




**Project:**

The Waterford ALMC - MC Kitchen


**From:**


SCOPOS Hospitality Group  
300 W. Chestnut St. Suite 201  
Ephrata, PA 17522


Item	Qty	Description
1H100	1 ea	<b>REACH-IN REFRIGERATOR</b>  Victory Refrigeration Model No. RS-1D-S1-HC UltraSpec™ Series Refrigerator, Reach-in, one-section, self-contained refrigeration, 21.01 cu. ft. capacity, (1) full height solid hinged door, (3) silver freeze (chrome-style) shelves, stainless steel exterior & interior, standard depth cabinet, TOUCH POINT™ electronic temperature control/indicator, LED lighting, expansion valve technology, Santoprene door gaskets with 2 year warranty, stainless steel breakers, R290 Hydrocarbon refrigerant, 1/3 HP, cULus, UL EPH Classified, UL-Sanitation, MADE IN USA 1 ea 6-years parts & labor warranty; excludes maintenance items 1 ea Self-Contained refrigeration 1 ea 7-year compressor warranty (part only), standard 1 ea 7 year parts & labor and 7 year compressor warranty (excludes maintenance items) 1 ea 115v/60/1-ph, 6.5 amps, with cord & NEMA 5-15P 1 ea Door hinging: on left at factory 18 ea Type "A/C" Tray Slide Pair, 1 tray slide set for (1) 18" x 26" or (2) 14" x 18" or (2) 12" x 20" Pans 1 ea Front Kick Plate 1 ea 6" Casters, in lieu of standard 6" stainless steel legs <b>NOTE: Receptacle for unit to be installed to the left or right side of the unit for accessibility and resetting the GFCI as needed.</b>



Item	Qty	Description
1H101	1 ea	<b>HAND SINK, UNDERMOUNT</b>  Eagle Group Model No. SR10-14-5-1 Self-Rimming Undermount Sink, one compartment, 10" wide x 14" front-to-back x 5" deep bowl, 4" OC deck mount faucet with gooseneck spout (302004), includes basket drain, 20/304 stainless steel construction, NSF 1 ea E44 Punching extra faucet holes or changing location of faucet holes from standard 1 ea 362188 Bottom-Mount Kit, (8) undermount clips per kit <b>Omit standard faucet, provide T&amp;S Brass item #1H101.1</b> <b>Mount and seal sink to underside of stone utilizing manufacturer recommended sealer and fasteners; Ensure a complete even seal without any gaps.</b>
1H101. 1	1 ea	<b>HANDS FREE ELECTRONIC FAUCET</b>  T&S Brass Model No. EC-3100-HG ChekPoint™ Electronic Faucet, deck mount, rigid gooseneck, vandal resistant aerator, AC/DC control module, mixing tee, hydro-generator power supply, includes optional 100-240 VAC adapter <b>Unit is specified and provided with Hydro Generator; no receptacle is needed to power the electronic sensor.</b>




Item	Qty	Description
1H101. 2	1 ea	<p><b>PAPER TOWEL DISPENSER, SURFACE MOUNTED</b></p> <p>Bradley Corporation Model No. 2B1-110000  Surface-mounted towel dispenser. High quality and style.  20-gauge, 300 series stainless steel in a brushed #3 satin finish.  Welded, pill-shape construction. Red, low-level indicator  provides notice that refill is needed. Integral, easy-feed towel  guide liner. Magnetic locking system and magnetic  key included.</p> <p>Overall Dimensions:  16-13/16" H x 13-15/16" W x 4" D</p> <p><b>FSEC to VERIFY paper towel SIZES with owner BEFORE placing  order and adjust dispenser model number accordingly, as  required to accommodate owner's standard facility paper towel  size/fold.</b></p> <p><b>FSEC to be responsible for providing and installing hollow  masonry anchors and any other appropriate hardware to support  dispenser on wall.</b></p> <p><b>FSEC to indicate blocking locations in walls, on blocking sheet of  shop drawings.</b></p> <p><b>GC to furnish and install blocking in wall, as needed to support  dispenser.</b></p> <p><b>Refer to wall blocking detail WBK-100 for additional wall blocking  information and mounting heights. FSEC to provide a  dimensioned wall blocking sheet as part of submittal/shop  drawing package.</b></p>

Item	Qty	Description
1H101. 3	1 ea	<b>SOAP DISPENSER, SURFACE MOUNTED</b>  Bradley Corporation Model No. 6B1-119300 Sensor-activated, surface-mounted soap dispenser shall be fabricated of 20-gauge, 300 series stainless steel in a brushed #3 satin finish. Dispenser shall have completely concealed mounting and low-level indicator. Capacity is 40-oz liquid soap/gel sanitizer or bulk foam soap. Mounting hardware is not included.  Overall Dimensions: 18-1/16" H x 6-7/8" W x 3-15/16" D <b>FSEC to be responsible for providing and installing hollow masonry anchors and any other appropriate hardware to support dispenser on wall.</b> <b>FSEC to indicate blocking locations in walls, on blocking sheet of shop drawings.</b> <b>GC to furnish and install blocking in wall, as needed to support dispenser.</b> <b>Refer to wall blocking detail WBK-100 for additional wall blocking information and mounting heights. FSEC to provide a dimensioned wall blocking sheet as part of submittal/shop drawing package.</b>
1H102	1 ea	 <b>INDUCTION RANGE, FLOOR MODEL</b> Spring USA Model No. MCS-59-FPS-SP251G Fire Suppression Max Induction™ Griddle Cooking Station, (1) MAX Induction® range (SM-251-2CR), (2) 2500 watt burners, integrated buckeye BFR-5 UL300 fire suppression system, removable griddle overlay attachment (SMG251-6), 4-stage, self-contained air filtration system with LCD touchscreen menu & diagnostic reporting, Versa-Gard™ premium food shields, commercial-grade stainless steel construction,, locking & swiveling casters, 800 lb rating, double towel bars & removable cutting board, laminate enclosed cabinet, 208-240v/60/1-ph, 5 kW, 38 amps, NEMA 6-50P, ETL, UL STD 197, CSA C22.2 #109, UL 300, ANSI/UL 710B, ANSI/NSF2 (Made in the USA of domestic and imported parts) (custom product) (6-8 week lead time) 1 ea 1 year warranty, standard 1 ea MCS59-403 Carbon Odor Filter, 32"W x 9.875"D x 4"H, in metal frame for MCS with fire suppression 1 ea MCS59-402 HEPA Filter, for MCS with fire suppression 1 ea MCS59-401 High Temp Filter, for MCS fire suppression units 1 ea MCS59-400 Baffle Filter, for MCS with fire suppression
1H103	2 ea	<b>INDUCTION RETHERMALIZER, BUILT-IN / DROP-IN</b>


Item	Qty	Description
		Vollrath Model No. 74701D Mirage® Induction Rethermalizer, drop-in, dry operation, 7 quart, inset with hinged cover, (4) soup presets, stir indicator LED, solid state controls with locking function, temperature control in °F or °C, cabinet mount controls with leads, includes: mounting hardware, cord with NEMA 5-15P, 800 watts, 6.7 amps, 120v/60/1-ph, cULus, NSF, FCC (cover not NSF)
	2 ea	Requires use of included Vollrath induction-ready inset - failure to use these insets may damage the unit & will void the warranty
	6 ea	88184 Inset, 7-1/4 quart, induction ready, for Mirage induction rethermalizer, NSF
	2 ea	4980422 Ergo Grip® Ladle, 4 oz., 3-1/8" bowl dia., 13-1/8"L OAL, equipped with all-natural antimicrobial, 3 oz., stainless steel, 13-1/8" OA length, Kool-Touch™ one-piece black construction offset handle, safe up to 225°F (107.2°C), fully functional to 350°F (176.6°C), integrated handle stopper, Jacob's Pride® Collection, Limited Lifetime Warranty, NSF
	2 ea	47493 Contemporary Inset Cover, hinged, fits 7 quart inset, easy on/off lid, welded handle, condensation returns to inset, no friction fit tabs for easy installation & removal, dishwasher safe, stainless steel construction, imported
	2 ea	47491 Decorative Ring, for 7 qt. induction soup drop in units, 22 gauge stainless steel
		<b>FSEC to install soup well into engineered stone countertop utilizing manufacturers approved specifications for heat deflection to avoid cracking of stone. Provide blocking around cut-out and supports to the cabinet base.</b>
		<b>Size and locations of cut-outs are to be verified by FSEC and noted on shop drawings.</b>
		<b>Equipment shall be securely fastened to counter with equipment controls easily accessible. On/Off operation of hot/cold well to be by a recessed switch mounted in apron, interconnected to receptacle powering hot/cold well. Switch to be recessed in a control enclosure Component Hardware model #R73-1212. If larger equipment controls do not fit in these two standard recessed modules, use a Vollrath 30312 1/3 Pan. See Millwork Detail MWK-300. Switch, control enclosure and interconnection by millwork fabricator of counter.</b>
		<b>Equipment to be NSF and UL listed and labeled.</b>
		<b>When located in enclosed cabinet: Ventilation required, Millwork Fabricator to provide McNichols 16-gauge 1614381648 wire mesh framed insert in doors. AC Infinity fans, models AI-CFD120BA to be utilized. All millwork fan systems should contain an intake and an exhaust fans. This is required to balance the static pressures between the inside and outside of the cabinet. Position fans near</b>


Item	Qty	Description
		the top of the cabinet configured to exhaust out the warmer air and position fans near the bottom to pull in colder air. Refer to typical detail MWK-360 Cabinet Venting.
1H104	2 ea	<b>INDUCTION COOK TOP, BUILT-IN</b> Garland Model No. HOIN1500 Induction Hold Unit, built-in, (1) 15.75" x 31.5" ceran ceramic glass top, RTCSmp temperature control, dual temperature zones, dual temperature display (set/current temp), ETL, cETLus, CE, FCC 
	2 ea	Two-year on-site parts and labor warranty, standard
	2 ea	120v/60/1-ph, 1.5 kW, 12.0 amps
		<b>INSTALLATION:</b> Units to be installed flush with 4" separation between glass. Do not use stainless trim around the perimeter for installation as this will interfere with induction performance. Millwork Fabricator to provide support beams in between units; seal all crevices as required and follow practice outlined in national standard NSF 4. See installation detail MWK-116. Controls to be recessed into millwork apron. Digital Thermometer display on glass top to be oriented to operator side. Installation to be performed by certified factory installers only - NO EXCEPTIONS <b>STONE COMPATIBILITY:</b> Units are compatible with ¾" or 1-1/4" thick standard engineered countertops – other specific countertop material can be used as recommended by manufacturer. <b>VENTILATION:</b> Each unit requires 70 CFM free air flow with adequate enclosure venting and maximum ambient temperature of 122°F. When installed in a closed cabinet, provide McNichols 16-gauge 1614381648 perforated metal mesh or equal on doors. At location of induction generator, AC Infinity fans, models AI-CFD120BA to be utilized. All millwork fan systems should contain an intake and an exhaust fans. This is required to balance the static pressures between the inside and outside of the cabinet. Position fans near the top of the cabinet configured to exhaust out the warmer air and position fans near the bottom to pull in colder air. Refer to typical detail MWK-360 Cabinet Venting. Provide cabinet fan for ventilation and air movement. <b>ELECTRICAL CONNECTIONS:</b> All internal connections from generator to each induction plate to be interconnected by FSEC utilizing factory provided wiring harness. All wiring harness to be neatly bound and run as close as possible to top corner of cabinet with zip ties. No wiring should be hanging loose on cabinet floor.

Item	Qty	Description
		<p>Electrical Contractor to provide single point connection to the induction generator with means of disconnect if hard wired, connection to be with a switch.</p> <p><b>COORDINATION:</b></p> <p>FSEC is responsible for verifying that space available will accommodate units and for verifying that it will interface properly with all associated and adjacent equipment.</p> <p>FSEC is responsible for reviewing millwork shop drawings.</p>
1H105	1 ea	<p><b>WARMING DRAWER, BUILT-IN</b></p> <p>Alto-Shaam Model No. 500-1D</p>  <p>Halo Heat® Warming Drawer, built-in, one drawer, digital controller, (1) 12" x 20" pan, (50) rolls or (34) baked potatoes capacity, drawer can adapt to hold optional oversize pan, adjustable thermostat, stainless steel exterior, EcoSmart®, cULus, UL EPH ANSI/NSF 4, CE, EAC</p> <p>1 ea 120v/50/60/1-ph, 5.3 amps, .64 kW, NEMA 5-15P, standard</p> <p>1 ea Vented drawer, per drawer</p> <p>1 kt 5015147 Built-In Trim Kit, for 500-1D one drawer warmer</p> <p><b>Millwork fabricator to trim drawer unit for a flush mount finish installation. Trim installation should not have any visible fasteners. Unit should not sit on a shelf or floor with surrounding gaps.</b></p> <p><b>Refer to Heated Drawer Trim Installation Detail MWK-311 on Typical Installation Detail Sheet.</b></p>
1H106		<b>SPARE NO.</b>
1H107	1 ea	<p><b>REACH-IN UNDERCOUNTER FREEZER</b></p> <p>Victory Refrigeration Model No. VUFD27HC-2</p>  <p>Undercounter Freezer, one-section, 27"W, rear mounted self-contained refrigeration, 6.15 cubic feet capacity, (2) drawers, full electronic control, 1/2" thick stainless steel top, stainless steel front, &amp; sides, aluminum interior, Santoprene gaskets with 2 year warranty, R290 Hydrocarbon refrigerant, 1/4 HP, UL-Sanitation, cULus, UL EPH Classified, MADE IN USA</p> <p>1 ea 6-years parts &amp; labor warranty; excludes maintenance items</p> <p>1 ea Self-Contained refrigeration</p> <p>1 ea 7-year compressor warranty (part only), standard</p> <p>1 ea 115v/60/1-ph, 2.5 amps, with cord &amp; NEMA 5-15P</p> <p>1 ea Casters, set of (4), 6" high, (2) with brakes, standard</p> <p><b>NOTE: Receptacle for unit to be installed to the left or right side of the unit for accessibility and resetting the GFCI as needed.</b></p>


Item	Qty	Description
1H108	1 ea	<b>FLATWARE HOLDER, CUTLERY BIN / BOX</b>  Steril-Sil Company Model No. E1-BS6OE-SS Drop-In Silverware Basket, full-size, fits E1 Handling System, holds (6) S-500 cylinders (included), with drop down handle, stainless steel, NSF, Made in USA
1H109	1 ea	<b>PLATE AND DISH DISPENSER, DROP-IN</b>  Delfield Model No. DIS-1013-ET-MOD Dispenser, Even Temp Heated Dish, drop-in type, single self-elevating dish dispensing tube, maximum dish size approximately 10.12" diameter, steel frame, stainless steel tubes and exterior, cut-out diameter 12-7/8", flange diameter 13-1/2", 7.0 kW, cUL, UL, NSF 1 ea 0460000N 1 year parts & labor warranty, standard 1 ea 120v/60/1-ph, 5.5 amps, NEMA 5-15P, standard 1 ea DIS-SL Shorten dispenser tubes to special length <b>Overall height of unit to be 25.5" (Including the rubber plate extensions).</b> <b>FSEC to VERIFY plate SIZES with owner BEFORE placing order and adjust dispenser model number accordingly, as required to accommodate owners selection of plates.</b> <b>Unit installation is a drop-in into a pull out drawer as detailed in millwork detail #MWK-117. Unit shall plug into a receptacle installed in rear of cabinet, behind drawer.</b> <b>FSEC shall verify that space available in counter and will accommodate unit, adjust height if necessary for drawer installation as detailed in MWK-117.</b>
1H110	1 ea	<b>UNDERCOUNTER REFRIGERATOR</b>  Victory Refrigeration Model No. VUR27HC Undercounter Refrigerator, Powered by V-Core™, one-section, 27"W, rear mounted self-contained refrigeration, 6.15 cubic feet capacity, (1) self-closing door, (2) epoxy coated wire shelves, full electronic control, 1/2" thick stainless steel top, stainless steel door, front & sides, aluminum interior, Santoprene gaskets with 2 year warranty, R290 Hydrocarbon refrigerant, 1/10 HP, UL-Sanitation, cULus, UL EPH Classified 1 ea 7 year parts & labor and 7 year compressor warranty (excludes maintenance items) 1 ea 115v/60/1-ph, 2.0 amps, with cord & NEMA 5-15P 1 ea Door hinging: on left at factory 1 ea 00C30-099A Door Lock (Price Per Door) 1 ea 3" Casters, in lieu of standard 6" casters, no charge when specified on order <b>NOTE: Receptacle for unit to be installed to the left or right side of the unit for accessibility and resetting the GFCI as needed.</b>



Item	Qty	Description	
1H111	1 ea	<b>MOBILE BUSSING CART</b> Kaliber Innovations Model No. BC-3235 Mobile Bussing Cart <b>Dimensions: 35.3"W x 31.8"H x 23.9"D</b> <b>Holds 4 bussing pans 21" x 15" x 7" (bussing pans not included)</b> <b>Concealed 5" swivel casters with brakes</b> <b>Integrated pull handles</b> <b>Doors open 270 Deg for easy access</b> <b>500 Lb. Capacity</b> <b>Durable stainless steel frame construction</b> <b>Easy access for cleaning.</b> <b>Available in any P-LAM Style and Color; non-premium selection</b> <b>Cart P-LAM finish selection to match adjacent millwork.</b>	
1H112	1 ea	<b>HEAT LAMP</b> Hatco Model No. GRAH-48  Glo-Ray® Infrared Strip Heater, 48" W, high wattage, tubular metal heater rod, single heater rod housing, aluminum construction, 1100 watts, NSF, CE, cULus, Made in USA  1 ea NOTE: Includes 24/7 parts & service assistance 1 ea One year on-site parts & labor warranty, plus one additional year parts only warranty on all Glo-Ray metal sheathed elements 1 ea 120v/60/1-ph 1 ea REM INF Remote infinite control, additional switch is required with tandem element, shipped loose (max. 12.2 amp) (available at time of purchase only) 1 ea IND.LGT-1 Indicator Light 1 ea LEADS10 6'-10' Extended Electrical Leads 1 ea STANDARD Clear Anodized Aluminum housing, finish, standard	
1H300	1 ea	<b>SINK, DOUBLE BOWL</b> Kohler Model No. K-3171-HCF Sink, Double Bowl <b>This item is NOT IN KITCHEN EQUIPMENT CONTRACT and is shown on Plan with an item number for coordination and reference only.</b> <b>GC shall furnish and install this item, through his supplier.</b> <b>GC is responsible for verifying manufacturer, model number, size and components with Architect/Interior Designer BEFORE PLACING ORDER FOR THIS ITEM.</b> <b>GC shall be responsible for verifying that space available will accommodate unit(s) and that these interface properly with adjacent equipment and millwork counters.</b> <b>FSEC is responsible for coordinating installation of this item with Owner and GC in relation to adjacent and associated equipment.</b>	<BY GC>

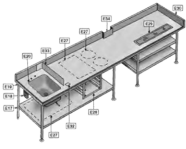


Item	Qty	Description	
1H300. 1	1 ea	<b>FAUCET, PANTRY TYPE</b>  Kohler Model No. K-7779-K Faucet, Pantry Type <b>This item is NOT IN KITCHEN EQUIPMENT CONTRACT and is shown on Plan with an item number for coordination and reference only. GC shall furnish and install this item, through his supplier. GC is responsible for verifying manufacturer, model number, size and components with Architect/Interior Designer BEFORE PLACING ORDER FOR THIS ITEM. GC shall be responsible for verifying that space available will accommodate unit(s) and that these interface properly with adjacent equipment and millwork counters. FSEC is responsible for coordinating installation of this item with Owner and GC in relation to adjacent and associated equipment.</b>	<BY GC>
1H301 	1 ea	<b>THERMAL SERVER, BREW-THRU</b>  BUNN Model No. 42750.0200 42750.0200 TF ThermoFresh® Server with Digital Sight Gauge, with base & drip tray, 1-1/2 gallon, lever action dispensing, battery operated volume indicator display & 4-hour digital count-up timer, brew-through lid, portable, soft-grip bail handle, fast flow faucet, aluminum faucet guard, vacuum insulated, stainless steel liner, black finish, for use with twin or single Infusion Series brewers, NSF <b>G.C. to obtain specifications for equipment supplied by vendor. This item is NOT IN KITCHEN EQUIPMENT CONTRACT and is shown on Plan with an item number for coordination, reference, and space allocation only. Owner shall furnish and install this item, through his vendor. Owner is responsible for verifying manufacturer, model number, size and components. Owner shall be responsible for verifying that space available will accommodate unit(s) and that these interface properly with adjacent equipment and counters. FSEC is responsible for coordinating installation of this item with Owner and GC in relation to adjacent and associated equipment.</b>	<By Vendor>



Item	Qty	Description
1H400- 1H405. 1	1 ea	<b>FOOD SERVICE MILLWORK PACKAGE:</b>  CraftPoint Concepts Model No. CUSTOM This is a custom fabricated item and is to be constructed as described in General Specifications and as further detailed on Food Service Contract Documents. Refer to architectural/interior design documents for finish selections and locations. Provide with all options, accessories and features as listed below. To include the following items: Item #1H400 – Refrigerator Surround Item #1H401 – Back Counter Item #1H401.1 – Wall Cabinets Item #1H401.2 – Lights, LED Item #1H402 – Spare No. Item #1H403 – Front Counter Item #1H403.1 – Utensil Dispenser, Single Item #1H403.2 – Pull-Out Waste Basket, Single (Rev-A-Shelf, RV-35) Item #1H403.3 – Glove Box Dispenser, Single Item #1H403.4 – Plate Pull-Out Drawer Item #1H403.5 – Corner Guards, S/S (Qty. of 3) Item #1H404 – Bussing Counter Item #1H404.1 – Pull-Out Waste Basket, Double (RV-35) Item #1H404.2 – Wall Cabinets Item #1H404.3 – Lights, LED Item #1H404.4 – Corner Guards, S/S (Qty. of 2) Item #1H405 – Wall Shelf Item #1H405.1 – Lights, LED
1H500	1	<b>TRASH BIN, SLIM JIM</b> <div style="text-align: right;">&lt;SMALLWARES &gt;</div> Smallwares Model No. SMALLWARES Trash Bin, Slim Jim <b>This item is NOT IN KITCHEN EQUIPMENT CONTRACT and is shown on Plan with an item number for coordination and reference only. Owner shall furnish and install this item, through his smallwares supplier.</b> <b>Owner is responsible for verifying manufacturer, model number, size and components.</b>

Item	Qty	Description	
1H501	2 ea	<b>BEVERAGE DISPENSER, NON-INSULATED</b>	<SMALLWARES >
		Cal-Mil Model No. 1580-2INF-74 SoHo Beverage Dispenser, 2 gallon capacity, 10"W x 12"D x 20-1/2"H, infusion chamber, spigot, drip tray, glass, silver frame, BPA Free	
		<b>This item is NOT IN KITCHEN EQUIPMENT CONTRACT and is shown on Plan with an item number for coordination and reference only. Owner shall furnish and install this item, through his smallwares supplier.</b>	
		<b>Owner is responsible for verifying manufacturer, model number, size and components.</b>	
1H502	1 ea	<b>ADDITIONAL SMALLWARES &amp; ACCESSORIES</b>	<SMALLWARES >
		Smallwares Model No. SMALLWARES Additional Smallwares & Accessories	
		<b>Smallwares planning: Bring your project over the finish line by capturing any additional items or details for proper configuration required for complete opening. There is select specialty equipment in the design that requires specialty smallwares for the full and proper operation. This is beyond the 500 items already listed as provisions in the design. This may include, but is not limited to induction chafing dishes, inserts, pots/pans, utensils, etc. For best smallwares recommendations and guidance to complement equipment and design, please contact Mary Fusco in SCOPOS Hospitality Group Branding Department 717-733-5810 extension 129, or email mfusco@scoposhg.com. Mary and her team are familiar with SCOPOS designs and are able to guide, sample and implement best practices with opening packages for FOH (front of the house) and BOH (back of the house) solutions meeting your project needs and budgets. Opening order guidance, staging and consultation offered at no charge when purchasing package through SCOPOS Hospitality Group Branding Department.</b>	
		<b>This item is NOT IN KITCHEN EQUIPMENT CONTRACT and is shown on Plan with an item number for coordination and reference only. Owner shall furnish and install this item, through his smallwares supplier.</b>	
		<b>Owner is responsible for verifying manufacturer, model number, size and components.</b>	

Item	Qty	Description	
1H600	1 ea	<b>DECORATIVE LAMPS</b> BY EC Model No. BY EC Decorative Lamps <b>This item is a place holder, refer to FD for actual specification.</b>	<BY EC>
1H601	4 ea	<b>DECORATIVE LAMPS</b> BY EC Model No. BY EC Decorative Lamps <b>This item is a place holder, refer to FD for actual specification.</b>	<BY EC>
1H700- 1H701	1 ea	<b>FOOD SERVICE FLOOR SINK &amp; A.F.D PACKAGE:</b>  BY PC Model No. BY PC To include the following items: Item #1H700 – Floor Sink Item #1H701 – Area Floor Drain <b>Floor sinks to be sized and located by Engineers/PC.</b> <b>Keep Floor Sink locations as shown on food service floor plan. Not to interfere with food service equipment, and or legs/casters.</b> <b>Floor sink to be accessible for cleaning.</b> <b>Care should be taken not to locate floor sinks directly below equipment with electronic controls. Critical for combi ovens. Hot discharge and steam may cause damage to controls.</b> <b>Millwork Fabricator to provide stainless steel Floor Sink Sleeve when in Millwork counter base installation.</b> <b>Floor sink sleeve to be 1/2" larger than floor sink and be sealed to the floor.</b> <b>NOTE: Floor sink needs to have full access for cleaning. Piping not to obstruct access and allow removal of grate.</b> <b>See floor sink installation detail MEP-100 on typical installation sheet.</b> <b>Area Floor Drain to be sized and located by Engineer/ PC.</b> <b>Shown as where to not interfere with Food Service equipment and provide sufficient area drainage.</b> <b>Floor to be slopped to A.F.D</b> <b>Provide additional A.F.D as required.</b>	<BY PC>


Item	Qty	Description
1P100	1	<p><b>WAIT STATION, S/S</b></p> <p>Eagle Group Model No. CUSTOM Wait Station, S/S</p>
	1 ea	<p>E30 End splash, factory installed, welded, per end, all heights; left end.</p> <p><b>Provide provisions for item #1P100.1, sink, plumbing.</b></p> <p><b>Custom counter size and shape as shown on drawing. This is a custom fabricated item and is to be constructed as described in General Specifications and as further detailed on Food Service contract documents. Provide with all options, accessories and features as listed below.</b></p> <p><b>Top shall be fabricated of #14-gauge stainless steel with all edges turned down 2" with ½" return. Underside of top shall be reinforced with #14 gauge stainless steel channels. Top shall be of one piece construction having all corners rounded, and have cut-outs to receive all countertop equipment shown on drawing. Field joints shall be kept to a minimum with all traces of welding removed.</b></p> <p><b>Top shall be mounted on 1-1/2" x 1-1/2" welded stainless steel framework. Front, ends and back of base shall be enclosed with #16-gauge stainless steel panels having all exposed joints continuously welded, ground and polished. Base to be supported on stainless steel legs with adjustable stainless steel bullet feet. Legs shall have a 6" high #16-gauge s/s removable kickplate on all sides.</b></p> <p><b>Where drop-in pans are installed in the countertop (hot or cold), provide a recess to allow 18" x 26" pans to set flush with the top.</b></p> <p><b>All controls to be installed in aprons.</b></p> <p><b>Provide a stainless steel hinged doors with louvers to allow air circulation at the locations of the refrigerated drop-in pans.</b></p> <p><b>Drains are to be manifolded to one end with a ball valve and extended to the nearest acceptable floor drain. Ball valve to be recessed and accessible for operation.</b></p> <p><b>Whole unit assembly to be NSF and UL listed.</b></p> <p><b>All built in, drop in and slide in equipment items shall be coordinated and installed by FSEC supplier/installer.</b></p> <p><b>Dealer to provide shop drawings submittal for review and approval before starting manufacturing.</b></p>




Item	Qty	Description
1P100. 1	1 ea	<b>PREP SINK, WELD-IN</b>   <p>Eagle Group Model No. E24 Sink, 18" x 20" x 14" bowl, for 30"W tables, complete with faucet &amp; basket drain; sink location per plan.</p>
1P100. 2	1 ea	<b>PANTRY FAUCET</b>   <p>T&amp;S Brass Model No. B-0325-CR-WH4 Pantry Faucet, double, deck mount, 4" adjustable centers, 5-3/4" swivel gooseneck spout with Series 1 stream regulator outlet (includes lock washer to convert to rigid), 4" wrist action handles, quarter-turn Cerama cartridges with check valves, polished chrome plated brass body, 1/2" NPT female inlets, low lead, cCSAus, ADA Compliant</p> <p>1 kt B-0425-KIT Inlet Kit with 24" supply hoses, Nipples, Washer and Locknuts that provide 1/2" NPT male outlet and 3/8" female compression inlet. Certified to ASME A112.18.1/CSA B125.1, NSF 61-Section 9 and NSF 372.</p> <p>1 ea 1 year limited warranty, standard</p>
1P100. 3	1 ea	<b>SHELVING, WALL MOUNTED</b>   <p>Eagle Group Model No. SWS1548-14/3 Snap-n-Slide® Shelf, wall-mounted, 48"W x 15"D, rolled front edge, 1-1/2"H up-turn on sides &amp; rear, stainless steel wall brackets mount to wall studs (no wall backing required), 180 lbs. weight capacity, 14/304 stainless steel construction, NSF</p> <p>1 ea 358115 Divider, 15"W, for Snap-n-Slide wall shelf, 4"H</p> <p><b>FSEC to furnish proper type of stainless-steel mounting hardware for wall shelf to sustain weight while in use.</b></p> <p><b>GC to furnish and install blocking in wall, as needed to support fully loaded shelf.</b></p> <p><b>FSEC to install shelf approximately 20" above countertop of work surface.</b></p> <p><b>FSEC to indicate blocking locations in walls, on blocking sheet of shop drawings.</b></p> <p><b>Refer to wall blocking detail WBK-100 for additional wall blocking information and mounting heights. FSEC to provide a dimensioned wall blocking sheet as part of submittal/shop drawing package.</b></p>




Item	Qty	Description
1P100. 4	1 ea	<b>SHELVING, WALL MOUNTED</b>
		Eagle Group Model No. SWS1524-14/3 Snap-n-Slide® Shelf, wall-mounted, 24"W x 15"D, rolled front edge, 1-1/2"H up-turn on sides & rear, stainless steel wall brackets mount to wall studs (no wall backing required), 90 lbs. weight capacity, 14/304 stainless steel construction, NSF
	1 ea	358115 Divider, 15"W, for Snap-n-Slide wall shelf, 4"H <b>FSEC to furnish proper type of stainless-steel mounting hardware for wall shelf to sustain weight while in use.</b> <b>GC to furnish and install blocking in wall, as needed to support fully loaded shelf.</b> <b>FSEC to install shelf approximately 20" above countertop of work surface.</b> <b>FSEC to indicate blocking locations in walls, on blocking sheet of shop drawings.</b> <b>Refer to wall blocking detail WBK-100 for additional wall blocking information and mounting heights. FSEC to provide a dimensioned wall blocking sheet as part of submittal/shop drawing package.</b>
1P101	1 ea	<b>UNDERCOUNTER REFRIGERATOR</b>
		Victory Refrigeration Model No. VUR27HC Undercounter Refrigerator, Powered by V-Core™, one-section, 27"W, rear mounted self-contained refrigeration, 6.15 cubic feet capacity, (1) self-closing door, (2) epoxy coated wire shelves, full electronic control, 1/2" thick stainless steel top, stainless steel door, front & sides, aluminum interior, Santoprene gaskets with 2 year warranty, R290 Hydrocarbon refrigerant, 1/10 HP, UL-Sanitation, cULus, UL EPH Classified
	1 ea	7-year parts & labor and 7-year compressor warranty; excludes maintenance items
	1 ea	115v/60/1-ph, 2.0 amps, with cord & NEMA 5-15P
	1 ea	Door hinging: standard on right
	1 ea	00C30-099A Door Lock (Price Per Door)
	1 ea	3" Casters, in lieu of standard 6" casters
		<b>NOTE: Receptacle for unit to be installed to the left or right side of the unit for accessibility and resetting the GFCI as needed.</b>







Item	Qty	Description
1P102	1 ea	 <b>WATER FILTER SYSTEM, COMBINATION APPLICATIONS</b> Everpure Model No. EV933042 High Flow CSR Twin-MC2 System, for combination coffee brewers, fountain, ice & steam, 18,000 gallon capacity, 3.34 gpm flow rate, 0.2 micron rating, (2) MC 0.2 micron precoat Cartridges (1) SRX scale reduction feeder (1) EC210 pre-filter, water shut-off, pressure gauges, flushing valve 1 ea This system requires (2) cartridges, (1) pre-filter & (1) scale reduction feeder. 2 ea EV961256 MC <sup>2</sup> Water Filter Cartridge, For cold beverage applications, Everpure® MC <sup>2</sup> Cartridge, (1) MC <sup>2</sup> Micro-Pure® II Precoat primary filtration cartridge, reduces scale, chlorine, taste & odor, inhibits bacterial growth, 9,000 gallons, 1.67 gpm, 0.2 micron, NSF 42 & 53 1 ea EV953426 Replacement Cartridge: EC210 Prefilter Cartridge, EC210, (6) EC210 cartridges, sediment reduction, 10 micron 1 ea EV979902 SS-10 ScaleStick Water Filter Cartridge, SS-10 ScaleStick, (12) SS-10 ScaleStick cartridges, HydroBlend compound inhibits scale, 0.1-6.0 gpm <b>Plumbing Contractor to install water filter system in water supply line and furnish and install interconnecting hard copper piping between water filter and equipment water inlet. Water Filter provided by FSEC.</b> <b>FSEC to furnish proper type of stainless steel mounting hardware for wall construction to sustain weight while in use.</b> <b>GC to install wall blocking as required for mounting. FSEC to indicate blocking locations in walls, on blocking sheet of shop drawings.</b> <b>Refer to wall blocking detail WBK-100 for additional wall blocking information and mounting heights. FSEC to provide a dimensioned wall blocking sheet as part of submittal/shop drawing package.</b> <b>Install filter as per elevations on food service drawings.</b> <b>FSEC to provide a sticker and date of installation on filter cartridges.</b> <b>Water filter overflow tube to be extend to nearest floor sink with 1" air gap</b> <b>For more information see filter installation detail MEP-101.</b>
1P103	2	<b>MOBILE GLASS RACK</b> Eagle Group Model No. YSCOPOS-GLASSRACK Mobile glass rack with adjustable angle slides and (4) 4" swivel castors (2) castors provided with brakes.


Item	Qty	Description
1P104	1 ea	<b>ICE &amp; WATER DISPENSER</b>  Follett Products, LLC (Middleby) Model No. E12CI414A-S Symphony Plus™ Ice & Water Dispenser, countertop, SensorSAFE™ dispense, integral ice machine, Chewblet® ice, air- cooled condenser, up to 388 lb. production in 24 hours, 12 lb. storage capacity, stainless steel cabinet with accent trim, 230v/50/1-ph, CE (model not for use in the United States)
	1 ea	3 year parts & labor warranty, additional 2 years compressor warranty (parts only), standard
	1 ea	230v/50/1-ph, standard
	1 ea	AFCONDPUMP Condensate Pump
	1 ea	01563360 Pressurized Water Sanitizing Kit, for Follett Symphony & Symphony Plus ice and water dispensers using Follett water filtration systems CARBONSTDCAPSYSTEM, CARBONHICAPSYSTEM, CARBNONLESSHICAPSYS, 00130229, 00978957, or 01050442. Kit includes (1) dip tube & (1) bypass plug.
	1 cs	01038652 Nu-Calgon IMS-III Sanitizer, case of (12) 16 oz bottles, NSF
	1 cs	01149962 SafeCLEAN Plus, liquid – environmentally responsible ice machine cleaner (carton of 24 x 8 oz bottles) <b>FSEC is responsible for verifying that space available in field will accommodate units and for verifying that it will interface properly with all associated and adjacent equipment.</b> <b>FSEC is responsible for coordinating with millwork shop drawings and associated equipment.</b>


Item	Qty	Description
1P105	1 ea	<b>HAND SINK</b>  <p>Eagle Group Model No. YSCOPOS-HSA-0001-00-LRS  Hand Sink, wall mount, 13-1/2" wide x 9-3/4" front-to-back x 6-3/4" deep bowl with MicroGard™ antimicrobial finish, single faucet hole for T&amp;S EC-3101-HG by others, 304 stainless steel construction, basket drain, tubular wall support &amp; brackets, inverted "V" edge, NSF</p>
	1 ea	-LRS Left & right side splashes <b>FSEC to be responsible for providing and installing hollow masonry anchors and any other appropriate hardware to support Hand Sink on wall.</b> <b>FSEC to indicate blocking locations in walls, on blocking sheet of shop drawings.</b> <b>GC to furnish and install blocking in wall, as needed to support Hand Sink.</b> <b>Refer to wall blocking detail WBK-100 for additional wall blocking information and mounting heights. FSEC to provide a dimensioned wall blocking sheet as part of submittal/shop drawing package.</b> <b>Refer to MEP-103 hand sink details for additional requirements and provisions.</b> <b>Equipment to be NSF and UL listed and labeled.</b> <b>To be provided with T&amp;S Brass Faucet, item #1P105.1</b> <b>Owner to provide towel &amp; soap dispenser.</b>
1P105. 1	1 ea	<b>HANDS FREE ELECTRONIC FAUCET</b>  <p>T&amp;S Brass Model No. EC-3101-HG  ChekPoint™ Electronic Faucet, wall mount, rigid gooseneck with vandal resistant aerator , AC/DC control module, mixing tee, with hydro-generator power supply, includes optional 100-240 VAC adapter</p> <p><b>Unit is specified and provided with Hydro Generator; no receptacle is needed to power the electronic sensor.</b></p>
1P106		<b>SPARE NO.</b>
1P107	1 ea	<b>MOP SINK CABINET</b>  <p>Eagle Group Model No. YSCOPOS-F1916-VSCS-DL  Mop Sink Cabinet, double width, 47-1/2"W x 22-1/4"D x 84-1/4"H, slanted top, holds (2) mops, (2) hinged doors with transverse rod handles &amp; keyed locks, 8" deep mop sink with service faucet (in left cabinet), (1) fixed shelf above mop sink, (3) fixed shelves in right cabinet, includes 30" spray hose &amp; spray hose bracket, 430 stainless steel construction, enclosed rear, NSF</p>

Item	Qty	Description
1P107. 1	1 ea	<b>WALL / SPLASH MOUNT FAUCET</b>   <p>T&amp;S Brass Model No. B-2465 Service Sink Mixing Faucet, splash-mounted, 8" adjustable centers, 4" wrist action handles with color coded indexes, Cerama cartridges with check valves, spout has male garden hose outlet, 1/2" NPT vacuum breaker, upper wall brace, 48" black rubber flex hose, 1/2" NPT female inlets, ADA Compliant</p> <p>1 kt B-0230-KIT Inlet Kit, 1/2" NPT nipple, close elbows, 24" flex supply hoses</p>
1P108	1 ea	<b>THREE (3) COMPARTMENT SINK</b>   <p>Eagle Group Model No. FN2472-3-14/3-MOD Spec-Master® FN Series Sink, three compartment, 81"W x 31"D, 14/304 stainless steel top, coved corners, 24" x 24" x 14" deep compartments, 9-1/2"H backsplash with 1" upturn &amp; tile edge, (2) sets of 8" OC splash mount faucet holes, rolled edges on front &amp; sides, includes 3-1/2" basket drains, stainless steel crossbracing on all sides, stainless steel legs &amp; adjustable bullet feet, NSF</p> <p>1 ea E30 End splash, factory installed, welded, per end, all heights; right end.</p> <p>7 ft E101 Splash 10" (203mm) high - per linear foot</p> <p><b>NOTE: Sink bowl to be 24" deep</b> <b>Vendor to provide Chemical Sanitizing Agent System (Pre-Wash, Rinse, Sanitize). Sinks should be clearly labeled showing water lines and cleaning stage.</b> <b>Where top abuts any walls, provide side splash.</b></p>
1P108. 1	1 ea	<b>PRE-RINSE FAUCET ASSEMBLY</b>   <p>T&amp;S Brass Model No. B-0133-CR-VBJSK EasyInstall Prerinse Unit, 8" wall mount mixing faucet with polished chrome plated brass body, 18" riser, 44" flexible stainless steel hose with heat resistant handle and swivel, 1.07 GPM spray valve, ceramic cartridges with check valves, lever handles, installation kit with 1/2" NPT male inlets, 6" adjustable wall bracket, spray valve holder and overhead spring. Certified to ASME A112.18.1/CSA B125.1, NSF 61-Section 9 and NSF 372. 2019 DOE PRSV - Class II compliant.</p> <p><b>Provide blocking in wall to support pre-rinse bracket mounting. Blocking to be provided by GC.</b> <b>Refer to wall blocking detail WBK-100 for additional wall blocking information and mounting heights. FSEC to provide a dimensioned wall blocking sheet as part of submittal/shop drawing package.</b></p>

Item	Qty	Description
1P108. 2	1 ea	<b>ADD ON FAUCET, FOR PRE RINSE FAUCET</b>  T&S Brass Model No. B-0156-CR Add-on Faucet, ceramas cartridge, 12" swing nozzle
		
1P108. 3	1 ea	<b>WALL / SPLASH MOUNT FAUCET</b>  T&S Brass Model No. B-0231-CR Faucet, 12" swing nozzle, 8" wall mount base, 1/2" NPT female Inlets, quarter-turn Cerama cartridges, low lead, ADA Compliant
		
	1 kt	B-0230-KIT Inlet Kit, 1/2" NPT nipple, close elbows, 24" flex supply hoses
1P108. 4	3 ea	<b>DRAIN, LEVER</b>  T&S Brass Model No. B-3970 Waste Valve, lever handle, 3-1/2" sink opening, 2" drain outlet with 1-1/2" adapter
		

Item	Qty	Description
1P108. 5	2 ea	<b>WIRE SHELF, WALL MOUNTED, EPOXY COATED, 2-TIER</b>
		<p>Metro Model No. 1436NK3</p> <p>Super Erecta® Shelf, wire, 36"W x 14"D, Metroseal™ Green epoxy-coated corrosion-resistant finish with Microban® antimicrobial protection, plastic split sleeves are included in each carton, NSF</p>
	8 ea	1WD14K3 Direct Wall Mount Bracket, for NK3
	2 ea	<p>1436NK3 Super Erecta® Shelf, wire, 36"W x 14"D, Metroseal™ Green epoxy-coated corrosion-resistant finish with Microban® antimicrobial protection, plastic split sleeves are included in each carton, NSF</p> <p><b>FSEC to furnish proper type of stainless-steel mounting hardware for wall shelf to sustain weight while in use.</b></p> <p><b>GC to furnish and install blocking in wall, as needed to support fully loaded shelf.</b></p> <p><b>FSEC to install shelf approximately 20" above countertop of work surface.</b></p> <p><b>FSEC to indicate blocking locations in walls, on blocking sheet of shop drawings.</b></p> <p><b>Refer to wall blocking detail WBK-100 for additional wall blocking information and mounting heights. FSEC to provide a dimensioned wall blocking sheet as part of submittal/shop drawing package.</b></p>


Item	Qty	Description
1P109	1 ea	<b>DISHWASHER, UNDERCOUNTER</b>  Champion Model No. UH330B Dishwasher, undercounter, 24"W x 26-3/4"D x 33-3/4"H, high temperature sanitizing, with Heat Recovery Condensate Removal, Dry Assist & StemsSure™ soft start to protect glasses & dishes from chipping & breaking, (24) racks per hour capacity, 150 second cycle, top mounted precise digital temperature display & Vari-cycle controls, 14-3/4"H door opening, stainless steel top & side panels, insulated booster & panels, detergent & rinse aid pumps, automatic drain cycle, pumped drain, built-in electric booster for 180°F final rinse water (standard 70°F/39°C rise), rinse sentry – extends the cycle time to ensure 180°F final rinse, (1) peg rack, (1) flat rack, 1 HP wash pump motor, Multi-Power – includes: Multi-Volt & Multi-Phase (Allows for infield conversion to 208-240 volt and/or single to three phase with ease), NSF, cETLus, ENERGY STAR® 1 ea 1 year parts & labor warranty, standard 1 ea Stainless steel finish, standard 1 ea 208-240v/60/1-ph, 3 wire plus ground 1 ea Power cord kit (available for single phase voltage only) 1 ea Note: For water of 3-grains of hardness or more, Champion recommends adding a water treatment device. 1 ea CC208C Water Softening System, 5,326 grains/lb. capacity, 9 gal. regeneration volume, holds two bags of salt, includes Three-Way-Pass installation kit & hoses. Installation not included (Softeners are manufactured, warrantied and serviced by Kinetico) (NET/NET) 1 ea 901259 Champion ION scale prevention system (unmounted) (1-HW only) 1 ea 0714432 Door Interlock 1 ea 0712314-2 Chemical Alarm Kit (Mounted) 1 ea 454527 Drain Water Tempering Kit (unmounted) 1 ea 101273 Flat Bottom Dishrack, 20" x 20", additional 1 ea 101285 Peg Dishrack, 20" x 20", additional <b>NOTE: This equipment has a built-in condenser system that captures the steam and converts it back to wash water. HVAC to consider amount of heat this equipment produces and add additional HVAC exhaust located above unit to pull hot air out and circulate air in space.</b>

Item	Qty	Description
1P109. 1	1 ea	<b>WATER FILTER SYSTEM, WAREWASHING</b>   <p>Everpure Model No. EV979911  KleenWare Water Filtration System, KleenWare HTS-11, Single, (1)  HT-10 HydroBlend™ scale inhibitor cartridge, 15.0 gpm, 3/4" inlet,  3/4" outlet, up to 200 psi</p> <p><b>Plumbing Contractor to install water filter system in water supply line and furnish and install interconnecting hard copper piping between water filter and equipment water inlet. Water Filter provided by FSEC.</b></p> <p><b>FSEC to furnish proper type of stainless steel mounting hardware for wall construction to sustain weight while in use.</b></p> <p><b>GC to install wall blocking as required for mounting. FSEC to indicate blocking locations in walls, on blocking sheet of shop drawings.</b></p> <p><b>Refer to wall blocking detail WBK-100 for additional wall blocking information and mounting heights. FSEC to provide a dimensioned wall blocking sheet as part of submittal/shop drawing package.</b></p> <p><b>Install filter as per elevations on food service drawings.</b></p> <p><b>FSEC to provide a sticker and date of installation on filter cartridges.</b></p> <p><b>Water filter overflow tube to be extend to nearest floor sink with 1" air gap</b></p> <p><b>For more information see filter installation detail MEP-101.</b></p>



Item	Qty	Description
1P110	1	<p><b>S/S WALL FLASHING, WAREWASHING</b></p> <p>Eagle Group Model No. CUSTOM S/S Wall Flashing, Warewashing</p> <p><b>Stainless Steel Wall Protection Panels, size and shape as shown on drawings covering extent of the whole room perimeter. This is a custom fabricated item and is to be constructed as described in General Specifications and as further detailed on Food Service contract documents. Provide with all options, accessories and features as listed below.</b></p> <p><b>Panels shall be constructed from 18 gauge stainless steel panel sections.</b></p> <p><b>Wall panels shall be fitted with 1/2" wide off-set seams at intermediate joints to allow panel sections to fit tightly against the wall.</b></p> <p><b>Bottom of panels to sit on integral flooring cove base and are to extend 60" high.</b></p> <p><b>Secure wall panels to building wall with wall panel adhesive of proper type for wall construction.</b></p> <p><b>Seal end seams with General Electric clear silicone sealer.</b></p> <p><b>It is the responsibility of the Kitchen Equipment Contractor to coordinate and make all appropriate cut-outs in paneling based on utility requirements in this location and apply appropriate s.s. trim strips, caps, gussets, etc.</b></p> <p><b>Refer to S/S Wall Panel Detail #FAB-24.</b></p>
1P111		<b>SPARE NO.</b>

Item	Qty	Description
1P112	1 ea	<b>METROMAX Q RACKS</b> Metro Model No. LOT MetroMax Q Racks
	4 ea	MQ74UPE MetroMax® Q Post, 73-3/16"H, for use with stem casters, epoxy coated steel with built in Microban® antimicrobial product protection, taupe
	2 ea	5PCXM Polymer Stem Caster, swivel, 5" dia., 1-1/4"W face, -20° F to 120°F temperature range, polyurethane wheel tread, 300 lb. capacity, Microban® antimicrobial product protection, NSF (donut bumpers included) (for use with all MetroMax posts & shelves)
	2 ea	5PCBXM Polymer Stem Caster, brake, 5" dia., 1-1/4"W face, -20° F to 120°F temperature range, polyurethane wheel tread, 300 lb. capacity, Microban® antimicrobial product protection, NSF (donut bumpers included) (for use with all MetroMax posts & shelves)
	4 ea	MQ2430G MetroMax® Q Shelf, 30"W x 24"D, removable open grid polymer shelf mats on an epoxy coated steel frame with quick adjust corner releases, (4) wedge connectors, Microban® antimicrobial product protection, 800 lb. capacity per shelf, NSF <b>FSEC to Assemble into four tier high shelving units, locate shelves with SOLID mat inserts at bottom. Bottom shelf to be minimum of 12" above floor.</b> <b>FSEC to verify all shelving sizing prior to ordering due to any field conditions/alterations.</b>



Item	Qty	Description
1P113	1 ea	<b>REACH-IN REFRIGERATOR</b>
		<p>Victory Refrigeration Model No. RS-2D-S1-HC  UltraSpec™ Series Refrigerator, Powered by V-Core™, Reach-in, two-section, self-contained refrigeration, 44.57 cu. ft. capacity, (2) full height solid hinged doors, (6) silver freeze (chrome-style) shelves, stainless steel exterior &amp; interior, standard depth cabinet, TOUCH POINT™ electronic temperature control/indicator, LED lighting, expansion valve technology, Santoprene door gaskets with 2 year warranty, stainless steel breakers, R290 Hydrocarbon refrigerant, 1/3 HP, cULus, UL EPH Classified, UL-Sanitation</p> <p>1 ea 7-year parts &amp; labor and 7-year compressor warranty; excludes maintenance items</p> <p>1 ea 115v/60/1-ph, 6.5 amps, with cord &amp; NEMA 5-15P</p> <p>1 ea Door hinging: left door hinged on left, right door hinged on right standard</p> <p>36 ea Type "A" Tray Slide Pair, 1 tray slide set for (1) 18" x 26" or (2) 14" x 18" pans</p> <p>1 ea Front Kick Plate</p> <p>1 ea 6" Casters, in lieu of standard 6" stainless steel legs</p> <p><b>NOTE: Receptacle for unit to be installed to the left or right side of the unit for accessibility and resetting the GFCI as needed.</b></p>


Item	Qty	Description
1P114	1 ea	<b>METROMAX Q RACKS</b> Metro Model No. LOT MetroMax Q Racks
	20 ea	MQ74UPE MetroMax® Q Post, 73-3/16"H, for use with stem casters, epoxy coated steel with built in Microban® antimicrobial product protection, taupe
	10 ea	5PCXM Polymer Stem Caster, swivel, 5" dia., 1-1/4"W face, -20° F to 120°F temperature range, polyurethane wheel tread, 300 lb. capacity, Microban® antimicrobial product protection, NSF (donut bumpers included) (for use with all MetroMax posts & shelves)
	10 ea	5PCBXM Polymer Stem Caster, brake, 5" dia., 1-1/4"W face, -20° F to 120°F temperature range, polyurethane wheel tread, 300 lb. capacity, Microban® antimicrobial product protection, NSF (donut bumpers included) (for use with all MetroMax posts & shelves)
	20 ea	MQ2136G MetroMax® Q Shelf, 36"W x 21"D, removable open grid polymer shelf mats on an epoxy coated steel frame with quick adjust corner releases, (4) wedge connectors, Microban® antimicrobial product protection, 800 lb. capacity per shelf, NSF <b>FSEC to Assemble into four tier high shelving units, locate shelves with SOLID mat inserts at bottom. Bottom shelf to be minimum of 12" above floor.</b> <b>FSEC to verify all shelving sizing prior to ordering due to any field conditions/alterations.</b>


Item	Qty	Description
1P300	1 ea	<p><b>COFFEE BREWER</b></p> <p>BUNN Model No. 34600.0000</p> <p>34600.0000 DUAL TF DBC® BrewWISE® ThermoFresh® Coffee Brewer, 18.9 gal/hr, coffee extraction controlled with pre-infusion &amp; pulse brew, digital temperature control, large spray head, automatic programming, stores individual recipes, SplashGard® &amp; optional funnel locks, wireless brewer-grinder interface, stainless steel finish, lower hot water faucet, wireless brewer-grinder interface, holds (2) 1-1/2 gallon ThermoFresh servers (servers sold separately), 120/240v/60/1-ph, 6600w, 27.5amps, UL, NSF</p> <p><b>This item is NOT IN KITCHEN EQUIPMENT CONTRACT and is shown on Plan with an item number for coordination, reference, and space allocation only.</b></p> <p><b>Owner shall furnish and install this item, through his vendor.</b></p> <p><b>Owner is responsible for verifying manufacturer, model number, size and components.</b></p> <p><b>Owner shall furnish GC with this information for utility requirements.</b></p> <p><b>Owner shall be responsible for verifying that space available will accommodate unit(s) and that these interface properly with adjacent equipment and counters.</b></p> <p><b>FSEC is responsible for coordinating installation of this item with Owner and GC in relation to adjacent and associated equipment.</b></p> <p><b>GC to provide finished hole(s) in wall to accommodate utility lines, as needed, in coordination with Owner and Owner provided equipment.</b></p> <p><b>Drain to be indirect to nearest floor sink, piping and connection by Plumbing Contractor.</b></p>

&lt;By Vendor&gt;



Item	Qty	Description	
1P300. 1	2 ea	<b>AIRPOT</b>	<By Vendor>
		<p>BUNN Model No. 32130.0000 32130.0000 Airpot, 3.0 liter (102 oz.), lever-action, stainless steel liner, ETL</p> <p><b>G.C. to obtain specifications for equipment supplied by vendor.</b>  <b>This item is NOT IN KITCHEN EQUIPMENT CONTRACT and is shown on Plan with an item number for coordination reference and space allocation only.</b>  <b>Owner shall furnish and install this item, through his vendor.</b>  <b>Owner is responsible for verifying manufacturer, model number, size and components.</b>  <b>Owner shall be responsible for verifying that space available will accommodate unit(s) and that these interface properly with adjacent equipment and counters.</b>  <b>FSEC is responsible for coordinating installation of this item with Owner and GC in relation to adjacent and associated equipment.</b></p>	
1P301	1 ea	<b>ICED TEA BREWER</b>	<By Vendor>
		<p>BUNN Model No. 36700.0009 36700.0009 TB3 Iced Tea Brewer, 3-gallon capacity single brewer, 16.3 gallon/hour, SplashGard® funnel, adjustable steep time, (dispensers sold separately), 120v/60/1-ph, 1730w, 14.4amps, NEMA 5-15P, cord attached, UL, NSF</p> <p><b>This item is NOT IN KITCHEN EQUIPMENT CONTRACT and is shown on Plan with an item number for coordination, reference, and space allocation only.</b>  <b>Owner shall furnish and install this item, through his vendor.</b>  <b>Owner is responsible for verifying manufacturer, model number, size and components.</b>  <b>Owner shall furnish GC with this information for utility requirements.</b>  <b>Owner shall be responsible for verifying that space available will accommodate unit(s) and that these interface properly with adjacent equipment and counters.</b>  <b>FSEC is responsible for coordinating installation of this item with Owner and GC in relation to adjacent and associated equipment.</b>  <b>GC to provide finished hole(s) in wall to accommodate utility lines, as needed, in coordination with Owner and Owner provided equipment.</b>  <b>Drain to be indirect to nearest floor sink, piping and connection by Plumbing Contractor.</b></p>	

Item	Qty	Description	
1P301. 1	1 ea	<b>TEA / COFFEE DISPENSER</b>	<By Vendor>
 <p>BUNN Model No. 34100.0000 34100.0000 TDO-4 Iced Tea/Coffee Dispenser, cylinder style, 4 gallon capacity (15.1 litres), sump dispense valve, oval shape solid plastic lid, faucet handles are labeled sweetened &amp; unsweetened, side handles, NSF</p> <p><b>G.C. to obtain specifications for equipment supplied by vendor.</b>  <b>This item is NOT IN KITCHEN EQUIPMENT CONTRACT and is shown on Plan with an item number for coordination reference and space allocation only.</b>  <b>Owner shall furnish and install this item, through his vendor.</b>  <b>Owner is responsible for verifying manufacturer, model number, size and components.</b>  <b>Owner shall be responsible for verifying that space available will accommodate unit(s) and that these interface properly with adjacent equipment and counters.</b>  <b>FSEC is responsible for coordinating installation of this item with Owner and GC in relation to adjacent and associated equipment.</b></p>			

Item	Qty	Description	
1P302	1 ea	<b>JUICE DISPENSER, ELECTRIC</b>  <p>BUNN Model No. 37900.0001  37900.0001 JDF-2S Silver Series® 2-Flavor Cold Beverage System, Push and Hold, Unlit Door, (4) 5 oz. drinks/min capacity, modular dispense deck, 8 lb. ice bank, 7" cup clearance, dispense 1.0 to 1.5 ounces per second flow rate, pumps &amp; mixes 2+1 to 11+1 concentrated beverages, 4+1 high viscosity &amp; 5+1 juices, dispenses frozen and ambient products, High Intensity™ mixing technology, push button and single portion control, juice display, air filter, 120v/60/1-ph, 4.5amps, NEMA 5-15P, ETLus, NSF</p> <p><b>This item is NOT IN KITCHEN EQUIPMENT CONTRACT and is shown on Plan with an item number for coordination, reference, and space allocation only.</b></p> <p><b>Owner shall furnish and install this item, through his vendor.</b></p> <p><b>Owner is responsible for verifying manufacturer, model number, size and components.</b></p> <p><b>Owner shall furnish GC with this information for utility requirements.</b></p> <p><b>Owner shall be responsible for verifying that space available will accommodate unit(s) and that these interface properly with adjacent equipment and counters.</b></p> <p><b>FSEC is responsible for coordinating installation of this item with Owner and GC in relation to adjacent and associated equipment.</b></p> <p><b>GC to provide finished hole(s) in wall to accommodate utility lines, as needed, in coordination with Owner and Owner provided equipment.</b></p> <p><b>Drain to be indirect to nearest floor sink, piping and connection by Plumbing Contractor.</b></p>	<By Vendor>



Item	Qty	Description	
1P303	1 ea	<b>CHEMICAL DISPENSING - JFILL QUATTRO SELECT DISPENSING SYSTEM</b> Diversey Model No. D3754220 Chemical Dispensing - JFill Quattro Select Dispensing System <b>This item is part of a Chemical Dispensing System and will be provided by chemical vendor.</b> <b>This item is NOT IN KITCHEN EQUIPMENT CONTRACT and is shown on Plan with an item number for coordination, reference, and space allocation only.</b> <b>Owner shall furnish and install this item, through his vendor.</b> <b>Owner is responsible for verifying manufacturer, model number, size and components.</b> <b>Owner shall furnish GC with this information for utility requirements.</b> <b>Owner shall be responsible for verifying that space available will accommodate unit(s) and that these interface properly with adjacent equipment and counters.</b> <b>FSEC is responsible for coordinating installation of this item with Owner and GC in relation to adjacent and associated equipment.</b> <b>GC to provide finished hole(s) in wall to accommodate utility lines, as needed, in coordination with Owner and Owner provided equipment.</b> <b>Drain to be indirect to nearest floor sink, piping and connection by Plumbing Contractor.</b>	<By Vendor>

Item	Qty	Description	
1P304	1 ea	<b>CHEMICAL DISPENSING - JFILL SINKMIZER SS DETERGENT DISPENSER</b> Diversey Model No. D1224234 Chemical Dispensing - JFill Sinkmizer SS Detergent Dispenser <b>This item is part of a Chemical Dispensing System and will be provided by chemical vendor.</b> <b>This item is NOT IN KITCHEN EQUIPMENT CONTRACT and is shown on Plan with an item number for coordination, reference, and space allocation only.</b> <b>Owner shall furnish and install this item, through his vendor.</b> <b>Owner is responsible for verifying manufacturer, model number, size and components.</b> <b>Owner shall furnish GC with this information for utility requirements.</b> <b>Owner shall be responsible for verifying that space available will accommodate unit(s) and that these interface properly with adjacent equipment and counters.</b> <b>FSEC is responsible for coordinating installation of this item with Owner and GC in relation to adjacent and associated equipment.</b> <b>GC to provide finished hole(s) in wall to accommodate utility lines, as needed, in coordination with Owner and Owner provided equipment.</b> <b>Drain to be indirect to nearest floor sink, piping and connection by Plumbing Contractor.</b>	<By Vendor>

Item	Qty	Description	
1P304. 1	2 ea	<b>CHEMICAL DISPENSING - PRODUCT BASKET</b>	<By Vendor>
		<p>Diversey Model No. 1200872</p> <p>Chemical Dispensing - Product Basket</p> <p><b>This item is part of a Chemical Dispensing System and will be provided by chemical vendor.</b></p> <p><b>This item is NOT IN KITCHEN EQUIPMENT CONTRACT and is shown on Plan with an item number for coordination, reference, and space allocation only.</b></p> <p><b>Owner shall furnish and install this item, through his vendor.</b></p> <p><b>Owner is responsible for verifying manufacturer, model number, size and components.</b></p> <p><b>Owner shall furnish GC with this information for utility requirements.</b></p> <p><b>Owner shall be responsible for verifying that space available will accommodate unit(s) and that these interface properly with adjacent equipment and counters.</b></p> <p><b>FSEC is responsible for coordinating installation of this item with Owner and GC in relation to adjacent and associated equipment.</b></p> <p><b>GC to provide finished hole(s) in wall to accommodate utility lines, as needed, in coordination with Owner and Owner provided equipment.</b></p> <p><b>Drain to be indirect to nearest floor sink, piping and connection by Plumbing Contractor.</b></p>	
1P500	1 ea	<b>TRASH BIN, SLIM JIM</b>	<SMALLWARES >
		<p>Smallwares Model No. SMALLWARES</p> <p>Trash Bin, Slim Jim</p> <p><b>This item is NOT IN KITCHEN EQUIPMENT CONTRACT and is shown on Plan with an item number for coordination and reference only.</b></p> <p><b>Owner shall furnish and install this item, through his smallwares supplier.</b></p> <p><b>Owner is responsible for verifying manufacturer, model number, size and components.</b></p>	

Item	Qty	Description	
1P501	6 ea	<b>GLASS RACK</b>	<SMALLWARES >
		Smallwares Model No. SMALLWARES Glass Rack <b>This item is NOT IN KITCHEN EQUIPMENT CONTRACT and is shown on Plan with an item number for coordination and reference only. Owner shall furnish and install this item, through his smallwares supplier. Owner is responsible for verifying manufacturer, model number, size and components.</b>	
1P502	1 ea	<b>TOWEL/SOAP DISPENSER</b>	<SMALLWARES >
		Smallwares Model No. SMALLWARES Towel/Soap Dispenser <b>This item is NOT IN KITCHEN EQUIPMENT CONTRACT and is shown on Plan with an item number for coordination and reference only. Owner shall furnish and install this item, through his smallwares supplier. Owner is responsible for verifying manufacturer, model number, size and components. GC to furnish and install blocking in wall, as needed to support dispenser. GC to be responsible for providing and installing hollow masonry anchors and any other appropriate hardware to support dispenser on wall. Refer to wall blocking detail WBK-100 for additional wall blocking information and mounting heights. FSEC to provide a dimensioned wall blocking sheet as part of submittal/shop drawing package.</b>	
1P503	1 ea	<b>TRASH BIN, SLIM JIM</b>	<SMALLWARES >
		Smallwares Model No. SMALLWARES Trash Bin, Slim Jim <b>This item is NOT IN KITCHEN EQUIPMENT CONTRACT and is shown on Plan with an item number for coordination and reference only. Owner shall furnish and install this item, through his smallwares supplier. Owner is responsible for verifying manufacturer, model number, size and components.</b>	

Item	Qty	Description	
1P504	1 ea	<b>MOP BUCKET</b>	<SMALLWARES >
		Smallwares Model No. SMALLWARES Mop Bucket <b>This item is NOT IN KITCHEN EQUIPMENT CONTRACT and is shown on Plan with an item number for coordination and reference only. Owner shall furnish and install this item, through his smallwares supplier. Owner is responsible for verifying manufacturer, model number, size and components.</b>	
1P600	5 ea	<b>DUPLEX CONVENIENCE RECEPTACLE</b>	<BY EC>
		BY EC Model No. BY EC Duplex Convenience Receptacle <b>Convenience receptacle to be provided by EC. Shown whereas to not interfere with food service equipment. Provide additional dual convenience receptacle as necessary. E.C. to provide dedicated 15-amp service to each receptacle. When in counter, E.C. to install in front apron. Junction box not to be visible to operator or interfere with cabinet storage.</b>	

Item	Qty	Description	
1P700- 1P703	1 ea	<b>FOOD SERVICE FLOOR SINK &amp; A.F.D PACKAGE:</b>  BY PC Model No. BY PC To include the following items: Item #1P700 – Floor Sink Item #1P701 – Area Floor Drain Item #1P702 – Area Floor Drain Item #1P703 – Floor Sink  <b>Floor sinks to be sized and located by Engineers/PC.</b> <b>Keep Floor Sink locations as shown on food service floor plan. Not to interfere with food service equipment, and or legs/casters.</b> <b>Floor sink to be accessible for cleaning.</b> <b>Care should be taken not to locate floor sinks directly below equipment with electronic controls. Critical for combi ovens. Hot discharge and steam may cause damage to controls.</b> <b>Millwork Fabricator to provide stainless steel Floor Sink Sleeve when in Millwork counter base installation.</b> <b>Floor sink sleeve to be 1/2" larger than floor sink and be sealed to the floor.</b> <b>NOTE: Floor sink needs to have full access for cleaning. Piping not to obstruct access and allow removal of grate.</b> <b>See floor sink installation detail MEP-100 on typical installation sheet.</b> <b>Area Floor Drain to be sized and located by Engineer/ PC.</b> <b>Shown as where to not interfere with Food Service equipment and provide sufficient area drainage.</b> <b>Floor to be slopped to A.F.D</b> <b>Provide additional A.F.D as required.</b>	<BY PC>

Prices Good Until: 05/01/2025