



Project:


The Waterford ALMC - AL Kitchen


From:



SCOPOS Hospitality Group
300 W. Chestnut St. Suite 201
Ephrata, PA 17522



Item	Qty	Description
2H100	1 ea	UNDERCOUNTER REFRIGERATOR  <p>Victory Refrigeration Model No. VURD60HC-4 Undercounter Refrigerator, Powered by V-Core™, two-section, 60"W, rear mounted self-contained refrigeration, 17.1 cubic feet capacity, (4) drawers with telescoping slides & locking mechanism (accommodates 4" or 6" deep pans - not included), full electronic control, 1/2" thick stainless steel top, stainless steel front & sides, aluminum interior, Santoprene gaskets with 2 year warranty, R290 Hydrocarbon refrigerant, 1/4 HP, UL-Sanitation, cULus, UL EPH Classified</p> <p>1 ea 7-year parts & labor and 7-year compressor warranty; excludes maintenance items</p> <p>1 ea 115v/60/1-ph, 3.0 amps, with cord & NEMA 5-15P</p> <p>1 ea Drawer locks on all drawers, per unit</p> <p>1 ea Casters, set of (4), 6" high, (2) with brakes, standard</p> <p>NOTE: Receptacle for unit to be installed to the left or right side of the unit for accessibility and resetting the GFCI as needed.</p>
2H101	1 ea	COMBI OVEN, ELECTRIC  <p>RATIONAL Model No. ICP XS E (CA1ERRA.0000210) iCombi Pro® XS Combi Oven, electric, (3) 12" x 14" steam pan or (4) 13" x 18" sheet pan or (3) 2/3 GN pan capacity, intelligent cooking system with (4) assistants; iDensityControl, iCookingSuite, iProductionManager, & iCareSystem, (6) operating modes, (5) cooking methods, (3) manual operating modes, 85° to 572°F temperature range, quick clean, care control, eco mode, 6-point core temperature probe, retractable hand shower, Ethernet interface, Wi-Fi enabled, 208/240v/60/3-ph, 6 ft. cord, NEMA 15-30P, 5.7 kW, IPX5, UL, cULus, NSF</p> <p>1 ea 2 years parts and labor, 5 years steam generator warranty</p> <p>1 ea CAP Chef Assistance Program, a RATIONAL certified Chef conducts 4 hours/location specialized application training with personnel</p> <p>1 ea 9999.2200 RCI RATIONAL Certified Installation, new certified installation for each single electric XS on a stand or counter, 100</p>


Item	Qty	Description
		miles (200 round-trip) included.
1 ea		9999.2002 Pre-Installation Site Consultation, provides an installation consultation to ensure the site has proper space and connections for gas, electric, drain & water, one (1) Consultation is needed for every four (4) cooking systems, includes 100 miles
1 ea		87.01.402US Installation Kit, for electric iCombi/SCC/CMP XS, 208V or 240V/60Hz/3-ph - Copper Drain
1 ea		56.01.535 Active Green Cleaner Tabs, for all iCombi Pro/Classic, 150 pieces/bucket
1 ea		56.00.562 Care Tabs, bucket of 150 packets for all iCombi Pro/Classic models and SelfCooking Center® units from 10/2008, with CareControl
1 ea		Safety Door Lock, prevents rapid door opening, requires 2-step pressing of door handle
1 ea		6010.2301 Gastronorm Grid Shelf, 2/3 size, 12-3/4" x 13-15/16", stainless steel
1 ea		60.74.147 Gastronorm Perforated Baking Tray, 2/3 GN, 12-3/4" x 13-15/16", aluminum with TriLax® coating
1 ea		60.73.671 Gastronorm Baking Tray, 2/3 GN, 12-3/4" x 13-15/16", aluminum with Trilax coating
1 ea		60.73.802 Diamond & Grill Plate, 1/2 GN
1 ea		60.73.798 Grill & Pizza Tray, 2/3 GN, 12-3/4" x 13-15/16", Trilax® coating, pre-heat pan prior to food placement
1 ea		60.73.286 Roasting/Baking Pan, "small set", steel carrier plate (1/1 GN) with 4 pans (diameter 6-1/4"), TriLax® coating
1 ea		60.73.646 Multibaker, 2/3 GN, 12-3/4" x 13-15/16", 5 molds, TriLax Coating
1 ea		6019.1250 CombiFry Basket, 1/2 GN, 12" x 10"
1 ea		6014.1202 Gastronorm Container, 1/2 size, 12" x 10", 3/4" deep, granite enameled
1 ea		20.02.549P Door Gasket, for iCombi Pro/ CombiMaster Plus/ SelfCookingCenter XS Size
1 ea		40.04.771P Air Inlet Filter, for iCombi/CMP XS
1 ea		60.74.403P UltraVent Plus HEPA Filter
		Water Supply to have shut-off valve and back flow preventer furnished and installed by plumbing contractor.
		Water supply to be hard copper tubing from water filter system. Do not direct connect without filter system.
		Floor Sink to be located in steam free zone - not below combi oven.
		Electrical contractor to provide shunt trip breaker.
		FSEC required to schedule and provide equipment training with documentation having owner/operator present.
		Owner/Operator to be signed up with manufacturer's update

Item	Qty	Description
notification service and instructed how to receive and update software when it is made available.		
2H101. 1	1 ea	VENTLESS EXHAUST SYSTEM  RATIONAL Model No. 60.74.407 UltraVent® Plus XS Ventless Recirculating Condensation Hood, Type II- captures steam with HEPA filter for smoke, for single or Combi-Duo, includes Combi-Duo adapter kit 60.78.383, 120v/50/60Hz/1-ph, 170 watts, 6' cord, NEMA 5-15P, for RATIONAL XS electric combi This is a recirculating exhaust hood system that captures the steam generated by the oven. HVAC to consider amount of heat this equipment produces and add additional HVAC exhaust located above unit to pull hot air out and circulate air in space.

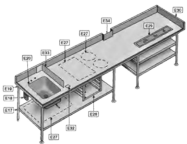
Item	Qty	Description
2H101. 2	1 ea	WATER FILTER SYSTEM, COMBI
		<p>RATIONAL Model No. 1900.1159US Water Filtration Single Cartridge System, for any iVario, single Combi model, or XS or half-size Combi-Duos, includes: (1) single head with pressure gauge, R95-CL filter & filter installation kit</p> <p>1 ea NOTE: The RATIONAL Water Filtration Systems helps provide consistent high quality water to your RATIONAL SelfCooking Center or your CombiMaster Plus. The patented carbon block technology reduces the effects of sediment, chloramines and chlorine while providing the required flow rates</p> <p>1 ea NOTE: All public water systems using surface water and most ground water systems treat with either chlorine/chloramine or chlorine dioxide (EPA will allow levels as high as 4ppm safe for drinking water, exceeding our maximum level of .2ppm.</p> <p>1 ea NOTE: Chloride concentrations above 80ppm can cause corrosion. RATIONAL Water Filtration does NOT reduce chloride</p> <p>1 ea 9999.2271 RCI RATIONAL Certified Installation</p> <p>1 ea 1900.1155US Water Filtration Cartridge, replacement or add on with additional Modular Head to Double Cartridge System, includes: (1) R95-CL filter</p> <p>Plumbing Contractor to install water filter system in water supply line and furnish and install interconnecting hard copper piping between water filter and equipment water inlet. Water Filter provided by FSEC.</p> <p>FSEC to furnish proper type of stainless steel mounting hardware for wall construction to sustain weight while in use.</p> <p>GC to install wall blocking as required for mounting. FSEC to indicate blocking locations in walls, on blocking sheet of shop drawings.</p> <p>Refer to wall blocking detail WBK-100 for additional wall blocking information and mounting heights. FSEC to provide a dimensioned wall blocking sheet as part of submittal/shop drawing package.</p> <p>Install filter as per elevations on food service drawings.</p> <p>FSEC to provide a sticker and date of installation on filter cartridges.</p> <p>Water filter overflow tube to be extend to nearest floor sink with 1" air gap</p> <p>For more information see filter installation detail MEP-101.</p>


Item	Qty	Description
2H102	1 ea	PIZZA OVEN  TurboChef (Middleby) Model No. FIRE Fire™ Pizza Oven, electric, ventless, countertop, single deck, fits up to 14" thin/thick pizza capacity, integral catalytic converter, independent top & bottom electronic temperature control, (6) preset timers, removable bottom access panel, includes: (1) stainless steel paddle, (2) 14" aluminum pizza screens, stainless steel construction, cULus, CE, UL EPH Classified, ANSI/NSF 4, TUV 1 ea One year parts and labor warranty 1 ea 208/240v/50/60/1-ph, 30.0 amps, 3702/4870 watts, 6 ft. plug & cord (nominal), NEMA 6-30P, standard 1 ea 103488 Screen, Pizza, PTFE, Aluminum, 14" x 14" (35.6 cm x 35.6 cm) 1 ea NGC-1478 Paddle, Aluminum, 12.3" x 13.6" (31.2 cm x 34.5 cm) 1 ea FRE-9600-1 (RAL 3020) Red color exterior 1 ea FRE-3012 Service Kit, baking stone with packaging, for the Fire oven 1 ea DOC-1739 Oven Safety Instructions 1 ea DOC-1740 Oven Installation and Cooking Instructions 1 ea FRE-3014 Light Bulb, 25W, 230/240v FSEC required to schedule and provide equipment training with documentation having owner/operator present. Owner/Operator to be signed up with manufacturer's update notification service and instructed how to receive and update software, when it is made available.
2H103	2 ea	SHELVING, WALL MOUNTED  Eagle Group Model No. SWS1536-14/3 Snap-n-Slide® Shelf, wall-mounted, 36"W x 15"D, rolled front edge, 1-1/2"H up-turn on sides & rear, stainless steel wall brackets mount to wall studs (no wall backing required), 135 lbs. weight capacity, 14/304 stainless steel construction, NSF 2 ea 358115 Divider, 15"W, for Snap-n-Slide wall shelf, 4"H FSEC to furnish proper type of stainless-steel mounting hardware for wall shelf to sustain weight while in use. GC to furnish and install blocking in wall, as needed to support fully loaded shelf. FSEC to install shelf approximately 20" above countertop of work surface. FSEC to indicate blocking locations in walls, on blocking sheet of shop drawings. Refer to wall blocking detail WBK-100 for additional wall blocking information and mounting heights. FSEC to provide a dimensioned wall blocking sheet as part of submittal/shop drawing package.

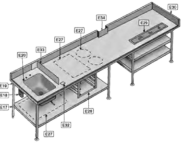

Item	Qty	Description
2H104	2 ea	SHELVING, WALL MOUNTED  Eagle Group Model No. SWS1536-14/3 Snap-n-Slide® Shelf, wall-mounted, 36"W x 15"D, rolled front edge, 1-1/2"H up-turn on sides & rear, stainless steel wall brackets mount to wall studs (no wall backing required), 135 lbs. weight capacity, 14/304 stainless steel construction, NSF
	2 ea	358115 Divider, 15"W, for Snap-n-Slide wall shelf, 4"H FSEC to furnish proper type of stainless-steel mounting hardware for wall shelf to sustain weight while in use. GC to furnish and install blocking in wall, as needed to support fully loaded shelf. FSEC to install shelf approximately 20" above countertop of work surface. FSEC to indicate blocking locations in walls, on blocking sheet of shop drawings. Refer to wall blocking detail WBK-100 for additional wall blocking information and mounting heights. FSEC to provide a dimensioned wall blocking sheet as part of submittal/shop drawing package.
2H104. 1	1 ea	HEAT LAMP  Hatco Model No. GRAH-48 Glo-Ray® Infrared Strip Heater, 48" W, high wattage, tubular metal heater rod, single heater rod housing, aluminum construction, 1100 watts, NSF, CE, cULus, Made in USA
	1 ea	NOTE: Includes 24/7 parts & service assistance
	1 ea	One year on-site parts & labor warranty, plus one additional year parts only warranty on all Glo-Ray metal sheathed elements
	1 ea	120v/60/1-ph
	1 ea	BLT INF-1 Built-in infinite control (1) Required
	1 ea	IND.LGT-1 Indicator Light
	1 ea	No Tandem selection
	1 ea	LEADS10 6'-10' Extended Electrical Leads
	1 ea	STANDARD Clear Anodized Aluminum housing, finish, standard


Item	Qty	Description
2H105	1 ea	INDUCTION RANGE, FLOOR MODEL
		Spring USA Model No. MCS-59-FPS-SP251G Fire Suppression Max Induction™ Griddle Cooking Station, (1) MAX Induction® range (SM-251-2CR), (2) 2500 watt burners, integrated buckeye BFR-5 UL300 fire suppression system, removable griddle overlay attachment (SMG251-6), 4-stage, self-contained air filtration system with LCD touchscreen menu & diagnostic reporting, Versa-Gard™ premium food shields, commercial-grade stainless steel construction,, locking & swiveling casters, 800 lb rating, double towel bars & removable cutting board, laminate enclosed cabinet, 208-240v/60/1-ph, 5 kW, 38 amps, NEMA 6-50P, ETL, UL STD 197, CSA C22.2 #109, UL 300, ANSI/UL 710B, ANSI/NSF2 (Made in the USA of domestic and imported parts) (custom product) (6-8 week lead time)
	1 ea	1 year warranty, standard
	1 ea	MCS59-403 Carbon Odor Filter, 32"W x 9.875"D x 4"H, in metal frame for MCS with fire suppression
	1 ea	MCS59-402 HEPA Filter, for MCS with fire suppression
	1 ea	MCS59-401 High Temp Filter, for MCS fire suppression units
	1 ea	MCS59-400 Baffle Filter, for MCS with fire suppression
2H106		SPARE NO.


Item	Qty	Description
2H107	1	<p>PREP COUNTER, S/S</p> <p>Eagle Group Model No. CUSTOM Prep Counter, S/S</p> <p>Provide provisions for item #2H107.1, sink, plumbing.</p> <p>Custom counter size and shape as shown on drawing. This is a custom fabricated item and is to be constructed as described in General Specifications and as further detailed on Food Service contract documents. Provide with all options, accessories and features as listed below.</p> <p>Top shall be fabricated of #14-gauge stainless steel with all edges turned down 2" with ½" return. Underside of top shall be reinforced with #14 gauge stainless steel channels. Top shall be of one piece construction having all corners rounded, and have cut-outs to receive all countertop equipment shown on drawing. Field joints shall be kept to a minimum with all traces of welding removed.</p> <p>Top shall be mounted on 1-1/2" x 1-1/2" welded stainless steel framework. Front, ends and back of base shall be enclosed with #16-gauge stainless steel panels having all exposed joints continuously welded, ground and polished. Base to be supported on stainless steel legs with adjustable stainless steel bullet feet. Legs shall have a 6" high #16-gauge s/s removable kickplate on all sides.</p> <p>Where drop-in pans are installed in the countertop (hot or cold), provide a recess to allow 18" x 26" pans to set flush with the top. All controls to be installed in aprons.</p> <p>Provide a stainless steel hinged doors with louvers to allow air circulation at the locations of the refrigerated drop-in pans.</p> <p>Drains are to be manifolded to one end with a ball valve and extended to the nearest acceptable floor drain. Ball valve to be recessed and accessible for operation.</p> <p>Whole unit assembly to be NSF and UL listed.</p> <p>All built in, drop in and slide in equipment items shall be coordinated and installed by FSEC supplier/installer.</p> <p>Dealer to provide shop drawings submittal for review and approval before starting manufacturing.</p>
2H107.1	1 ea	<p>HAND SINK, WELD-IN</p> <p>Eagle Group Model No. E20 Sink, 10" x 14" x 9-1/2" bowl, for 30"W tables, complete with faucet & basket drain; sink location per plan</p>






Item	Qty	Description
2H107. 2	1 ea	ELECTRONIC FAUCET W/ HYDRO-GENERATOR  <p>T&S Brass Model No. EC-3100-HG ChekPoint™ Electronic Faucet, deck mount, rigid gooseneck, vandal resistant aerator, AC/DC control module, mixing tee, hydro-generator power supply, includes optional 100-240 VAC adapter</p> <p>Unit is specified and provided with Hydro Generator; no receptacle is needed to power the electronic sensor.</p>
2H107. 3	1 ea	PAPER TOWEL DISPENSER, SURFACE MOUNTED <p>Bradley Corporation Model No. 2B1-110000 Surface-mounted towel dispenser. High quality and style. 20-gauge, 300 series stainless steel in a brushed #3 satin finish. Welded, pill-shape construction. Red, low-level indicator provides notice that refill is needed. Integral, easy-feed towel guide liner. Magnetic locking system and magnetic key included.</p> <p>Overall Dimensions: 16-13/16" H x 13-15/16" W x 4" D</p> <p>FSEC to VERIFY paper towel SIZES with owner BEFORE placing order and adjust dispenser model number accordingly, as required to accommodate owner's standard facility paper towel size/fold.</p> <p>FSEC to be responsible for providing and installing hollow masonry anchors and any other appropriate hardware to support dispenser on wall.</p> <p>FSEC to indicate blocking locations in walls, on blocking sheet of shop drawings.</p> <p>GC to furnish and install blocking in wall, as needed to support dispenser.</p> <p>Refer to wall blocking detail WBK-100 for additional wall blocking information and mounting heights. FSEC to provide a dimensioned wall blocking sheet as part of submittal/shop drawing package.</p>


Item	Qty	Description
2H107. 4	1 ea	SOAP DISPENSER, SURFACE MOUNTED Bradley Corporation Model No. 6B1-119300 Sensor-activated, surface-mounted soap dispenser shall be fabricated of 20-gauge, 300 series stainless steel in a brushed #3 satin finish. Dispenser shall have completely concealed mounting and low-level indicator. Capacity is 40-oz liquid soap/gel sanitizer or bulk foam soap. Mounting hardware is not included. Overall Dimensions: 18-1/16" H x 6-7/8" W x 3-15/16" D FSEC to be responsible for providing and installing hollow masonry anchors and any other appropriate hardware to support dispenser on wall. FSEC to indicate blocking locations in walls, on blocking sheet of shop drawings. GC to furnish and install blocking in wall, as needed to support dispenser. Refer to wall blocking detail WBK-100 for additional wall blocking information and mounting heights. FSEC to provide a dimensioned wall blocking sheet as part of submittal/shop drawing package.
2H107. 5	1 ea	PREP SINK, WELD-IN  Eagle Group Model No. E24 Sink, 18" x 20" x 14" bowl, for 30"W tables, complete with faucet & basket drain; sink location per plan.
2H107. 6	1 ea	PANTRY FAUCET  T&S Brass Model No. B-0325-CR-WH4 Pantry Faucet, double, deck mount, 4" adjustable centers, 5-3/4" swivel gooseneck spout with Series 1 stream regulator outlet (includes lock washer to convert to rigid), 4" wrist action handles, quarter-turn Cerama cartridges with check valves, polished chrome plated brass body, 1/2" NPT female inlets, low lead, cCSAus, ADA Compliant 1 kt B-0425-KIT Inlet Kit with 24" supply hoses, Nipples, Washer and Locknuts that provide 1/2" NPT male outlet and 3/8" female compression inlet. Certified to ASME A112.18.1/CSA B125.1, NSF 61-Section 9 and NSF 372. 1 ea 1 year limited warranty, standard


Item	Qty	Description
2H107. 7	1 ea	INDUCTION COOK TOP, BUILT-IN
		Garland Model No. HOIN1500 Induction Hold Unit, built-in, (1) 15.75" x 31.5" ceran ceramic glass top, RTCSmp temperature control, dual temperature zones, dual temperature display (set/current temp), ETL, cETLus, CE, FCC
	1 ea	INDUCTION NOTE NOTE: GARLAND INDUCTION COOKTOP DROP-IN/ HOLD-LINE DROP-IN/ COMPACT-INSTALL MODELS ARE AVAILABLE ONLY IN GARLAND DESIGNED OR APPROVED CUSTOM PRODUCTS. CALL FACTORY TO INQUIRY
	1 ea	Two year on-site parts and labor warranty, covers products purchased and installed in the USA only, standard
	1 ea	120v/60/1-ph, 1.5 kW, 12.0 amps

Item	Qty	Description
2H107. 8	1 ea	HOT / COLD FOOD WELL UNIT, DROP-IN, ELECTRIC  <p>Low Temp Industries Model No. DI-QSP454-DW-20-03 QuickSwitch™ Hot/Cold/Freeze Food Well, drop-in, 49-1/2"W x 26-3/4"D x 21-16/25"H, 14ga stainless steel top, accommodates (3) 12" x 20" pan size, wired remote, individual wired remote digital controls for hot or cold operation, manifold drain, stainless steel top & wells, galvanized exterior, cUL, UL, UL EPH Classified (ANSI/NSF 4, ANSI/NSF 7)</p> <p>1 ea Some options may increase lead times</p> <p>1 ea 120/208v/60/1-ph, 12.0 amps, NEMA 14-20P</p> <p>1 ea MUFFIN Muffin Fan Shipped Loose For Counter Ventilation</p> <p>Size and locations of cut-outs are to be verified by FSEC and noted on shop drawings.</p> <p>FSEC to coordinate and millwork fabricator to construct countertop with appropriate insulation between solid surface material and heat source. Refer to Millwork Detail MWK-351.</p> <p>Equipment shall be securely fastened to counter with equipment controls easily accessible. On/Off operation of hot/cold well to be by a recessed switch mounted in apron, interconnected to receptacle powering hot/cold well. Switch to be recessed in a control enclosure Component Hardware model #R73-1212. If larger equipment controls do not fit in these two standard recessed modules, use a Vollrath 30312 1/3 Pan. See Millwork Detail MWK-300. Switch, control enclosure and interconnection by millwork fabricator of counter.</p> <p>FSEC is responsible for verifying that space available in field will accommodate units and for verifying that it will interface properly with all associated and adjacent equipment.</p> <p>FSEC is responsible for coordinating with millwork shop drawings and associated equipment, including breath protector.</p> <p>FSEC is responsible for providing appropriate louvers, panel fans or other means, to address air circulation for equipment with compressors or other heat producing components.</p> <p>Drains are to be manifolded to one end with a shut-off ball valve and extended to the nearest acceptable indirect waste floor drain. Drain to be indirect to nearest floor sink, piping and connection by PC.</p> <p>Owner shall supply pans, bowls, crocks, etc.</p> <p>FSEC to verify quantity and sizes of adapter bars to be used with variety of pans.</p> <p>Equipment to be NSF and UL listed and labeled.</p> <p>When located in enclosed cabinet: Ventilation required, Millwork Fabricator to provide McNichols 16-gauge 1614381648 wire mesh framed insert in doors.</p>

Item	Qty	Description
2H107. 9	4 ea	SHELVING, WALL MOUNTED  <p>Eagle Group Model No. SWS1536-14/3 Snap-n-Slide® Shelf, wall-mounted, 36"W x 15"D, rolled front edge, 1-1/2"H up-turn on sides & rear, stainless steel wall brackets mount to wall studs (no wall backing required), 135 lbs. weight capacity, 14/304 stainless steel construction, NSF</p> <p>4 ea 358115 Divider, 15"W, for Snap-n-Slide wall shelf, 4"H FSEC to furnish proper type of stainless-steel mounting hardware for wall shelf to sustain weight while in use. GC to furnish and install blocking in wall, as needed to support fully loaded shelf. FSEC to install shelf approximately 20" above countertop of work surface. FSEC to indicate blocking locations in walls, on blocking sheet of shop drawings. Refer to wall blocking detail WBK-100 for additional wall blocking information and mounting heights. FSEC to provide a dimensioned wall blocking sheet as part of submittal/shop drawing package.</p>
2H107. 10	1 ea	PLATE WARMER  <p>Hatco Model No. PWB-12 Plate Warmer, electric, built-in, (25) 12" (305mm) diameter plate capacity, air curtain/doorless design, digital temperature control, LED lighting, stainless steel construction, cULus, UL EPH Classified</p> <p>1 ea NOTE: Includes 24/7 parts & service assistance 1 ea 1 year on-site parts & labor warranty 1 ea 120v/60/1-ph, 3.8 amps, 460 watts, NEMA 5-15P 1 ea Stainless steel, standard</p>

Item	Qty	Description
2H108	1 ea	SANDWICH / SALAD PREPARATION REFRIGERATOR  <p>Victory Refrigeration Model No. VSPD48HC-12-4 UltraSpec™ Series Sandwich Prep Table, Powered by V-Core™, two-section, 48"W, self-contained, 13.0 cubic feet capacity, (4) drawers (upper drawer accommodates (2) 4" deep pans & lower drawer accommodates (2) 6" deep pans - not included), stainless top with opening for (12) 1/6 size pans, 10" cutting board constructed of white polyethylene plastic, locking divider bars, hinged, insulated flat lift-up lid, full electronic control, stainless steel front, & sides, aluminum interior, Santoprene gaskets with 2 year warranty, rear mount refrigeration system, R290 Hydrocarbon refrigerant, 1/6 HP, cULus, UL EPH Classified, UL-Sanititation</p> <p>1 ea 7-year parts & labor and 7-year compressor warranty; excludes maintenance items</p> <p>1 ea 115v/60/1-ph, 2.0 amps, cord, NEMA 5-15P</p> <p>1 ea Drawer locks on all drawers, per unit</p> <p>1 ea Casters, set of (4), 6" high, (2) with brakes, standard</p> <p>NOTE: Receptacle for unit to be installed to the left or right side of the unit for accessibility and resetting the GFCI as needed.</p>
2H109		SPARE NO.

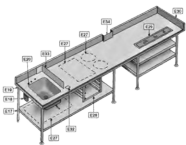
Item	Qty	Description
2H110	3 ea	AMBIENT LAMP, CORD MOUNTED Baselite Corporation Model No. FW501 The Joint Heat Lamp Pendant, ceiling mount, 10" W x 10" D x 11-1/2" H, dome shade, 120v, NSF, cUL, MADE IN USA 
	3 ea	1 year parts, 90 days labor warranty, standard
	3 ea	250 watt heat lamp
	3 ea	250WCC Heat Lamp Bulb, clear, Safety Coated, 250 watts
	3 ea	Must specify shade finish below
	3 ea	Cord mounting
	3 ea	BLC Electrical Cord, 6', black
	3 ea	Must specify canopy/rose finish below:
	3 ea	TSR Remote Mounted Switch
		FSEC to be responsible for providing and installing anchors and any other appropriate hardware to support Heat Lamps from ceiling.
		GC to provide any required blocking above ceiling to properly secure lights
		FSEC to indicate blocking locations in ceiling if required on blocking sheet of shop drawings.
		Standard mounting height at 5'-6" AFF placing bottom of heat lamp to be installed 14" above heated surface. Standard cord length is 3'-2", FSEC to verify ceiling height prior to ordering.
		Electrical Contractor to wire lights to switch mounted on millwork front counter apron. Each lamp to be individually controlled by separate switch.
		Electrician to provide ambient light bulb. Light bulb to be a 250W infrared R40 Bulb, clear frosted, with shatter proof coating and have a 2700K X°beam spread.




Item	Qty	Description
2H111	2 ea	HEAT LAMP, CORD MOUNTED Baselite Corporation Model No. FW501 The Joint Heat Lamp Pendant, ceiling mount, 10" W x 10" D x 11-1/2" H, dome shade, 120v, NSF, cUL, MADE IN USA 
	2 ea	1 year parts, 90 days labor warranty, standard
	2 ea	250 watt heat lamp
	2 ea	250WCC Heat Lamp Bulb, clear, Safety Coated, 250 watts
	2 ea	Must specify shade finish below
	2 ea	Cord mounting
	2 ea	BLC Electrical Cord, 6', black
	2 ea	Must specify canopy/rose finish below:
	2 ea	TSR Remote Mounted Switch
		FSEC to be responsible for providing and installing anchors and any other appropriate hardware to support Heat Lamps from ceiling.
		GC to provide any required blocking above ceiling to properly secure lights
		FSEC to indicate blocking locations in ceiling if required on blocking sheet of shop drawings.
		Standard mounting height at 5'-6" AFF placing bottom of heat lamp to be installed 14" above heated surface. Standard cord length is 3'-2", FSEC to verify ceiling height prior to ordering.
		Electrical Contractor to wire lights to switch mounted on millwork front counter apron. Each lamp to be individually controlled by separate switch.
2H112	1 ea	MOBILE BUSSING CART Kaliber Innovations Model No. BC-3235 Mobile Bussing Cart Dimensions: 35.3"W x 31.8"H x 23.9"D Holds 4 bussing pans 21" x 15" x 7" (bussing pans not included) Concealed 5" swivel casters with brakes Integrated pull handles Doors open 270 Deg for easy access 500 Lb. Capacity Durable stainless steel frame construction Easy access for cleaning. Available in any P-LAM Style and Color; non-premium selection Cart P-LAM finish selection to match adjacent millwork.


Item	Qty	Description	
2H400- 2H501. 2	1 ea	FOOD SERVICE MILLWORK PACKAGE: CraftPoint Concepts Model No. CUSTOM This is a custom fabricated item and is to be constructed as described in General Specifications and as further detailed on Food Service Contract Documents. Refer to architectural/interior design documents for finish selections and locations. Provide with all options, accessories and features as listed below. To include the following items: Item #2H400 – Front Counter Façade Item #2H401 – Expo Counter Item #2H401.1 – Wall Cabinets Item #2H401.2 – Lights, LED	
2H500	1 ea	TRASH BIN, SLIM JIM Smallwares Model No. SMALLWARES Trash Bin, Slim Jim This item is NOT IN KITCHEN EQUIPMENT CONTRACT and is shown on Plan with an item number for coordination and reference only. Owner shall furnish and install this item, through his smallwares supplier. Owner is responsible for verifying manufacturer, model number, size and components.	<SMALLWARES >
2H501	1 ea	KDS SCREEN Smallwares Model No. SMALLWARES KDS Screen This item is NOT IN KITCHEN EQUIPMENT CONTRACT and is shown on Plan with an item number for coordination and reference only. Owner shall furnish and install this item, through his smallwares supplier. Owner is responsible for verifying manufacturer, model number, size and components. Obtain specifications and verify required utilities for smallwares equipment from owner/operator. Data requirements, if any, to be coordinated with owner, provided by Electrical Contractor. To be mounted per manufacturer's instructions; Per code digital monitors on resident/client accessible walls to be mounted no more than 4" off of wall face.	<SMALLWARES >


Item	Qty	Description	
2H502	1 ea	TRASH BIN, SLIM JIM	<SMALLWARES >
		Smallwares Model No. SMALLWARES Trash Bin, Slim Jim This item is NOT IN KITCHEN EQUIPMENT CONTRACT and is shown on Plan with an item number for coordination and reference only. Owner shall furnish and install this item, through his smallwares supplier. Owner is responsible for verifying manufacturer, model number, size and components.	
2H503	1 ea	ADDITIONAL SMALLWARES & ACCESSORIES	<SMALLWARES >
		Smallwares Model No. SMALLWARES Additional Smallwares & Accessories Smallwares planning: Bring your project over the finish line by capturing any additional items or details for proper configuration required for complete opening. There is select specialty equipment in the design that requires specialty smallwares for the full and proper operation. This is beyond the 500 items already listed as provisions in the design. This may include, but is not limited to induction chafing dishes, inserts, pots/pans, utensils, etc. For best smallwares recommendations and guidance to complement equipment and design, please contact Mary Fusco in SCOPOS Hospitality Group Branding Department 717-733-5810 extension 129, or email mfusco@scoposhg.com. Mary and her team are familiar with SCOPOS designs and are able to guide, sample and implement best practices with opening packages for FOH (front of the house) and BOH (back of the house) solutions meeting your project needs and budgets. Opening order guidance, staging and consultation offered at no charge when purchasing package through SCOPOS Hospitality Group Branding Department. This item is NOT IN KITCHEN EQUIPMENT CONTRACT and is shown on Plan with an item number for coordination and reference only. Owner shall furnish and install this item, through his smallwares supplier. Owner is responsible for verifying manufacturer, model number, size and components.	




Item	Qty	Description	
2H700- 2H701	1 ea	FOOD SERVICE FLOOR SINK & A.F.D PACKAGE:	<BY PC>
		<p>BY PC Model No. BY PC</p> <p>To include the following items:</p> <p>Item #700 – Floor Sink</p> <p>Item #701 – Floor Sink</p> <p>Item #702 – Area Floor Drain</p> <p>Item #703 – Floor Sink</p> <p>Floor sinks to be sized and located by Engineers/PC.</p> <p>Keep Floor Sink locations as shown on food service floor plan. Not to interfere with food service equipment, and or legs/casters.</p> <p>Floor sink to be accessible for cleaning.</p> <p>Care should be taken not to locate floor sinks directly below equipment with electronic controls. Critical for combi ovens. Hot discharge and steam may cause damage to controls.</p> <p>Millwork Fabricator to provide stainless steel Floor Sink Sleeve when in Millwork counter base installation.</p> <p>Floor sink sleeve to be 1/2" larger than floor sink and be sealed to the floor.</p> <p>NOTE: Floor sink needs to have full access for cleaning. Piping not to obstruct access and allow removal of grate.</p> <p>See floor sink installation detail MEP-100 on plumbing rough-in sheet/typical installation sheet.</p> <p>Area Floor Drain to be sized and located by Engineer/ PC.</p> <p>Shown as where to not interfere with Food Service equipment and provide sufficient area drainage.</p> <p>Floor to be slopped to A.F.D</p> <p>Provide additional A.F.D as required.</p>	
2P100	1	BEVERAGE COUNTER, S/S	
		<p>Eagle Group Model No. CUSTOM</p> <p>Beverage Counter, S/S</p> <p>Provide provisions for item #2P100.1, sink, plumbing.</p>	
2P100. 1	1 ea	PREP SINK, WELD-IN	
		<p>Eagle Group Model No. E24</p> <p>Sink, 18" x 20" x 14" bowl, for 30"W tables, complete with faucet & basket drain; sink location per plan.</p>	





Item	Qty	Description
2P100. 2	1 ea	PANTRY FAUCET
		T&S Brass Model No. B-0325-CR-WH4 Pantry Faucet, double, deck mount, 4" adjustable centers, 5-3/4" swivel gooseneck spout with Series 1 stream regulator outlet (includes lock washer to convert to rigid), 4" wrist action handles, quarter-turn Cerama cartridges with check valves, polished chrome plated brass body, 1/2" NPT female inlets, low lead, cCSAus, ADA Compliant
	1 kt	B-0425-KIT Inlet Kit with 24" supply hoses, Nipples, Washer and Locknuts that provide 1/2" NPT male outlet and 3/8" female compression inlet. Certified to ASME A112.18.1/CSA B125.1, NSF 61-Section 9 and NSF 372.
	1 ea	1 year limited warranty, standard
2P100. 3	2 ea	SHELVING, WALL MOUNTED
		Eagle Group Model No. SWS1548-14/3 Snap-n-Slide® Shelf, wall-mounted, 48"W x 15"D, rolled front edge, 1-1/2"H up-turn on sides & rear, stainless steel wall brackets mount to wall studs (no wall backing required), 180 lbs. weight capacity, 14/304 stainless steel construction, NSF
	2 ea	358115 Divider, 15"W, for Snap-n-Slide wall shelf, 4"H
2P100. 4	1 ea	SHELVING, WALL MOUNTED
		Eagle Group Model No. SWS1524-14/3 Snap-n-Slide® Shelf, wall-mounted, 24"W x 15"D, rolled front edge, 1-1/2"H up-turn on sides & rear, stainless steel wall brackets mount to wall studs (no wall backing required), 90 lbs. weight capacity, 14/304 stainless steel construction, NSF
	1 ea	358115 Divider, 15"W, for Snap-n-Slide wall shelf, 4"H


Item	Qty	Description
2P101	1 ea	UNDERCOUNTER REFRIGERATOR  Victory Refrigeration Model No. VUR27HC Undercounter Refrigerator, Powered by V-Core™, one-section, 27"W, rear mounted self-contained refrigeration, 6.15 cubic feet capacity, (1) self-closing door, (2) epoxy coated wire shelves, full electronic control, 1/2" thick stainless steel top, stainless steel door, front & sides, aluminum interior, Santoprene gaskets with 2 year warranty, R290 Hydrocarbon refrigerant, 1/10 HP, UL-Sanitation, cULus, UL EPH Classified 1 ea 7-year parts & labor and 7-year compressor warranty; excludes maintenance items 1 ea 115v/60/1-ph, 2.0 amps, with cord & NEMA 5-15P 1 ea Door hinging: standard on right 1 ea 00C30-099A Door Lock 1 ea 3" Casters, in lieu of standard 6" casters NOTE: Receptacle for unit to be installed to the left or right side of the unit for accessibility and resetting the GFCI as needed.



Item	Qty	Description
2P102	1 ea	 WATER FILTER SYSTEM, COMBINATION APPLICATIONS Everpure Model No. EV933042 High Flow CSR Twin-MC2 System, for combination coffee brewers, fountain, ice & steam, 18,000 gallon capacity, 3.34 gpm flow rate, 0.2 micron rating, (2) MC 0.2 micron precoat Cartridges (1) SRX scale reduction feeder (1) EC210 pre-filter, water shut-off, pressure gauges, flushing valve 1 ea This system requires (2) cartridges, (1) pre-filter & (1) scale reduction feeder. 2 ea EV961256 MC ² Water Filter Cartridge, For cold beverage applications, Everpure® MC ² Cartridge, (1) MC ² Micro-Pure® II Precoat primary filtration cartridge, chlorine, taste & odor, inhibits bacterial growth, 9,000 gallons, 1.67 gpm, 0.2 micron, NSF 42 & 53 1 ea EV953426 Replacement Cartridge: EC210 Prefilter Cartridge, EC210, (6) EC210 cartridges, sediment reduction, 10 micron 1 ea EV979902 SS-10 ScaleStick Water Filter Cartridge, SS-10 ScaleStick, (12) SS-10 ScaleStick cartridges, HydroBlend compound inhibits scale, 0.1-6.0 gpm Plumbing Contractor to install water filter system in water supply line and furnish and install interconnecting hard copper piping between water filter and equipment water inlet. Water Filter provided by FSEC. FSEC to furnish proper type of stainless steel mounting hardware for wall construction to sustain weight while in use. GC to install wall blocking as required for mounting. FSEC to indicate blocking locations in walls, on blocking sheet of shop drawings. Refer to wall blocking detail WBK-100 for additional wall blocking information and mounting heights. FSEC to provide a dimensioned wall blocking sheet as part of submittal/shop drawing package. Install filter as per elevations on food service drawings. FSEC to provide a sticker and date of installation on filter cartridges. Water filter overflow tube to be extend to nearest floor sink with 1" air gap For more information see filter installation detail MEP-101.
2P103	2	MOBILE GLASS RACK Eagle Group Model No. YSCOPOS-GLASSRACK Mobile glass rack with adjustable angle slides and (4) 4" swivel castors (2) castors provided with brakes.




Item	Qty	Description
2P104	1 ea	 ICE & WATER DISPENSER Follett Products, LLC (Middleby) Model No. E12CI414A-S Symphony Plus™ Ice & Water Dispenser, countertop, SensorSAFE™ dispense, integral ice machine, Chewblet® ice, air- cooled condenser, up to 388 lb. production in 24 hours, 12 lb. storage capacity, stainless steel cabinet with accent trim, 230v/50/1-ph, CE (model not for use in the United States)
	1 ea	3 year parts & labor warranty, additional 2 years compressor warranty (parts only), standard
	1 ea	230v/50/1-ph, standard
	1 ea	AFCONDPUMP Condensate Pump
	1 ea	01563360 Pressurized Water Sanitizing Kit, for Follett Symphony & Symphony Plus ice and water dispensers using Follett water filtration systems CARBONSTDCAPSYSTEM, CARBONHICAPSYSTEM, CARBONLESSHICAPSYS, 00130229, 00978957, or 01050442. Kit includes (1) dip tube & (1) bypass plug.
	1 cs	01038652 Nu-Calgon IMS-III Sanitizer, case of (12) 16 oz bottles, NSF
	1 cs	01149962 SafeCLEAN Plus, liquid – environmentally responsible ice machine cleaner (carton of 24 x 8 oz bottles)
		FSEC is responsible for verifying that space available in field will accommodate units and for verifying that it will interface properly with all associated and adjacent equipment.
		FSEC is responsible for coordinating with millwork shop drawings and associated equipment.
2P105	2 ea	 MOBILE HEATED CABINET Metro Model No. C587-SFS-UA C5™ 8 Series Controlled Temperature Holding Cabinet with 6.8" touch-screen controls, mobile, 3/4 height, insulated, solid doors, universal wire slides, (14) 18" x 26" or (28) 12" x 20" x 2-1/2" pan capacity, 3" O.C. (adjustable on 1-1/2" increments), 5" casters, 304 stainless steel, 120v/60/1-ph, 2000 watts, 16.7 amps, NEMA 5-20P, cULus, NSF, Made in USA, ENERGY STAR®
	2 ea	1 year warranty against manufacturing defects
	2 ea	Right hand hinging, standard
	2 ea	C5-LATCHFLUSH C5 Flush Latch Handle
	2 ea	C5-BUMPDRIP Corner Bumper/Drip Trough, for 8 series, 6 series
2P106	2 ea	 INDUCTION RETHERMALIZER, BUILT-IN / DROP-IN Vollrath Model No. 74701D Mirage® Induction Rethermalizer, drop-in, dry operation, 7 quart, inset with hinged cover, (4) soup presets, stir indicator LED, solid state controls with locking function, temperature control in °F or °C, cabinet mount controls with leads, includes: mounting hardware, cord with NEMA 5-15P, 800 watts, 6.7 amps, 120v/60/1-



Item	Qty	Description
		ph, cULus, NSF, FCC (cover not NSF)
2 ea		Requires use of included Vollrath induction-ready inset - failure to use these insets may damage the unit & will void the warranty
6 ea		88184 Inset, 7-1/4 quart, induction ready, for Mirage induction rethermalizer, NSF
2 ea		4980422 Ergo Grip® Ladle, 4 oz., 3-1/8" bowl dia., 13-1/8"L OAL, equipped with all-natural antimicrobial, 3 oz., stainless steel, 13-1/8" OA length, Kool-Touch™ one-piece black construction offset handle, safe up to 225°F (107.2°C), fully functional to 350°F (176.6°C), integrated handle stopper, Jacob's Pride® Collection, Limited Lifetime Warranty, NSF
2 ea		47493 Contemporary Inset Cover, hinged, fits 7 quart inset, easy on/off lid, welded handle, condensation returns to inset, no friction fit tabs for easy installation & removal, dishwasher safe, stainless steel construction, imported
2 ea		47491 Decorative Ring, for 7 qt. induction soup drop in units, 22 gauge stainless steel
		FSEC to install soup well into engineered stone countertop utilizing manufacturers approved specifications for heat deflection to avoid cracking of stone. Provide blocking around cut-out and supports to the cabinet base.
		Size and locations of cut-outs are to be verified by FSEC and noted on shop drawings.
		Equipment shall be securely fastened to counter with equipment controls easily accessible. On/Off operation of hot/cold well to be by a recessed switch mounted in apron, interconnected to receptacle powering hot/cold well. Switch to be recessed in a control enclosure Component Hardware model #R73-1212. If larger equipment controls do not fit in these two standard recessed modules, use a Vollrath 30312 1/3 Pan. See Millwork Detail MWK-300. Switch, control enclosure and interconnection by millwork fabricator of counter.
		Equipment to be NSF and UL listed and labeled.
		When located in enclosed cabinet: Ventilation required, Millwork Fabricator to provide McNichols 16-gauge 1614381648 wire mesh framed insert in doors. AC Infinity fans, models AI-CFD120BA to be utilized. All millwork fan systems should contain an intake and an exhaust fans. This is required to balance the static pressures between the inside and outside of the cabinet. Position fans near the top of the cabinet configured to exhaust out the warmer air and position fans near the bottom to pull in colder air. Refer to typical detail MWK-360 Cabinet Venting.


Item	Qty	Description
2P107	1 ea	WARMING DRAWER, BUILT-IN  Alto-Shaam Model No. 500-1D Halo Heat® Warming Drawer, built-in, one drawer, digital controller, (1) 12" x 20" pan, (50) rolls or (34) baked potatoes capacity, drawer can adapt to hold optional oversize pan, adjustable thermostat, stainless steel exterior, EcoSmart®, cULus, UL EPH ANSI/NSF 4, CE, EAC 1 ea 120v/50/60/1-ph, 5.3 amps, .64 kW, NEMA 5-15P, standard 1 ea Vented drawer, per drawer 1 kt 5015147 Built-In Trim Kit, for 500-1D one drawer warmer Millwork fabricator to trim drawer unit for a flush mount finish installation. Trim installation should not have any visible fasteners. Unit should not sit on a shelf or floor with surrounding gaps. Refer to Heated Drawer Trim Installation Detail MWK-311 on Typical Installation Detail Sheet.
2P108	1 ea	WALL MOUNTED HAND SINK  Eagle Group Model No. YSCOPOS-HSA-0001-00-LRS Hand Sink, wall mount, 13-1/2" wide x 9-3/4" front-to-back x 6-3/4" deep bowl with MicroGard™ antimicrobial finish, single faucet hole for T&S EC-3101-HG by others, 304 stainless steel construction, basket drain, tubular wall support & brackets, inverted "V" edge, NSF 1 ea -LRS Left & right side splashes FSEC to be responsible for providing and installing hollow masonry anchors and any other appropriate hardware to support Hand Sink on wall. FSEC to indicate blocking locations in walls, on blocking sheet of shop drawings. GC to furnish and install blocking in wall, as needed to support Hand Sink. Refer to wall blocking detail WBK-100 for additional wall blocking information and mounting heights. FSEC to provide a dimensioned wall blocking sheet as part of submittal/shop drawing package. Refer to MEP-103A hand sink details for additional requirements and provisions. Equipment to be NSF and UL listed and labeled. To be provided with T&S Brass Faucet, item #2P108.1 Owner to provide towel & soap dispenser.


Item	Qty	Description
2P108. 1	1 ea	ELECTRONIC FAUCET W/ HYDRO-GENERATOR  <p>T&S Brass Model No. EC-3101-HG ChekPoint™ Electronic Faucet, wall mount, rigid gooseneck with vandal resistant aerator , AC/DC control module, mixing tee, with hydro-generator power supply, includes optional 100-240 VAC adapter</p> <p>Unit is specified and provided with Hydro Generator; no receptacle is needed to power the electronic sensor.</p>
2P109	1 ea	METROMAX Q RACKS Metro Model No. LOT MetroMax Q Racks
	12 ea	MQ74UPE MetroMax® Q Post, 73-3/16"H, for use with stem casters, epoxy coated steel with built in Microban® antimicrobial product protection, taupe
	6 ea	5PCXM Polymer Stem Caster, swivel, 5" dia., 1-1/4"W face, -20° F to 120°F temperature range, polyurethane wheel tread, 300 lb. capacity, Microban® antimicrobial product protection, NSF (donut bumpers included) (for use with all MetroMax posts & shelves)
	6 ea	5PCBXM Polymer Stem Caster, brake, 5" dia., 1-1/4"W face, -20° F to 120°F temperature range, polyurethane wheel tread, 300 lb. capacity, Microban® antimicrobial product protection, NSF (donut bumpers included) (for use with all MetroMax posts & shelves)
	12 ea	MQ1842G MetroMax® Q Shelf, 42"W x 18"D, removable open grid polymer shelf mats on an epoxy coated steel frame with quick adjust corner releases, (4) wedge connectors, Microban® antimicrobial product protection, 800 lb. capacity per shelf, NSF FSEC to Assemble into four tier high shelving units, locate shelves with SOLID mat inserts at bottom. Bottom shelf to be minimum of 12" above floor. FSEC to verify all shelving sizing prior to ordering due to any field conditions/alterations.


Item	Qty	Description
2P110	1 ea	REACH-IN REFRIGERATOR  <p>Victory Refrigeration Model No. RS-2D-S1-HC UltraSpec™ Series Refrigerator, Powered by V-Core™, Reach-in, two-section, self-contained refrigeration, 44.57 cu. ft. capacity, (2) full height solid hinged doors, (6) silver freeze (chrome-style) shelves, stainless steel exterior & interior, standard depth cabinet, TOUCH POINT™ electronic temperature control/indicator, LED lighting, expansion valve technology, Santoprene door gaskets with 2 year warranty, stainless steel breakers, R290 Hydrocarbon refrigerant, 1/3 HP, cULus, UL EPH Classified, UL-Sanitation</p> <p>1 ea 7-year parts & labor and 7-year compressor warranty; excludes maintenance items</p> <p>1 ea 115v/60/1-ph, 6.5 amps, with cord & NEMA 5-15P</p> <p>1 ea Door hinging: left door hinged on left, right door hinged on right standard</p> <p>36 ea Type "A" Tray Slide Pair, 1 tray slide set for (1) 18" x 26" or (2) 14" x 18" pans</p> <p>1 ea Front Kick Plate</p> <p>1 ea 6" Casters, in lieu of standard 6" stainless steel legs</p> <p>NOTE: Receptacle for unit to be installed to the left or right side of the unit for accessibility and resetting the GFCI as needed.</p>
2P111	3 ea	SHELVING, WALL MOUNTED  <p>Eagle Group Model No. SWS1536-14/3 Snap-n-Slide® Shelf, wall-mounted, 36"W x 15"D, rolled front edge, 1-1/2"H up-turn on sides & rear, stainless steel wall brackets mount to wall studs (no wall backing required), 135 lbs. weight capacity, 14/304 stainless steel construction, NSF</p> <p>3 ea 358115 Divider, 15"W, for Snap-n-Slide wall shelf, 4"H</p> <p>FSEC to furnish proper type of stainless-steel mounting hardware for wall shelf to sustain weight while in use.</p> <p>GC to furnish and install blocking in wall, as needed to support fully loaded shelf.</p> <p>FSEC to install shelf approximately 20" above countertop of work surface.</p> <p>FSEC to indicate blocking locations in walls, on blocking sheet of shop drawings.</p> <p>Refer to wall blocking detail WBK-100 for additional wall blocking information and mounting heights. FSEC to provide a dimensioned wall blocking sheet as part of submittal/shop drawing package.</p>


Item	Qty	Description
2P112	1 ea	MOP SINK CABINET  <p>Eagle Group Model No. YSCOPOS-F1916-VSCS-DL Mop Sink Cabinet, double width, 47-1/2"W x 22-1/4"D x 84-1/4"H, slanted top, holds (2) mops, (2) hinged doors with transverse rod handles & keyed locks, 8" deep mop sink with service faucet (in left cabinet), (1) fixed shelf above mop sink, (3) fixed shelves in right cabinet, includes 30" spray hose & spray hose bracket, 430 stainless steel construction, enclosed rear, NSF</p>
2P112. 1	1 ea	WALL / SPLASH MOUNT FAUCET  <p>T&S Brass Model No. B-2465 Service Sink Mixing Faucet, splash-mounted, 8" adjustable centers, 4" wrist action handles with color coded indexes, Cerama cartridges with check valves, spout has male garden hose outlet, 1/2" NPT vacuum breaker, upper wall brace, 48" black rubber flex hose, 1/2" NPT female inlets, ADA Compliant</p> <p>1 kt B-0230-KIT Inlet Kit, 1/2" NPT nipple, close elbows, 24" flex supply hoses</p>
2P113	1 ea	SOILED DISHTABLE  <p>Eagle Group Model No. SDTR-60-14/3 Spec-Master® Soiled Dishtable, straight design, 60"W x 30"D x 43-1/2"H overall, right-to-left operation, 14/304 stainless steel top, 8"H backsplash, 20" x 20" x 5" deep pre-rinse sink with basket drain, (1) deck mount faucet hole for pre-rinse, includes scrap block, raised rolled edges on front & side, stainless steel legs & side bracing, adjustable feet, NSF</p> <p>1 ea E30 End splash, factory installed, welded, per end, all heights; right end</p> <p>1 ea E41 Disposal provision package, includes weldment only for collar which are furnished by others, control panel bracket weldment, & holes for pre-rinse & anti-siphon vacuum breaker</p> <p>5 ft E101 Splash 10" (203mm) high - per linear foot</p> <p>Stainless Steel Dishtable, size and shape as shown on drawing. Item is to be constructed as described in General Specifications and as further detailed on Food Service contract documents. Provide with all options, accessories and features as listed below. Field verify measurements, adjust table length as necessary to fit field conditions. Dealer to provide shop drawings submittal for review and approval before starting manufacturing. Where top abuts any walls, provide a 10" high splash, 2 thick with a 45-degree return to the wall.</p>



Item	Qty	Description
2P113. 1	1 ea	PRE-RINSE SINK BASKET  <p>Eagle Group Model No. 606434 Pre-rinse Basket, 17-1/2"W x 19-1/2"L x 2-7/8"H, with slide bar, for dishtables, 304 type stainless steel</p>
2P113. 2	1 ea	PRE-RINSE FAUCET ASSEMBLY <p>T&S Brass Model No. B-0133-CR-VBJSK EasyInstall Prerinse Unit, 8" wall mount mixing faucet with polished chrome plated brass body, 18" riser, 44" flexible stainless steel hose with heat resistant handle and swivel, 1.07 GPM spray valve, ceramic cartridges with check valves, lever handles, installation kit with 1/2" NPT male inlets, 6" adjustable wall bracket, spray valve holder and overhead spring. Certified to ASME A112.18.1/CSA B125.1, NSF 61-Section 9 and NSF 372. 2019 DOE PRSV - Class II compliant.</p> <p>Provide blocking in wall to support pre-rinse bracket mounting. Blocking to be provided by GC.</p> <p>Refer to wall blocking detail WBK-100 for additional wall blocking information and mounting heights. FSEC to provide a dimensioned wall blocking sheet as part of submittal/shop drawing package.</p>
2P113. 3	1 ea	ADD ON FAUCET, FOR PRE RINSE FAUCET  <p>T&S Brass Model No. B-0156-CR Add-on Faucet, ceramic cartridge, 12" swing nozzle</p>

Item	Qty	Description	
2P113.4	1 ea	DISPOSER	
		<p>Salvajor Model No. 200-SA-WSP Water Saving Package with Operator Sensor, Disposer, Sink Assembly, 2 Hp motor, start/stop push button, drain/flush/time delay, automatic reversing & water saving with safety line disconnect ARSS-LD control, includes fixed nozzle, chrome plated vacuum breaker, solenoid valve, sink stopper & flow control, heat treated aluminum alloy housing, UL, CE</p> <p>1 ea 208v/60/1-ph, 12.1 amps 1 ea 3-1/2" sink mount 1 ea LSA8 Disposer support leg, for 3/4 HP - 2 HP disposers 1 ea DP Stainless steel dejamming prong</p> <p>Control panel and disposer shall be completely inter-piped and inter-wired by FSEC. Plumbing Contractor to make final direct drain connection, Electrical Contractor to make final electrical connection to control panel.</p> <p>FSEC to mount controls below counter so not to interfere with adjacent equipment and clearances. Table to be provided with proper flange mounting provisions.</p> <p>FSEC to furnish and install T&S Brass vacuum breaker model B-0455 with angle slip flanges (T&S Brass model B-0461) at locations where piping penetrates backsplash in stainless steel tables. All piping above table to be chrome finish.</p> <p>Refer to Disposer Installation Detail MEP-104 on Typical Installation Detail Sheet.</p>	
2P113.5	1 ea	DISPOSER CONTROL PANEL	<Included>
		 <p>Salvajor Model No. ARSS-LD Start/stop push button, drain/flush/time delay, automatic reversing & water saving control with safety line disconnect , NEMA 4 stainless steel enclosure</p> <p>Included with item #2P113.4, Disposer.</p>	


Item	Qty	Description
2P113. 6	1 ea	DISHTABLE SORTING SHELF  <p>Eagle Group Model No. 606297 Rack Shelf, tubular, wall mounted, 42"W x 15.5"D x 12"H, 1.625"dia. tubing 14/304 stainless steel knock-down construction</p> <p>FSEC to be responsible for providing and installing hollow masonry anchors and any other appropriate hardware to furnish support for fully loaded shelves.</p> <p>GC to furnish and install blocking in wall, as needed to support fully loaded shelf.</p> <p>FSEC to install shelf approx. 20" above countertop of work surface.</p> <p>FSEC to indicate blocking locations in walls, on blocking sheet of shop drawings.</p> <p>Refer to wall blocking detail WBK-100 for additional wall blocking information and mounting heights. FSEC to provide a dimensioned wall blocking sheet as part of submittal/shop drawing package.</p>



Item	Qty	Description
2P114	1 ea	DISHWASHER, DOOR TYPE, VENTLESS  Champion Model No. DH-6000T-VHR Genesis Dishwasher, door type, extended hood (27" opening for trays), ventless heat recovery, high temperature sanitizing with built-in stainless steel electric booster for (40°-70° rise), (40) racks/hour capacity, auto start, single point electrical connection, door interlock switch, on-board service diagnostics, Rinse Sentry feature, auto-fill, detergent & chemical connections, interchangeable upper & lower spray arms, automatic drain valve, vent fan control, bottom mounted HMI controls, mounted water PRV, stainless steel construction, electric tank heat, peg rack, flat rack, 2 HP self draining pump, NSF, cULus, ENERGY STAR®
	1 ea	1 year parts & labor warranty, standard
	1 ea	Complimentary factory authorized performance test included, upon equipment start-up. Consult local Champion sales representative for coordination of the start-up. If customer is beyond 60 miles from Champion authorized service agent, consult factory.
	1 ea	CC208C Water Softening System, 5,326 grains/lb. capacity, 9 gal. regeneration volume, holds two bags of salt, includes Three-Way-Pass installation kit & hoses. Installation not included (Softeners are manufactured, warrantied and serviced by Kinetico) (NET/NET)
	1 ea	901246 Champion ION Scale Prevention System
	1 ea	Single-point electrical connection, standard
	1 ea	208-240v/60/3-ph
	1 ea	421693 Direct Link Plus: Features remote access service & performance diagnostics by the Champion factory technical support team. Includes cloud storage & online user access. Temperature & performance data is stored via the cloud and is accessed through an online portal. Initial term for this upgrade is three years
	1 ea	Straight-through design application
	1 ea	421926 Drain Water Tempering Kit (un-mounted if pumped drain option is chosen)
	1 ea	421025 Detergent & Rinse Aid Pumps
	1 ea	418953 Shock Arrestor (unmounted)
	1 ea	101273 Flat Bottom Dishrack, 20" x 20", additional
	1 ea	101285 Peg Dishrack, 20" x 20", additional
	1 ea	114356 Sheet pan rack
		NOTE: This equipment has a built-in condenser system that captures the steam and converts it back to wash water. HVAC to consider amount of heat this equipment produces and add additional HVAC exhaust located above unit to pull hot air out and circulate air in space.


Item	Qty	Description
2P114. 1	1 ea	WATER FILTER SYSTEM, WAREWASHING  <p>Everpure Model No. EV979911 KleenWare Water Filtration System, KleenWare HTS-11, Single, (1) HT-10 HydroBlend™ scale inhibitor cartridge, 15.0 gpm, 3/4" inlet, 3/4" outlet, up to 200 psi</p> <p>Plumbing Contractor to install water filter system in water supply line and furnish and install interconnecting hard copper piping between water filter and equipment water inlet. Water Filter provided by FSEC.</p> <p>FSEC to furnish proper type of stainless steel mounting hardware for wall construction to sustain weight while in use.</p> <p>GC to install wall blocking as required for mounting. FSEC to indicate blocking locations in walls, on blocking sheet of shop drawings.</p> <p>Refer to wall blocking detail WBK-100 for additional wall blocking information and mounting heights. FSEC to provide a dimensioned wall blocking sheet as part of submittal/shop drawing package.</p> <p>Install filter as per elevations on food service drawings.</p> <p>FSEC to provide a sticker and date of installation on filter cartridges.</p> <p>Water filter overflow tube to be extend to nearest floor sink with 1" air gap</p> <p>For more information see filter installation detail MEP-101.</p>


Item	Qty	Description
2P115	1 ea	CLEAN DISHTABLE
		Eagle Group Model No. CDTL-48-14/3 Spec-Master® Clean Dishtable, straight design, 48"W x 30"D x 43-1/2"H overall, right-to-left operation, 14/304 stainless steel top, 8"H backsplash, raised rolled edges on front & side, stainless steel legs & crossbracing, adjustable metal feet, NSF
	1 ea	E30 End splash, factory installed, welded, per end, all heights; left end
	4 ft	E101 Splash 10" (203mm) high - per linear foot
		Stainless Steel Dishtable, size and shape as shown on drawing. Item is to be constructed as described in General Specifications and as further detailed on Food Service contract documents. Provide with all options, accessories and features as listed below. Field verify measurements, adjust table length as necessary to fit field conditions. Dealer to provide shop drawings submittal for review and approval before starting manufacturing. Where top abuts any walls, provide a 10" high splash, 2 thick with a 45-degree return to the wall.
2P115.1	1 ea	WIRE SHELF, WALL MOUNTED, EPOXY COATED, 2-TIER
		Metro Model No. 1436NK3 Super Erecta® Shelf, wire, 36"W x 14"D, Metroseal™ Green epoxy-coated corrosion-resistant finish with Microban® antimicrobial protection, plastic split sleeves are included in each carton, NSF
	4 ea	1WD14K3 Direct Wall Mount Bracket, for NK3
	1 ea	1436NK3 Super Erecta® Shelf, wire, 36"W x 14"D, Metroseal™ Green epoxy-coated corrosion-resistant finish with Microban® antimicrobial protection, plastic split sleeves are included in each carton, NSF
		FSEC to furnish proper type of stainless-steel mounting hardware for wall shelf to sustain weight while in use.
		GC to furnish and install blocking in wall, as needed to support fully loaded shelf.
		FSEC to install shelf approximately 20" above countertop of work surface.
		FSEC to indicate blocking locations in walls, on blocking sheet of shop drawings.
		Refer to wall blocking detail WBK-100 for additional wall blocking information and mounting heights. FSEC to provide a dimensioned wall blocking sheet as part of submittal/shop drawing package.

Item	Qty	Description
2P116	1	<p>MOBILE GLASS RACK</p> <p>Eagle Group Model No. YSCOPOS-GLASSRACK</p> <p>Mobile glass rack with adjustable angle slides and (4) 4" swivel castors (2) castors provided with brakes.</p>
2P117	1	<p>S/S WALL FLASHING, WAREWASHING</p> <p>Eagle Group Model No. CUSTOM</p> <p>S/S Wall Flashing, Warewashing</p> <p>Stainless Steel Wall Protection Panels, size and shape as shown on drawings covering extent of the whole room perimeter. This is a custom fabricated item and is to be constructed as described in General Specifications and as further detailed on Food Service contract documents. Provide with all options, accessories and features as listed below.</p> <p>Panels shall be constructed from 18 gauge stainless steel panel sections.</p> <p>Wall panels shall be fitted with 1/2" wide off-set seams at intermediate joints to allow panel sections to fit tightly against the wall.</p> <p>Bottom of panels to sit on integral flooring cove base and are to extend 60" high.</p> <p>Secure wall panels to building wall with wall panel adhesive of proper type for wall construction.</p> <p>Seal end seams with General Electric clear silicone sealer.</p> <p>It is the responsibility of the Kitchen Equipment Contractor to coordinate and make all appropriate cut-outs in paneling based on utility requirements in this location and apply appropriate s.s. trim strips, caps, gussets, etc.</p> <p>Refer to S/S Wall Panel Detail #FAB-24.</p>

Item	Qty	Description	
2P300	1 ea	COFFEE BREWER	<By Vendor>
		<p>BUNN Model No. 34600.0000</p> <p>34600.0000 DUAL TF DBC® BrewWISE® ThermoFresh® Coffee Brewer, 18.9 gal/hr, coffee extraction controlled with pre-infusion & pulse brew, digital temperature control, large spray head, automatic programming, stores individual recipes, SplashGard® & optional funnel locks, wireless brewer-grinder interface, stainless steel finish, lower hot water faucet, wireless brewer-grinder interface, holds (2) 1-1/2 gallon ThermoFresh servers (servers sold separately), 120/240v/60/1-ph, 6600w, 27.5amps, UL, NSF</p> <p>This item is NOT IN KITCHEN EQUIPMENT CONTRACT and is shown on Plan with an item number for coordination, reference, and space allocation only.</p> <p>Owner shall furnish and install this item, through his vendor.</p> <p>Owner is responsible for verifying manufacturer, model number, size and components.</p> <p>Owner shall furnish GC with this information for utility requirements.</p> <p>Owner shall be responsible for verifying that space available will accommodate unit(s) and that these interface properly with adjacent equipment and counters.</p> <p>FSEC is responsible for coordinating installation of this item with Owner and GC in relation to adjacent and associated equipment.</p> <p>GC to provide finished hole(s) in wall to accommodate utility lines, as needed, in coordination with Owner and Owner provided equipment.</p> <p>Drain to be indirect to nearest floor sink, piping and connection by Plumbing Contractor.</p>	

Item	Qty	Description	
2P300. 1	2 ea	AIRPOT	<By Vendor>
		<p>BUNN Model No. 32130.0000 32130.0000 Airpot, 3.0 liter (102 oz.), lever-action, stainless steel liner, ETL</p> <p>G.C. to obtain specifications for equipment supplied by vendor. This item is NOT IN KITCHEN EQUIPMENT CONTRACT and is shown on Plan with an item number for coordination, reference, and space allocation only. Owner shall furnish and install this item, through his vendor. Owner is responsible for verifying manufacturer, model number, size and components. Owner shall be responsible for verifying that space available will accommodate unit(s) and that these interface properly with adjacent equipment and counters. FSEC is responsible for coordinating installation of this item with Owner and GC in relation to adjacent and associated equipment.</p>	
2P301	1 ea	ICED TEA BREWER	<By Vendor>
		<p>BUNN Model No. 36700.0009 36700.0009 TB3 Iced Tea Brewer, 3-gallon capacity single brewer, 16.3 gallon/hour, SplashGard® funnel, adjustable steep time, (dispensers sold separately), 120v/60/1-ph, 1730w, 14.4amps, NEMA 5-15P, cord attached, UL, NSF</p> <p>This item is NOT IN KITCHEN EQUIPMENT CONTRACT and is shown on Plan with an item number for coordination, reference, and space allocation only. Owner shall furnish and install this item, through his vendor. Owner is responsible for verifying manufacturer, model number, size and components. Owner shall furnish GC with this information for utility requirements. Owner shall be responsible for verifying that space available will accommodate unit(s) and that these interface properly with adjacent equipment and counters. FSEC is responsible for coordinating installation of this item with Owner and GC in relation to adjacent and associated equipment. GC to provide finished hole(s) in wall to accommodate utility lines, as needed, in coordination with Owner and Owner provided equipment. Drain to be indirect to nearest floor sink, piping and connection by Plumbing Contractor.</p>	

Item	Qty	Description	
2P301. 1	1 ea	TEA / COFFEE DISPENSER	<By Vendor>
 <p>BUNN Model No. 34100.0000 34100.0000 TDO-4 Iced Tea/Coffee Dispenser, cylinder style, 4 gallon capacity (15.1 litres), sump dispense valve, oval shape solid plastic lid, faucet handles are labeled sweetened & unsweetened, side handles, NSF</p> <p>G.C. to obtain specifications for equipment supplied by vendor. This item is NOT IN KITCHEN EQUIPMENT CONTRACT and is shown on Plan with an item number for coordination, reference, and space allocation only. Owner shall furnish and install this item, through his vendor. Owner is responsible for verifying manufacturer, model number, size and components. Owner shall be responsible for verifying that space available will accommodate unit(s) and that these interface properly with adjacent equipment and counters. FSEC is responsible for coordinating installation of this item with Owner and GC in relation to adjacent and associated equipment.</p>			

Item	Qty	Description	
2P302	1 ea	JUICE DISPENSER, ELECTRIC  <p>BUNN Model No. 37900.0001 37900.0001 JDF-2S Silver Series® 2-Flavor Cold Beverage System, Push and Hold, Unlit Door, (4) 5 oz. drinks/min capacity, modular dispense deck, 8 lb. ice bank, 7" cup clearance, dispense 1.0 to 1.5 ounces per second flow rate, pumps & mixes 2+1 to 11+1 concentrated beverages, 4+1 high viscosity & 5+1 juices, dispenses frozen and ambient products, High Intensity™ mixing technology, push button and single portion control, juice display, air filter, 120v/60/1-ph, 4.5amps, NEMA 5-15P, ETLus, NSF</p> <p>This item is NOT IN KITCHEN EQUIPMENT CONTRACT and is shown on Plan with an item number for coordination, reference, and space allocation only.</p> <p>Owner shall furnish and install this item, through his vendor.</p> <p>Owner is responsible for verifying manufacturer, model number, size and components.</p> <p>Owner shall furnish GC with this information for utility requirements.</p> <p>Owner shall be responsible for verifying that space available will accommodate unit(s) and that these interface properly with adjacent equipment and counters.</p> <p>FSEC is responsible for coordinating installation of this item with Owner and GC in relation to adjacent and associated equipment.</p> <p>GC to provide finished hole(s) in wall to accommodate utility lines, as needed, in coordination with Owner and Owner provided equipment.</p> <p>Drain to be indirect to nearest floor sink, piping and connection by Plumbing Contractor.</p>	<By Vendor>

Item	Qty	Description	
2P303	1 ea	CHEMICAL DISPENSING - JFILL QUATTRO SELECT DISPENSING SYSTEM Diversey Model No. D3754220 Chemical Dispensing - JFill Quattro Select Dispensing System This item is part of a Chemical Dispensing System and will be provided by chemical vendor. This item is NOT IN KITCHEN EQUIPMENT CONTRACT and is shown on Plan with an item number for coordination, reference, and space allocation only. Owner shall furnish and install this item, through his vendor. Owner is responsible for verifying manufacturer, model number, size and components. Owner shall furnish GC with this information for utility requirements. Owner shall be responsible for verifying that space available will accommodate unit(s) and that these interface properly with adjacent equipment and counters. FSEC is responsible for coordinating installation of this item with Owner and GC in relation to adjacent and associated equipment. GC to provide finished hole(s) in wall to accommodate utility lines, as needed, in coordination with Owner and Owner provided equipment. Drain to be indirect to nearest floor sink, piping and connection by Plumbing Contractor.	<By Vendor>

Item	Qty	Description	
2P304	1 ea	CHEMICAL DISPENSING - STREAMLINE-D Diversey Model No. D6070923 Chemical Dispensing - Streamline-D This item is part of a Chemical Dispensing System and will be provided by chemical vendor. This item is NOT IN KITCHEN EQUIPMENT CONTRACT and is shown on Plan with an item number for coordination, reference, and space allocation only. Owner shall furnish and install this item, through his vendor. Owner is responsible for verifying manufacturer, model number, size and components. Owner shall furnish GC with this information for utility requirements. Owner shall be responsible for verifying that space available will accommodate unit(s) and that these interface properly with adjacent equipment and counters. FSEC is responsible for coordinating installation of this item with Owner and GC in relation to adjacent and associated equipment. GC to provide finished hole(s) in wall to accommodate utility lines, as needed, in coordination with Owner and Owner provided equipment. Drain to be indirect to nearest floor sink, piping and connection by Plumbing Contractor.	<By Vendor>

Item	Qty	Description	
2P304. 1	1 ea	CHEMICAL DISPENSING - D3000 HEAD UNIT	<By Vendor>
		<p>Diversey Model No. D1209567 Chemical Dispensing - D3000 Head Unit</p> <p>This item is part of a Chemical Dispensing System and will be provided by chemical vendor.</p> <p>This item is NOT IN KITCHEN EQUIPMENT CONTRACT and is shown on Plan with an item number for coordination, reference, and space allocation only.</p> <p>Owner shall furnish and install this item, through his vendor.</p> <p>Owner is responsible for verifying manufacturer, model number, size and components.</p> <p>Owner shall furnish GC with this information for utility requirements.</p> <p>Owner shall be responsible for verifying that space available will accommodate unit(s) and that these interface properly with adjacent equipment and counters.</p> <p>FSEC is responsible for coordinating installation of this item with Owner and GC in relation to adjacent and associated equipment.</p> <p>GC to provide finished hole(s) in wall to accommodate utility lines, as needed, in coordination with Owner and Owner provided equipment.</p> <p>Drain to be indirect to nearest floor sink, piping and connection by Plumbing Contractor.</p>	

Item	Qty	Description	
2P304. 2	1 ea	CHEMICAL DISPENSING - SAF-FEED HOPPER	<By Vendor>
		<p>Diversey Model No. 3754220 Chemical Dispensing - Saf-Feed Hopper This item is part of a Chemical Dispensing System and will be provided by chemical vendor. This item is NOT IN KITCHEN EQUIPMENT CONTRACT and is shown on Plan with an item number for coordination, reference, and space allocation only. Owner shall furnish and install this item, through his vendor. Owner is responsible for verifying manufacturer, model number, size and components. Owner shall furnish GC with this information for utility requirements. Owner shall be responsible for verifying that space available will accommodate unit(s) and that these interface properly with adjacent equipment and counters. FSEC is responsible for coordinating installation of this item with Owner and GC in relation to adjacent and associated equipment. GC to provide finished hole(s) in wall to accommodate utility lines, as needed, in coordination with Owner and Owner provided equipment. Drain to be indirect to nearest floor sink, piping and connection by Plumbing Contractor.</p>	

Item	Qty	Description	
2P304. 3	1 ea	CHEMICAL DISPENSING - PRODUCT BASKET	<By Vendor>
		<p>Diversey Model No. 1200872</p> <p>Chemical Dispensing - Product Basket</p> <p>This item is part of a Chemical Dispensing System and will be provided by chemical vendor.</p> <p>This item is NOT IN KITCHEN EQUIPMENT CONTRACT and is shown on Plan with an item number for coordination, reference, and space allocation only.</p> <p>Owner shall furnish and install this item, through his vendor.</p> <p>Owner is responsible for verifying manufacturer, model number, size and components.</p> <p>Owner shall furnish GC with this information for utility requirements.</p> <p>Owner shall be responsible for verifying that space available will accommodate unit(s) and that these interface properly with adjacent equipment and counters.</p> <p>FSEC is responsible for coordinating installation of this item with Owner and GC in relation to adjacent and associated equipment.</p> <p>GC to provide finished hole(s) in wall to accommodate utility lines, as needed, in coordination with Owner and Owner provided equipment.</p> <p>Drain to be indirect to nearest floor sink, piping and connection by Plumbing Contractor.</p>	
2P500	1 ea	TRASH BIN, SLIM JIM	<SMALLWARES >
		<p>Smallwares Model No. SMALLWARES</p> <p>Trash Bin, Slim Jim</p> <p>This item is NOT IN KITCHEN EQUIPMENT CONTRACT and is shown on Plan with an item number for coordination and reference only.</p> <p>Owner shall furnish and install this item, through his smallwares supplier.</p> <p>Owner is responsible for verifying manufacturer, model number, size and components.</p>	

Item	Qty	Description	
2P501	6 ea	GLASS RACK	<SMALLWARES >
		Smallwares Model No. SMALLWARES Glass Rack This item is NOT IN KITCHEN EQUIPMENT CONTRACT and is shown on Plan with an item number for coordination and reference only. Owner shall furnish and install this item, through his smallwares supplier. Owner is responsible for verifying manufacturer, model number, size and components.	
2P502	1 ea	TOWEL/SOAP DISPENSER	<SMALLWARES >
		Smallwares Model No. SMALLWARES Towel/Soap Dispenser This item is NOT IN KITCHEN EQUIPMENT CONTRACT and is shown on Plan with an item number for coordination and reference only. Owner shall furnish and install this item, through his smallwares supplier. Owner is responsible for verifying manufacturer, model number, size and components. GC to furnish and install blocking in wall, as needed to support dispenser. GC to be responsible for providing and installing hollow masonry anchors and any other appropriate hardware to support dispenser on wall. Refer to wall blocking detail WBK-100 for additional wall blocking information and mounting heights. FSEC to provide a dimensioned wall blocking sheet as part of submittal/shop drawing package.	
2P503	1 ea	TRASH BIN, SLIM JIM	<SMALLWARES >
		Smallwares Model No. SMALLWARES Trash Bin, Slim Jim This item is NOT IN KITCHEN EQUIPMENT CONTRACT and is shown on Plan with an item number for coordination and reference only. Owner shall furnish and install this item, through his smallwares supplier. Owner is responsible for verifying manufacturer, model number, size and components.	

Item	Qty	Description	
2P504	1 ea	MOP BUCKET	<SMALLWARES >
		Smallwares Model No. SMALLWARES Mop Bucket This item is NOT IN KITCHEN EQUIPMENT CONTRACT and is shown on Plan with an item number for coordination and reference only. Owner shall furnish and install this item, through his smallwares supplier. Owner is responsible for verifying manufacturer, model number, size and components.	
2P505	1 ea	TRASH CAN, 32-GAL W/ DOLLY	<SMALLWARES >
		Smallwares Model No. SMALLWARES Trash Can, 32-Gal w/ Dolly This item is NOT IN KITCHEN EQUIPMENT CONTRACT and is shown on Plan with an item number for coordination and reference only. Owner shall furnish and install this item, through his smallwares supplier. Owner is responsible for verifying manufacturer, model number, size and components.	
2P506	3 ea	GLASS RACK	<SMALLWARES >
		Smallwares Model No. SMALLWARES Glass Rack This item is NOT IN KITCHEN EQUIPMENT CONTRACT and is shown on Plan with an item number for coordination and reference only. Owner shall furnish and install this item, through his smallwares supplier. Owner is responsible for verifying manufacturer, model number, size and components.	

Item	Qty	Description	
2P700- 2P703	1 ea	FOOD SERVICE FLOOR SINK & A.F.D PACKAGE:	<BY PC>
		<p>BY PC Model No. BY PC</p> <p>To include the following items:</p> <p>Item #2P700 – Floor Sink</p> <p>Item #2P701 – Area Floor Drain</p> <p>Item #2P702 – Area Floor Drain</p> <p>Item #2P703 – Floor Sink</p> <p>Floor sinks to be sized and located by Engineers/PC.</p> <p>Keep Floor Sink locations as shown on food service floor plan. Not to interfere with food service equipment, and or legs/casters.</p> <p>Floor sink to be accessible for cleaning.</p> <p>Care should be taken not to locate floor sinks directly below equipment with electronic controls. Critical for combi ovens. Hot discharge and steam may cause damage to controls.</p> <p>Millwork Fabricator to provide stainless steel Floor Sink Sleeve when in Millwork counter base installation.</p> <p>Floor sink sleeve to be 1/2" larger than floor sink and be sealed to the floor.</p> <p>NOTE: Floor sink needs to have full access for cleaning. Piping not to obstruct access and allow removal of grate.</p> <p>See floor sink installation detail MEP-100 on plumbing rough-in sheet/typical installation sheet.</p> <p>Area Floor Drain to be sized and located by Engineer/ PC.</p> <p>Shown as where to not interfere with Food Service equipment and provide sufficient area drainage.</p> <p>Floor to be slopped to A.F.D</p> <p>Provide additional A.F.D as required.</p>	

Prices Good Until: 05/01/2025