



1 FIRST FLOOR - KEY PLAN  
3/32" = 1'-0"



2 SECOND FLOOR - KEY PLAN  
3/32" = 1'-0"

## GENERAL FOOD SERVICE NOTES

### FOOD SERVICE EQUIPMENT CONTRACTOR (FSEC) REQUIREMENTS/RESPONSIBILITIES

1. ALTERNATES: EQUIPMENT SHOWN IS BASED ON THE PRIMARY MANUFACTURER AS LISTED IN THE ITEMIZED SPECIFICATIONS. THE FSEC IS RESPONSIBLE FOR COORDINATING ANY DIMENSIONAL AND UTILITY CHANGES WHICH MAY BE REQUIRED AS A RESULT OF USING A MANUFACTURER AND MODEL NUMBER OTHER THAN THE ORIGINALLY SPECIFIED. (ANY SUBSTITUTIONS NEED TO BE SUBMITTED FOR APPROVAL BEFORE FINAL BIDS)
2. ACCESS: THE FSEC IS RESPONSIBLE FOR VERIFYING ACCESS INTO THE BUILDING AND INTO THE FOOD SERVICE AREAS, FOR ALL EQUIPMENT, WHETHER NEW OR EXISTING TO ENSURE PROPER CLEARANCES AND ACCESSIBILITY OF FOODSERVICE EQUIPMENT AND FIXTURES INTO THE BUILDING
3. FIELD MEASUREMENTS: THE FSEC IS RESPONSIBLE FOR FIELD VERIFYING THE SPACE IN THE FOOD SERVICE AREAS TO ENSURE THAT ALL EQUIPMENT INTERFACES PROPERLY WITH WALLS, COLUMNS, CHASES, WINDOWS, CEILING AND OTHER EQUIPMENT AND ADJUST ACCORDINGLY, AS NEEDED. THE FSEC SHALL NOTE THOSE CHANGES ON FOOD SERVICE EQUIPMENT SHOP DRAWINGS UPON SUBMITTAL FOR APPROVALS. ALL DIMENSIONS INDICATED ARE FROM FINISHED SURFACES UNLESS OTHERWISE NOTED.
4. VERIFY AND SUBMIT: THE FSEC SHALL VERIFY ALL EQUIPMENT, NEW AND (NIKEC) NOT IN KITCHEN EQUIPMENT CONTRACT, INCLUDING MANUFACTURER, MODEL NUMBER, SIZE, UTILITY REQUIREMENTS AND COMPONENTS PROVIDING SHOP DRAWING SUBMITTALS FOR REVIEW AND APPROVAL.
5. BY VENDOR: OWNER IS RESPONSIBLE FOR FURNISHING AND GENERAL CONTRACTOR IS RESPONSIBLE FOR INSTALLING, ALL EQUIPMENT INDICATED AS NIKEC. GENERAL CONTRACTOR AND KITCHEN EQUIPMENT CONTRACTOR SHALL COORDINATE INSTALLATION AS IT RELATES TO ADJACENT AND ASSOCIATED EQUIPMENT AND COUNTERS.
6. TRIM: FSEC TO FURNISH AND INSTALL ALL VERTICAL/HORIZONTAL ENCLOSURES AND/OR TRIM AT WALK-IN COOLER/FREEZER(S) AND CANOPY TO MEET ALL CODES. TRIM/ENCLOSURES TO MATCH ADJACENT SURFACES.
7. NSF APPROVAL: IT IS THE RESPONSIBILITY OF THE FSEC TO GUARANTEE THAT ALL FOOD SERVICE EQUIPMENT REQUIRING NSF APPROVAL SHALL BEAR THE NSF STICKER AND SHALL BE INSTALLED IN ACCORDANCE WITH ALL COUNTY AND STATE HEALTH DEPT. REGULATIONS.
8. BLOCKING: KITCHEN EQUIPMENT CONTRACTOR TO INDICATE SIZE, HEIGHT AND LOCATION OF BLOCKING, FOR WALL MOUNTED EQUIPMENT. GENERAL CONTRACTOR TO PROVIDE BLOCKING IN WALLS TO SUPPORT ALL WALL MOUNTED EQUIPMENT. REFER TO BLOCKING DETAIL FWWK-100 FOR DETAILS. ALL BLOCKING IN FIRE RATED WALLS AND NONCOMBUSTIBLE BUILDINGS SHALL BE FIRE RETARDANT TREATED KB 21JUN2.
9. FLOOR DEPRESSION: PROVIDE DEPRESSION AT WALK-IN BOXES. KITCHEN FLOOR TO EXTEND OVER INTO THE WALK-IN BOX WITH A 2" THICKSET TILE BED IN THE WALK-IN BOX SECTIONS
10. PENETRATIONS: GENERAL CONTRACTOR IS RESPONSIBLE TO PROVIDE ALL NECESSARY PENETRATIONS (HOLES / CHASES) FOR LINE RUNS THRU WALLS/ FLOORS / CEILING/ ROOF AS REQUIRED FOR ALL FOOD SERVICE EQUIPMENT. ALSO TO SEAL ALL PENETRATIONS WITH PROPER SEALANT. UNLESS SPECIFICALLY SHOWN ON THESE PLANS NO STRUCTURAL MEMBERS SHALL BE CUT, DRILLED NOR NOTCHED WITHOUT PRIOR WRITTEN AUTHORIZATION FROM THE STRUCTURAL ENGINEER AND/OR ARCHITECT.
11. PLATFORMS: GENERAL CONTRACTOR TO PROVIDE AND INSTALL LEVEL PLATFORM ON ROOF FOR COMPRESSORS, EXHAUST AND MAKE-UP AIR FANS. (VERIFY LOCATION WITH ARCHITECTURAL DRAWINGS)
12. WEIGHT AND STRUCTURAL: GENERAL CONTRACTOR TO VERIFY STRUCTURAL INTEGRITY OF ROOF SUPPORTING ALL FOOD SERVICE EQUIPMENT SUCH AS COMPRESSOR RACKS, EXHAUST AND MAKE-UP AIR SYSTEMS, EXHAUST HOODS, AIR CONDITIONING, ETC.
13. DOCUMENT REVIEW: THE FSEC SHALL BE RESPONSIBLE FOR REVIEWING ALL BID DOCUMENTS AND SHOP DRAWINGS (ARCHITECTURAL, ENGINEERING AND FOOD SERVICE) AS THESE DOCUMENTS RELATE TO THE FOOD SERVICE AREAS.
14. PLANS AND WRITTEN SPECS: TO ASSURE ACCURATE PROPOSALS THESE PLANS MUST BE BID WITH THE COMPLETE FOODSERVICE EQUIPMENT SPECIFICATIONS INCLUDING GENERAL AND SPECIFIC CONDITIONS PREPARED BY THE FOODSERVICE CONSULTANT WHICH LIST PROVISIONS AND ACCESSORIES FOR EQUIPMENT AND MILLWORK. MANUFACTURER DATA (CUT SHEETS) INDICATE REPRESENTATIVE EQUIPMENT SELECTION ONLY AND ARE NOT TO BE CONSIDERED SPECIFICATIONS. FSEC CAN ALWAYS LOCATE THE LATEST SPECS IN SPEC PATH.
15. DISCREPANCIES: ANY DISCREPANCIES BETWEEN PLANS, BUILDING, AND LOCAL CODE REQUIREMENTS THAT MAY AFFECT THE INSTALLATION, OR OVERALL FABRICATION WORK IN ANY WAY SHALL BE BROUGHT TO THE ATTENTION OF THE FSEC IMMEDIATELY BY THE GENERAL CONTRACTOR.
16. ADDENDUMS: IT SHALL BECOME THE RESPONSIBILITY OF THE OWNER, ARCHITECT, ENGINEERS, AND/ OR GENERAL CONTRACTOR TO ENSURE THAT THE FOODSERVICE EQUIPMENT CONTRACTOR RECEIVES COPIES OF ALL ADDENDUMS AND CHANGES TO THE BUILDING PLANS, PRIOR TO, OR DURING CONSTRUCTION WHEREAS, ADDENDUMS AND/OR CHANGES AFFECT ANY AREA'S PERTINENT TO FOOD SERVICE AREAS. FSEC CAN ALSO ALWAYS LOCATE THE LATEST DRAWINGS AND SPECS IN SPEC PATH.
17. THERMOMETERS: ALL REFRIGERATION EQUIPMENT AND HOT FOOD STORAGE EQUIPMENT SHALL BE EQUIPPED WITH THERMOMETERS THAT ARE EASILY READABLE, IN PROPER WORKING CONDITION AND ACCURATE TO WITHIN 2 DEGREES PLUS OR MINUS. TO BE SUPPLIED AND INSTALLED BY OWNER.
18. SOAP AND PAPER TOWEL: OWNER TO PROVIDE SOAP AND PAPER TOWEL DISPENSERS AT ALL HAND SINK LOCATIONS UNLESS THEY ARE SPECIFIED AND PART OF THE DOCUMENTS AT FRONT OF THE HOUSE AREAS.
19. SANITIZING CHEMICALS: THREE COMPARTMENT POT SINK SHALL BE EQUIPPED WITH A SANITIZING SYSTEM AND TEST KIT, SUPPLIED AND INSTALL BY OWNER'S VENDOR.
20. NOTE: THESE DRAWINGS SHOULD NOT BE USED FOR PRICING EQUIPMENT WITHOUT 114000 WRITTEN SPECIFICATIONS WHICH WOULD COVER ALL ACCESSORIES, OPTIONS, FEATURES, AND CONSTRUCTION REQUIREMENTS FOR CUSTOM FABRICATION. REFER TO SPECIFICATIONS FOR COMPLETE PROJECT SCOPE REQUIREMENTS AND ACCEPTABLE ALTERNATES.

THE FOOD SERVICE EQUIPMENT PLANS AND SPECIFICATIONS ARE SHOWN AS REFERENCE ONLY FOR THE LICENSED PROFESSIONAL ARCHITECT AND/OR ENGINEERS TO PREPARE THEIR RESPECTIVE BID AND CONTRACT DOCUMENTS. THESE PLANS INCLUDE SPACE, UTILITY REQUIREMENTS, DESIRED FUNCTION AND FLOW ONLY. THESE DOCUMENTS SHOULD NOT REPLACE OR BE USED IN LIEU OF ARCHITECTURAL/ENGINEERING DESIGN DOCUMENTS, AS REQUIRED BY ANY LOCAL JURISDICTION HAVING AUTHORITY. PLANS & SPECIFICATIONS HAVE BEEN DEVELOPED BASED ON INFORMATION AVAILABLE FROM FACTORIES, FABRICATORS, DEALERS, TRADE CONTRACTORS & OTHERS UTILIZING THESE PLANS.

THE ABOVEMENTIONED ARE RESPONSIBLE FOR VERIFYING ALL INFORMATION, INCLUDING BUT NOT LIMITED TO DIMENSIONS & PLUMBING/ELECTRICAL/HVAC REQUIREMENTS. SCOPOS HOSPITALITY GROUP IS NOT RESPONSIBLE FOR ACCURACY OF ANY DIMENSIONS, OR ENGINEERED DATA FROM MANUFACTURERS, OR FOR ANY CHANGES REQUIRED BY LOCAL BUILDING CODE INTERPRETATIONS. CONTRACTOR IS SOLELY RESPONSIBLE FOR ANY DESIGN AND/OR FINANCIAL IMPACT DUE TO ACCEPTANCE OF SUBSTITUTIONS AND/OR ALTERNATES. CONTRACTOR IS REQUIRED TO WORK WITH PROJECT ARCHITECT AND ENGINEERS TO UPDATE PLANS TO REFLECT ANY AND ALL CHANGES.

## LEGEND

- AL DINING
- AL KITCHEN
- MC DINING
- MC KITCHEN
- PANTRY

## SHEET LIST

SHEET NUMBER	SHEET NAME
QF-A100	KEY PLAN
QF-A101	RESPONSIBILITY SCHEDULE
QF-B120	FIRST FLOOR EQUIPMENT PLAN
QF-B130	FIRST FLOOR EQUIPMENT SCHEDULE
QF-B140	FIRST FLOOR 3D VIEWS
QF-B400	FIRST FLOOR ELEVATIONS
QF-C120	SECOND FLOOR EQUIPMENT PLAN
QF-C130	SECOND FLOOR EQUIPMENT SCHEDULE
QF-C140	SECOND FLOOR 3D VIEW
QF-C400	SECOND FLOOR ELEVATIONS
QF-X900	MILLWORK CONSTRUCTION DETAILS
QF-X901	MILLWORK CONSTRUCTION DETAILS
QF-X902	TYPICAL DETAILS
QF-X903	TYPICAL DETAILS

# LIFESPACE THE WATERFORD DINING RENOVATION

601 UNIVERSE BOULEVARD, JUNO BEACH, FL - 33408

**SCOPOS**  
hospitality group  
300 W. Chestnut St, Suite 201,  
Ephrata, PA 17522  
717-733-5810  
scoposhospitalitygroup.com

**THW**  
DESIGN  
COPYRIGHT ©  
THOMPSON HANCOCK WITTE &  
ASSOCIATES, INC.

2100 RiverEdge Parkway  
Suite 900  
Atlanta, GA 30328

2632 Broadway Street  
Suite 201, South Building  
San Antonio, TX 78215

PH: 770 916 2220  
FAX: 770 916 2299

[www.thw.com](http://www.thw.com)

DESIGN  
DEVELOPMENT

Project No.:  
Date: 08/22/2025

KEY PLAN

QF-A100

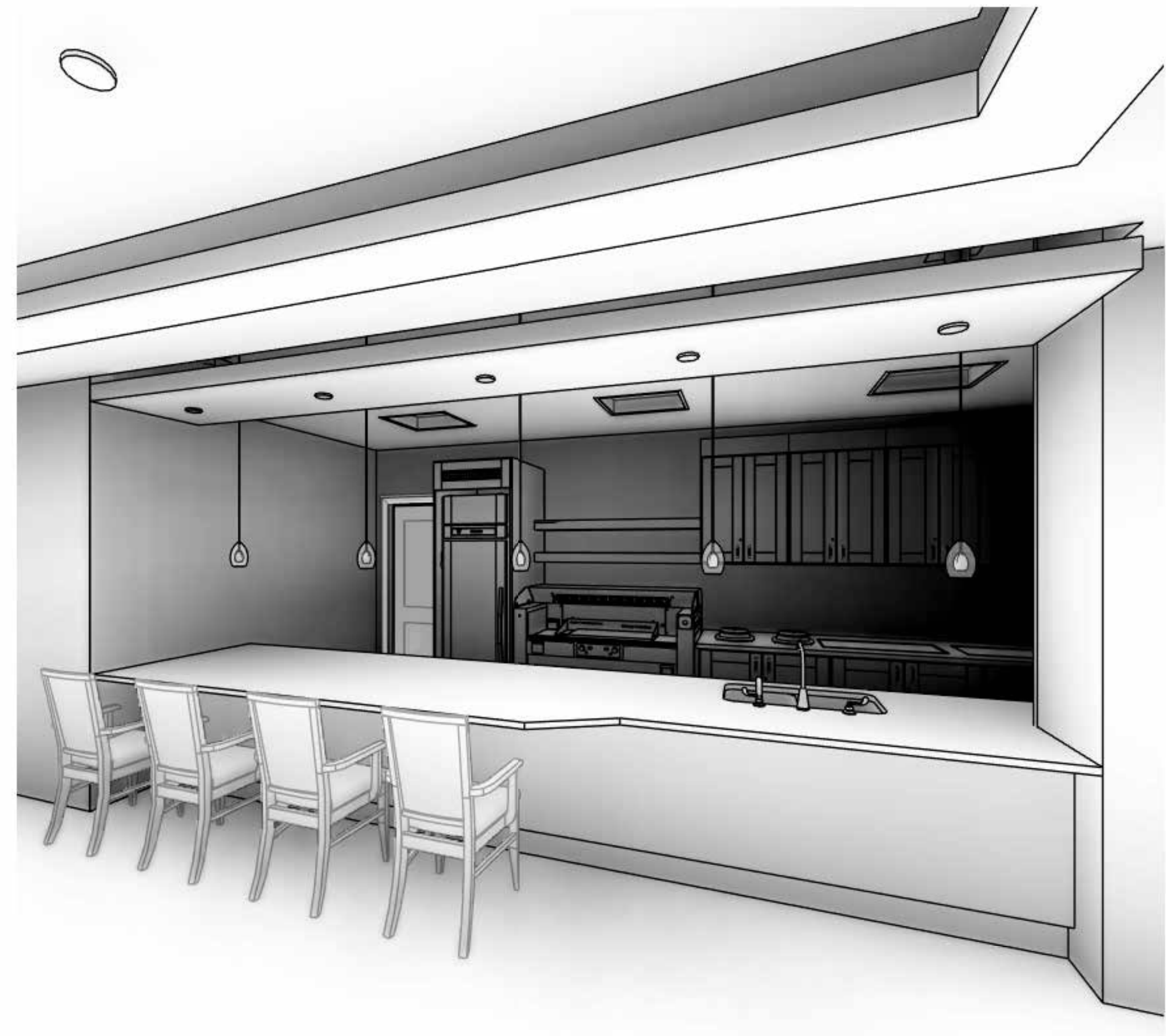
FOOD SERVICE EQUIPMENT		FOOD SERVICE CONTRACTOR SPEC SECTION 11 40 00		ELECTRICAL CONTRACTOR SPEC SECTION 26 00 00		PLUMBING CONTRACTOR SPEC SECTION 22 00 00		MECHANICAL CONTRACTOR SPEC SECTION 23 00 00		GENERAL CONTRACTOR SPEC SECTION 01 00 00		BY OWNER	
ACTIVITY		FURNISH	INSTALL	FURNISH	INSTALL	FURNISH	INSTALL	FURNISH	INSTALL	FURNISH	INSTALL	FURNISH	INSTALL
FURNISH OF SPECIFIED EQUIPMENT (UNLESS OTHERWISE NOTED, I.E. BY OWNER, BY VENDOR, ETC.,...)		X	X							X	X		
INSTALLATION - DELIVER, UNCRATE AND SET IN PLACE EQUIPMENT		X	X										
ALL FLOOR, WALL, ROOF PENETRATIONS, SLEEVING AND FIREPROOFING / INSULATING / RESEALING NECESSARY FOR THE PERFORMANCE OF YOUR WORK.													
START-UP, TESTING AND CALIBRATING EQUIPMENT		X	X										
OWNER TRAINING OF EQUIPMENT - VIDEO TAPING NOT INCLUDED		X	X										
DEMOLITION OF KITCHEN EQUIPMENT (IF REQUIRED - PROVIDE ADDITIONAL QUOTE)		X	X										
REFURBISHING OF KITCHEN EQUIPMENT (IF REQUIRED - PROVIDE ADDITIONAL QUOTE)		X	X										
MODIFICATION OF KITCHEN EQUIPMENT (IF REQUIRED - PROVIDE ADDITIONAL QUOTE)		X	X										
SNEEZE GUARDS, FURNISHED BY FSEC, INSTALLED BY MWC		X	X										
TRIM AND SEAL FOODSERVICE EQUIPMENT		X	X										
LIQUOR DISPENSING & BEER SYSTEM (IF REQUIRED)		X	X										
PROVIDE WARRANTY LETTER AND CERTIFICATION		X	X										
PROVIDE SERVICE AGENCY LISTING AND EQUIPMENT CATALOGUE RECORD		X	X										
FOOD SERVICE GRADE MILLWORK		FOOD SERVICE CONTRACTOR SPEC SECTION 11 40 00		ELECTRICAL CONTRACTOR SPEC SECTION 26 00 00		PLUMBING CONTRACTOR SPEC SECTION 22 00 00		MECHANICAL CONTRACTOR SPEC SECTION 23 00 00		GENERAL CONTRACTOR SPEC SECTION 01 00 00		BY OWNER	
ACTIVITY		FURNISH	INSTALL	FURNISH	INSTALL	FURNISH	INSTALL	FURNISH	INSTALL	FURNISH	INSTALL	FURNISH	INSTALL
MILLWORK CONTRACTOR IS A SUB TO FOOD SERVICE EQUIPMENT CONTRACTOR		X	X										
MILLWORK ASSOCIATED WITH FOOD SERVICE EQUIPMENT		X	X										
ENGINEERED STONE ASSOCIATED WITH FOOD SERVICE EQUIPMENT		X	X										
MILLWORK SHOP DRAWINGS, CAD / BIM LEVEL		X	X										
PRE-FIT AND INSTALL DROP-INS AT FACTORY		X	X										
PROVIDE GROMMETS AND HOLES FOR COUNTERTOP EQUIPMENT		X	X										
SEAL ALL EXPOSED RAW WOOD SURFACES AND TRIM / SEAL / CAULK MILLWORK TO WALLS		X	X										
ALL APRON MOUNTED RECEPTACLES AND SWITCHES IN PRE-WIRED MILLWORK		X	X										
TILE WORK ON MILLWORK ACCENTS - MATCH SAME BATCHES WITH FLOORING CONTRACTOR		X	X										
LED LIGHTING IN MILLWORK COUNTERS		X	X										
LED LIGHTING IN MILLWORK COUNTERS - WIRING AND LIGHT SWITCH				X	X								
LOAD CENTERS IN PRE-WIRED MILLWORK COUNTERS		X			X								
ELECTRICAL		FOOD SERVICE CONTRACTOR SPEC SECTION 11 40 00		ELECTRICAL CONTRACTOR SPEC SECTION 26 00 00		PLUMBING CONTRACTOR SPEC SECTION 22 00 00		MECHANICAL CONTRACTOR SPEC SECTION 23 00 00		GENERAL CONTRACTOR SPEC SECTION 01 00 00		BY OWNER	
ACTIVITY		FURNISH	INSTALL	FURNISH	INSTALL	FURNISH	INSTALL	FURNISH	INSTALL	FURNISH	INSTALL	FURNISH	INSTALL
ALL FINAL ELECTRICAL CONNECTIONS TO EQUIPMENT FROM BUILDING SERVICES				X	X								
ALL CONTROL WIRING				X	X								
INTERWIRING COMPLETE FOR SERVING COUNTERS				X	X								
ELECTRICAL SAFETY DISCONNECTS AS REQUIRED				X	X								
ELECTRICAL LOAD CENTERS AND / OR PANELBOARDS PER BID DOCUMENTS				X	X								
ALL WALL MOUNTED ELECTRICAL RECEPTACLES				X	X								
PROVIDE ALL DCR'S SHOWN ON FOOD SERVICE ROUGH-IN DRAWINGS.				X	X								
WIRE PROVIDED TABLE LIMIT SWITCH IN CLEAN DISH TABLE.				X	X								
LOW VOLTAGE DATA WIRING FROM POS TO MANAGER'S OFFICE AND DIGITAL MENU BOARDS.				X	X								
LOW VOLTAGE WIRING OF ALARM SYSTEMS TO BUILDING SYSTEM.				X	X								
INTERCONNECTIONS OF ELECTRICAL FEEDS WITHIN FOOD SERVICE EQUIPMENT THAT WERE DISCONNECTED FOR SHIPPING PURPOSES		X	X										
PLUMBING		FOOD SERVICE CONTRACTOR SPEC SECTION 11 40 00		ELECTRICAL CONTRACTOR SPEC SECTION 26 00 00		PLUMBING CONTRACTOR SPEC SECTION 22 00 00		MECHANICAL CONTRACTOR SPEC SECTION 23 00 00		GENERAL CONTRACTOR SPEC SECTION 01 00 00		BY OWNER	
ACTIVITY		FURNISH	INSTALL	FURNISH	INSTALL	FURNISH	INSTALL	FURNISH	INSTALL	FURNISH	INSTALL	FURNISH	INSTALL
INTERCONNECTIONS OF PLUMBING FEEDS WITHIN FOOD SERVICE EQUIPMENT THAT WERE DISCONNECTED FOR SHIPPING PURPOSES		X	X										
ALL FINAL PLUMBING CONNECTIONS TO EQUIPMENT FROM BUILDING SERVICES						X	X						
INDIRECT WASTE LINES EXTENDED FROM INTERCONNECTED EQUIPMENT TO DRAIN LOCATIONS						X	X						
HAND SINKS - AS NOTED ON FOOD SERVICE DOCUMENTS		X					X						
SINK FAUCETS / PRE-RINSE SPRAY ASSEMBLIES		X					X						
OVERFLOWS		X					X						
LEVER WASTE FITTINGS		X					X						
PROVIDE ALL PLUMBING MATERIALS INCLUDING PIPE, TRAPS, STOPS, VALVES, GAUGES, UNIONS AND INSULATION						X	X						
FLEXIBLE QUICK DISCONNECT GAS HOSES FOR MOBILE EQUIPMENT		X					X						
FLEXIBLE QUICK DISCONNECT WATER HOSES FOR MOBILE EQUIPMENT		X					X						
APPLIANCE GAS PRESSURE REGULATOR FOR MAIN FEED TO EQUIPMENT		X					X						
BACKFLOW PREVENTERS						X	X						
BEVERAGE 6" PVC RACEWAY AND CONDUITS (IF REQUIRED)						X	X						
PROVIDE 3-INCH PVC REFRIGERATION PIPING RACEWAY AND CONDUITS						X	X						
FLOOR SINKS, AREA FLOOR DRAINS & STAND PIPES - 700 SERIES TAGS ON EQUIPMENT SCHEDULE						X	X						
FLOOR TROUGHS - CONNECTIONS		X					X						
FLOOR TROUGHS - GROUTING AND BACKFILL		X								X			
PROVIDE ALL GREASE INTERCEPTORS AND GREASE TRAPS						X	X						

FIRE SUPPRESSION SYSTEMS		FOOD SERVICE CONTRACTOR SPEC SECTION 11 40 00		ELECTRICAL CONTRACTOR SPEC SECTION 26 00 00		PLUMBING CONTRACTOR SPEC SECTION 22 00 00		MECHANICAL CONTRACTOR SPEC SECTION 23 00 00		GENERAL CONTRACTOR SPEC SECTION 01 00 00		BY OWNER	
ACTIVITY		FURNISH	INSTALL	FURNISH	INSTALL	FURNISH	INSTALL	FURNISH	INSTALL	FURNISH	INSTALL	FURNISH	INSTALL
COMPLETE FIRE PROTECTION SYSTEM, ANSUL / RANGE GUARD		X	X										
FIRE PROTECTION CONTRACTOR IS A SUB TO FOOD SERVICE EQUIPMENT CONTRACTOR		X	X										
TANKS AND CONTROL HEADS		X	X										
PERMIT, TESTING, CERTIFICATION		X	X										
CHEMICAL PIPING FROM HOOD TO OTTOMAN		X	X										
GAS SHUT-OFF VALVE		X					X						
RESETS FOR ELECTRICAL GAS VALVE (WHEN SPECIFIED)		X			X								
N.O. / N.C. CONTRACTORS FOR FAN SEQUENCING AND / OR FIRE ALARM INTERFACE (CONTRACTORS SUPPLIED AS PART OF OTTOMAN ONLY)		X	X										
ALL ELECTRICAL WIRING AS REQUIRED TO INTERCONNECT OTTOMAN, GAS SHUT-OFF VALVES, RESETS, BUILDING ALARMS, SHUNT TRIP CIRCUITS, FAN CONTROLS / SEQUENCING AS REQUIRED					X	X							
SHUNT TRIP BREAKERS					X	X							
GARBAGE DISPOSERS		FOOD SERVICE CONTRACTOR SPEC SECTION 11 40 00		ELECTRICAL CONTRACTOR SPEC SECTION 26 00 00		PLUMBING CONTRACTOR SPEC SECTION 22 00 00		MECHANICAL CONTRACTOR SPEC SECTION 23 00 00		GENERAL CONTRACTOR SPEC SECTION 01 00 00		BY OWNER	
ACTIVITY		FURNISH	INSTALL	FURNISH	INSTALL	FURNISH	INSTALL	FURNISH	INSTALL	FURNISH	INSTALL	FURNISH	INSTALL
DISPOSER, SUPPLY & INSTALL - SEE DETAIL MEP-104		X	X										
CONTROL PANEL		X			X								
INTERWIRE PANEL TO DISPOSER					X	X							
INTERWIRE FROM PANEL TO SOLENOID					X	X							
ELECTRICAL DISCONNECT (IF REQUIRED)					X	X							
WATER CONNECTION TO DISPOSER							X	X					
FLOW CONTROL VALVE		X						X					
SOLENOID & VACUUM BREAKER		X							X				
WASTE CONNECTIONS AT DISPOSER							X	X					
REMOTE FILTER SYSTEMS		FOOD SERVICE CONTRACTOR SPEC SECTION 11 40 00		ELECTRICAL CONTRACTOR SPEC SECTION 26 00 00		PLUMBING CONTRACTOR SPEC SECTION 22 00 00		MECHANICAL CONTRACTOR SPEC SECTION 23 00 00		GENERAL CONTRACTOR SPEC SECTION 01 00 00		BY OWNER	
ACTIVITY		FURNISH	INSTALL	FURNISH	INSTALL	FURNISH	INSTALL	FURNISH	INSTALL	FURNISH	INSTALL	FURNISH	INSTALL
FILTER HEAD AND CARTRIDGES		X					X						
WATER SUPPLY TO FILTER SYSTEM							X	X					
INTERPIPING FROM FILTER SYSTEM TO INDIVIDUAL POINTS OF USE							X	X					
FINAL UTILITY CONNECTION TO EQUIPMENT CONNECTED TO FILTER SYSTEM							X	X					
FINISHES		FOOD SERVICE CONTRACTOR SPEC SECTION 11 40 00		ELECTRICAL CONTRACTOR SPEC SECTION 26 00 00		PLUMBING CONTRACTOR SPEC SECTION 22 00 00		MECHANICAL CONTRACTOR SPEC SECTION 23 00 00		GENERAL CONTRACTOR SPEC SECTION 01 00 00		BY OWNER	
ACTIVITY		FURNISH	INSTALL	FURNISH	INSTALL	FURNISH	INSTALL	FURNISH	INSTALL	FURNISH	INSTALL	FURNISH	INSTALL
FRP (WALL PANELS)										X	X		
FINISHED FLOORS, WALLS, AND CEILINGS, BUILDING TILE WORK										X	X		
WALL REPAIRS (IF REQUIRED)										X	X		
BUMPER RAILS AND CORNER GUARDS UNLESS SPECIFIED										X	X		
STAINLESS STEEL WALL PANELS		X	X										
WALK-IN REFRIGERATION FINISHED FLOOR (WHEN RECESSED SLAB BOX)										X	X		
MISCELLANEOUS		FOOD SERVICE CONTRACTOR SPEC SECTION 11 40 00		ELECTRICAL CONTRACTOR SPEC SECTION 26 00 00		PLUMBING CONTRACTOR SPEC SECTION 22 00 00		MECHANICAL CONTRACTOR SPEC SECTION 23 00 00		GENERAL CONTRACTOR SPEC SECTION 01 00 00		BY OWNER	
ACTIVITY		FURNISH	INSTALL	FURNISH	INSTALL	FURNISH	INSTALL	FURNISH	INSTALL	FURNISH	INSTALL	FURNISH	INSTALL
HOISTING										X			
BUILDING ACCESS FOR LARGE ITEMS - COORDINATE AHEAD OF TIME										X			
WALL BLOCKING										X	X		
TRENCHING										X	X		
DUMPSTERS										X			
REMOVAL OF PACKAGING MATERIAL FROM FOOD SERVICE EQUIPMENT / MILLWORK		X	X										
WATER PROOFING										X	X		
OWNER & VENDOR		FOOD SERVICE CONTRACTOR SPEC SECTION 11 40 00		ELECTRICAL CONTRACTOR SPEC SECTION 26 00 00		PLUMBING CONTRACTOR SPEC SECTION 22 00 00		MECHANICAL CONTRACTOR SPEC SECTION 23 00 00		GENERAL CONTRACTOR SPEC SECTION 01 00 00		BY OWNER	
ACTIVITY		FURNISH	INSTALL	FURNISH	INSTALL	FURNISH	INSTALL	FURNISH	INSTALL	FURNISH	INSTALL	FURNISH	INSTALL
ALL VENDOR PROVIDED ITEMS - 300 SERIES ITEM NUMBERS IN THE SCHEDULE												X	X
BULK CO2 SYSTEM - BAG-IN-BOX (IF REQUIRED)												X	X
PAPER TOWEL AND SOAP DISPENSERS - 300 SERIES ITEM NUMBERS IN THE SCHEDULE												X	X
POS - POINT OF SALE SYSTEM - 500 NUMBERS IN THE SCHEDULE												X	X
SOUND SYSTEM												X	X
SECURITY SYSTEM												X	X
TELEPHONE SYSTEM												X	X
SAFE												X	X
GARBAGE / RECYCLING BINS - 500 SERIES ITEM NUMBERS IN THE SCHEDULE												X	X
COORDINATION & INSPECTIONS		FOOD SERVICE CONTRACTOR SPEC SECTION 11 40 00		ELECTRICAL CONTRACTOR SPEC SECTION 26 00 00		PLUMBING CONTRACTOR SPEC SECTION 22 00 00		MECHANICAL CONTRACTOR SPEC SECTION 23 00 00		GENERAL CONTRACTOR SPEC SECTION 01 00 00		BY OWNER	
ACTIVITY		FURNISH	INSTALL	FURNISH	INSTALL	FURNISH	INSTALL	FURNISH	INSTALL	FURNISH	INSTALL	FURNISH	INSTALL
PROJECT COORDINATION		X	X	X	X	X	X	X	X	X	X	X	X
HOST DISCIPLINE COORDINATION MEETING AND DEVELOP "DISCIPLINE COORDINATION SHEET"		X	X										
COORDINATE THE SEQUENCING OF ALL EQUIPMENT (HOODS, CEILINGS, BOXES, FLOORING, ETC.)										X	X		
FLOOR, CEILING AND WALL PROTECTION DURING EQUIPMENT INSTALLATION										X	X		
PERMITS (HEALTH DEPARTMENT)												X	X
HEALTH DEPARTMENT INSPECTION WALK THROUGH		X											
COORDINATION OF INSPECTIONS FOR FOOD SERVICE AREAS		X	X										
TESTING, START-UP & DEMONSTRATION OF KITCHEN EQUIPMENT		X	X										
CONSTRUCTION SCHEDULE										X	X		
ROUGH-IN DRAWINGS, ELECTRIC / PLUMBING		X											
ROUGH-IN HEIGHT AND LOCATIONS - TO BE SHOWN IN FSEC SUBMITTAL DRAWINGS		X			X								
SHOP DRAWINGS FOR ALL CUSTOM FABRICATION ITEMS (WALK-IN BOXES, HOODS, STAINLESS, SNEEZEGUARDS, MILLWORK, ETC.)		X	X										
BIM / REVIT PLANS AND COORDINATION		X	X										
CRITICAL DIMENSIONS AND HOLD TO DIMENSIONS - PROVIDE TO FSEC										X			

Autodesk Docs://WCR - Stage 2 - MC\_AL\_ILU/LifespaceWaterford\_MC-AL\_R24\_V1.rvt



1 FIRST FLOOR - EQUIPMENT PLAN  
1/4" = 1'-0"



2 MC KITCHEN, PERSPECTIVE  
NTS

TAG LEGEND	
FS2	KEYNOTE TAG
100	EQUIPMENT TAG
PL-01	MATERIAL TAG

EQUIPMENT NUMBERING KEY			
#	GROUP (AS APPLIES)	SERIES	CATEGORY
1H	MC KITCHEN	100	NEW (IFSC BASE SCOPE)
1P	MC PANTRY	200	EXISTING (EXISTING MATERIALS)
2H	AL KITCHEN	300	BY OTHERS (VENDOR GC, MECL)
2P	AL PANTRY	400	MILLWORK (IFSC BASE SCOPE)
		500	SMALLWARES (TRASH, PAPER, VESSELS)
		600	ELECTRICAL (COW, RECEPTACLES, GFCI LIGHTING)
		700	PLUMBING (JET-DIP SHAW, AREA FLOOR DRAINAGE)
		800	SIGNAGE (BRANDING, DIGITAL, SCREENS)
AREA (AS APPLIES)		1E100	
GROUP (AS APPLIES)			CATEGORY

NO.	DATE	DESCRIPTION
08/22/25	DESIGN DEVELOPMENT	
04/07/25	SCHEMATIC DESIGN	

# LIFESPACE THE WATERFORD DINING RENOVATION

601 UNIVERSE BOULEVARD, JUNO BEACH, FL - 33408

**SCOPOS**  
hospitality group  
300 W. Chestnut St, Suite 201,  
Ephrata, PA 17522  
717-733-5810  
scoposhospitalitygroup.com

**THW**  
DESIGN

COPYRIGHT ©  
THOMPSON HANCOCK WITTE &  
ASSOCIATES, INC.

2100 RiverEdge Parkway  
Suite 900  
Atlanta, GA 30328

2632 Broadway Street  
Suite 201, South Building  
San Antonio, TX 78215

PH: 770 916 2220  
FAX: 770 916 2299

[www.thw.com](http://www.thw.com)

DESIGN  
DEVELOPMENT

Project No.:  
Date: 08/22/2025

FIRST FLOOR  
EQUIPMENT  
PLAN

QF-B120

	08/22/25	DESIGN DEVELOPMENT
	04/07/25	SCHEMATIC DESIGN
NO.	DATE	DESCRIPTION

LIFESPACE THE WATERFORD DINING  
RENOVATION  
601 UNIVERSE BOULEVARD, JUNO BEACH, FL - 33408



COPYRIGHT ©  
THOMPSON HANCOCK WITTE &  
ASSOCIATES, INC.

2100 RiverEdge Parkway  
Suite 900  
Atlanta, GA 30328

2632 Broadway Street  
Suite 201, South Building  
San Antonio, TX 78215

PH: 770 916 2220  
FAX: 770 916 2200

**www.thw.com**

## DESIGN DEVELOPMENT

Project No.:  
Date: 08/22/2025

## FIRST FLOOR EQUIPMENT SCHEDULE

# QF-B130

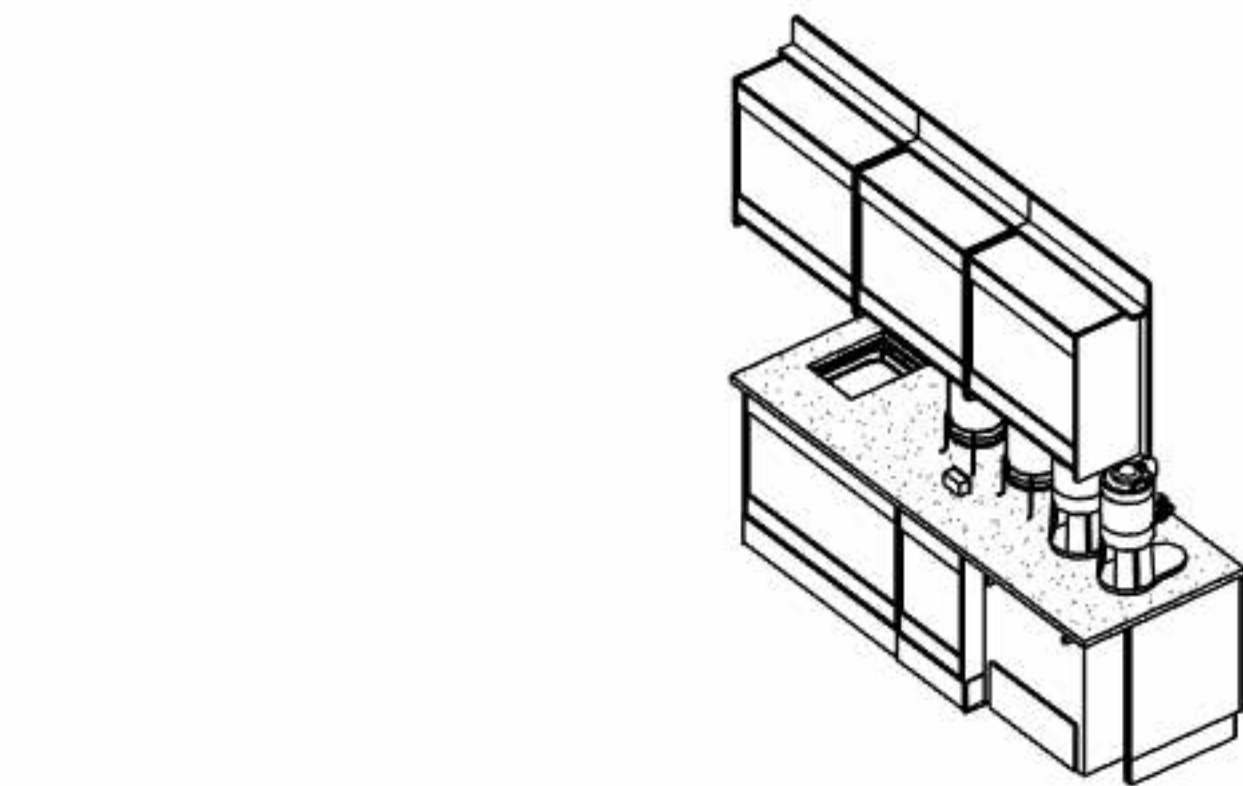
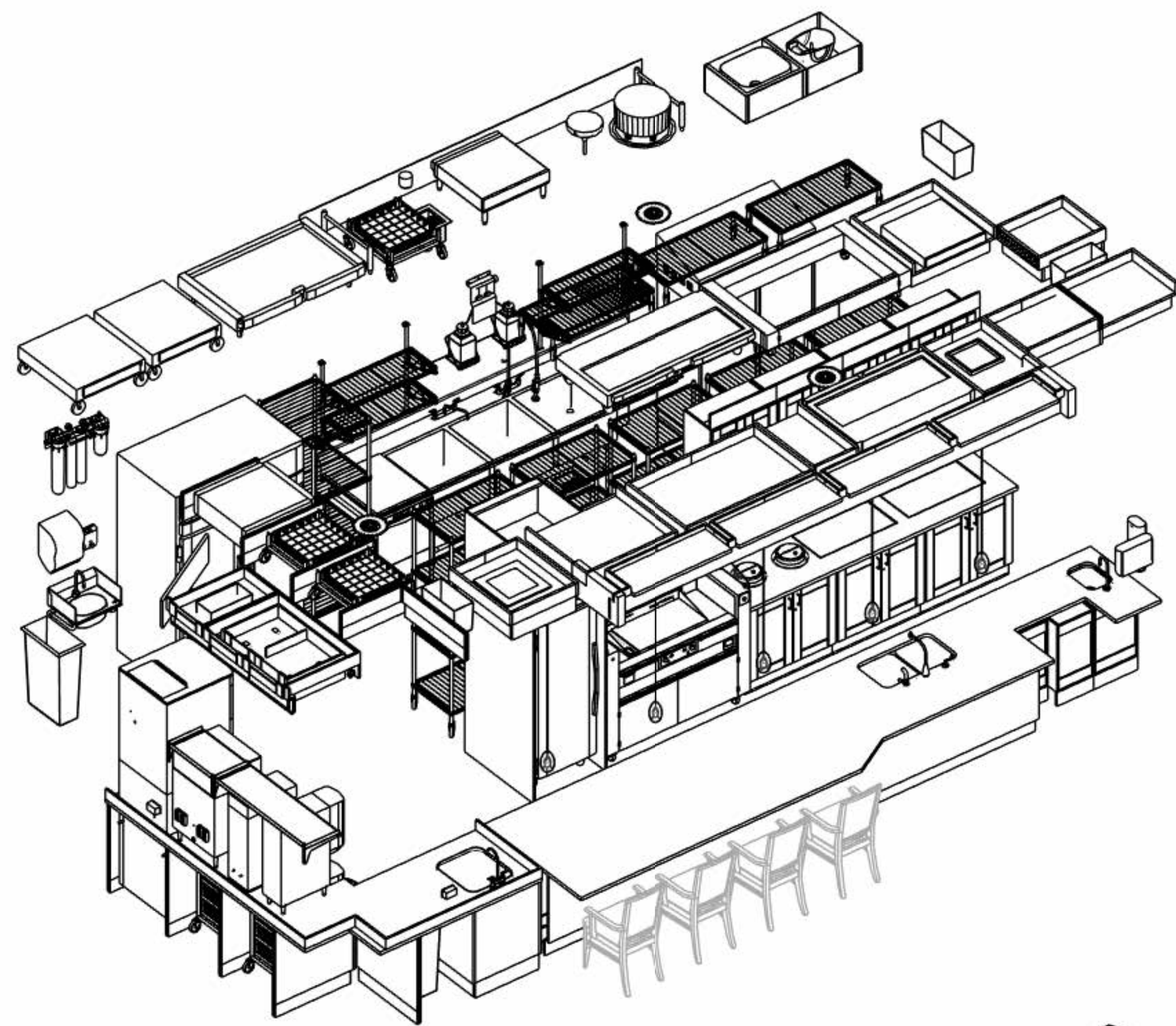
MC KITCHEN EQUIPMENT UTILITY SCHEDULE																	
NOTE: THESE DRAWINGS SHOULD NOT BE USED FOR PRICING EQUIPMENT WITHOUT ITA000 WRITTEN SPECIFICATIONS WHICH WOULD COVER ALL ACCESSORIES, OPTIONS, FEATURES, AND CONSTRUCTION REQUIREMENTS FOR CUSTOM FABRICATION. REFER TO SPECIFICATIONS FOR COMPLETE PROJECT SCOPE REQUIREMENTS AND ACCEPTABLE ALTERNATES.																	
ITEM #	QTY	DESCRIPTION	MANUFACTURER	MODEL	EQUIPMENT REMARKS	VOLTS	PH	AMPS	WATTS	HP	DIRECT CONN	WATER SIZE	WASTE SIZE	GAS SIZE	INPUT	REMARKS	ITEM #
1H100	1	Refrigerator, Reach-In	Victory	RS-1D-S1-HC	New	120	1	6.5	780	1/3	No						1H100
1H101	1	Hand Sink, Undermount	Eagle Group	SRI10-14-S-1	New								1 1/2"				1H101
1H101.1	1	Faucet, Electronic Eye	T&S Brass	EO-310D-HG	New							1/2"	1/2"				1H101.1
1H101.2	1	Paper Towel Dispenser, Surface Mounted	Bradley	2B1-110000	New												1H101.2
1H101.3	1	Soap Dispenser, Surface Mounted	Bradley	6B1-119300	New												1H101.3
1H102	1	Exhibition Style Cooking Station	Spring USA	MCS-59-FPS-SP251G	New	208	1	3.8	5000		No						1H102
1H103	2	7 qt. Induction Rehearmalizer, Drop-In	Vollrath	747D1D	New	120	1	6.7	800	No							1H103
1H104	2	Induction Warmer, Drop-In	Garland	HCHN1500	New	120	1	12	1500	Yes							1H104
1H105	1	Warmer, Drawer Type	Alto-Shaam	500-1D	New	120	1	5.3	640	No							1H105
1H106	1	Spare Number	Spare		Spare												1H106
1H107	1	Freezer, Undercounter	Victory	VUF2ZHC-2	New	120	1	2.5	300	1/4	No						1H107
1H108	1	Drop-In Silverware Basket	Stellar Sil	EI-BSKSC-S5	New												1H108
1H109	1	Self-Leveling Plate Dispenser, Heated	Defield	DIS-1013-ET-MOD	New	120	1	5.5	700		No						1H109
1H110	1	Refrigerator, Undercounter	Victory	VUR27HC	New	120	1	2	240	1/10	No						1H110
1H111	1	Mobile Bussing Cart	Kaliber	BC-3235	New												1H111
1H112	1	Heat Lamp	Hatco	GRAH-48	New	120	1	9.17	1100		No						1H112
1H300	1	Prep Sink, Two Bowl	Kohler	K-1171-HCF	By GC							3/8"	3/8"			By GC, Verify Utility Requirements	1H300
1H300.1	1	Faucet, Pantry Type	Kohler	K-7779-K	By GC											By GC, Verify Utility Requirements	1H300.1
1H301	2	Coffee Server, Insulated	Bunn	42750.0200	By Vendor												1H301
1H400	1	Refrigerator Surround, Millwork	CraftPoint Concepts		Custom												1H400
1H401	1	Back Counter, Millwork	CraftPoint Concepts		Custom												1H401
1H401.1	1	Wall Cabinets, Millwork	CraftPoint Concepts		Custom												1H401.1
1H401.2	1	Lights, LED	CraftPoint Concepts		Millwork	120	1	5	600		Yes						1H401.2
1H402	1	Spare Number	Spare		Spare												1H402
1H403	1	Front Counter, Millwork	CraftPoint Concepts		Custom												1H403
1H403.1	1	Utensil Dispenser, Single	CraftPoint Concepts		Custom												1H403.1
1H403.2	1	Pull-Out Waste Basket, Single	Rev-A-Sheif	RV-35	Millwork												1H403.2
1H403.3	1	Glove Box Dispenser, Single	CraftPoint Concepts		Custom												1H403.3
1H403.4	1	Plate Pull-Out Drawer	CraftPoint Concepts		Custom												1H403.4
1H403.5	3	Corner Guards, S/S	CraftPoint Concepts		Millwork												1H403.5
1H404	1	Bussing Counter, Millwork	CraftPoint Concepts		Custom												1H404
1H404.1	1	Pull-Out Waste Basket, Double	Rev-A-Sheif	RV-35	Millwork												1H404.1
1H404.2	1	Wall Cabinets, Millwork	CraftPoint Concepts		Custom												1H404.2
1H404.3	1	Lights, LED	CraftPoint Concepts		Custom	120	1	5	600		Yes						1H404.3
1H404.4	2	Corner Guards, S/S	CraftPoint Concepts		Custom												1H404.4
1H405	1	Wall Shelf, Millwork	CraftPoint Concepts		Custom												1H405
1H405.1	1	Lights, LED	CraftPoint Concepts		Custom	120	1	5	600		Yes						1H405.1
1H500	1	Trash Bin, Slim Jim	Smallwares		Smallwares												1H500
1H501	2	Glass Beverage Dispenser with Infusion Chamber	Cal-Mil	1580-2INF-74	Smallwares												1H501
1H502	1	Additional Smallwares & Accessories	Smallwares		Smallwares												1H502
1H600	1	Decorative Lamps	By EC		By EC	120	1	15	1800		Yes					By EC, Verify Utility Requirements	1H600
1H601	4	Decorative Lamps	By EC		By EC	120	1	15	1800		Yes					By EC, Verify Utility Requirements	1H601
1H700	1	Floor Sink	By PC		By PC									4"		Floor Sink, Provided/Installed By PC	1H700
1H701	1	Area Floor Drain	By PC		By PC									2"		Area Floor Drain, Provided/Installed By PC	1H701
1P100	1	Wall Station, S/S	Eagle Group		Custom												1P100
1P100.1	1	Prep Sink, Weld-In	E24		New							1/2"	1/2"	1 1/2"			1P100.1
1P100.2	1	Faucet, Pantry Type	T&S Brass	B-0325-CR-WH4	New							1/2"	1/2"				1P100.2
1P100.3	1	Snap-N-Slide Wall Shelves	Eagle Group	SWS1548-14/3	New												1P100.3
1P100.4	1	Snap-N-Slide Wall Shelves	Eagle Group	SWS1524-14/3	New												1P100.4
1P101	1	Undercounter Refrigerator	Victory	VUR27HC	New	120	1	2	240	1/10	No						1P101
1P102	1	Water Filter System, Combination Applications	Everpure	EV933042	New							3/4"		3/4"			1P102
1P103	2	Mobile Glass Rack	Eagle Group	YSCOPOS-GLASSRACK	New												1P103
1P104	1	Ice Machine & Dispenser, Nugget Style	Follett	E12C414A-S	New	230	1	5.5	800		No	3/8"		3/4"			1P104
1P105	1	Wall Mounted Hand Sink	Eagle Group	YSCOPOS-HSA-0001-00-LRS	New									1 1/2"			1P105
1P105.1	1	Electronic Faucet w/ Hydro-Generator	T&S Brass	EO-3101-HG	New							1/2"	1/2"				1P105.1
1P106	1	Spare Number	Spare		Spare												1P106
1P107	1	Double-Width Mop Sink Cabinet	Eagle Group	YSCOPOS-F116-VSCS-DL	New							1/2"		2"			1P107
1P107.1	1	Mop Sink Faucet	T&S Brass	B-2465	New							1/2"	1/2"				1P107.1
1P108	1	Three-Compartment Sink	Eagle Group	FN2472-3-14/3-MOD	New										1 1/2"		1P108
1P108.1	1	Pre-Rinse Faucet, Wall Mount	T&S Brass	B-0133-CR-VBJSK	New							1/2"	1/2"				1P108.1
1P108.2	1	Faucet, Add-On	T&S Brass	B-0156-CR	New												1P108.2
1P108.3	1	Wall Mount Mixing Faucet	T&S Brass	B-0231-CR	New							1/2"	1/2"				1P108.3
1P108.4	3	Waste Drain, Lever Valve	T&S Brass	B-3870	New										2"		1P108.4
1P109.5	2	Wire Shelf, Wall Mounted, Epoxy Coated, 2-Tier	Metro	606AK3	New												1P109.5
1P109	1	Dishwasher, Undercounter	Champion	UH330B	New	208	1	32	6656	1	No	1/2"		5/8"			1P109
1P109.1	1	Water Filter System, Warewashing	Everpure	EV979911	New							3/4"		3/4"			1P109.1
1P110	1	S/S Wall Flashing, Warewashing	Eagle Group		Custom												1P110
1P111	1	Spare Number	Spare		Spare												1P111
1P112	1	MetroMax Q Racks	Metro	LOT	New												1P112
1P113	1	Refrigerator, Reach-In	Victory	RS-2D-S1-HC	New	120	1	6.5	780	1/3	No						1P113
1P114	1	MetroMax Q Racks	Metro	LOT	New												1P114
1P300	1	Coffee Brewer	Bunn	34600.0000	By Vendor	120	1	27.5	6600		No	3/8"				By Vendor, Verify Utility Requirements	1P300
1P300.1	2	Coffee Brewer, Insulated	Bunn	32130.0000	By Vendor												1P300.1
1P301	1	Ice Brewer	Bunn	36700.0000	By Vendor	120	1	14.4	1730		No	1/4"				By Vendor, Verify Utility Requirements	1P301
1P301.1	1	Dispenser, Ice Tea/Ice Coffee	Bunn	34100.0000	By Vendor												1P301.1
1P302	1	Dispenser, Juice	Bunn	37900.0001	By Vendor	120	1	4.5	540		No	3/8"				By Vendor, Verify Utility Requirements	1P302
1P303	1	Chemical Dispensing - J-Fill Quattro Select Dispensing System	Diversey	03754220	By Vendor												1P303
1P304	1	Chemical Dispensing - J-Fill Sinkmate S/S Detergent Dispenser	Diversey	01224234	By Vendor												1P304
1P304.1	2	Chemical Dispensing - Product Basket	Diversey	1200872	By Vendor							1/2"				By Vendor, Verify Utility Requirements	1P304.1
1P500	1	Trash Bin, Slim Jim	Smallwares		Smallwares												1P500
1P501	6	Glass Rack	Smallwares		Smallwares												1P501
1P502	1	Towel/Soap Dispenser	Smallwares		Smallwares												1P502
1P503	1	Trash Bin, Slim Jim	Smallwares		Smallwares												1P503
1P504	1	Mop Bucket	Smallwares		Smallwares												1P504
1P600	5	Duplex Convenience Receptacle	By EC	By EC	By EC	120	1	15	1800		Yes					By EC, To Be Wired On Dedicated Circuit	1P600
1P700	1	Floor Sink	By PC	By PC	By PC									4"		Floor Sink, Provided/Installed By PC	1P700
1P701	1	Area Floor Drain	By PC	By PC	By PC									2"		Area Floor Drain, Provided/Installed By PC	1P701
1P702	1	Area Floor Drain	By PC	By PC	By PC									2"		Area Floor Drain, Provided/Installed By PC	1P702
1P703	1	Floor Sink	By PC	By PC	By PC									4"		Floor Sink, Provided/Installed By PC	1P703

## EQUIPMENT NUMBERING KEY

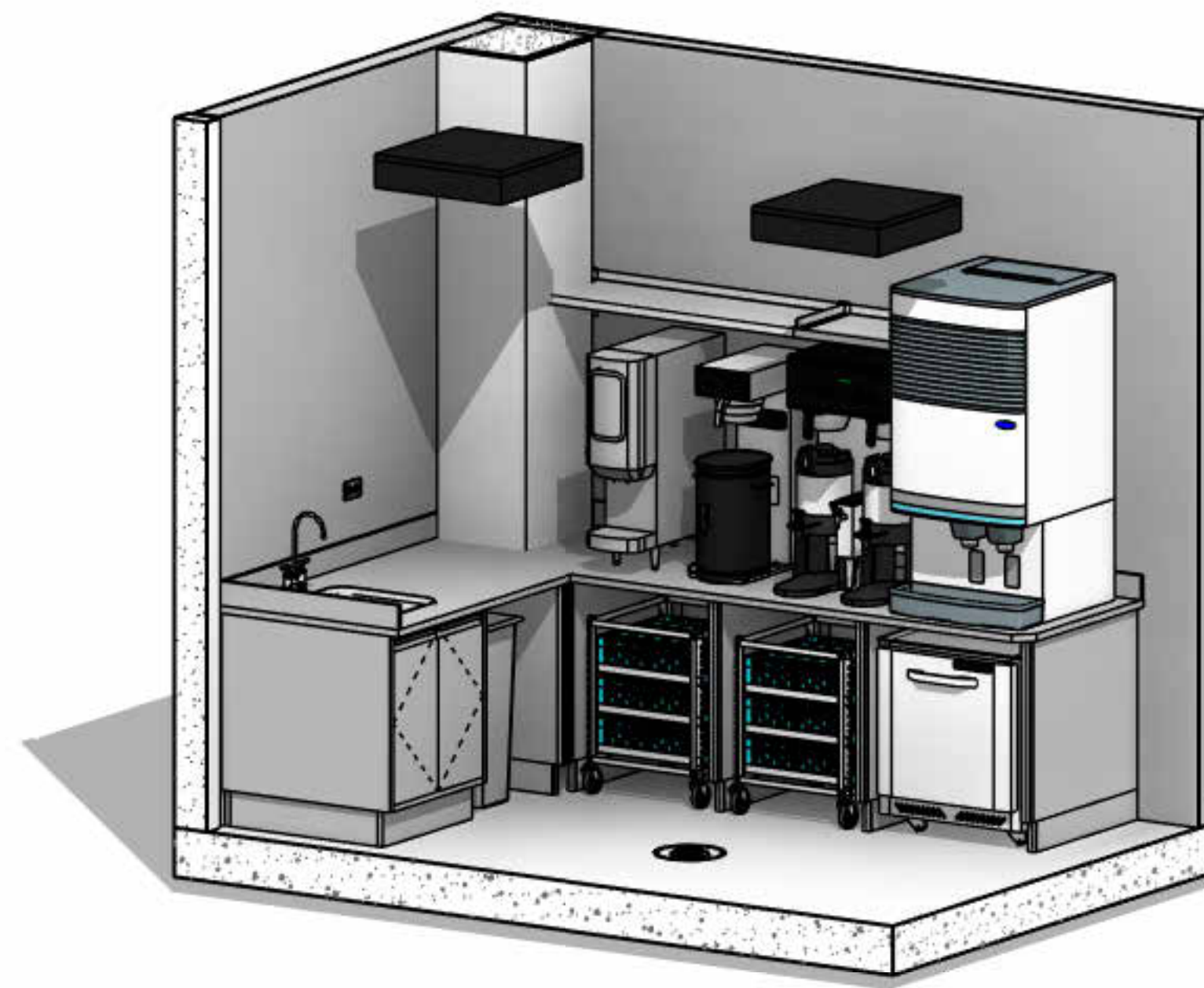
#	GROUP (AS APPLIES)	SERIES	CATEGORY
1H	MC KITCHEN	100	NEW (FISC BASE SCOPE)
1P	MC PANTRY	200	EXISTING (EXISTING FUTURE)
2H	AL KITCHEN	300	BY OTHERS (WINDON GIG MFG)
2P	AL PANTRY	400	MILLWORK (FISC BASE SCOPE)
		500	SMALLWARES (TRASH PAPER, VESSELS)
		600	ELECTRICAL (COWN, RECEPTACLES, DECOR LIGHTING)
		700	PLUMBING (FLOOR SINKS, AREA FLOOR DRAINS)
		800	SIGNAGE (BRANDING, DIGITAL, SCREENS)

AREA (AS APPLIES) → **1E100**

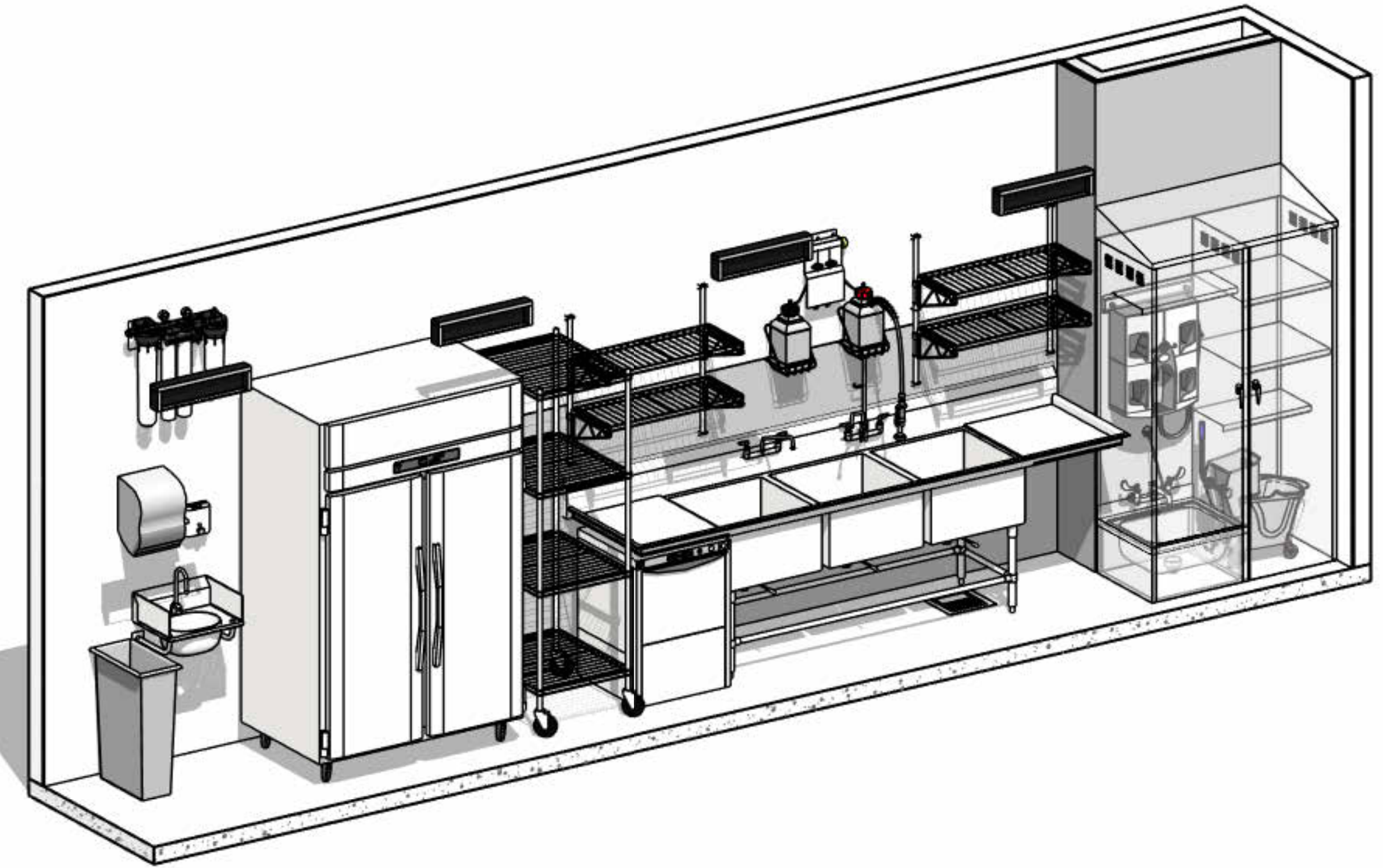
GROUP (AS APPLIES) → CATEGORY



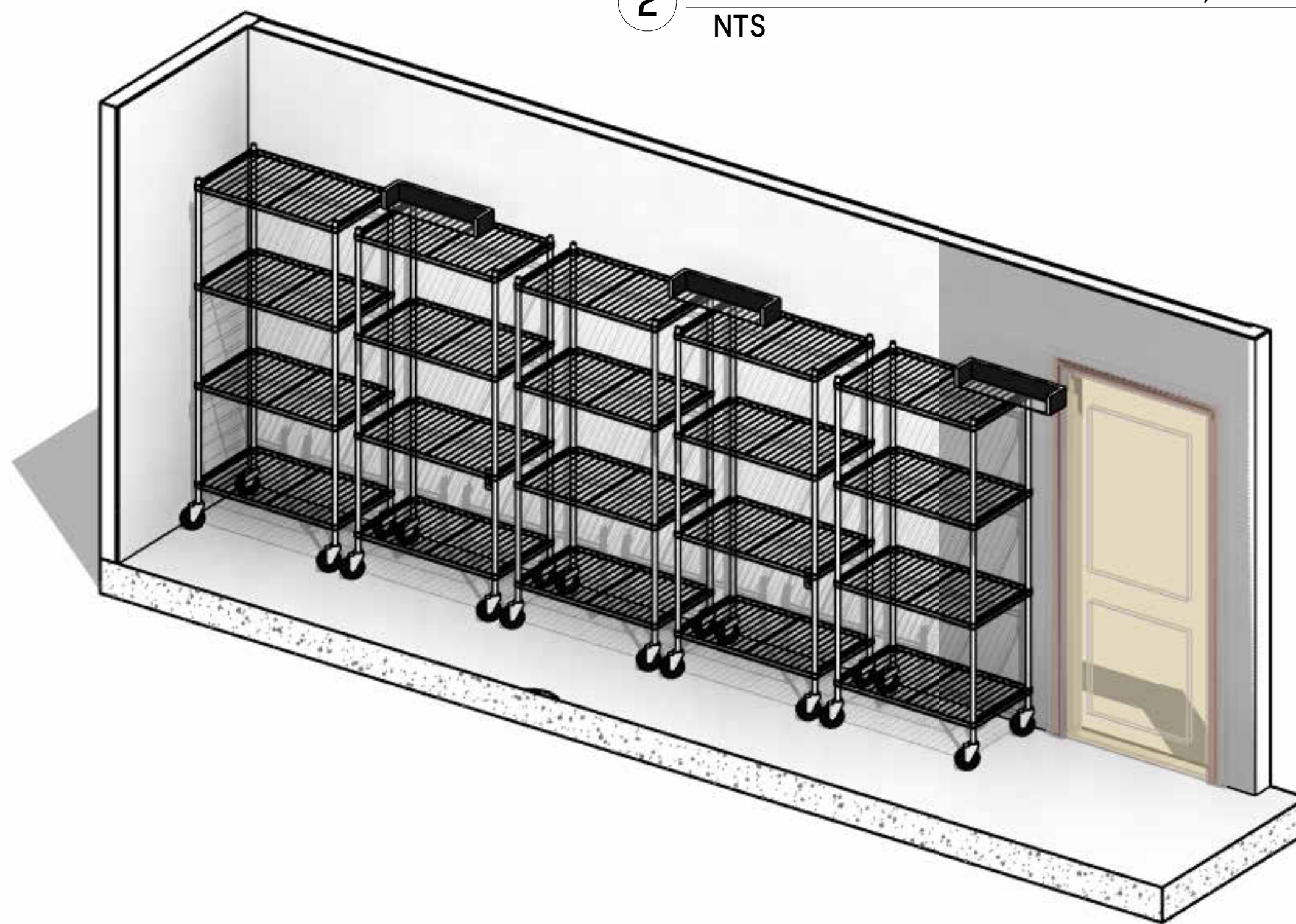
1 MC - BIRDSEYE  
NTS



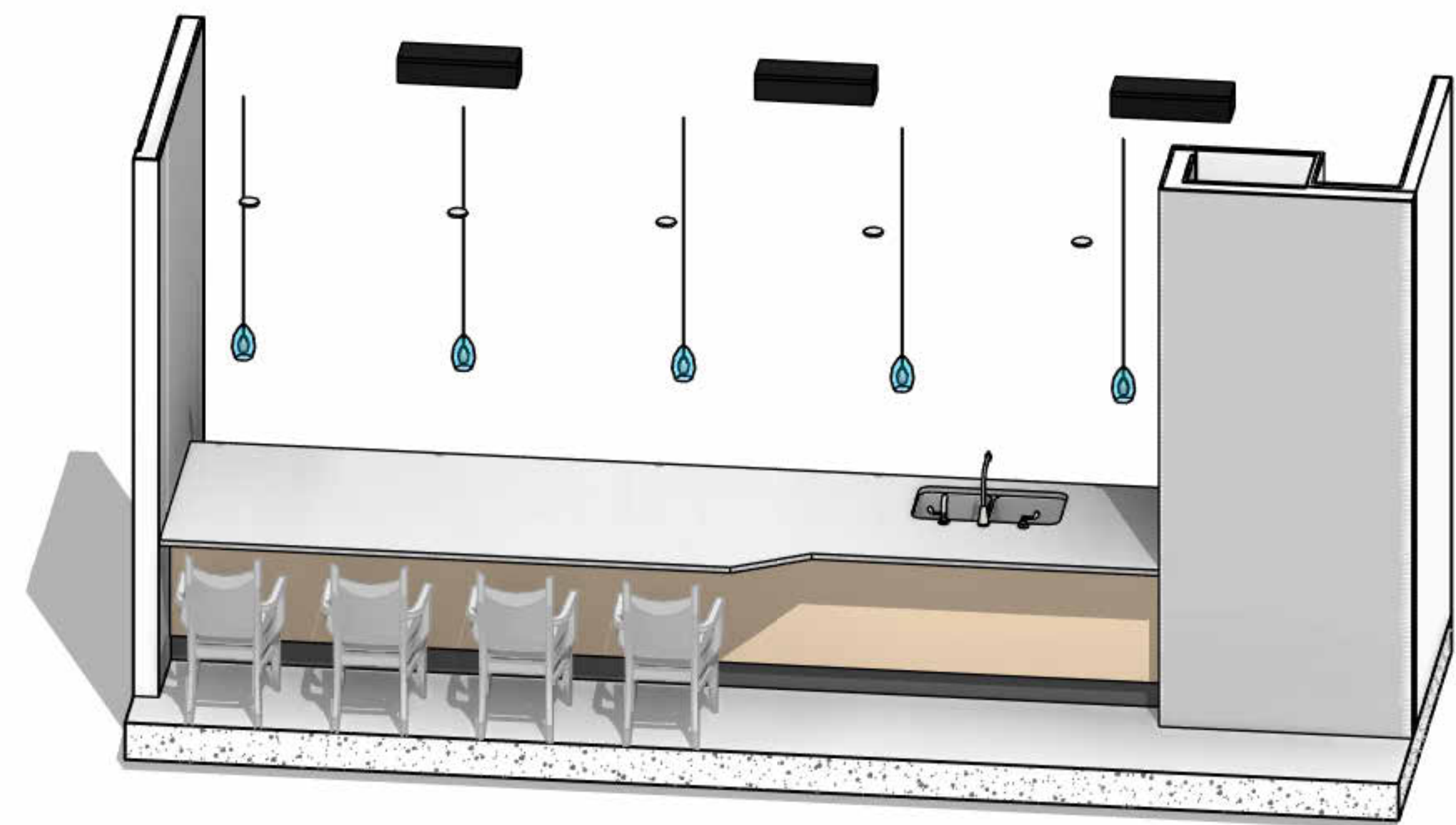
2 MC - BEVERAGE COUNTNER, 3D VIEW  
NTS



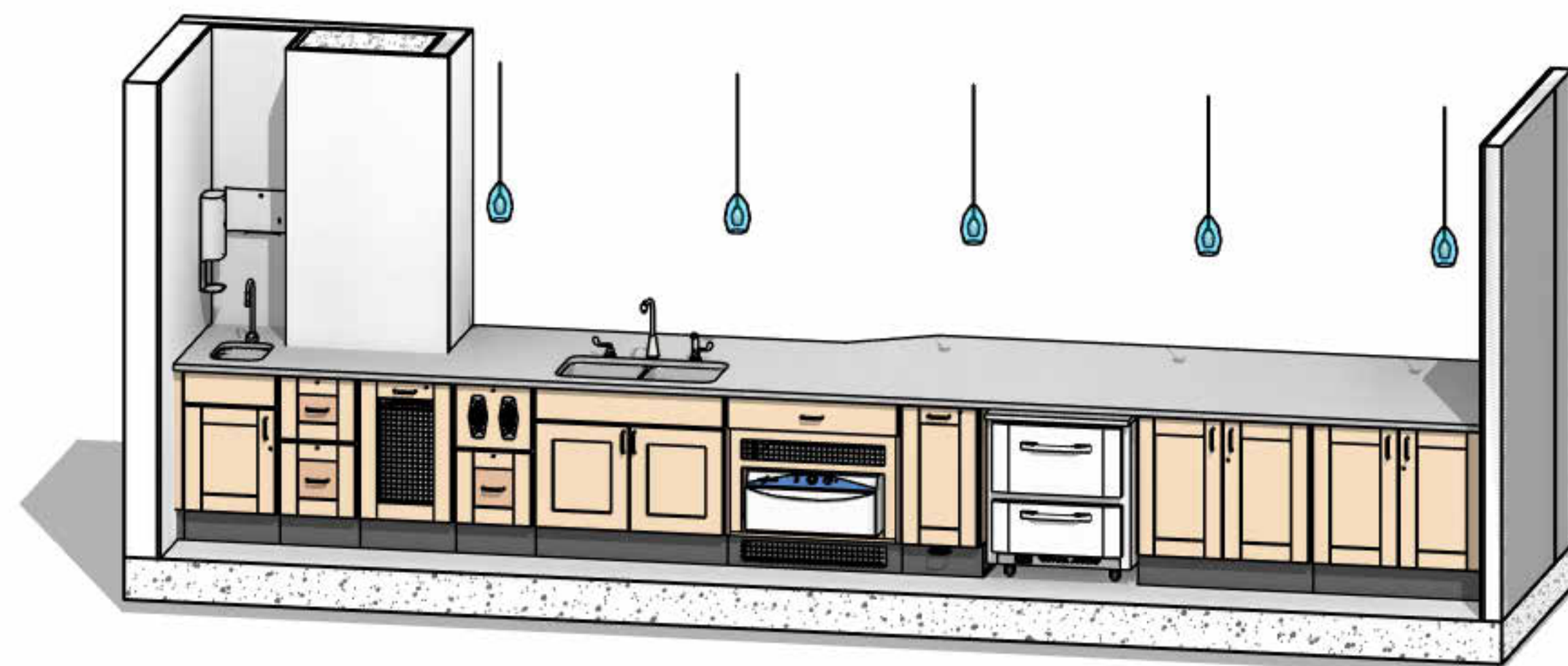
3 MC - DISHWASH, 3D VIEW  
NTS



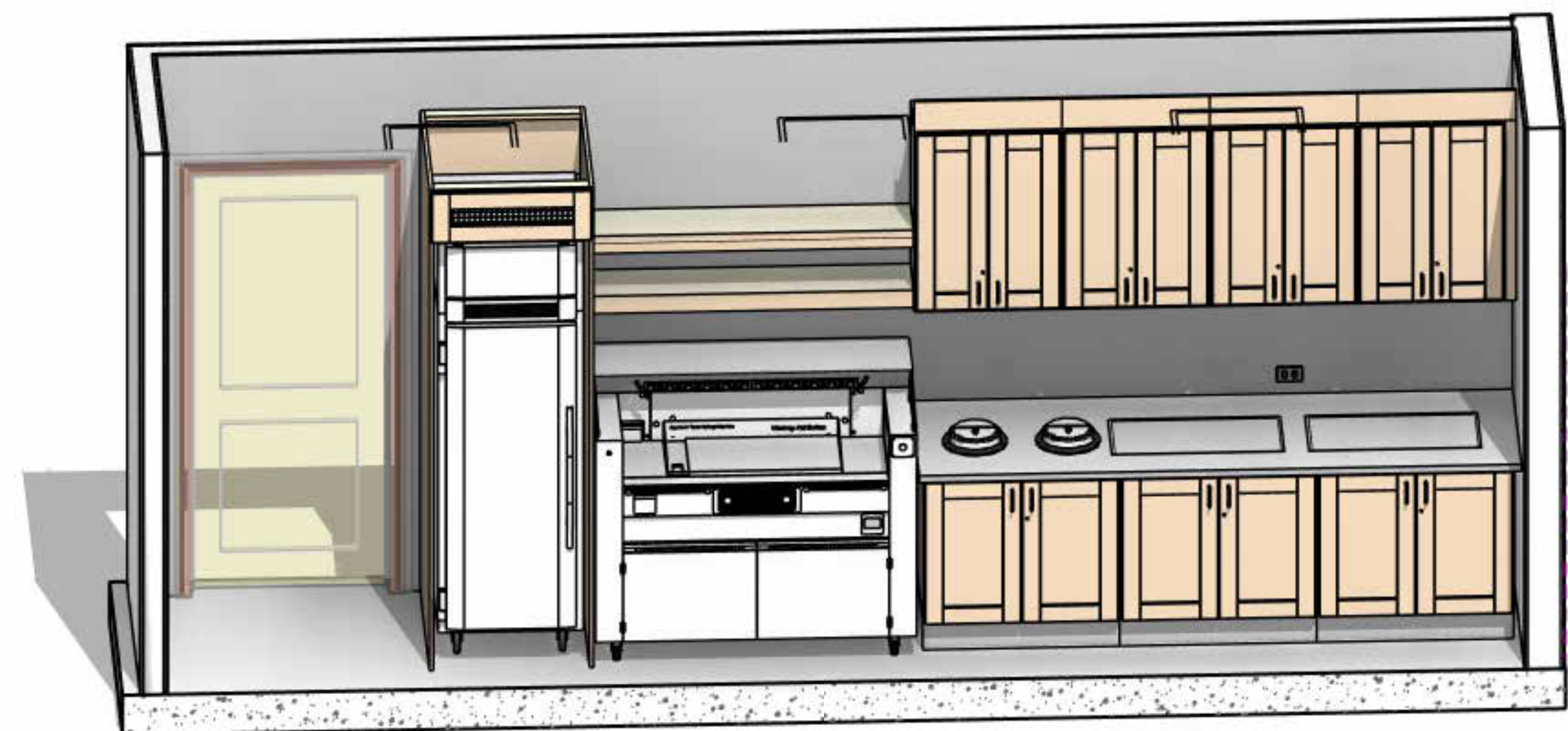
4 MC - STORAGE RACKS, 3D VIEW  
NTS



5 MC - FRONT COUNTER CUSTOMER SIDE, 3D VIEW  
NTS



6 MC - FRONT COUNTER, 3D VIEW  
NTS



7 MC - BACK COUNTER, 3D VIEW  
NTS

LIFESPACE THE WATERFORD DINING  
RENOVATION  
601 UNIVERSE BOULEVARD, JUNO BEACH, FL - 33408

SCOPOS  
hospitality group  
300 W. Chestnut St, Suite 201,  
Ephrata, PA 17522  
717-733-5810  
scoposhospitalitygroup.com

THW  
DESIGN

COPYRIGHT ©  
THOMPSON HANCOCK WITTE &  
ASSOCIATES, INC.

2100 RiverEdge Parkway  
Suite 900  
Atlanta, GA 30328

2632 Broadway Street  
Suite 201, South Building  
San Antonio, TX 78215

PH: 770 916 2220  
FAX: 770 916 2299

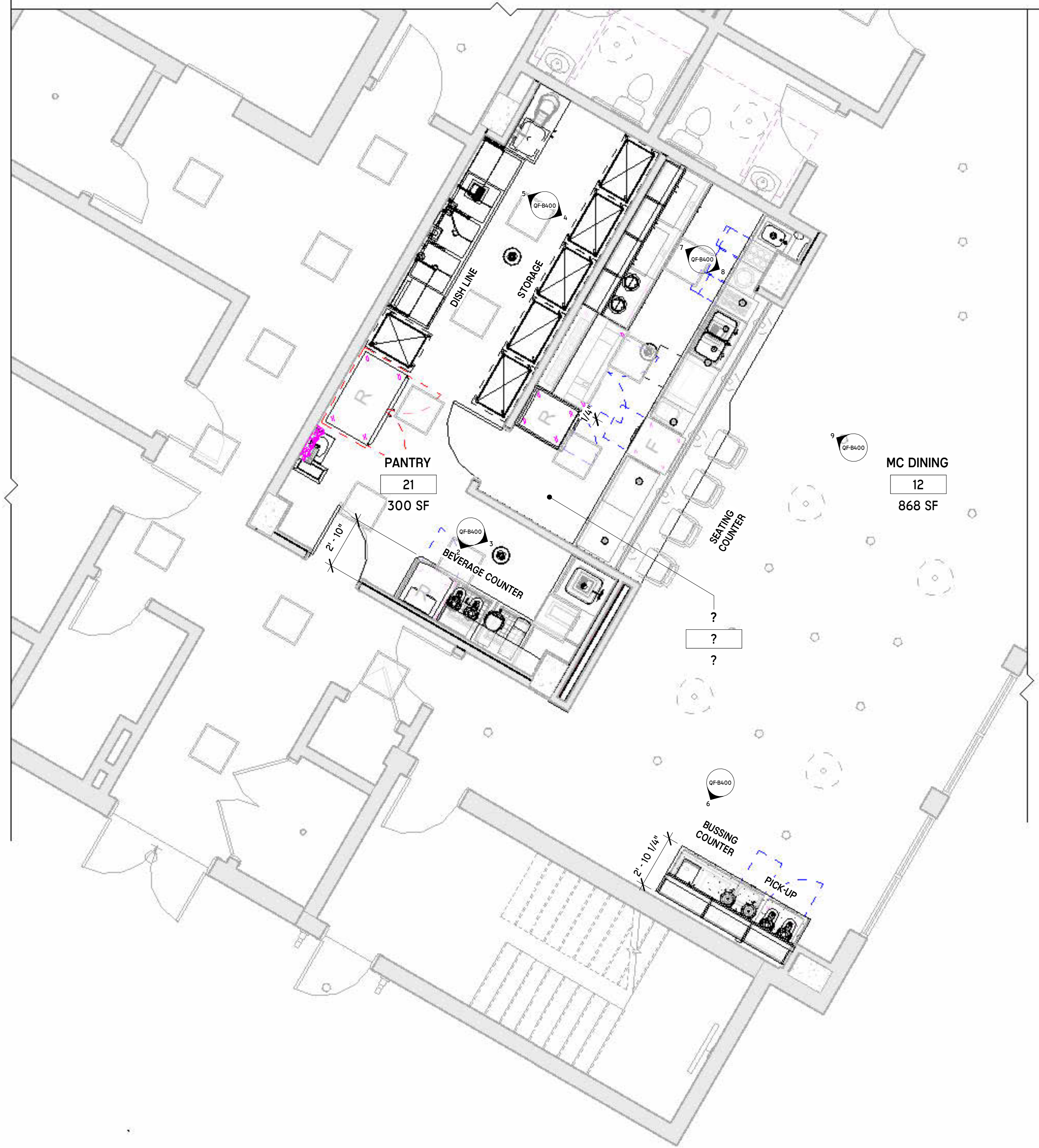
www.thw.com

DESIGN  
DEVELOPMENT

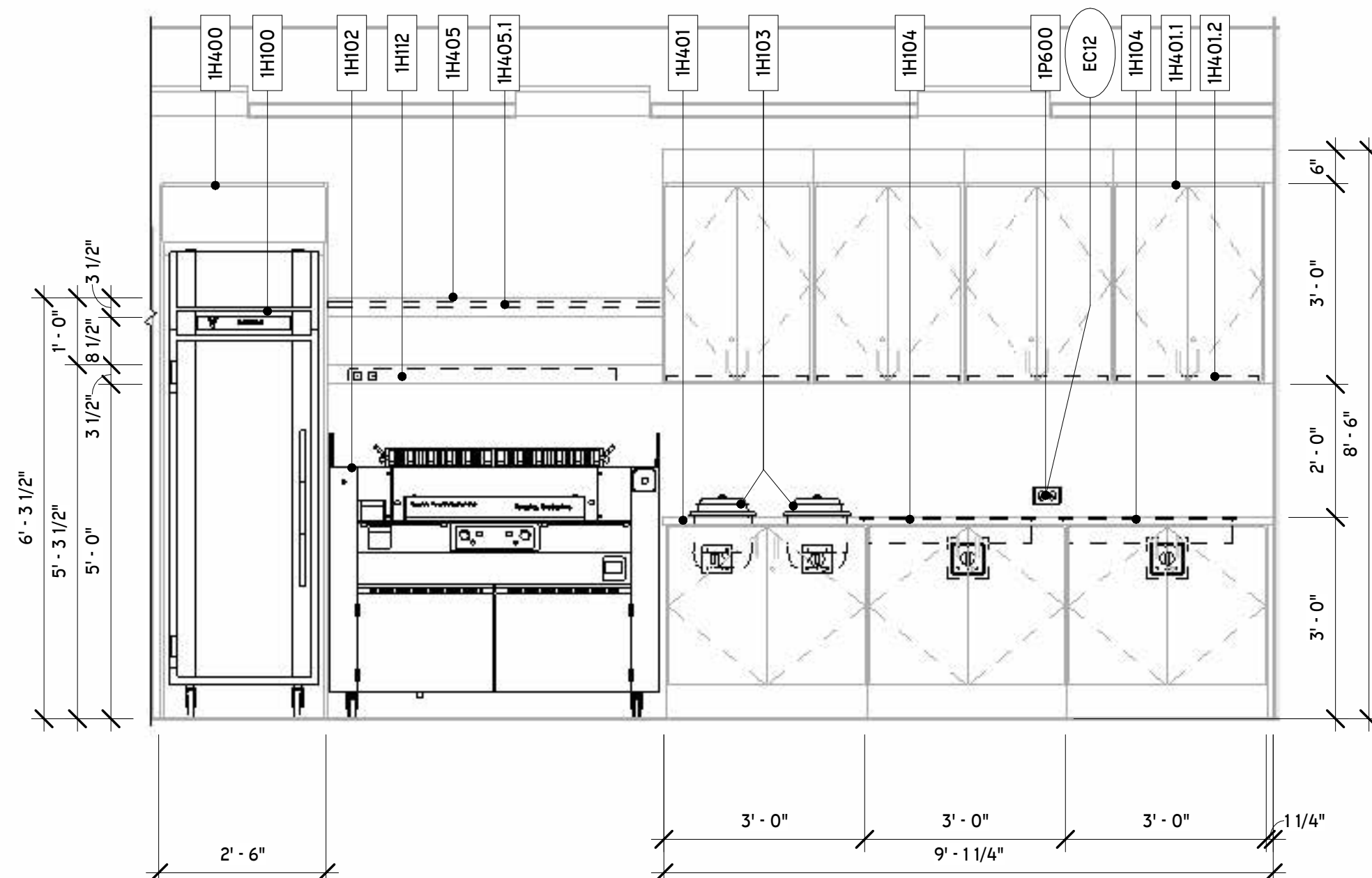
Project No.:  
Date: 08/22/2025

FIRST FLOOR  
3D VIEWS

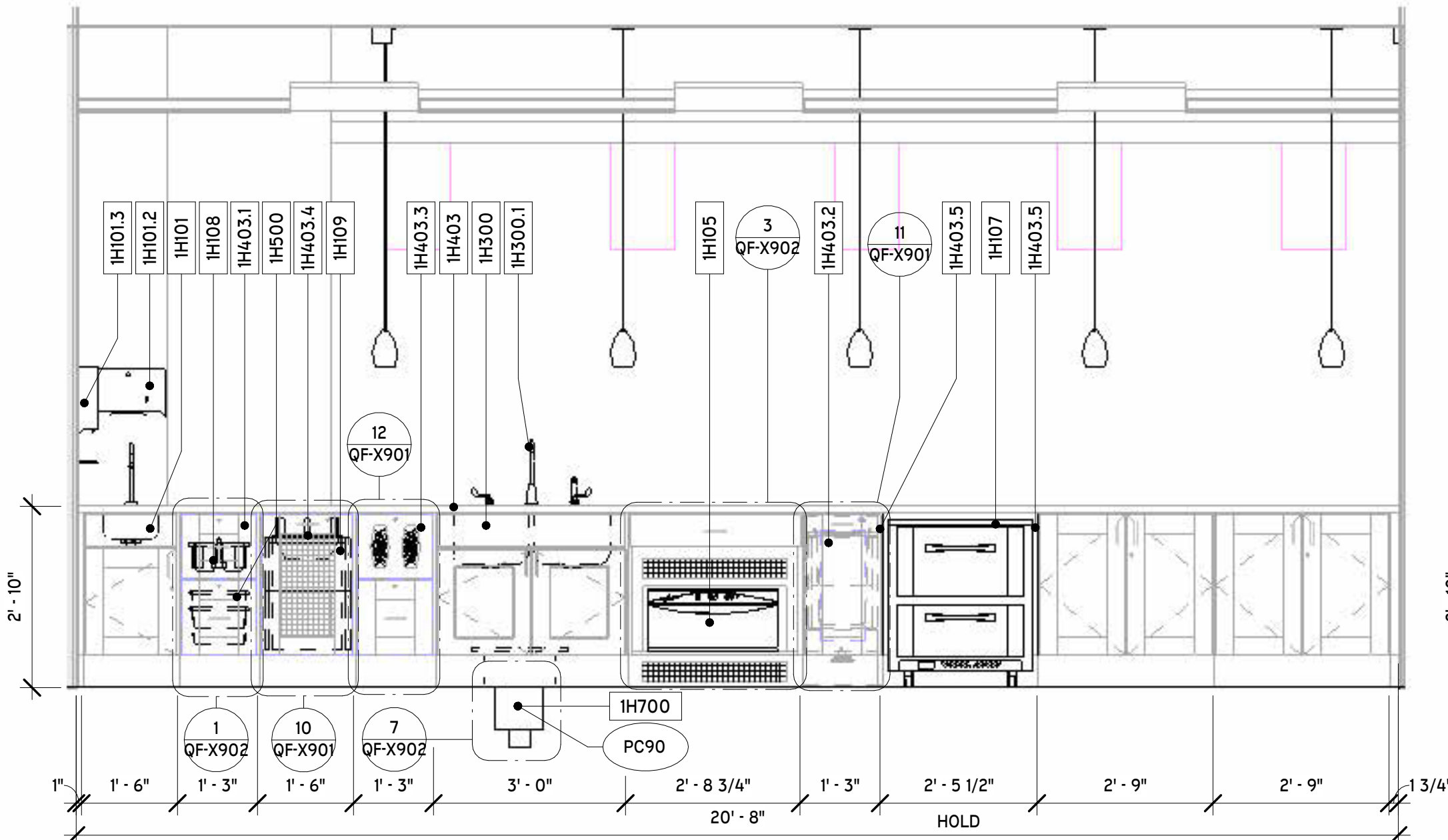
QF-B140



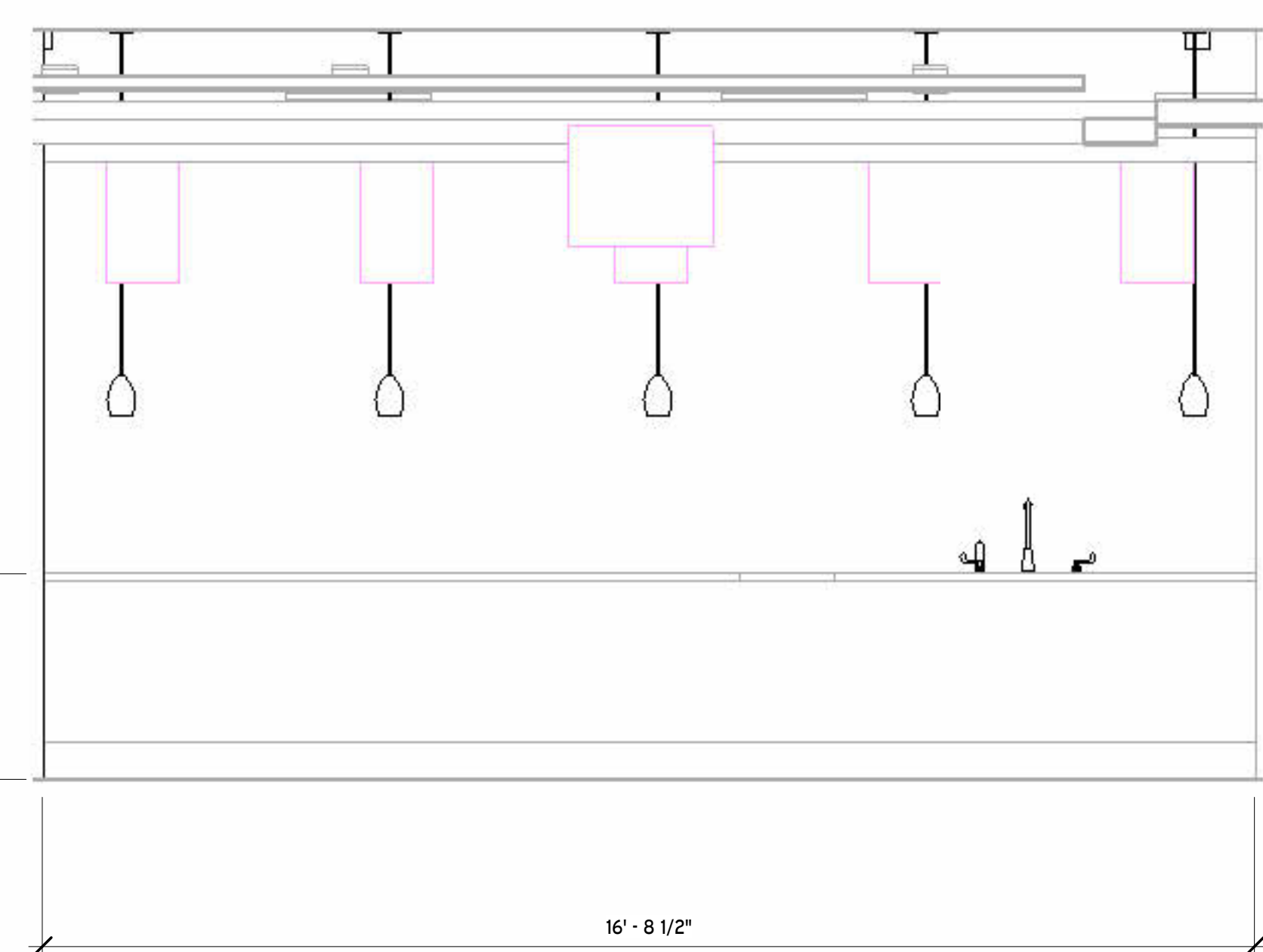
1 FIRST FLOOR - ELEVATIONS PLAN  
1/4" = 1'-0"



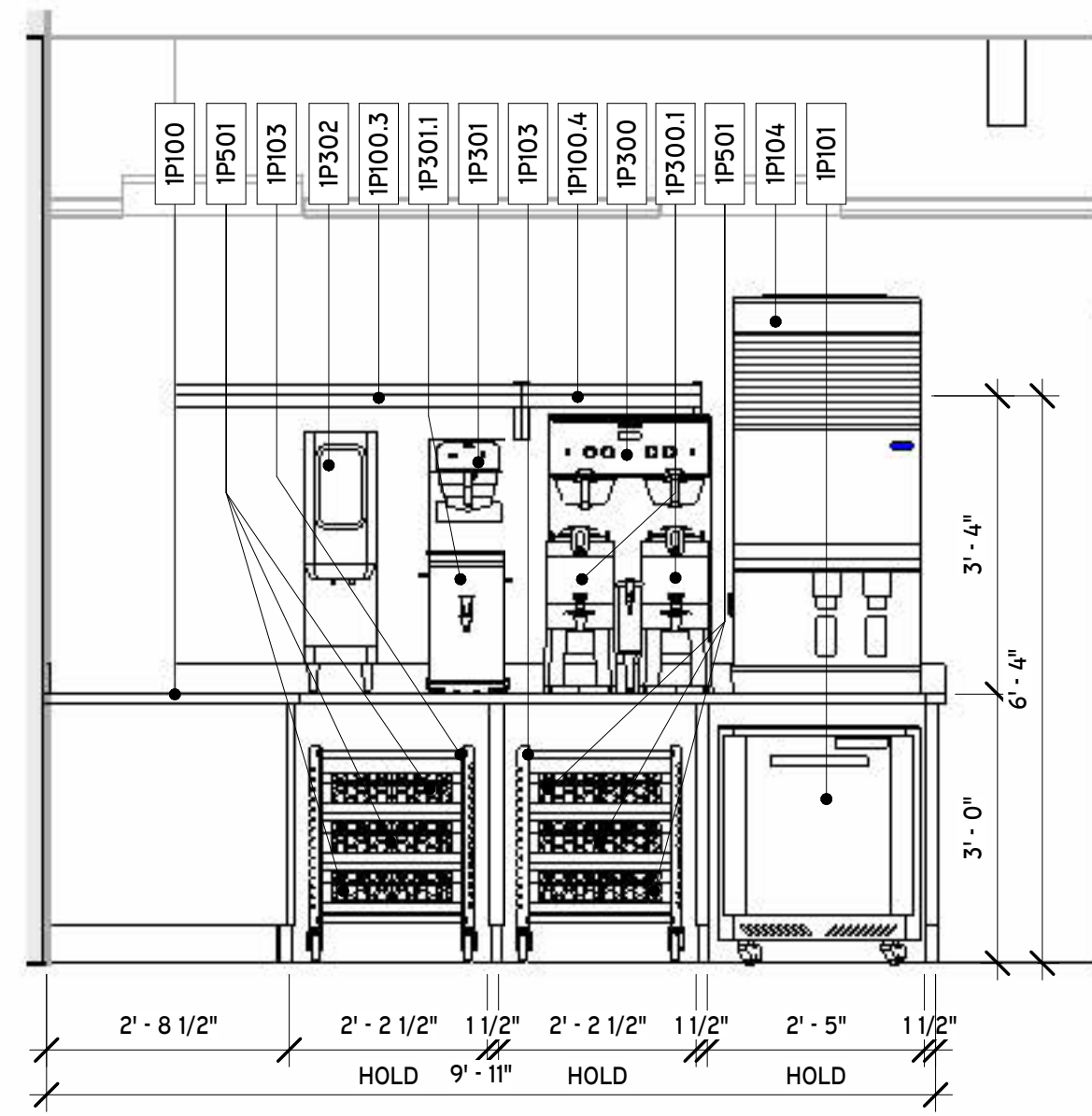
7 MC - BACK COUNTER  
1/2" = 1'-0"



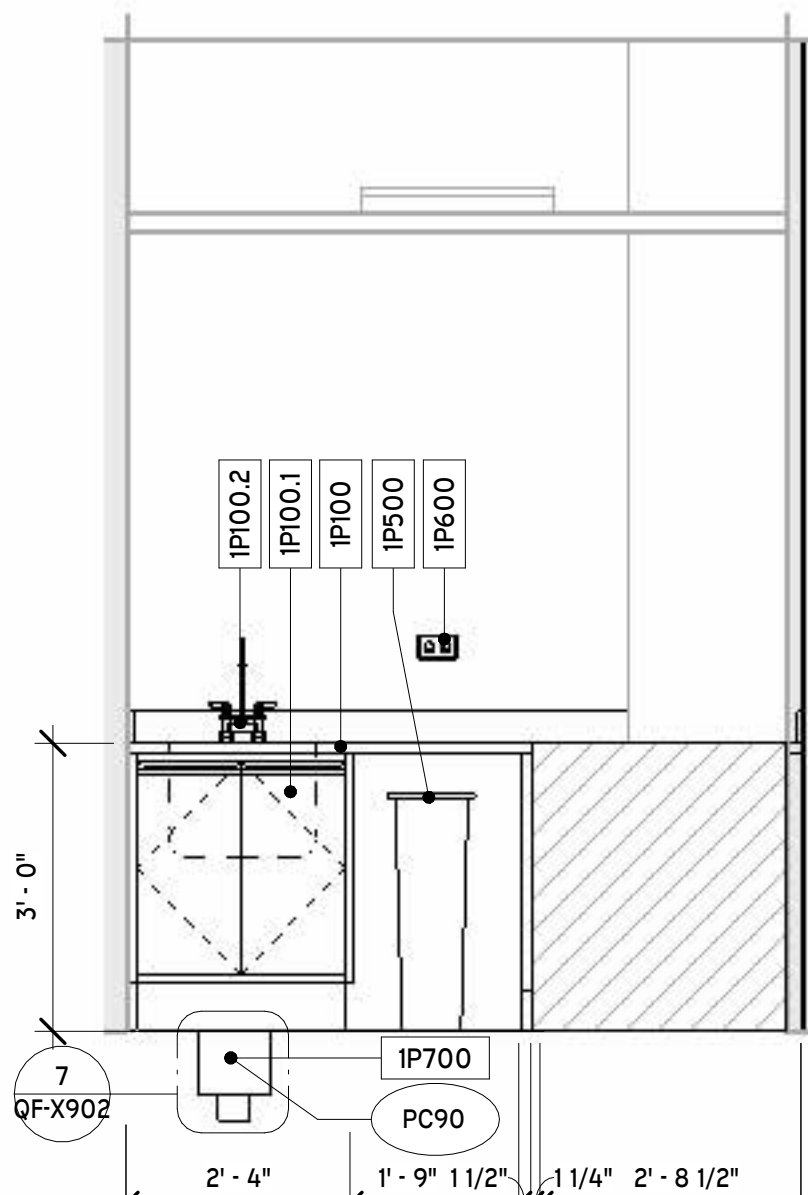
8 MC - FRONT COUNTER, SERVER SIDE  
1/2" = 1'-0"



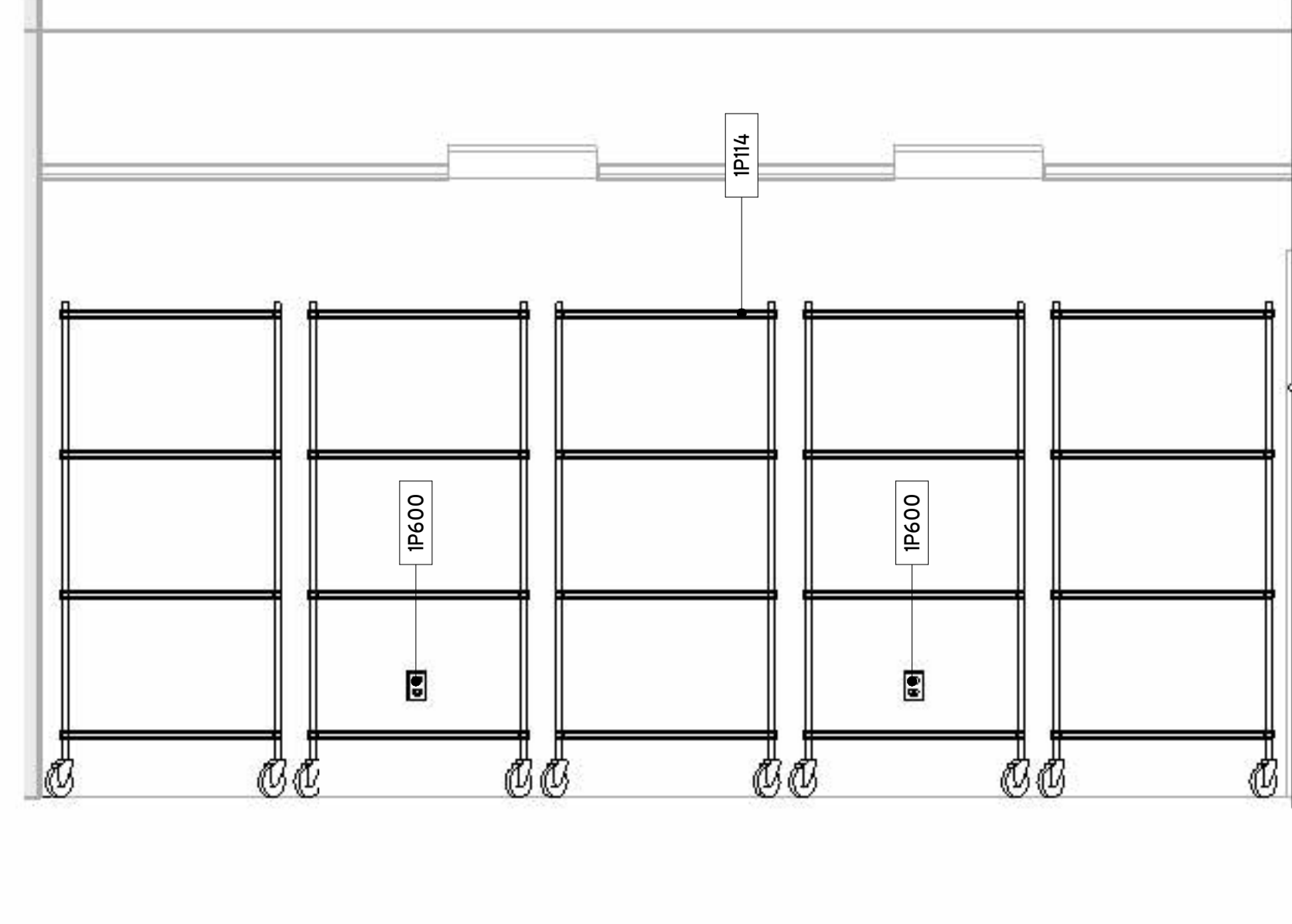
9 MC - FRONT COUNTER, CUSTOMER SIDE  
1/2" = 1'-0"



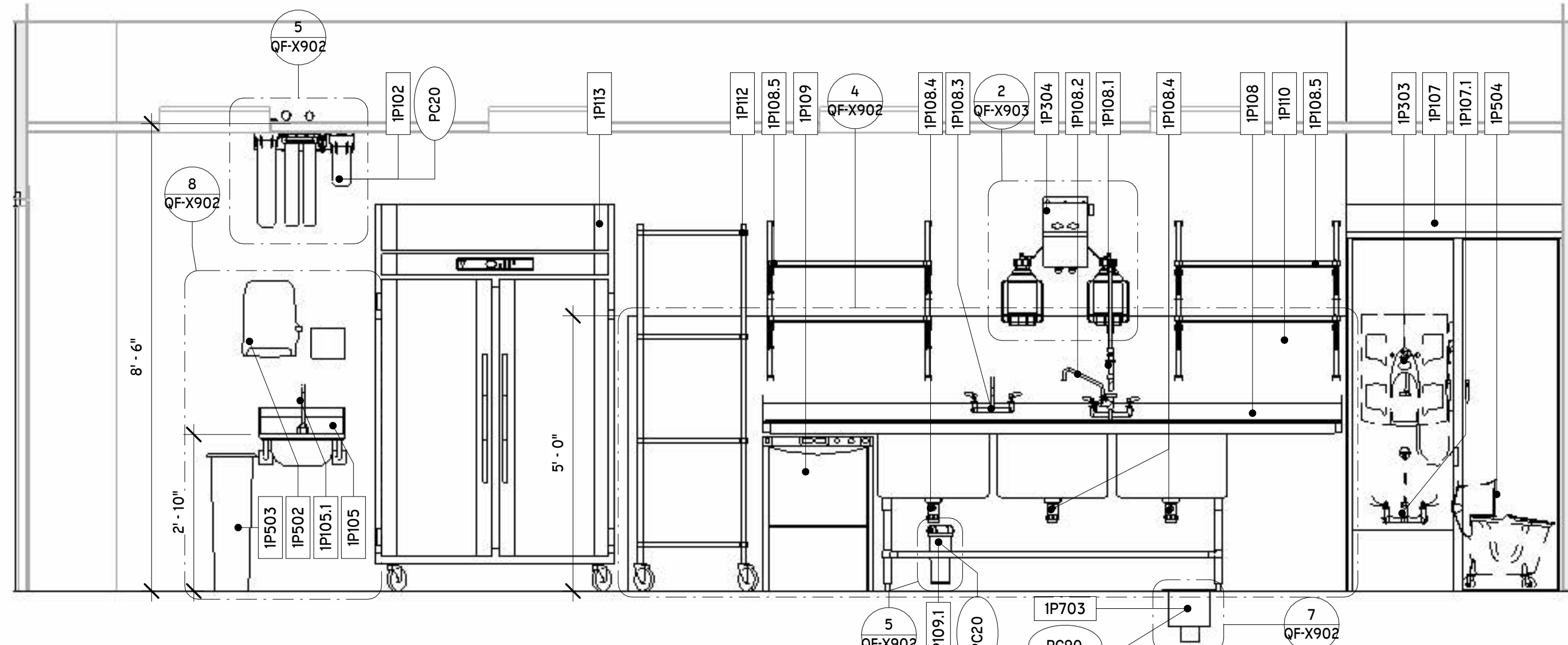
2 MC - BEVERAGE COUNTER  
1/2" = 1'-0"



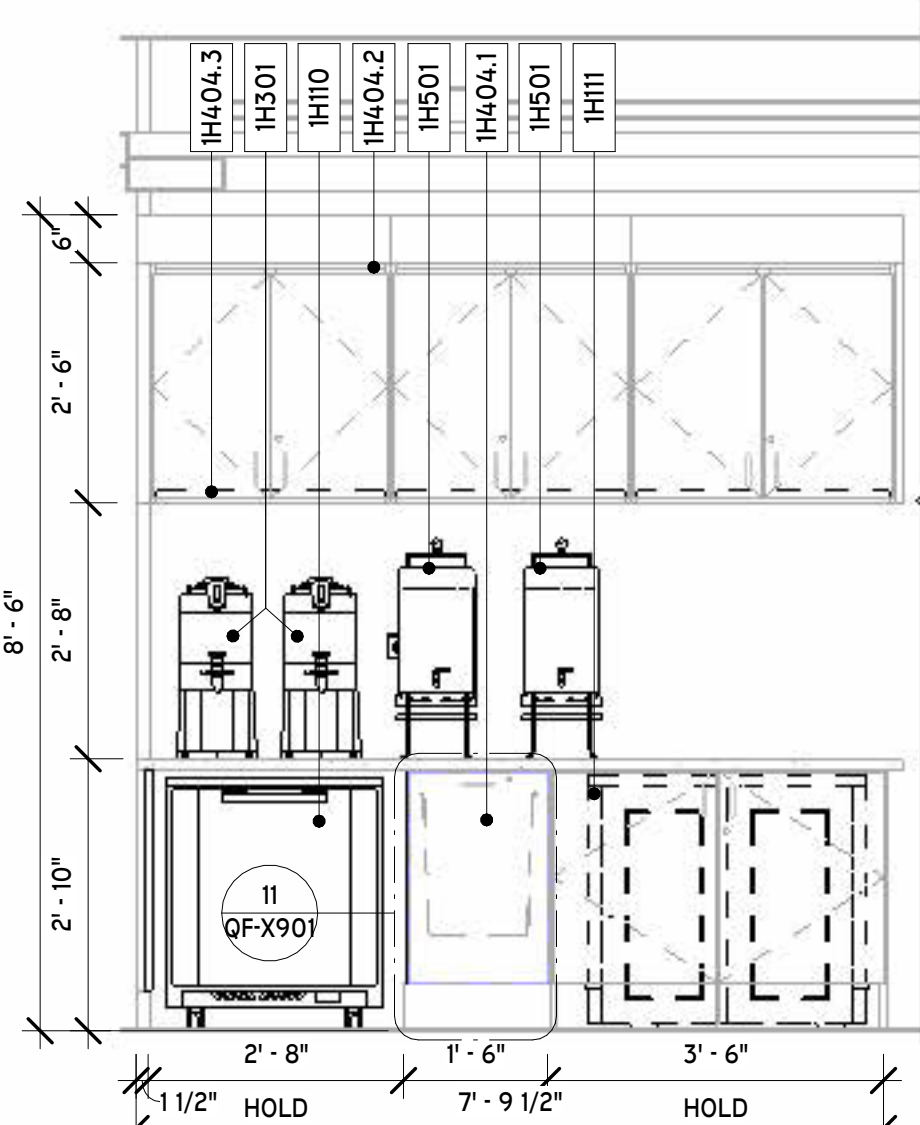
3 MC - PREP SINK  
1/2" = 1'-0"



4 MC - STORAGE RACKS  
1/2" = 1'-0"



5 MC - DISHLINE  
1/2" = 1'-0"



6 MC - HOSPITALITY COUNTER  
1/2" = 1'-0"

KEYNOTE LEGEND - FOOD SERVICE	
KEY VALUE	KEYNOTE TEXT
EC12	120V DUPLEX CONVENIENCE RECEPTACLE TO BE MINIMUM 15A ON A DEDICATED CIRCUIT. ELECTRICAL CONTRACTOR TO PROVIDE AND INSTALL.
PC20	WATER FILTER PROVIDED BY FOOD SERVICE EQUIPMENT CONTRACTOR - PLUMBING CONTRACTOR TO RUN TO ITEMS AS SHOWN. WATER FILTER HEIGHT AND LOCATION AS SHOWN ON ELEVATION.
PC90	FLOOR SINK FOR SAFE INDIRECT WASTE WITH 2" AIR GAP. PROVIDED AND INSTALLED BY PLUMBING CONTRACTOR. SEE DETAIL MEP-100.

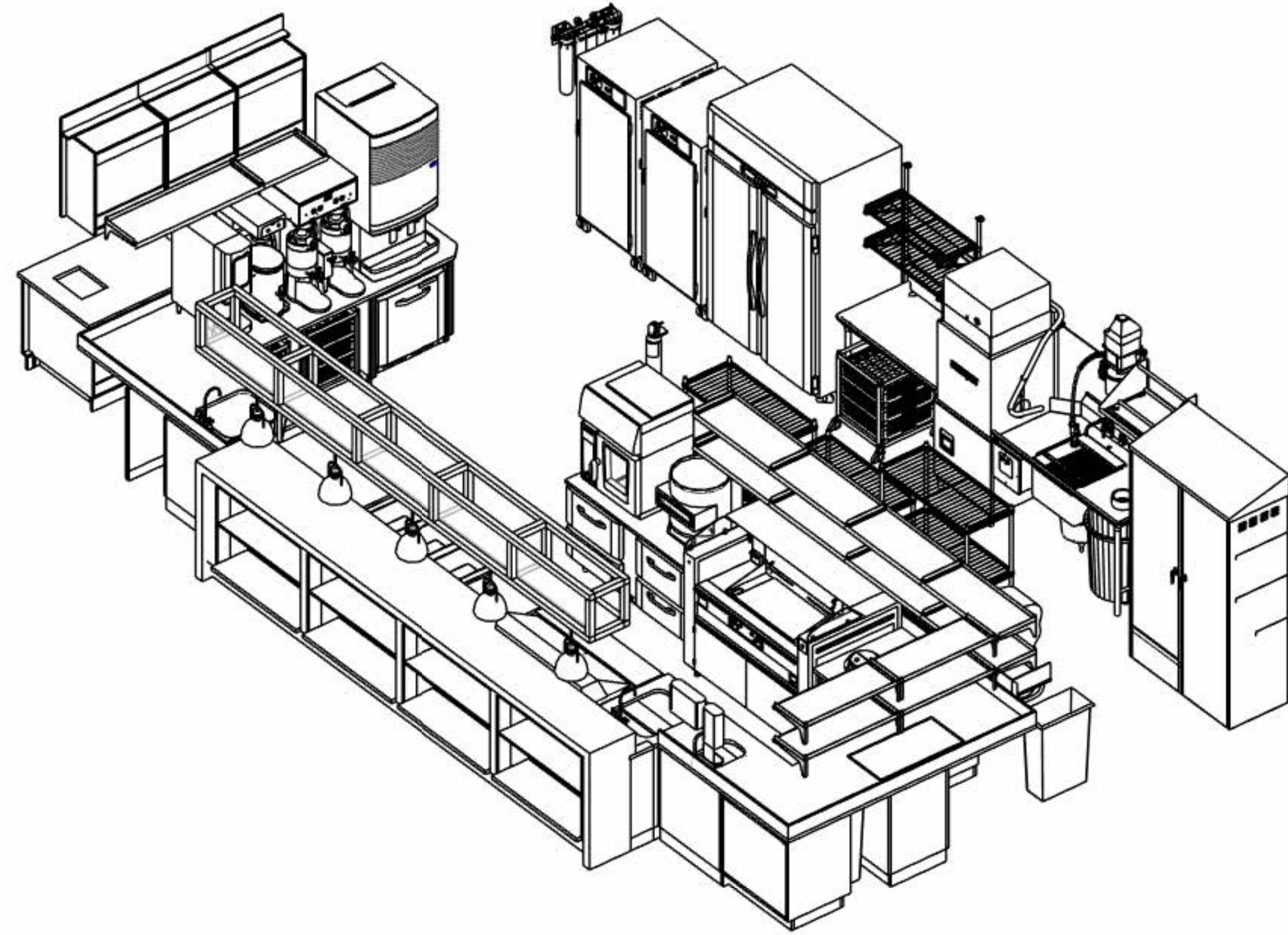
TAG LEGEND	
FS2	KEYNOTE TAG
100	EQUIPMENT TAG
PL-01	MATERIAL TAG

EQUIPMENT NUMBERING KEY		
#	GROUP (AS APPLIES)	SERIES CATEGORY
1H	MC KITCHEN	100 NEW (FISC BASE SCOPE)
1P	MC PANTRY	200 EXISTING (EXISTING MATERIAL)
2H	AL KITCHEN	300 BY OTHERS (VENDOR GC MECL)
2P	AL PANTRY	400 MILLWORK (FISC BASE SCOPE)
		500 SMALLWARES (TRASH, PAPER, VESSELS)
		600 ELECTRICAL (COW, RECEPTACLE, GFCI LIGHTING)
		700 PLUMBING (JET DOP DRAIN, AREA FLOOR DRAINING)
		800 SIGNAGE (BRANDING, DIGITAL, SCREENS)
AREA (AS APPLIES)		→E100
GROUP (AS APPLIES)		→ CATEGORY

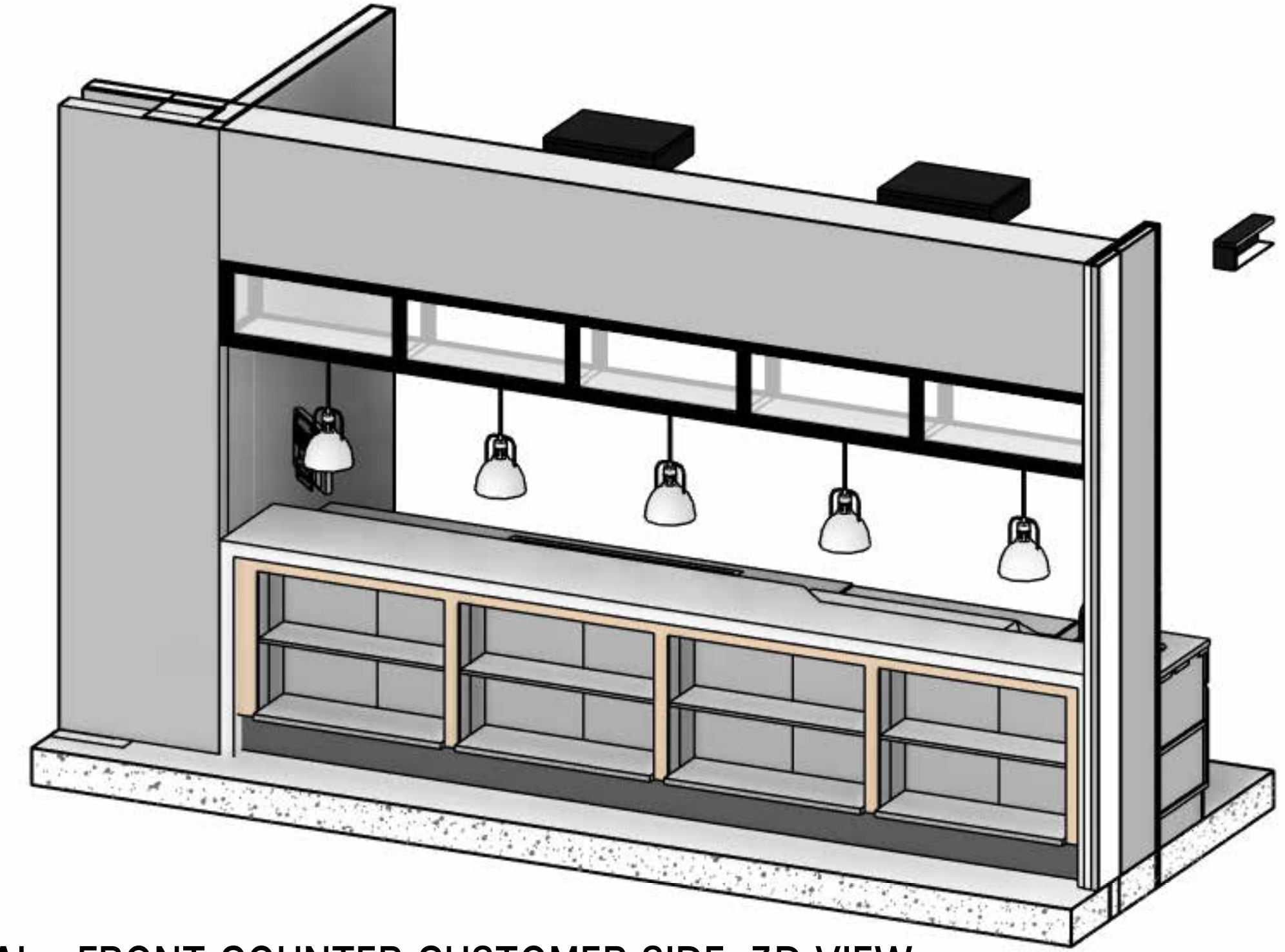




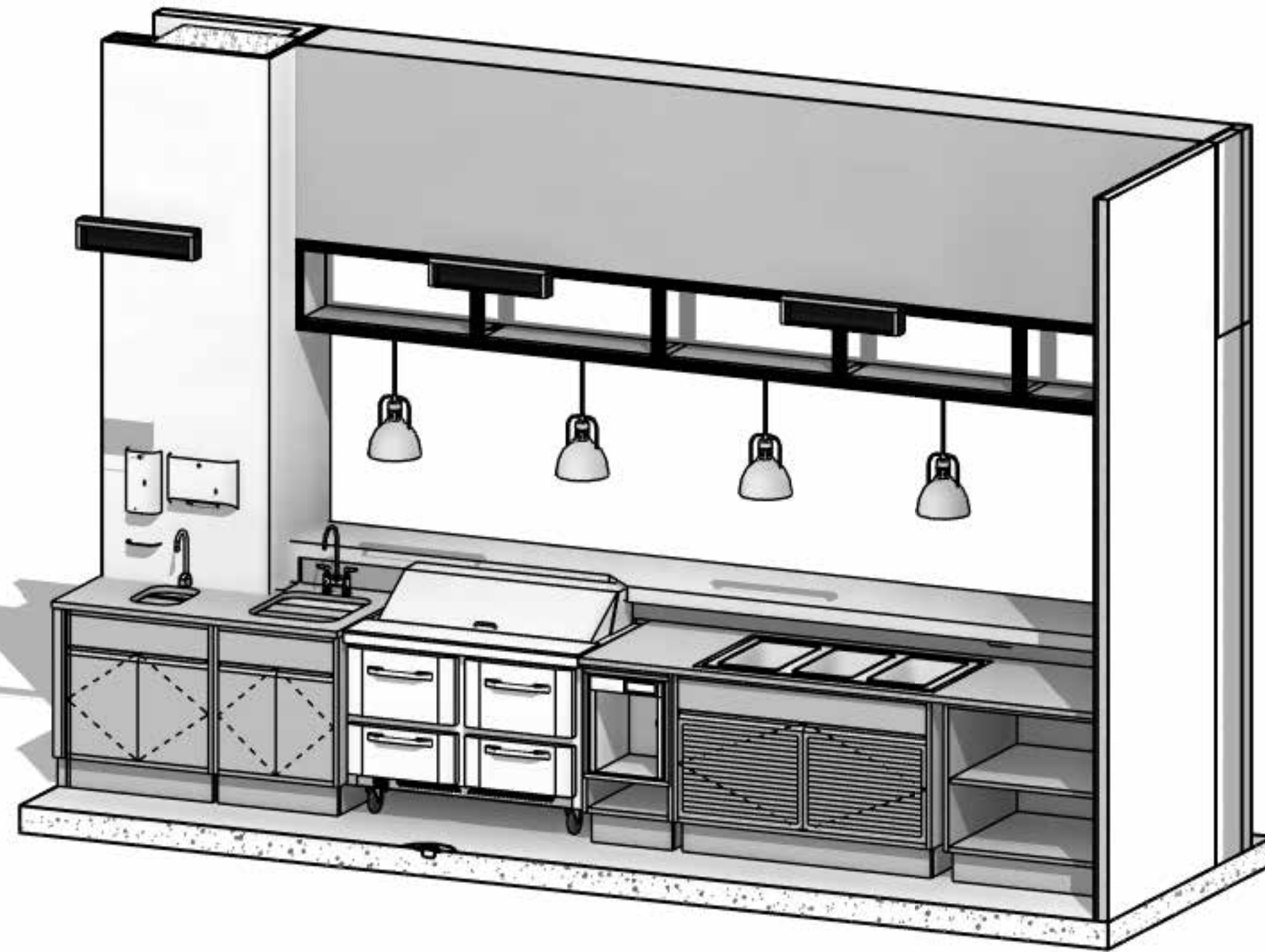
Autodesk Docs://WCR - Stage 2 - MC\_AL\_ILU/Lifespace/Waterford\_MC-AL\_R24\_v1.rvt



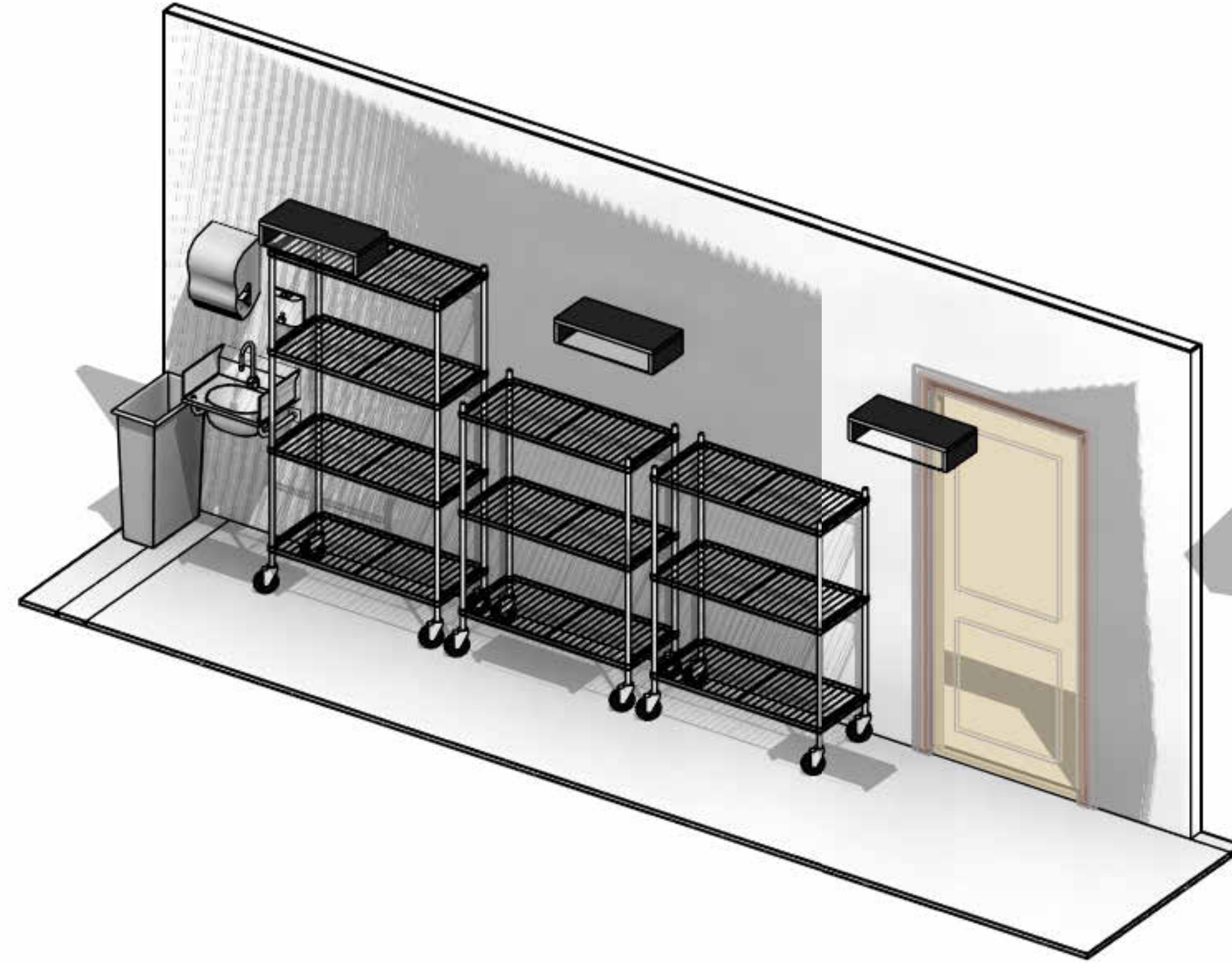
1 AL - BIRDSEYE  
NTS



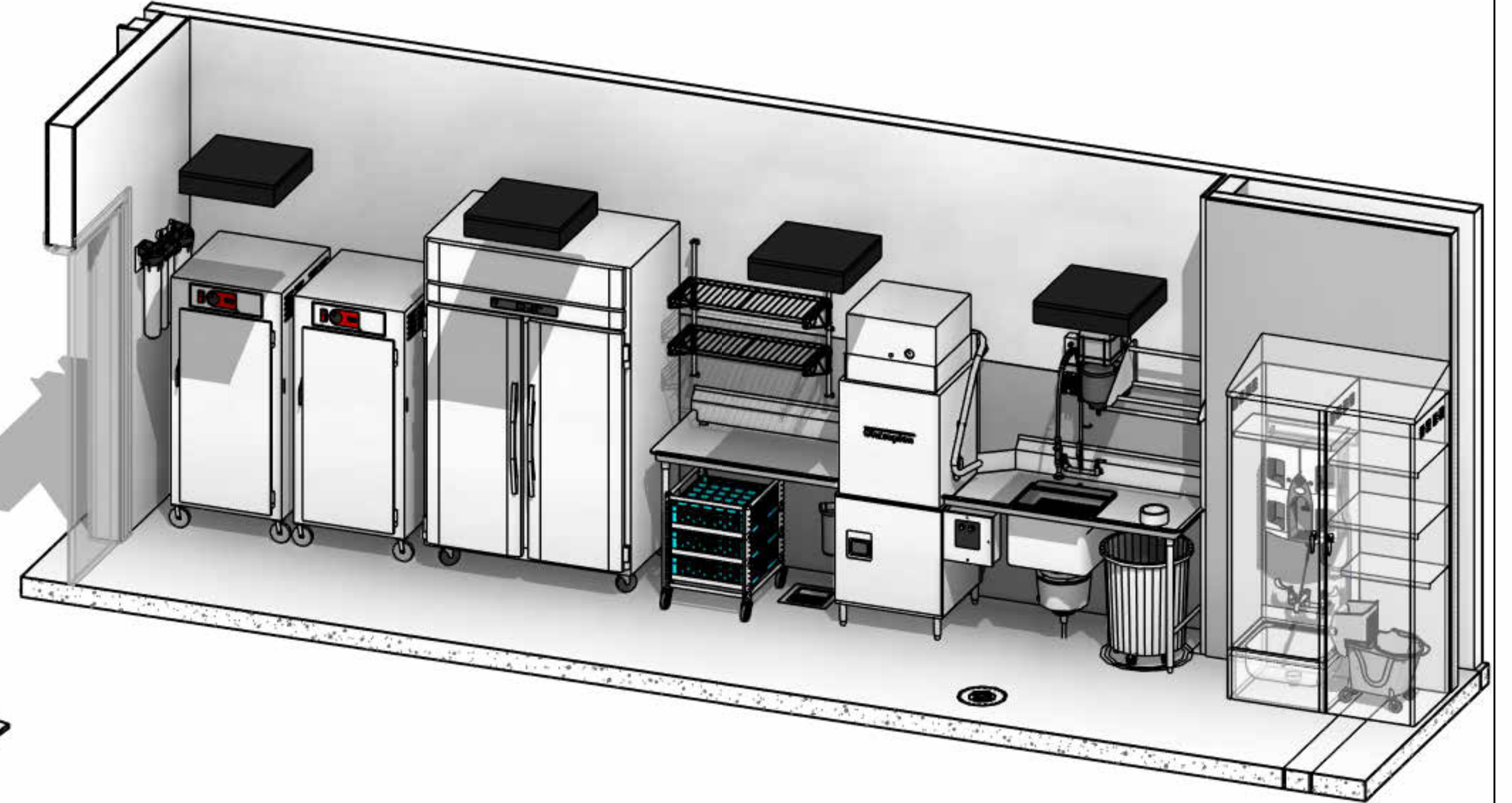
2 AL - FRONT COUNTER CUSTOMER SIDE, 3D VIEW  
NTS



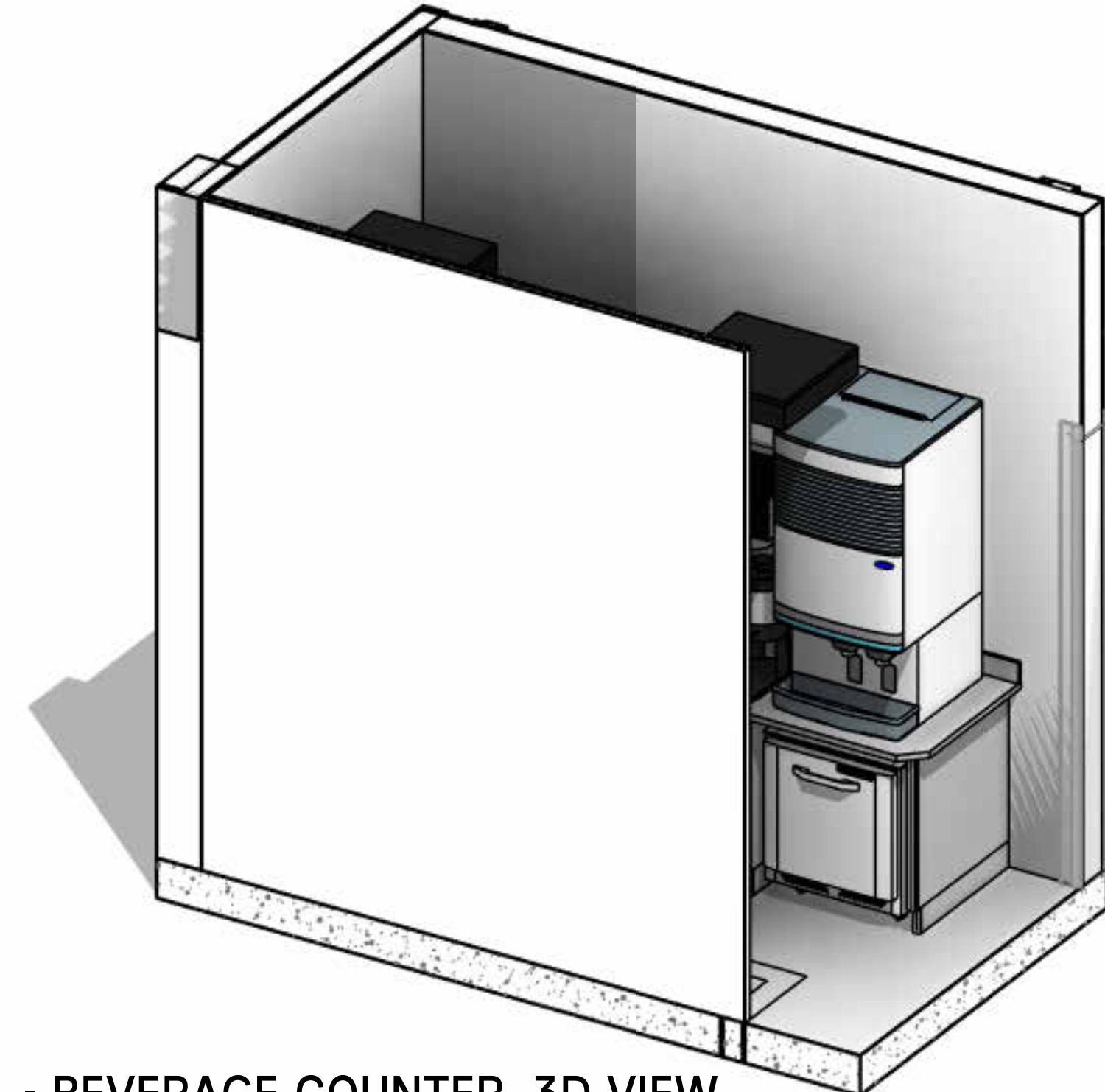
3 AL - FRONT COUNTER, 3D VIEW  
NTS



4 AL - STORAGE RACKS, 3D VIEW  
NTS



5 AL - DISHWASH, 3D VIEW  
NTS



6 AL - BEVERAGE COUNTER, 3D VIEW  
NTS

LIFESPACE THE WATERFORD DINING  
RENOVATION  
601 UNIVERSE BOULEVARD, JUNO BEACH, FL - 33408

**SCOPOS**  
hospitality group  
300 W. Chestnut St, Suite 201,  
Ephrata, PA 17522  
717-733-5810  
scoposhospitalitygroup.com

**THW**  
DESIGN

COPYRIGHT ©  
THOMPSON HANCOCK WITTE &  
ASSOCIATES, INC.

2100 RiverEdge Parkway  
Suite 900  
Atlanta, GA 30328

2632 Broadway Street  
Suite 201, South Building  
San Antonio, TX 78215

PH: 770 916 2220  
FAX: 770 916 2299

[www.thw.com](http://www.thw.com)

DESIGN  
DEVELOPMENT

Project No.:  
Date: 08/22/2025

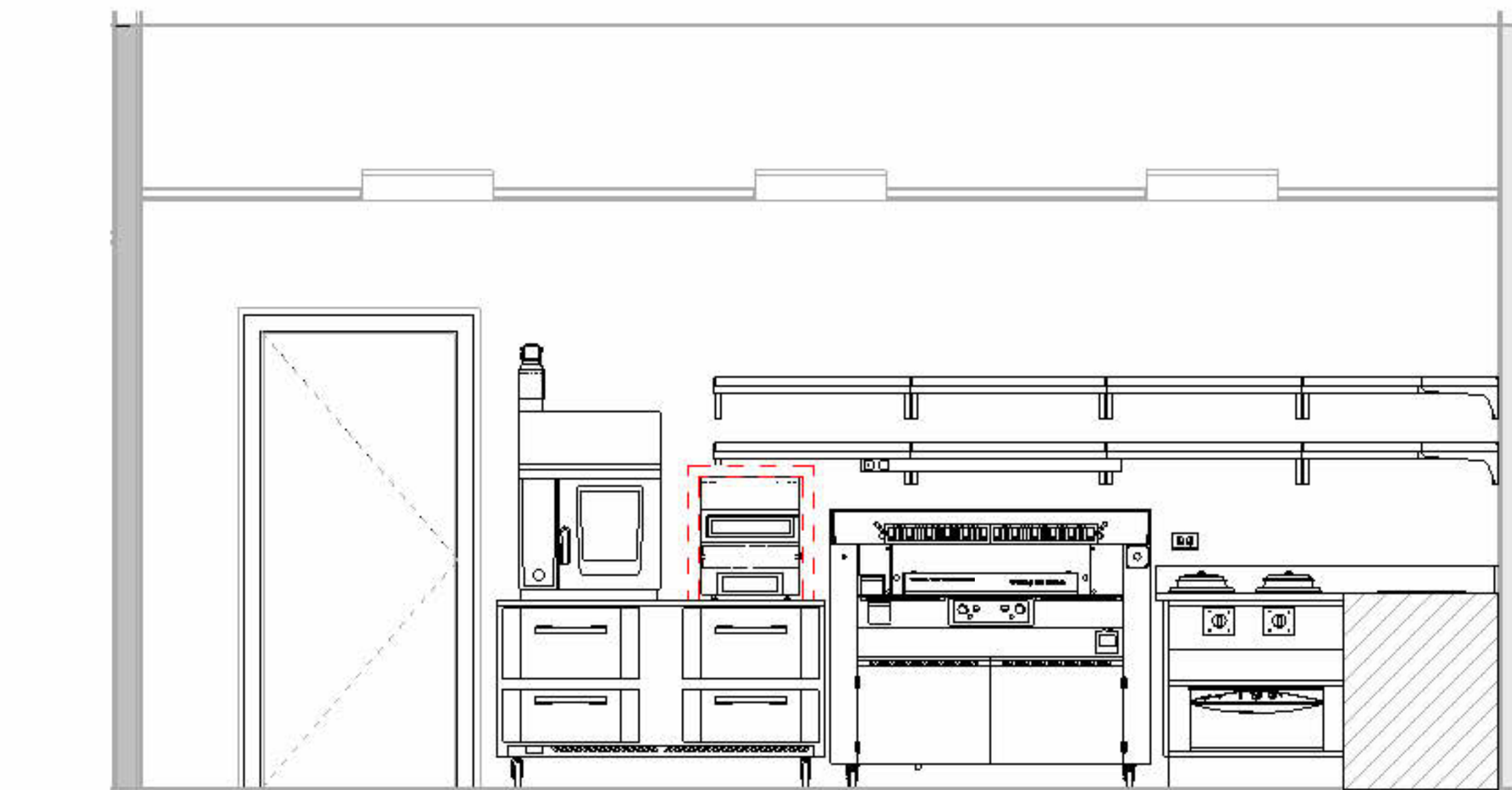
SECOND  
FLOOR 3D VIEW

QF-C140

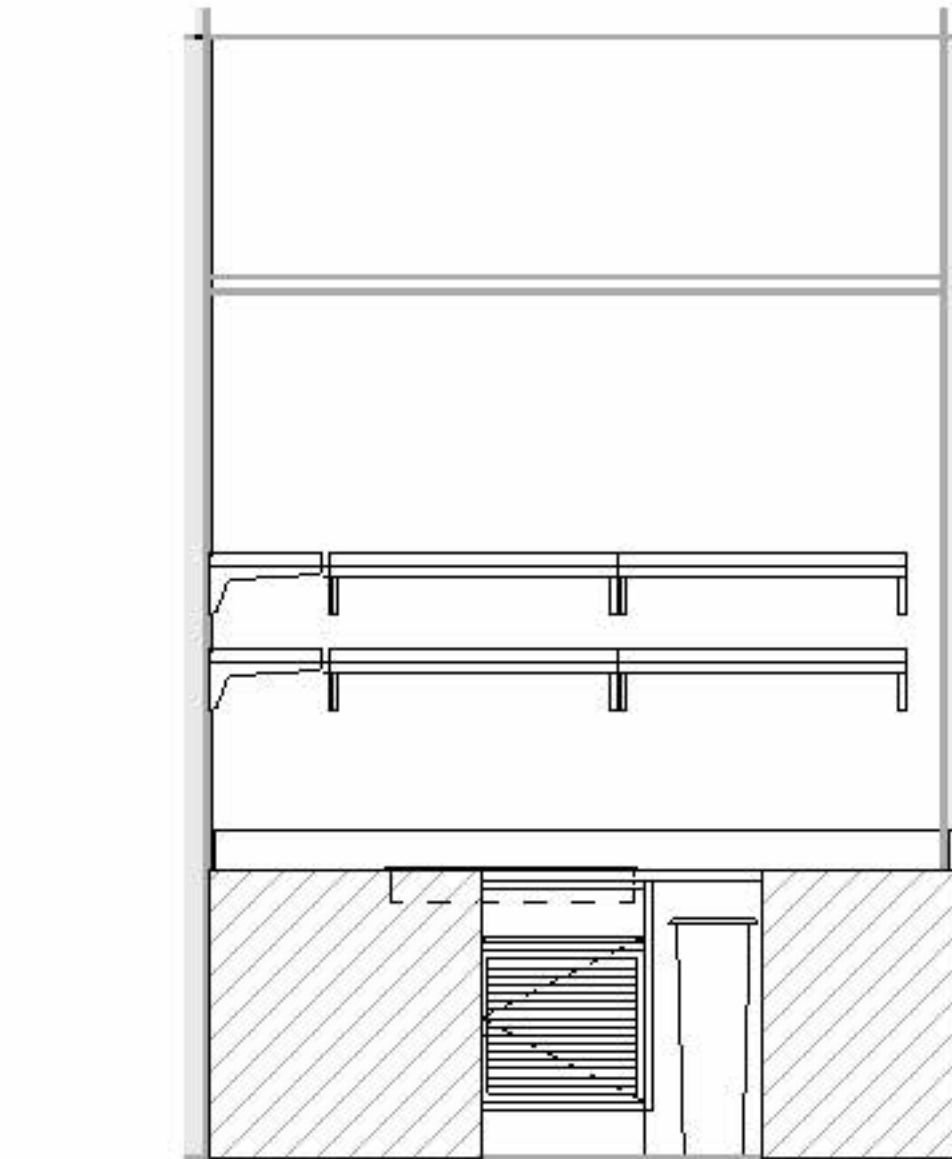
Autodesk Docs://WCR - Stage 2 - MC\_AL\_ILU\_LifespaceWaterford\_MC-AL\_R24\_V1.rvt



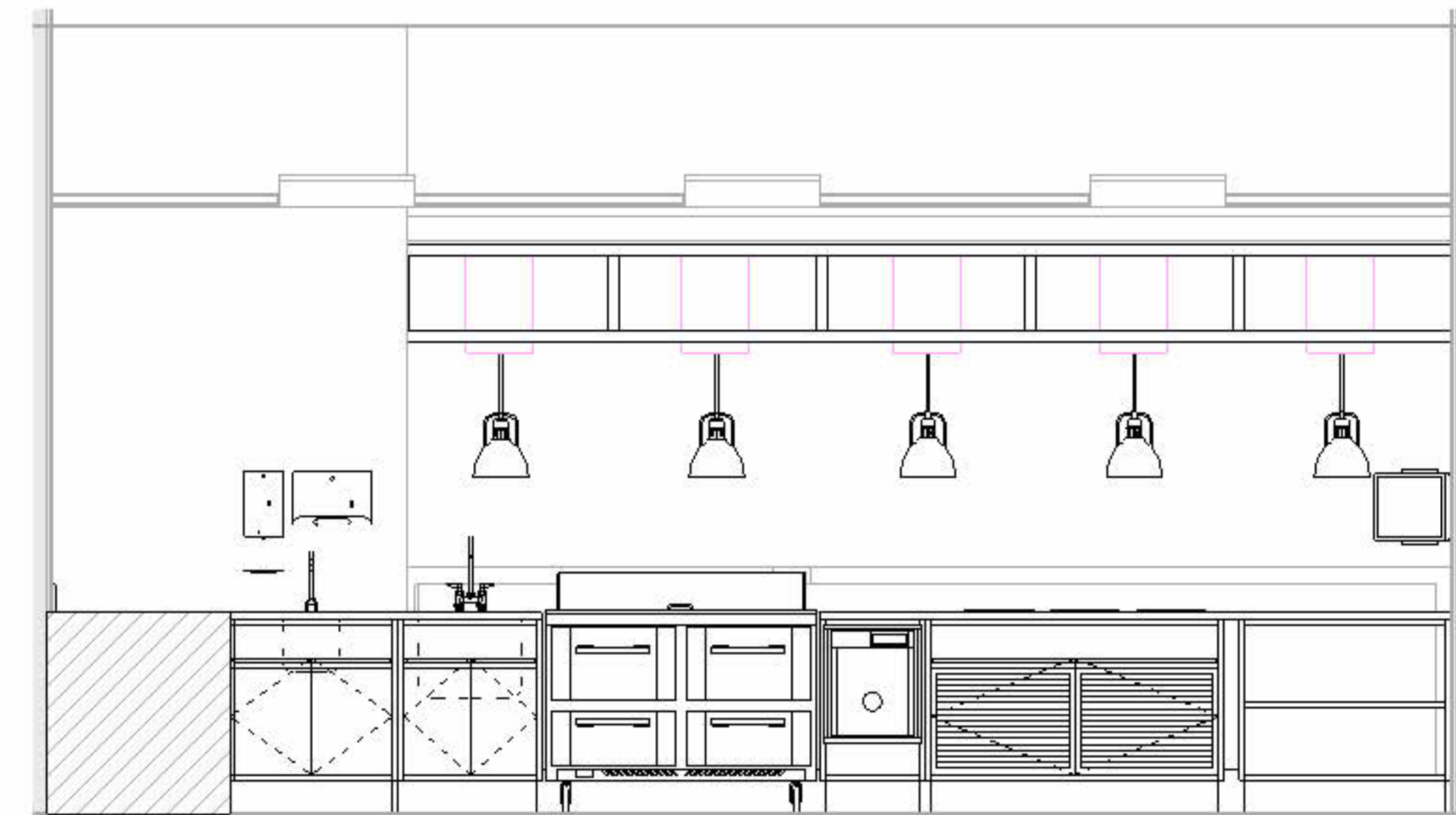
1 SECOND FLOOR - ELEVATIONS PLAN  
1/4" = 1'-0"



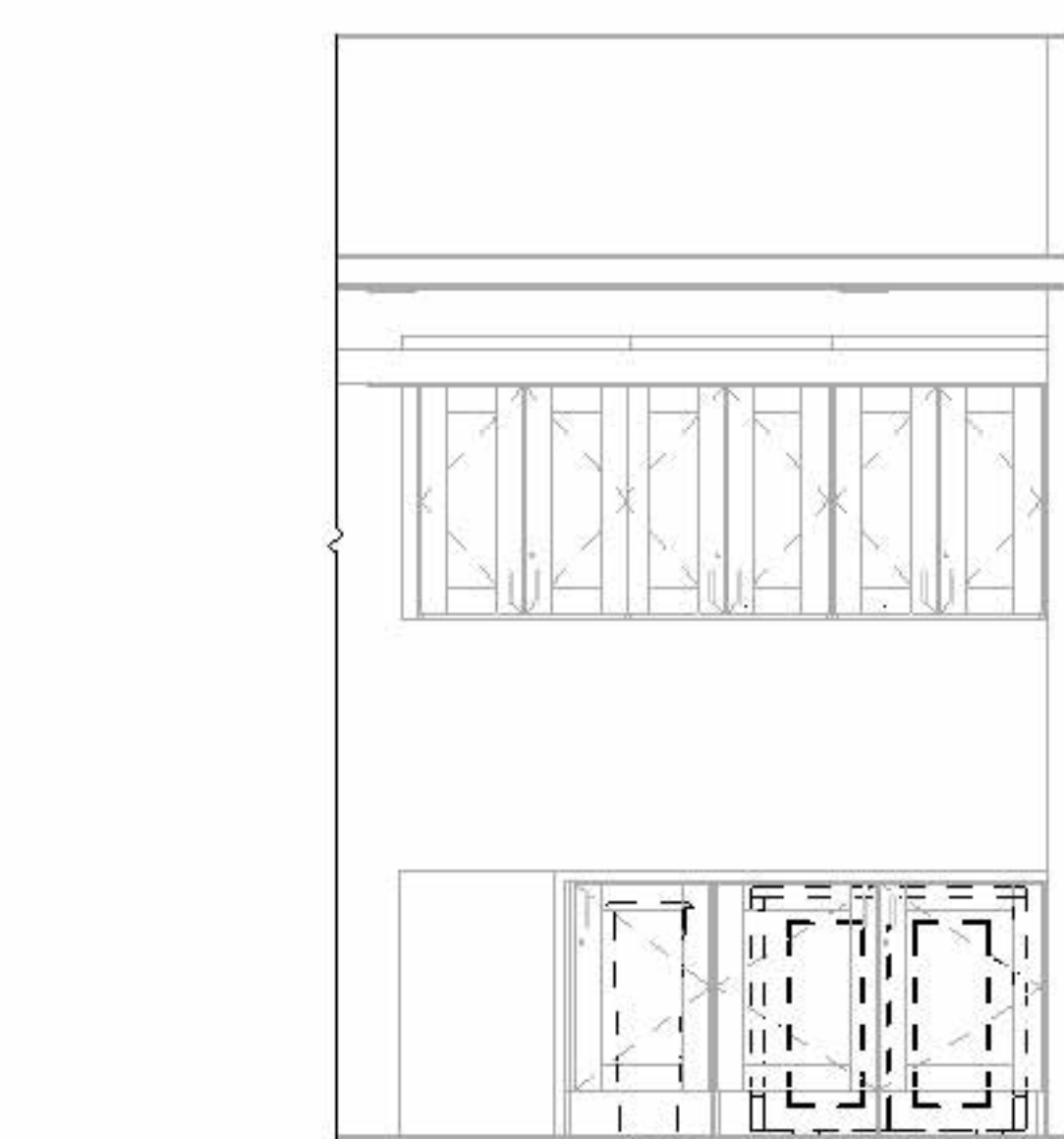
7 AL - BACKCOUNTER  
1/2" = 1'-0"



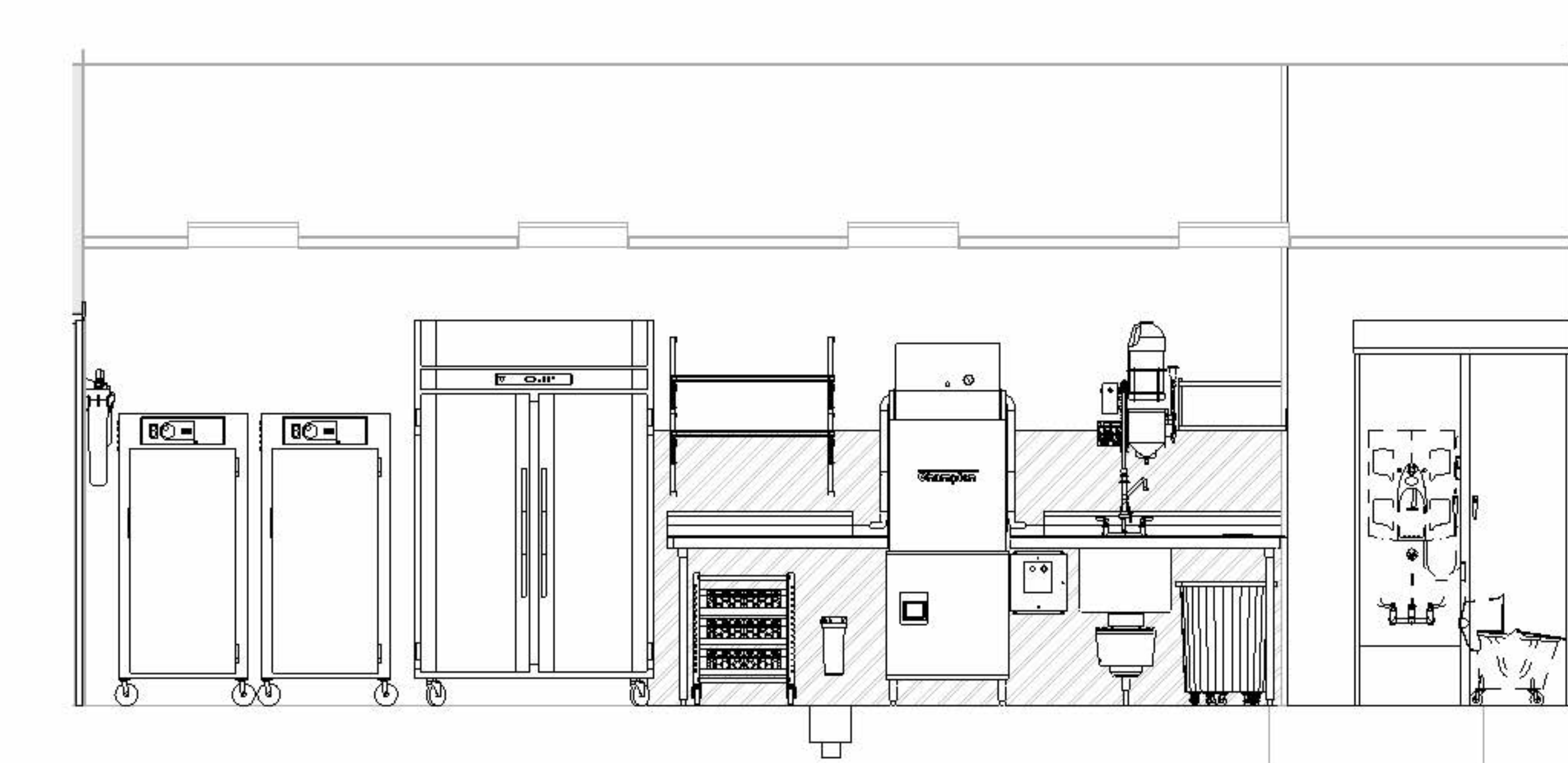
8 AL - SIDE COUNTER  
1/2" = 1'-0"



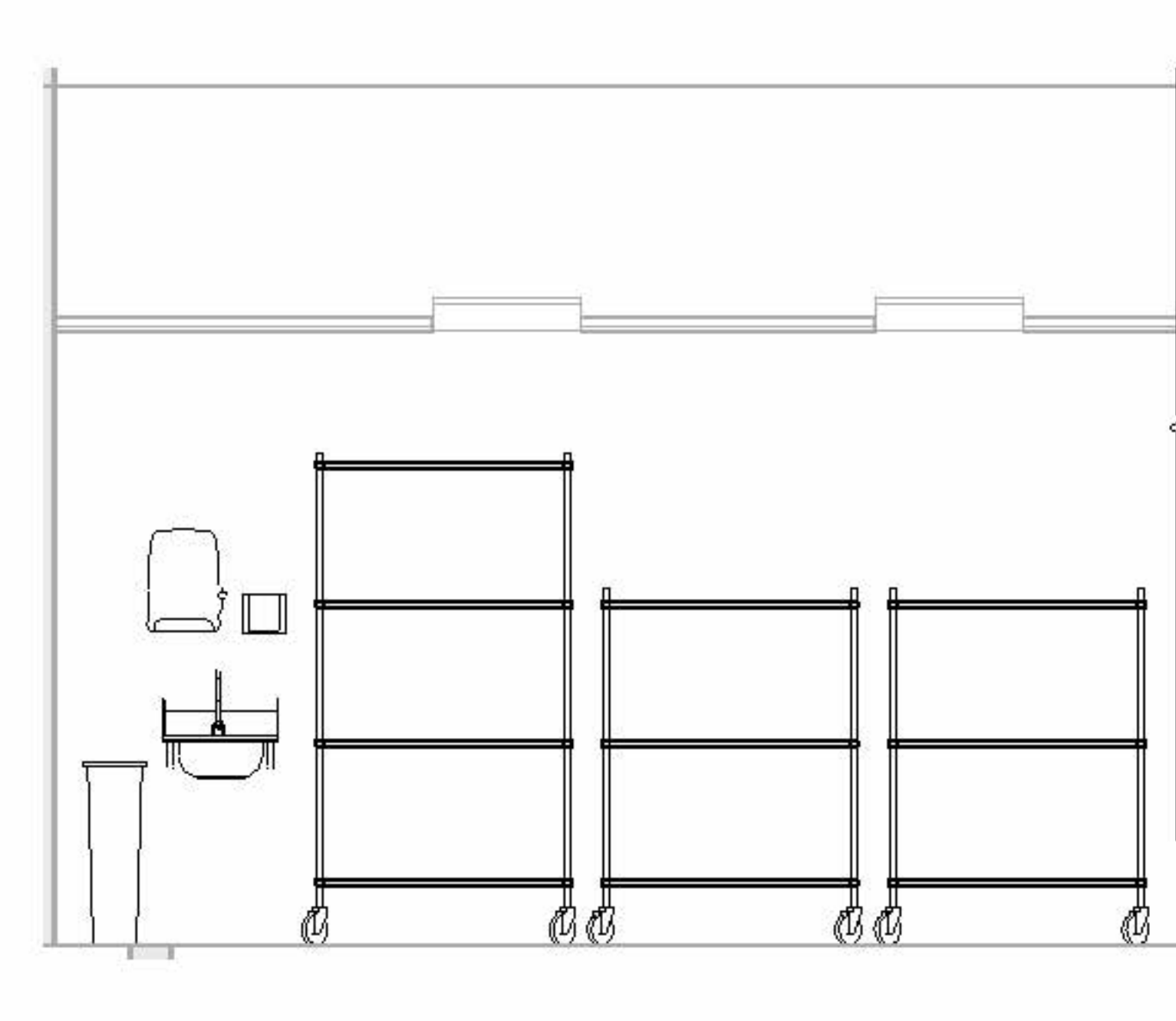
9 AL - FRONT COUNTER SERVER SIDE  
1/2" = 1'-0"



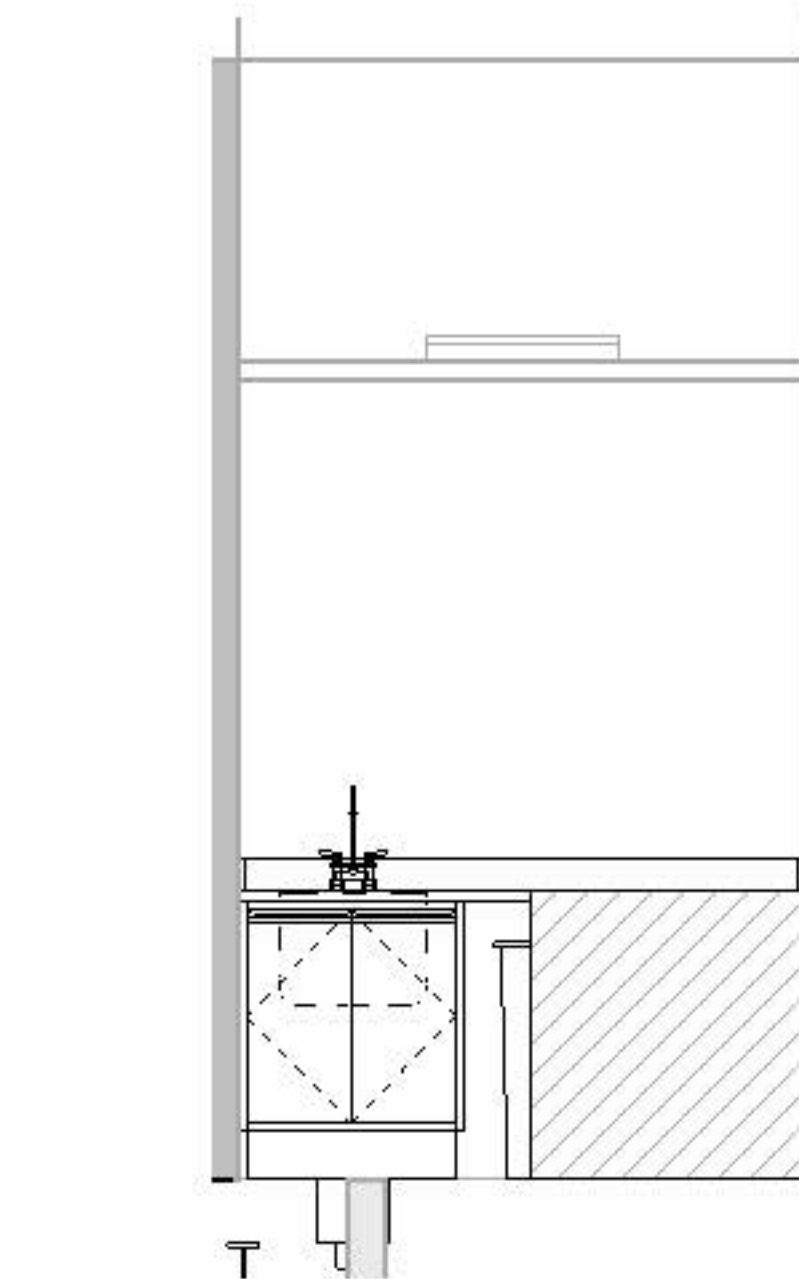
10 AL - SUPPORT COUNTER  
1/2" = 1'-0"



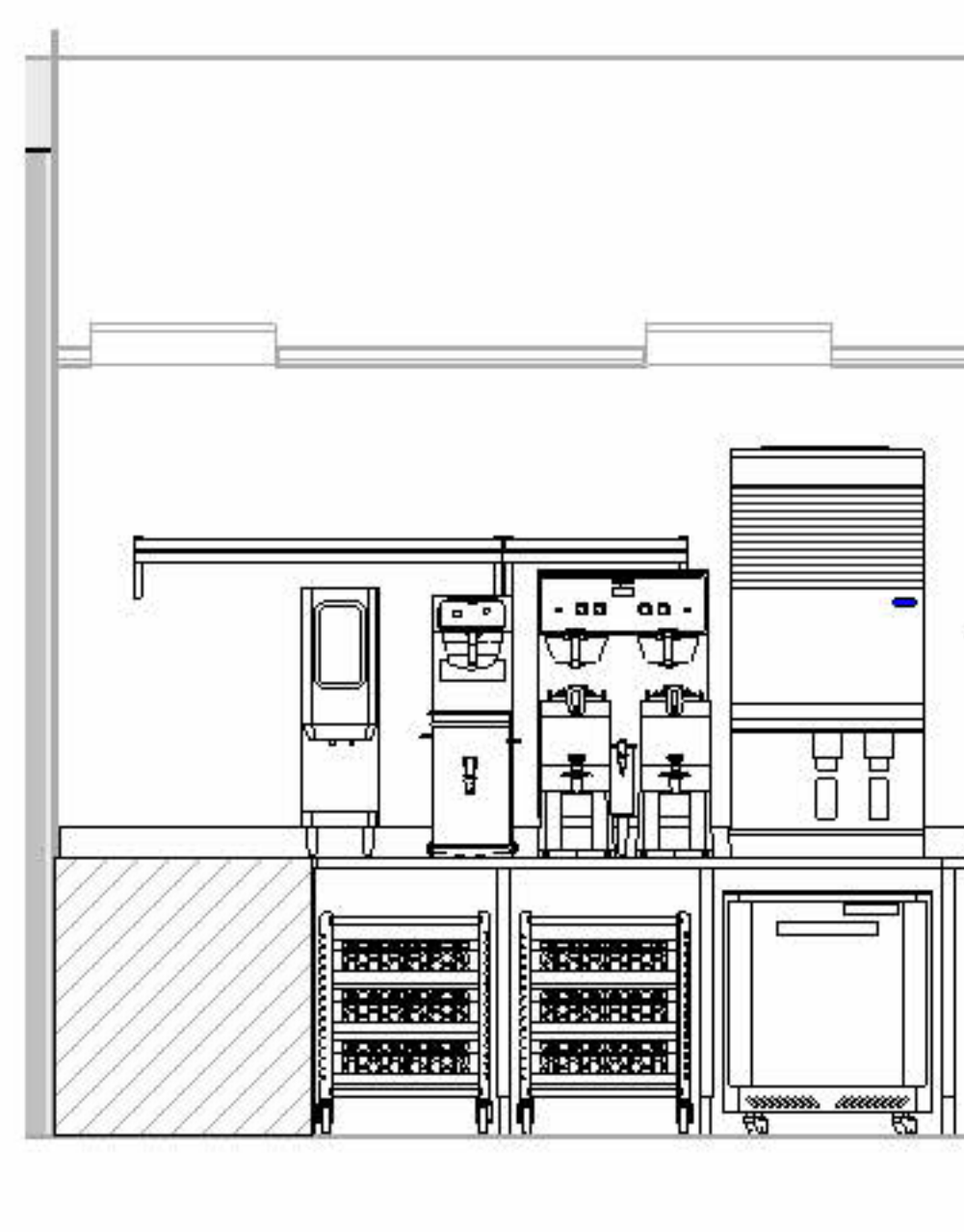
2 AL - DISHLINE  
1/2" = 1'-0"



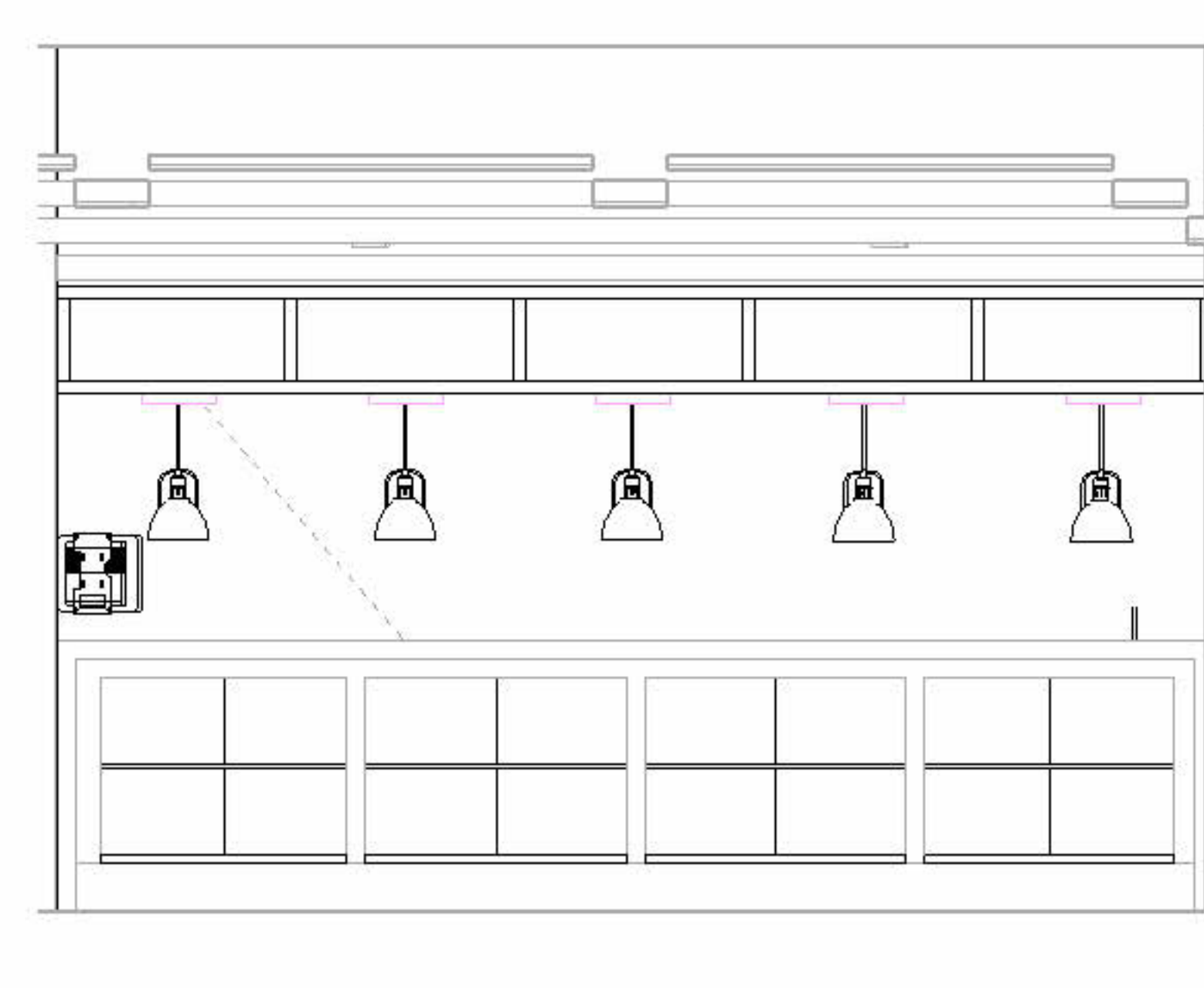
3 AL - HAND SINK & STORAGE RACKS  
1/2" = 1'-0"



4 AL - PREP SINK  
1/2" = 1'-0"



5 AL - BEVERAGE COUNTER  
1/2" = 1'-0"



6 AL - FRONT COUNTER CUSTOMER SIDE  
1/2" = 1'-0"

TAG LEGEND	
FS2	KEYNOTE TAG
100	EQUIPMENT TAG
PL-01	MATERIAL TAG

EQUIPMENT NUMBERING KEY			
#	GROUP (AS APPLIES)	SERIES	CATEGORY
1H	MC KITCHEN	100	NEW (IFSC BASE SCOPE)
1P	MC PANTRY	200	EXISTING (EXISTING KITCHEN)
2H	AL KITCHEN	300	BY OTHERS (VENDOR GC MECL)
2P	AL PANTRY	400	MILLWORK (IFSC BASE SCOPE)
		500	SMALLWARES (TRASH, PAPER, VESSELS)
		600	ELECTRICAL (COW, RECEPTACLES, GFCI LIGHTING)
		700	PLUMBING (JL-COP, SHAW, H&B FLOOR DRAINING)
		800	SIGNAGE (BRANDING, DIGITAL, SCREENS)
AREA (AS APPLIES)		1E100	
GROUP (AS APPLIES)			CATEGORY

LIFESPACE THE WATERFORD DINING  
RENOVATION  
601 UNIVERSE BOULEVARD, JUNO BEACH, FL - 33408

SCOPOS  
hospitality group  
300 W. Chestnut St, Suite 201,  
Ephrata, PA 17522  
717-733-5810  
scoposhospitalitygroup.com

THW  
DESIGN

COPYRIGHT ©  
THOMPSON HANCOCK WITTE &  
ASSOCIATES, INC.

2100 RiverEdge Parkway  
Suite 900  
Atlanta, GA 30328

2632 Broadway Street  
Suite 201, South Building  
San Antonio, TX 78215

PH: 770 916 2220  
FAX: 770 916 2299

www.thw.com

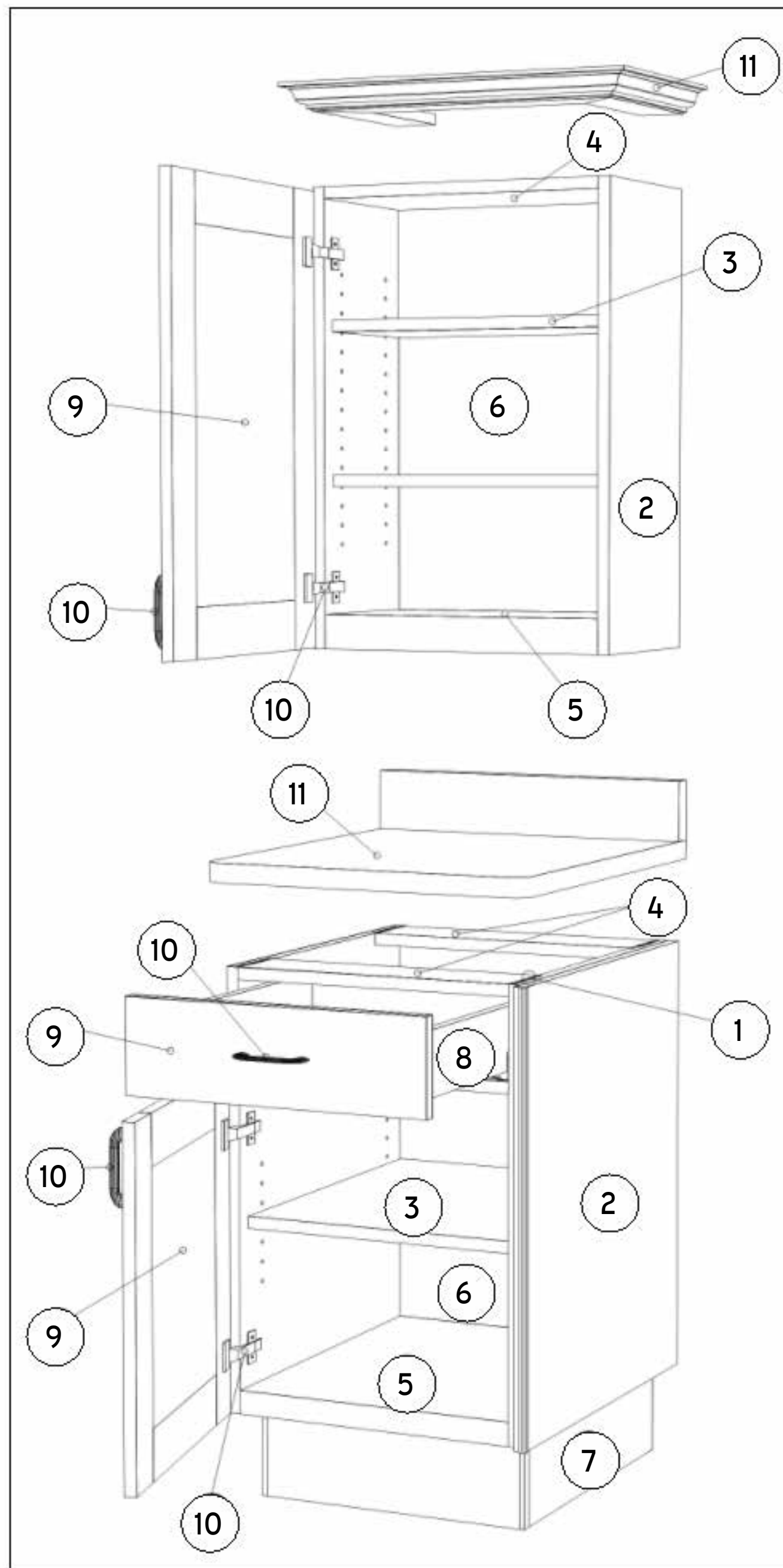
DESIGN  
DEVELOPMENT

Project No.:  
Date: 08/22/2025

SECOND  
FLOOR  
ELEVATIONS

QF-C400

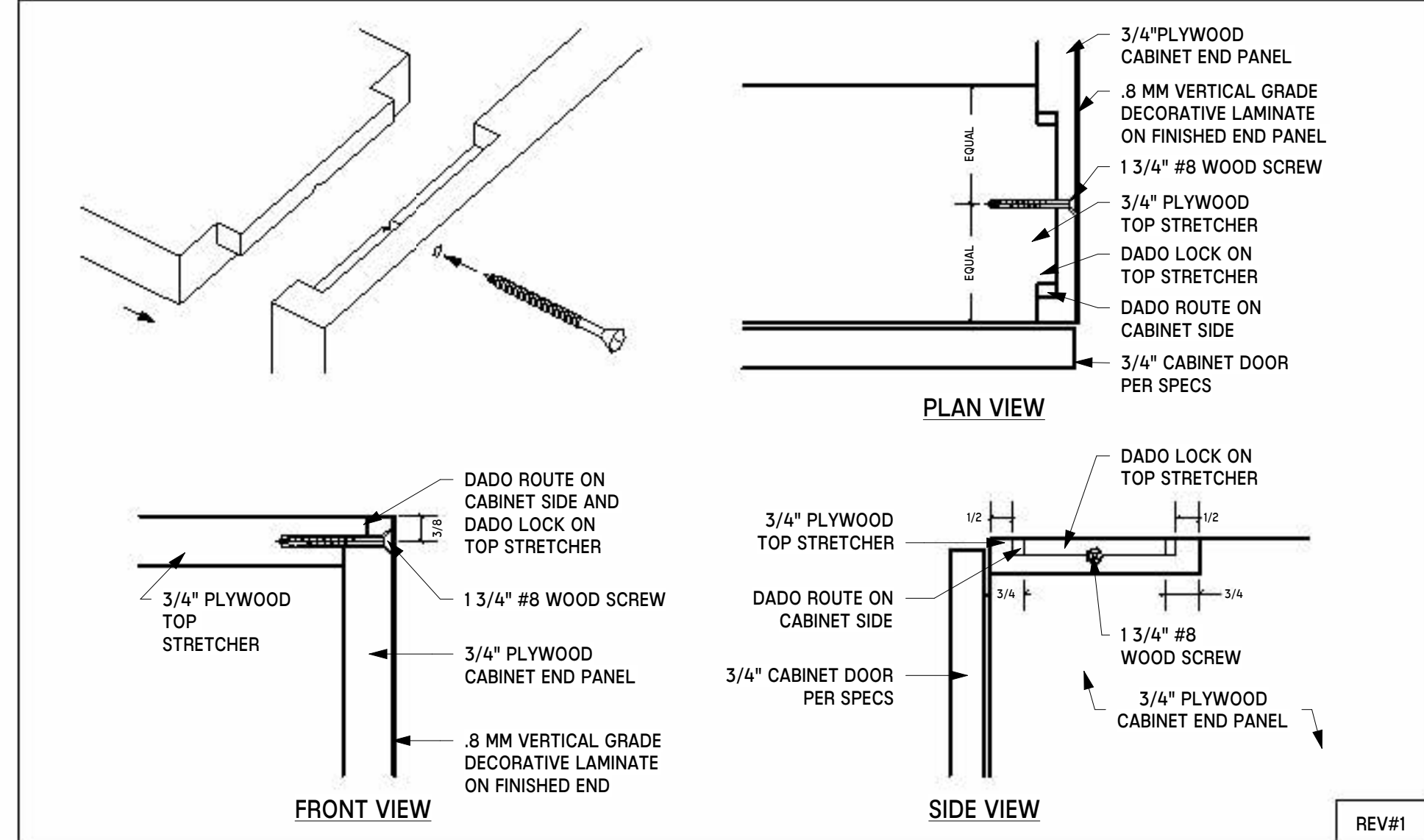
Autodesk Docs://WCR - Stage 2 - MC\_AL\_ILU\_LifespaceWaterford\_MC-AL\_R24\_V1.rvt



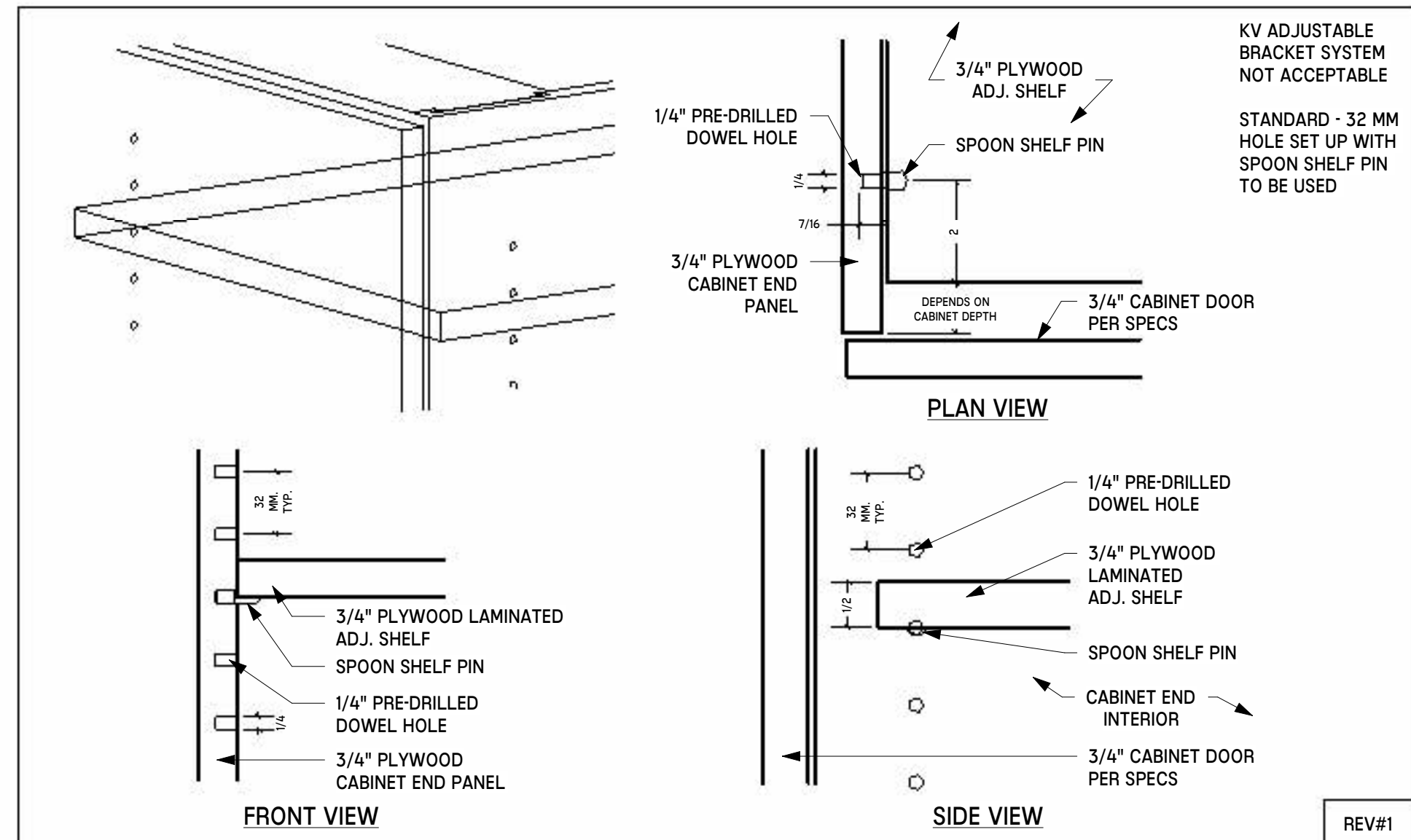
- 1. CABINET BOX**
- A. JOINT: PREMIUM QUALIFIED BLIND DADO/GLUE AND SCREW PANEL JOINTERY.
- B. MATERIAL: 18MM (3/4") BALTIC BIRCH PLYWOOD, NO ADDED FORMALDEHYDE, EXTERIOR GLUE.
- C. CONCEALED INTERIOR: 0.032" HPL CABINET LINER, VERTICAL GRADE FROSTY WHITE OR BLACK.
- D. FACE EDGE BANDING: 0.032" HPL DECORATIVE, VERTICAL GRADE TO MATCH U.O.N. EXTERIOR FINISH/COLOR (WILSONART, FORMICA OR MAJOR AVAILABLE BRAND).
- 2. END PANELS**
- A. CONCEALED: FINISHED 0.032" HPL CABINET LINER, VERTICAL GRADE FROSTY WHITE OR BLACK (ASSEMBLY SCREWS AND OTHER STRUCTURAL HARDWARE EXPOSED UNTIL FINAL INSTALLATION PERFORMANCE).
- B. EXPOSED EXTERIOR: APPLIED PANEL: 18MM (3/4") BALTIC BIRCH PLYWOOD CORE WITH 0.032" HPL DECORATIVE, VERTICAL GRADE, APPLIED TO THE SIDE AFTER CABINET BOX ASSEMBLED (1/2" X 1/2" S.S. PROTECTIVE GUARD ON EXPOSED CORNER).
- C. SEMI EXPOSED EXTERIOR: FINISHED 0.032" HPL DECORATIVE, VERTICAL GRADE, DIRECTLY APPLIED TO THE SIDE AFTER CABINET BOX ASSEMBLED. FINISH/COLOR (WILSONART, FORMICA OR MAJOR AVAILABLE BRAND), AS SPECIFIED.
- 3. SHELVES**
- A. CONCEALED: ADJUSTABLE 18MM (3/4") BALTIC BIRCH PLYWOOD CORE WITH 0.032" HPL CABINET LINER ON BOTH SIDES, VERTICAL GRADE FROSTY WHITE OR BLACK. 1MM PVC EDGE BANDING ON ALL EDGES, COLOR TO MATCH CABINET LINER. SUPPORTED BY "SPOON" TYPE METAL SHELF PINS AND LINE BORING ON THE SIDES, ADJUSTABLE IN 32MM (1 1/4") INCREMENTS.
- B. EXPOSED INTERIOR: ADJUSTABLE OR FIXED 18MM (3/4") BALTIC BIRCH PLYWOOD CORE WITH 0.032" HPL DECORATIVE ON BOTH SIDES AND EXPOSED EDGES. COLOR COORDINATED WITH THE FINISH/COLOR OF MATERIAL SELECTION. SUPPORTED BY "SPOON" TYPE METAL SHELF PINS AND LINE BORING ON THE SIDES, ADJUSTABLE IN 32MM (1 1/4") INCREMENTS, OR DECORATIVE SUPPORTS AS SPECIFIED.
- C. WHEN LED STRIPS ARE REQUIRED LIGHT RAIL IS OPTIONAL.
- 4. TOP**
- A. BASE CABINET: INSTALL TOP STRETCHERS OR FULL TOP WHEN REQUIRED FOR EQUIPMENT OR COUNTER TOP SUPPORT 18MM (3/4") BALTIC BIRCH PLYWOOD CORE WITH 0.032" HPL CABINET LINER ON BOTH SIDES AND EXPOSED EDGES.
- B. UPPER CABINET: FULL TOP 18MM (3/4") BALTIC BIRCH PLYWOOD CORE WITH 0.032" HPL CABINET LINER ON BOTH SIDES AND EXPOSED EDGES.
- 5. BOTTOM**
- A. BASE CABINET: FULL BOTTOM WITH 3/4" LIGHT RAIL 18MM (3/4") BALTIC BIRCH PLYWOOD CORE WITH 0.032" HPL CABINET LINER ON BOTH SIDES AND EXPOSED EDGES.
- B. UPPER CABINET: FULL BOTTOM WITH 1 1/2" LIGHT RAIL - 18MM (3/4") BALTIC BIRCH PLYWOOD CORE WITH 0.032" HPL CABINET LINER ON BOTH SIDES AND EXPOSED EDGES.
- 6. BACK**
- A. BASE AND UPPER CABINETS: FULL BACK 18MM (3/4") BALTIC BIRCH PLYWOOD CORE WITH 0.032" HPL CABINET LINER ON BOTH SIDES AND EXPOSED EDGES.
- B. EXPOSED EXTERIOR: 0.032" HPL DECORATIVE OR FINISHED TO MATCH U.O.N. EXTERIOR FINISH/COLOR (WILSONART, FORMICA OR MAJOR AVAILABLE BRANDS).
- 7. TOE BASE**
- A. PLYWOOD: DETACHED AND ADJUSTABLE PLATFORM 18MM (3/4") BALTIC BIRCH PLYWOOD CORE WITH DECORATIVE FINISHED TOE BOARD AS SPECIFIED. METAL ADJUSTABLE LEVELERS TO KEEP BASE OFF THE FLOOR FOR MOISTURE BARRIER. RATED TO WITHSTAND TOTAL WEIGHT OF CASEWORK, COUNTER TOP AND INTEGRATED EQUIPMENT. STANDARD SELECTION WILL BE USED IF NOT SPECIFIED OTHERWISE.
- B. S.S. LEGS: 15/8" DIAMETER STAINLESS STEEL ADJUSTABLE LEG WITH DECORATIVE FINISHED TOE BOARD ATTACHED WITH KICK PANEL CLIP.
- C. FINISH OPTIONS AS SPECIFIED SHOULD BE SHOWN ON COVER SHEET WITH ALL FINISHES.
- D. LEG OPTION: REFER TO COVER SHEET FOR FINISH. LEG SPECIFIED BY OTHERS.
- 8. PULLOUTS**
- A. DRAWER BOX: 12MM (5/8") BALTIC BIRCH PLYWOOD CORE 0.032" HPL CABINET LINER ON BOTH SIDES AND EXPOSED EDGES. UNDERMOUNT GLIDES WITH INTEGRATED SOFT-CLOSE MECHANISM.
- B. TRASH UNIT: 18MM (3/4") BALTIC BIRCH PLYWOOD CORE WITH 0.032" HPL CABINET LINER ON BOTH SIDES AND EXPOSED EDGES. SELF-CLOSING, FULL EXTENSION HEAVY-DUTY SIDE MOUNT GLIDES, 150 LBS LOAD CAPACITY PER PAIR.
- C. EQUIPMENT INTEGRATED PULL-OUT: 18MM (3/4") BALTIC BIRCH PLYWOOD CORE WITH 0.032" HPL CABINET LINER ON BOTH SIDES AND EXPOSED EDGES. SELF-CLOSING, FULL EXTENSION HEAVY-DUTY SIDE MOUNT GLIDES, 350 LBS LOAD CAPACITY PER PAIR.
- 9. DOORS AND DRAWER FRONTS**
- A. STANDARD PLASTIC LAMINATE: 3/4" ENGINEERED SUBSTRATE WITH 0.032" HPL DECORATIVE ON BOTH SIDES AND EXPOSED EDGES. COLOR COORDINATED WITH THE FINISH/COLOR OF MATERIAL SELECTION.
- B. PANELED PLASTIC LAMINATE: CUSTOM DESIGN AS SPECIFIED.
- C. FLAT WOODEN: CUSTOM DESIGN AS SPECIFIED.
- D. PANELED WOOD: CUSTOM DESIGN AS SPECIFIED.
- E. VENTILATION: WILL BE PROVIDED PER EQUIPMENT MANUFACTURER REQUIREMENTS.
- F. FRAME WITH GLASS: SHALL BE 3/4" THICK, LAMINATED BOTH SIDES WITH HPL OR BE STAINED/PAINTED VENEER.
- G. GLASS SHALL BE CLEAR ACRYLIC AND SHALL BE RETAINED IN OPENINGS WITH REMOVABLE GLAZING. DOORS SHALL BE AVAILABLE FOR BOTH SLIDING AND HINGED DESIGNS. CUSTOM DESIGN AS SPECIFIED.

\* DOOR AND DRAWER FRONTS SHALL BE FABRICATED FROM AN 3/4" INDUSTRIAL GRADE CORE, LAMINATED ON BOTH FACE WITH HPL. TO AVOID WARPING, PLYWOOD CORE SHALL NOT BE USED. DOORS AND DRAWER FRONTS SHALL OVERLAY THE CABINET BODY AND ESTABLISH A 1/8" CONSISTENT REVEAL BETWEEN PAIRS OF DOORS, DOORS AND DRAWER FRONTS, AND MULTIPLE DRAWER FRONTS ON THE SAME CABINET.

- 10. HARDWARE**
- A. DOOR HINGES: BLUM CLIP-TOP CONCEALED, 107 DEGREE FULL OVERLAY HINGE WITH INTEGRATED SOFT-CLOSE. OPENING RESTRICTION STOP (INTEGRATED OR CABLE) AND QUIET BUMPERS WILL BE USED AS NEEDED.
- B. PULL-OUT GLIDES: UNDERMOUNT BLUM 563 SERIES WITH SOFT-CLOSE SIDE MOUNT ACCURIDE 3634EC SERIES WITH SOFT-CLOSE (150 LBS LOAD CAPACITY) AND ACCURIDE 7957 SERIES HEAVY-DUTY (350 LBS LOAD CAPACITY) PER WEIGHT REQUIREMENTS.
- C. LOCKS: COMPLEX CAM LOCKS WITH LATCHES ON PAIR DOORS. ALL LOCKS WILL BE PROVIDED KEYS ALIKE, UNLESS OTHERWISE SPECIFIED.
- D. FUNCTIONAL: STANDARD: 4" O.C. WIRE PULL, BRUSHED NICKEL FINISH.
- E. GATE HINGE: DOUBLE ACTING BOMMER 7114-603 ADJUSTABLE SPRING TENSION HINGE SINGLE ACTING MCKINNEY MACRO MP60 ADJUSTABLE SPRING TENSION HINGE.
- F. LIFT-UP MECHANISM: SUGATSUNE SOFT-DOWN STAY FOR TOP-OPENING FLAP DOORS.
- 11. MISCELLANEOUS**
- A. COUNTER TOP: ENGINEERED STONE.
- B. STAIN OR PAINT FINISHES: AS SPECIFIED.
- C. FILLERS: SHALL BE PROVIDED AND SCRIBED TO WALLS AND OTHER ADJOINING SURFACES. SAME MATERIAL AS IN CABINET CONSTRUCTION SHALL BE USED.
- D. REMOVABLE ACCESS: ALL INTEGRATED EQUIPMENT SHALL BE ACCESSIBLE FOR SERVICE VIA REMOVABLE PANELS, DOORS OR REMOVABLE CASEWORK SECTIONS. MILLWORKER TO PROVIDE AS NEEDED WHEN ENGINEERING SHOP DRAWINGS.
- E. FLOOR SINKS: STAINLESS STEEL SLEEVES EXTENDING TO THE FLOOR SHALL BE USED FOR ALL FLOOR SINKS LOCATED BENEATH CASEWORK. REFER TO DETAIL MEP-100.
- F. LED LIGHTS PLATE POCKETS: ALL PLATE POCKETS TO BE PROVIDED WITH SUPERBRIGHTLED LIGHT STRIP KIT RATED AT 3000 KELVIN TEMP GENERATING 360 LUMENS/FT., HOUSED IN A L-TASK-7D LED ALUMINUM CORNER CHANNEL WITH FROSTED STYRENE LENS TO DIFFUSE LIGHT. SIZE LENGTHS OF LED LIGHTS BASED ON WIDTH OF PLATE POCKETS. INSTALLED ABOVE EACH PLATE POCKET IN FRONT END CORNER WITH LIGHT RAIL, DAISY CHAINED TO SINGLE POINT CONNECTION. SYSTEM TO BE SECURED TO OPERATOR SIDE APRON TO PREVENT MISPLACEMENT. REMOTE CONTROL TO PROVIDE DIMMABLE OPERATION. MILLWORK FABRICATOR TO PROVIDE COUNTER INTEGRATED RECEPTACLE FOR LED LIGHTS POWER ADAPTER AND SWITCH INSTALLED IN APRON COMPLETE WITH ALL INTERCONNECTIONS. SWITCH TO BE EASILY ACCESSIBLE AND LABELED. REFER TO LED LIGHTING PLAN ON SCOPUS DRAWINGS.
- G. LED LIGHTS WALL CABINETS: ALL WALL CABINETS TO BE PROVIDED WITH SUPERBRIGHTLED LIGHT STRIP KIT RATED AT 3000 KELVIN TEMP GENERATING 360 LUMENS/FT., HOUSED IN A L-TASK-12F LED ALUMINUM CORNER CHANNEL WITH FROSTED STYRENE LENS TO DIFFUSE LIGHT. SIZE LENGTHS OF LED LIGHTS BASED ON WIDTH OF CABINETS. INSTALLED BELOW WALL CABINET WITH LIGHT RAIL, DAISY CHAINED TO SINGLE POINT CONNECTION. SYSTEM TO BE COMPLETE WITH LED CONTROLLER, OPERATION TO BE BY SINGLE SWITCH AND REMOTE CONTROL. REMOTE CONTROL TO BE SECURED INSIDE A WALL CABINET TO PREVENT MISPLACEMENT. REMOTE CONTROL TO PROVIDE DIMMABLE OPERATION. ELECTRICAL CONTRACTOR TO PROVIDE RECEPTACLE FOR LED LIGHTS POWER ADAPTER AND SWITCH INSTALLED IN WALL LOCATION DETERMINED BY ELECTRICAL ENGINEER. MILLWORK FABRICATOR TO PROVIDE LED LIGHTS AND INSTALL IN MERCHANDISE SHELVING COMPLETE WITH ALL INTERCONNECTIONS.
- H. LED LIGHTS MERCHANDISE SHELVING: ALL MERCHANDISE SHELVES TO BE PROVIDED WITH SUPERBRIGHTLED LIGHT STRIP KIT RATED AT 3000 KELVIN TEMP GENERATING 360 LUMENS/FT., HOUSED IN A L-TASK-7D LED ALUMINUM CORNER CHANNEL WITH FROSTED STYRENE LENS TO DIFFUSE LIGHT. SIZE LENGTHS OF LED LIGHTS BASED ON WIDTH OF SHELVING. INSTALLED BELOW EACH SHELF IN FRONT END CORNER OF SHELF WITH LIGHT RAIL, DAISY CHAINED TO SINGLE POINT CONNECTION. SYSTEM TO BE COMPLETE WITH LED CONTROLLER. OPERATION TO BE BY SINGLE SWITCH AND REMOTE CONTROL. REMOTE CONTROL TO BE SECURED TO SIDE OF SHELF TO PREVENT MISPLACEMENT. REMOTE CONTROL TO PROVIDE DIMMABLE OPERATION. ELECTRICAL CONTRACTOR TO PROVIDE RECEPTACLE FOR LED LIGHTS POWER ADAPTER AND SWITCH INSTALLED IN WALL LOCATION DETERMINED BY ELECTRICAL ENGINEER. MILLWORK FABRICATOR TO PROVIDE LED LIGHTS AND INSTALL IN MERCHANDISE SHELVING COMPLETE WITH ALL INTERCONNECTIONS.
- I. S.S. CORNER GUARDS: 22 GAGE STAINLESS STEEL CORNERS SHALL COVER ALL OUTSIDE CORNERS OF CASEWORK BASES.
- J. DECORATIVE MATERIALS: CUSTOM TBD (TILE, ACRYLIC, SPECIAL FILM OR VINYL COVERING).
- K. EQUIPMENT INTEGRATION AND PROTECTION: FURNISH FINISHED OPENINGS THROUGH COUNTERTOP AND BASE WHERE NEEDED TO ACCOMMODATE UTILITY LINES. FLOOR RECEPTACLES AND PROVIDE BLACK PLASTIC GROMMETS WHERE REQUIRED. PROVIDE ANGLE IRON SUPPORTS AROUND LONG DROP-IN CUT-OUTS AND HEAVY COUNTER TOP EQUIPMENT. PROVIDE STAINLESS STEEL CORNER GUARDS WHERE EQUIPMENT SLIDES IN AT LOCATIONS SUCH AS UNDER COUNTER REFRIGERATORS.
- L. "MOISTURE PROTECTION: PROVIDE SEALED TIGHT STAINLESS STEEL PANELING TO PROTECT CABINETRY WHERE MOISTURE IS PRESENT."
- M. "PROTECTIVE SS SHEET: ALL CASEWORK SURFACES EXPOSED TO HEAT FROM ADJACENT FOOD SERVICE EQUIPMENT IS TO BE FACED IN STAINLESS STEEL PER DRAWINGS."
- N. TRASH RECEPTACLES: CIRCULAR DEPOSIT CUT-OUTS TO HAVE STAINLESS STEEL RING COVERING INSTALLED. TYPICAL 6", 8", OR 12" DIAMETER REQUIRED. REFER TO DETAILS. MATERIAL AND ASSEMBLY TO MATCH CASEWORK. U.O.N.
- O. FASTENERS: SCREWS, HIDDEN BRACKETS, Z-CLIPS ARE AS REQUIRED BY CUSTOM DESIGN AND TO BE INDICATED ON SHOP DRAWINGS.
- P. INTEGRATED ACCESSORIES: PULLOUTS, WINE RACKS, CASTERS ARE TO BE DETERMINED AS SPECIFIED.
- TRIM: CROWN MOLDING DESIGN, BASEBOARDS, ETC ARE TO BE DETERMINED AS SPECIFIED.

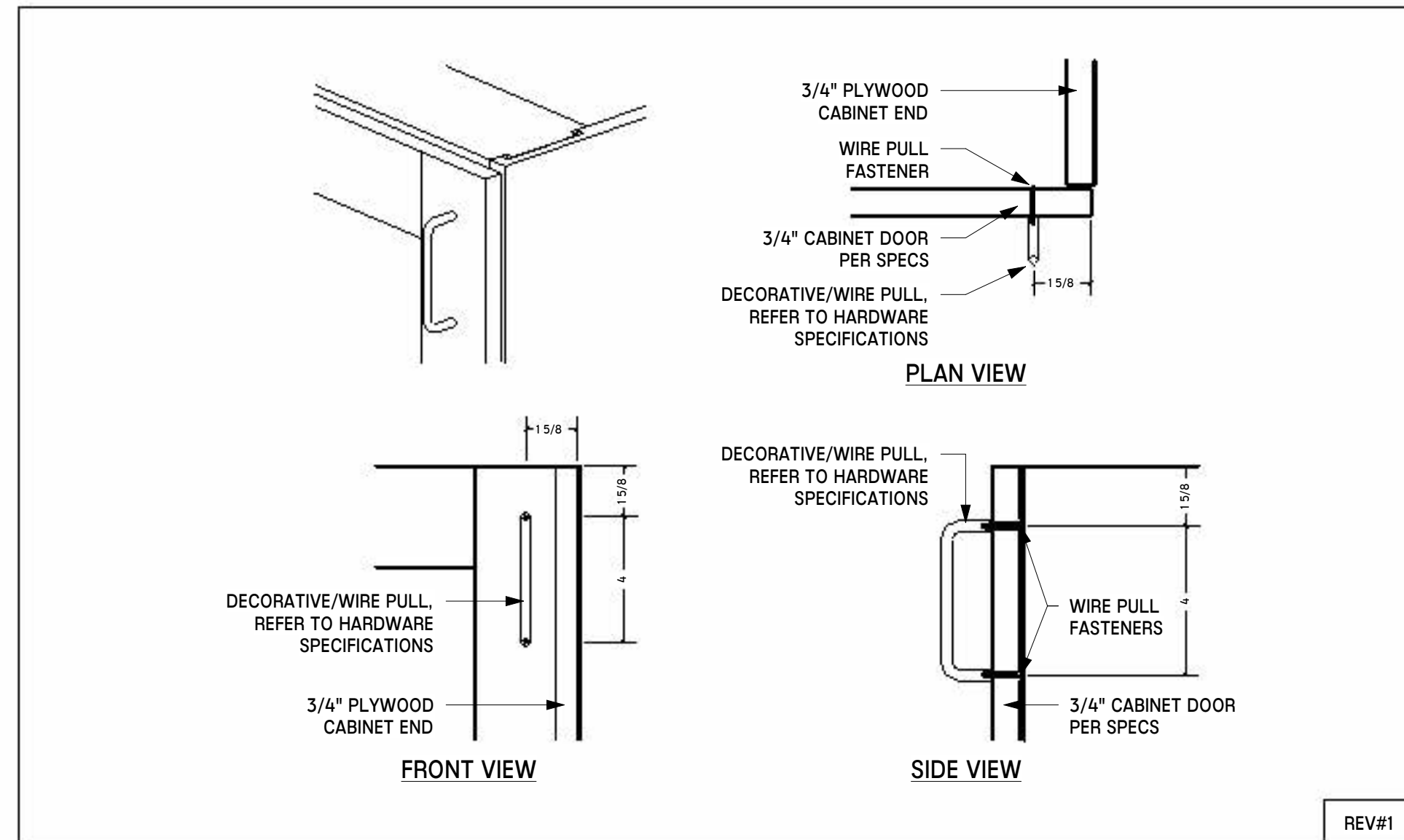


2 MWK-200 - DADO DETAIL NTS

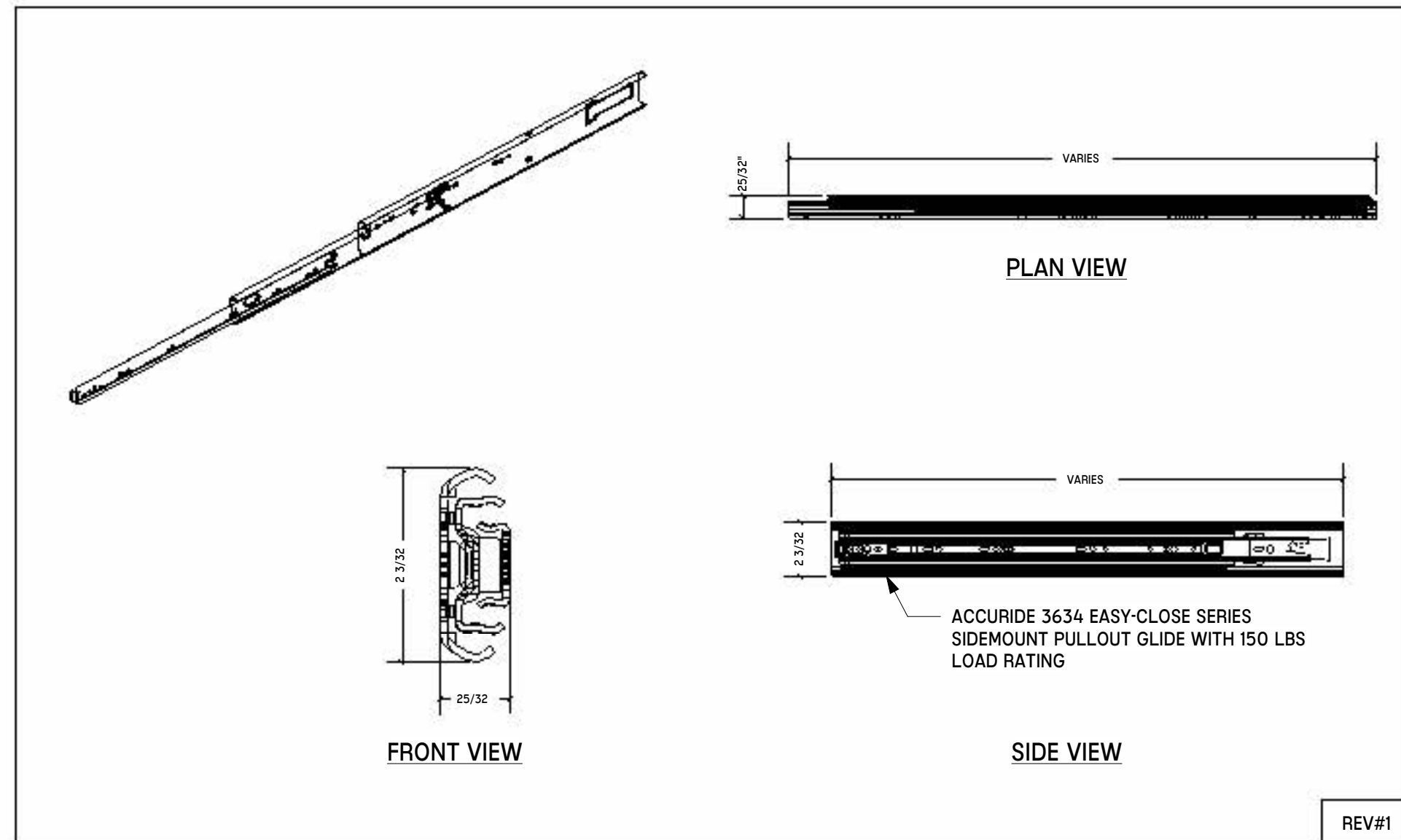


3 MWK-201 - ADJ. SHELF DETAIL NTS

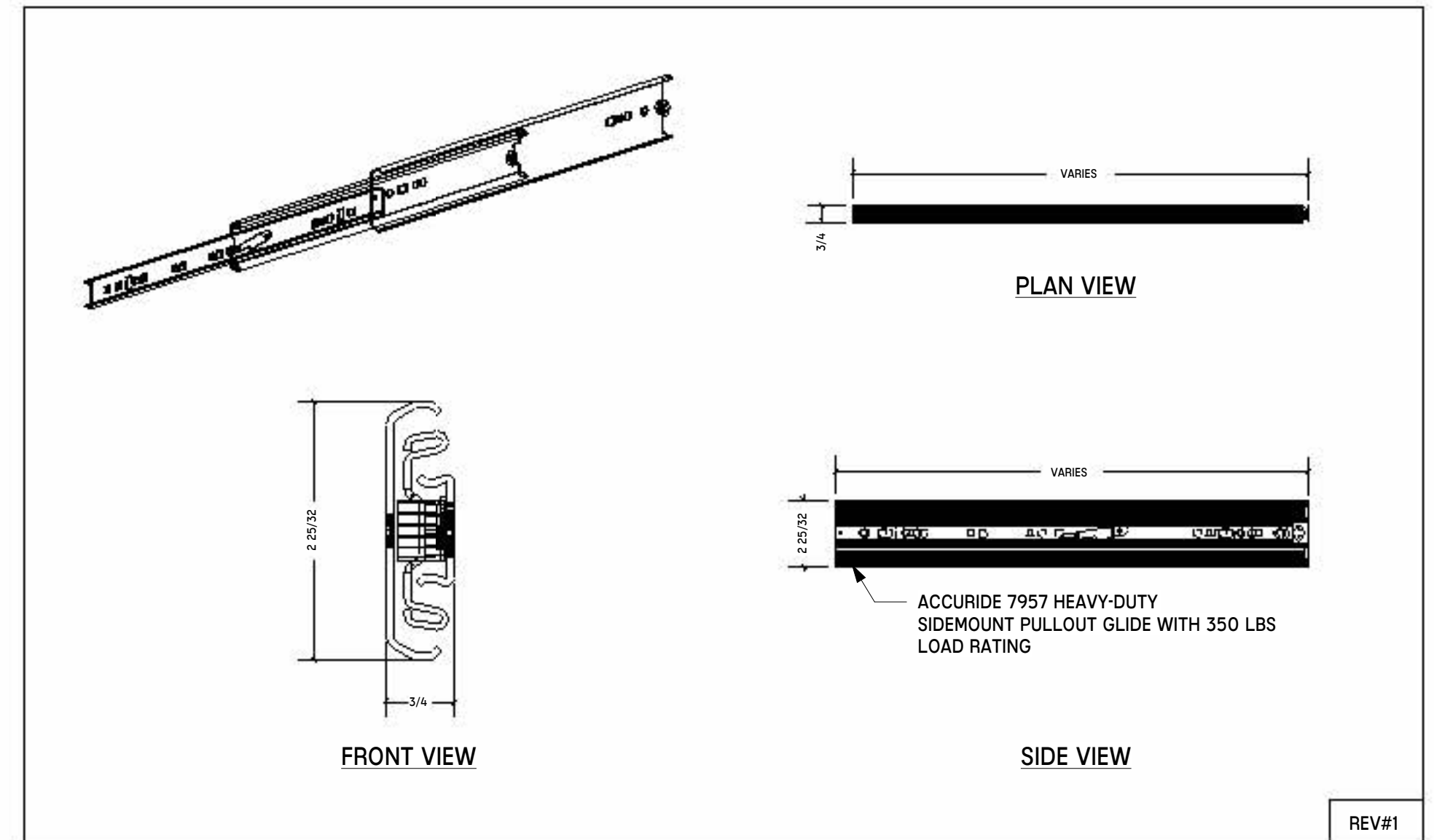
1 MWK-220 - STANDARD FOOD SERVICE CABINET SPECIFICATION NTS



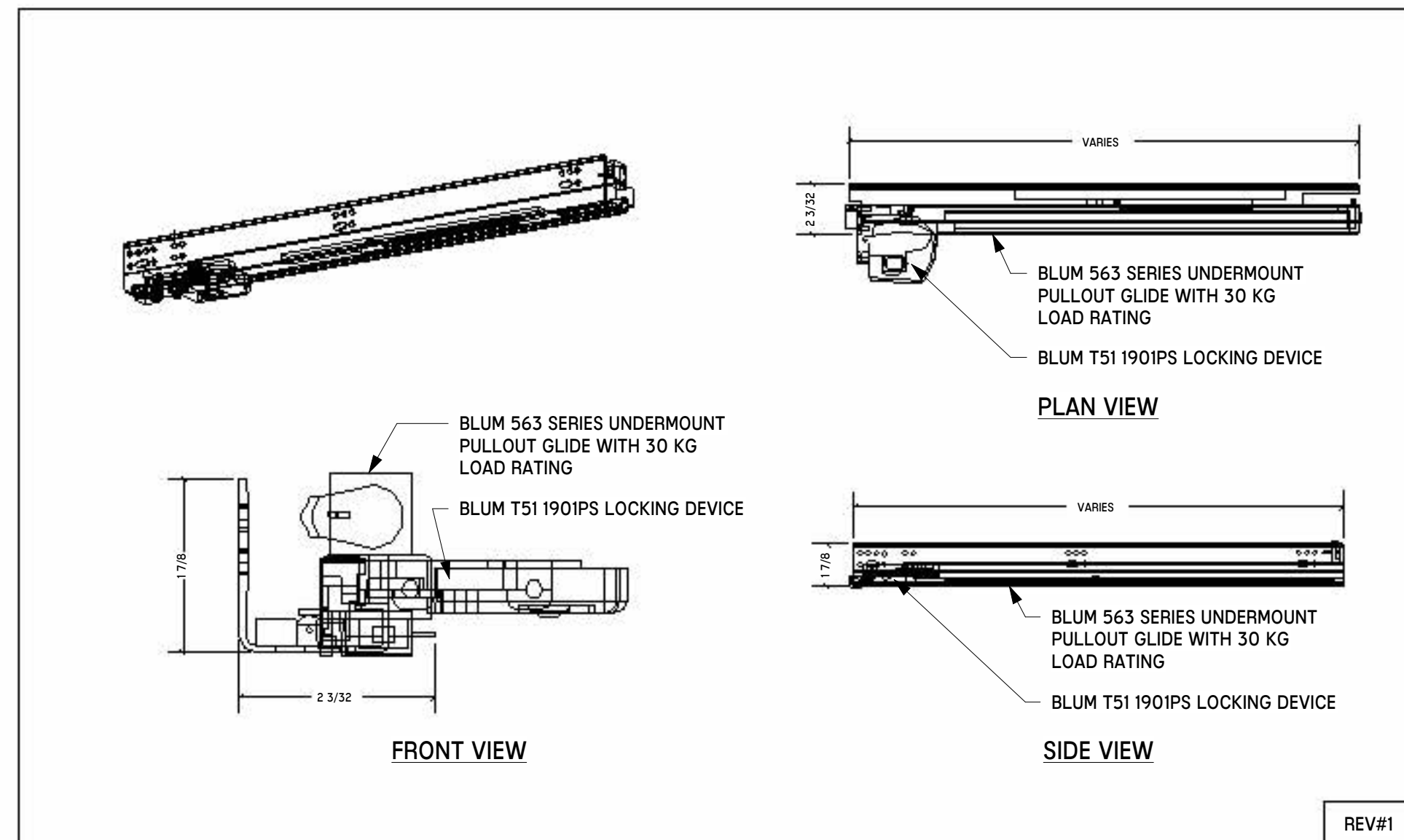
4 MWK-212 - PULL DETAIL NTS



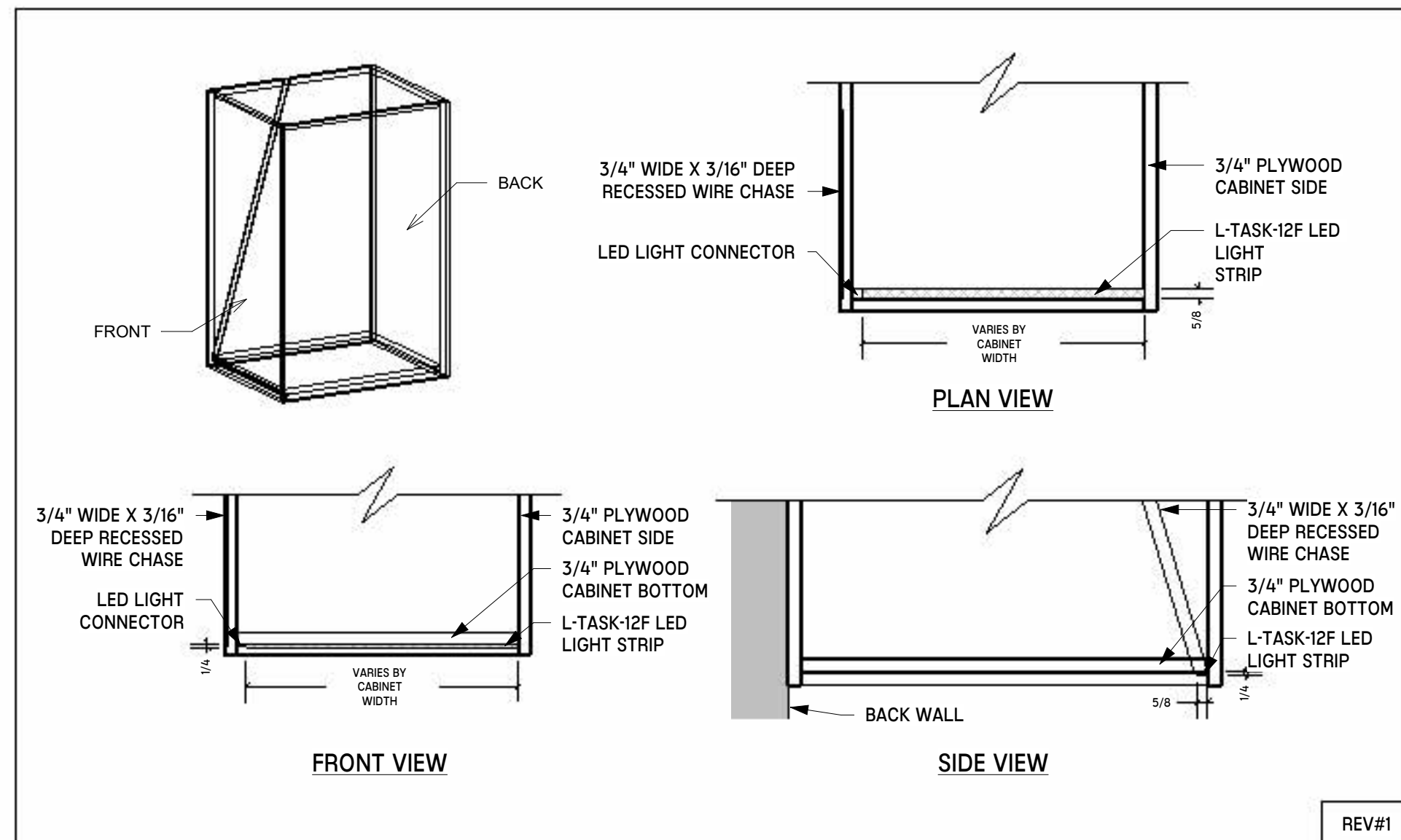
5 MWK-213 - ACCURIDE 3634EC PULLOUT GLIDE DETAIL NTS



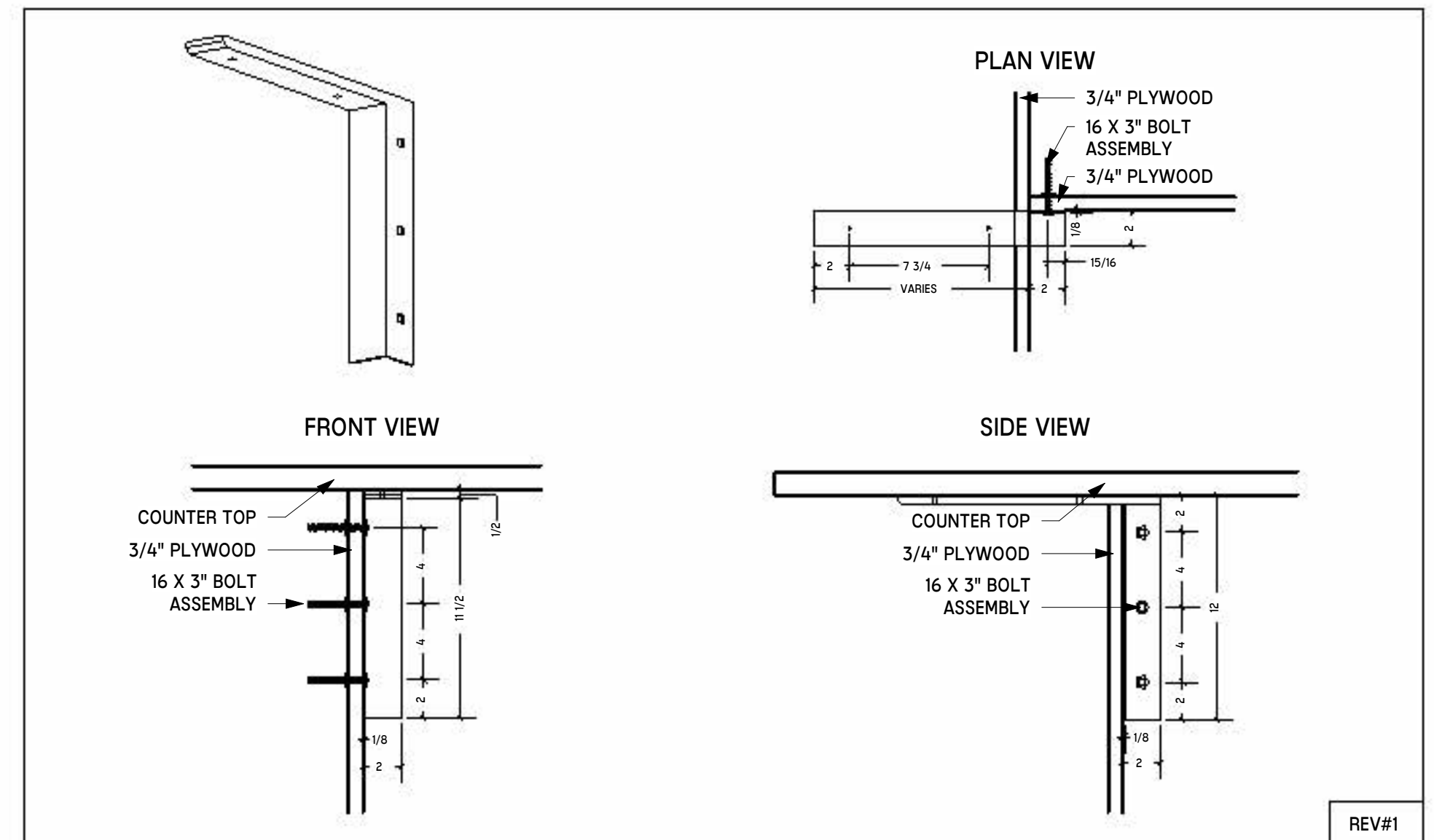
6 MWK-214 - ACCURIDE 7957 PULLOUT GLIDE DETAIL NTS



7 MWK-215 - BLUM 563 PULLOUT GLIDE DETAIL NTS



8 MWK-216 - L-TASK-12F LED LIGHT STRIP DETAIL NTS



9 MWK-217 - C-FLAT CONCEALED BRACKET DETAIL NTS

NO.	DATE	DESCRIPTION
08/22/25	DESIGN DEVELOPMENT	
04/07/25	SCHEMATIC DESIGN	

LIFESPACE THE WATERFORD DINING RENOVATION  
601 UNIVERSE BOULEVARD, JUNO BEACH, FL - 33408

SCOPOS  
hospitality group  
300 W. Chestnut St, Suite 201,  
Ephrata, PA 17522  
717-733-5810  
scoposhospitalitygroup.com

THW  
DESIGN

COPYRIGHT ©  
THOMPSON HANCOCK WITTE &  
ASSOCIATES, INC.

2100 RiverEdge Parkway  
Suite 900  
Atlanta, GA 30328

2632 Broadway Street  
Suite 201, South Building  
San Antonio, TX 78215

PH: 770 916 2220  
FAX: 770 916 2299

www.thw.com

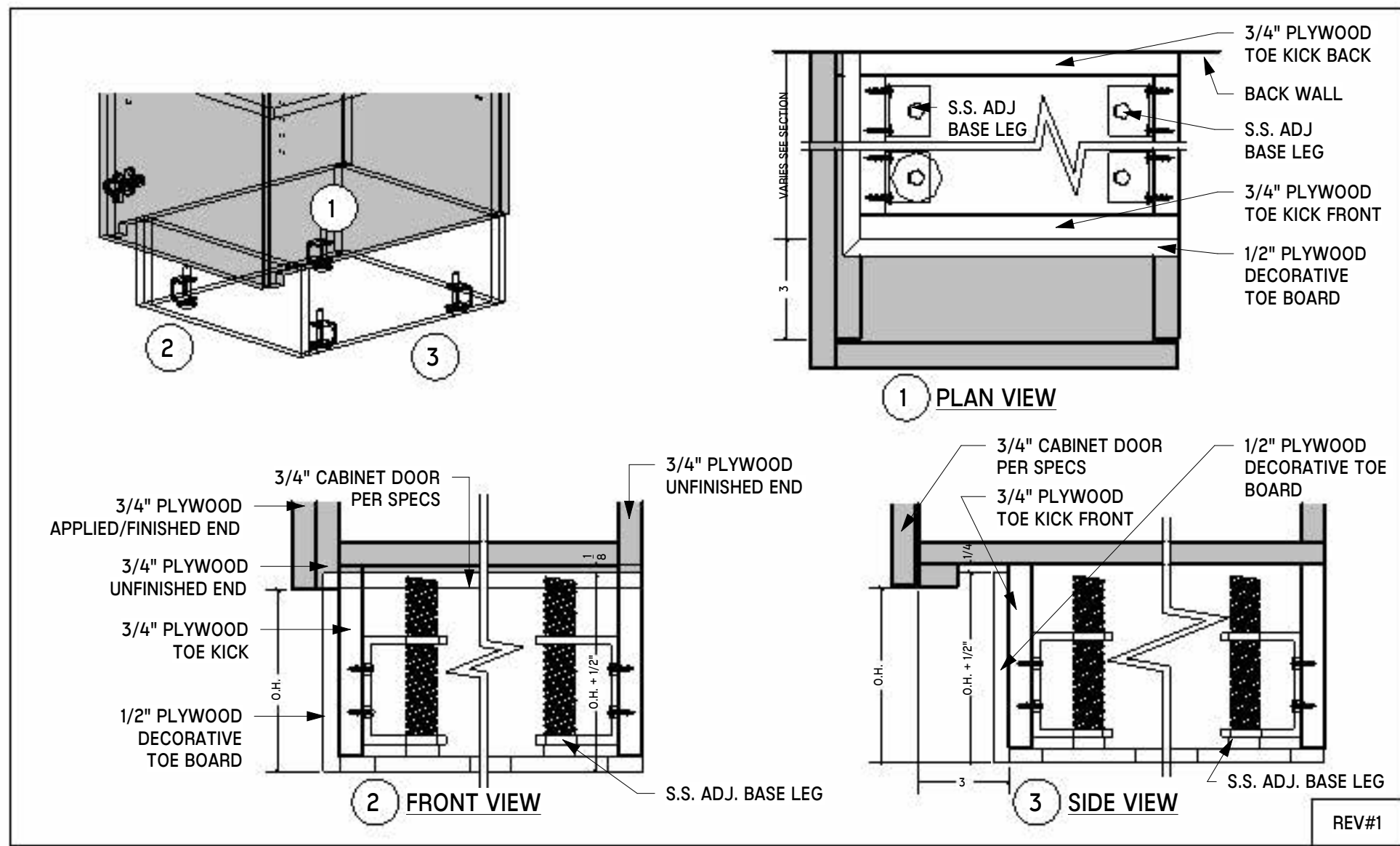
DESIGN  
DEVELOPMENT

Project No.:  
Date: 08/22/2025

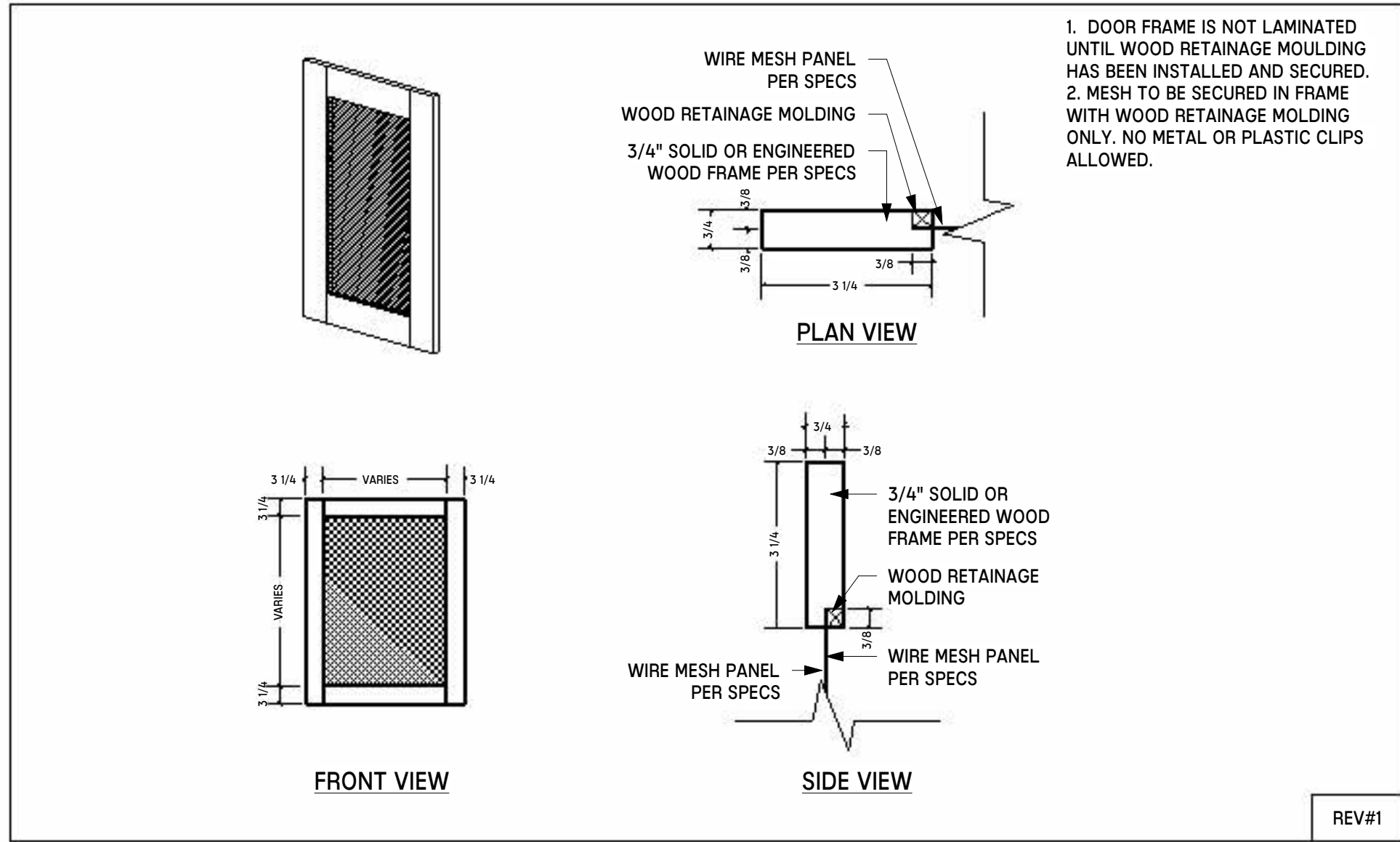
MILLWORK  
CONSTRUCTION  
DETAILS

QF-X900

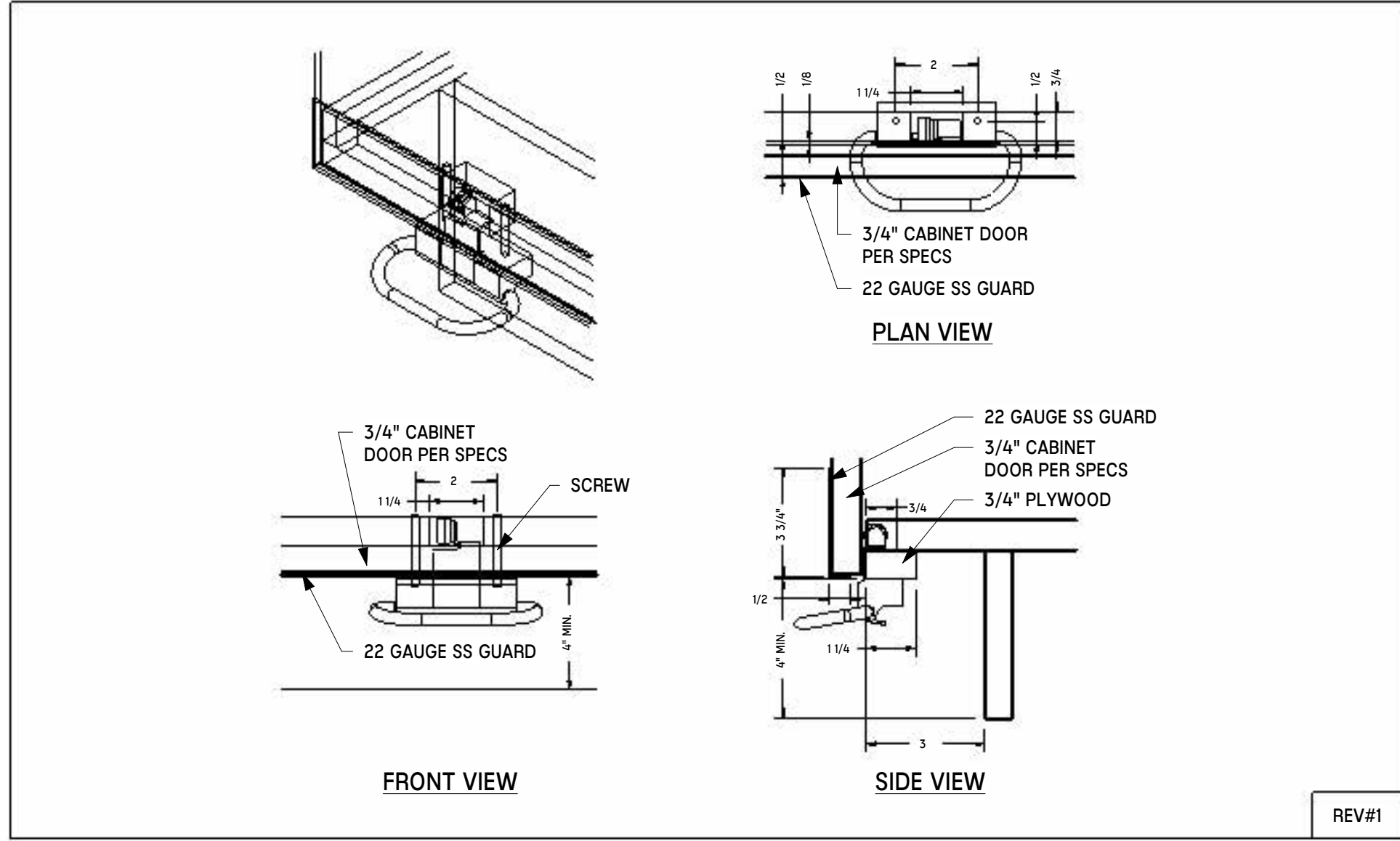
Autodesk Docs://WCR - Stage 2 - MC\_AL\_ILU/LifespaceWaterford\_MC-AL\_R24\_V1.rvt



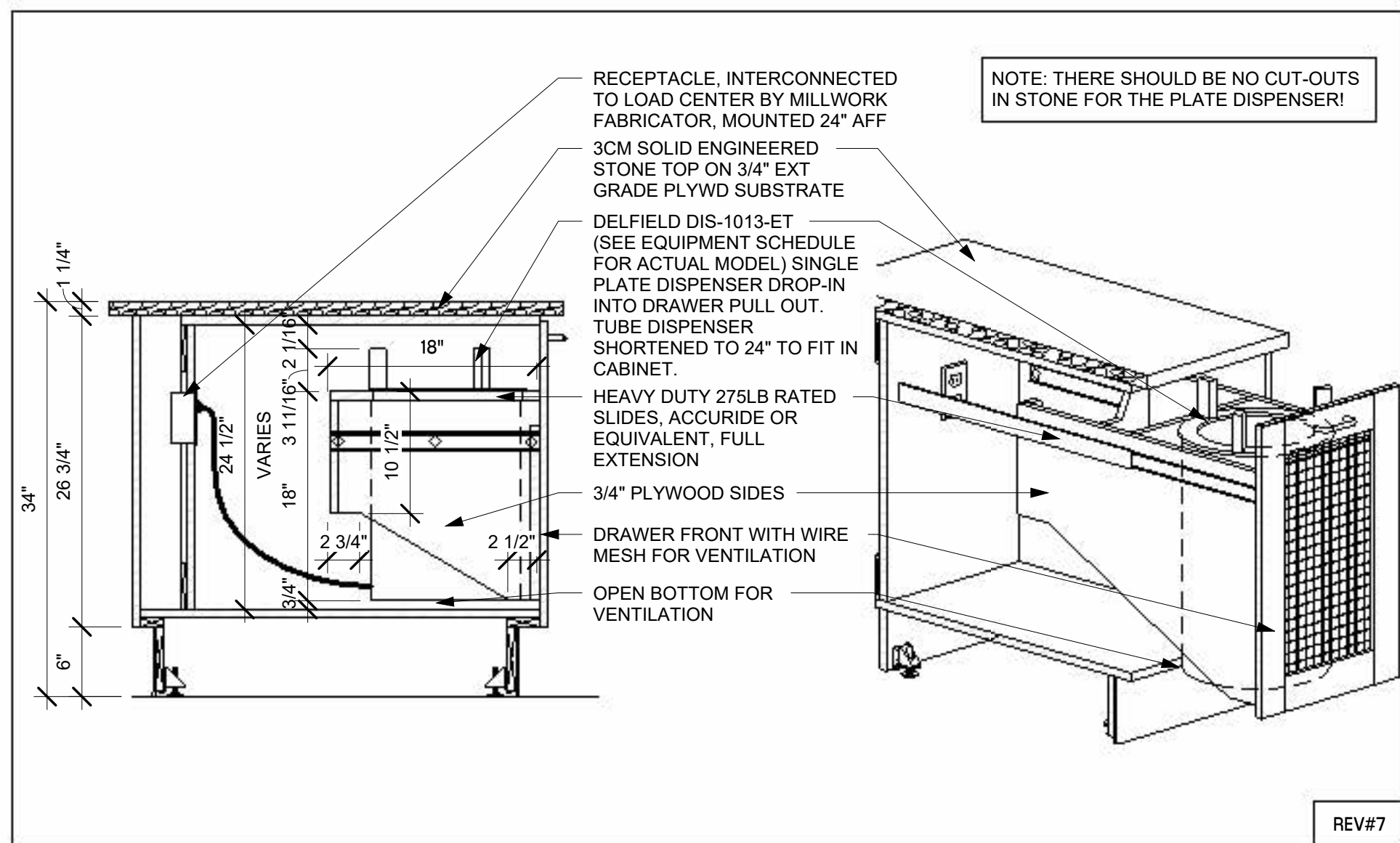
1 MWK-202 - TOE KICK DETAIL  
NTS



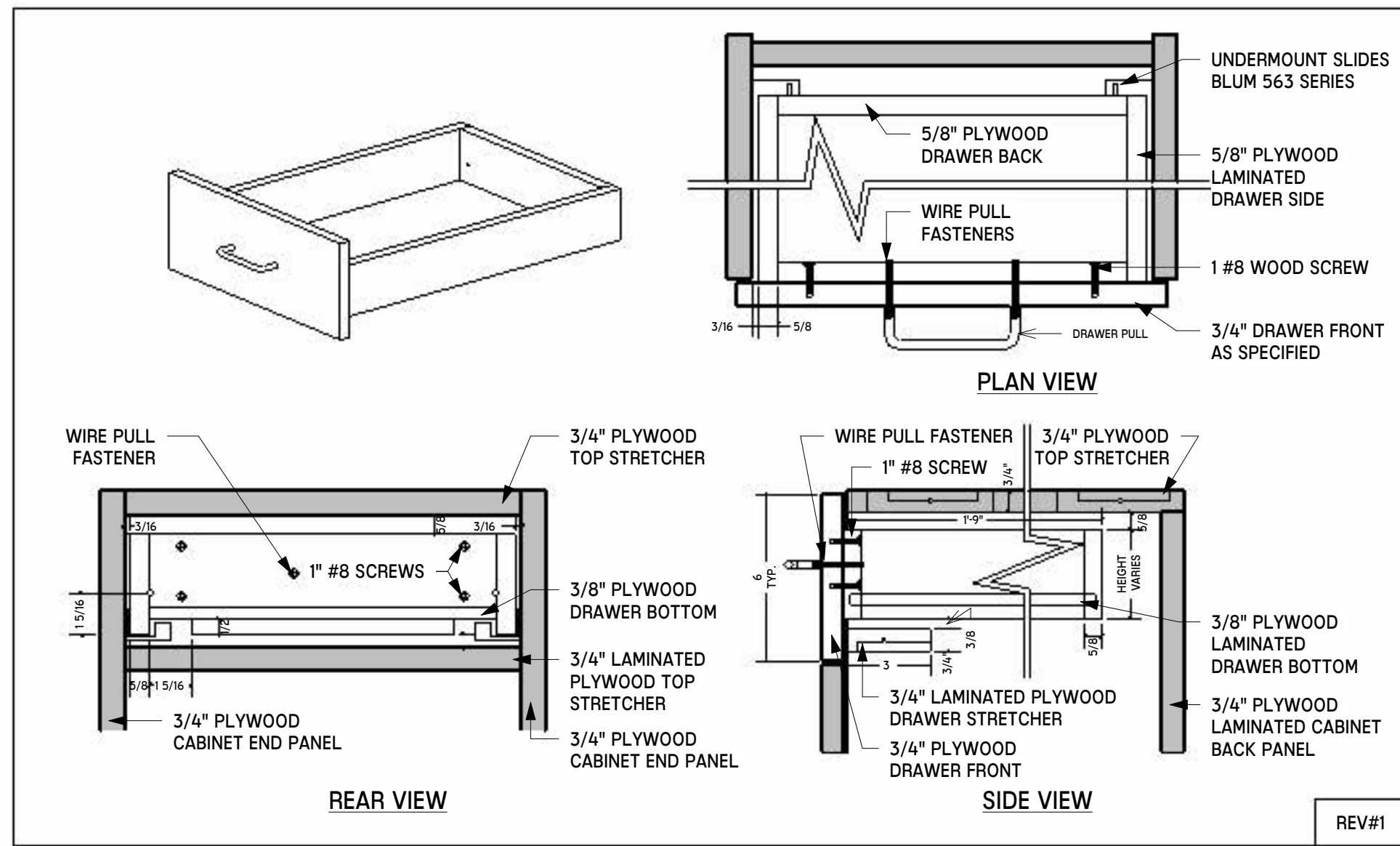
4 MWK-205 - WIRE MESH DOOR DETAIL  
NTS



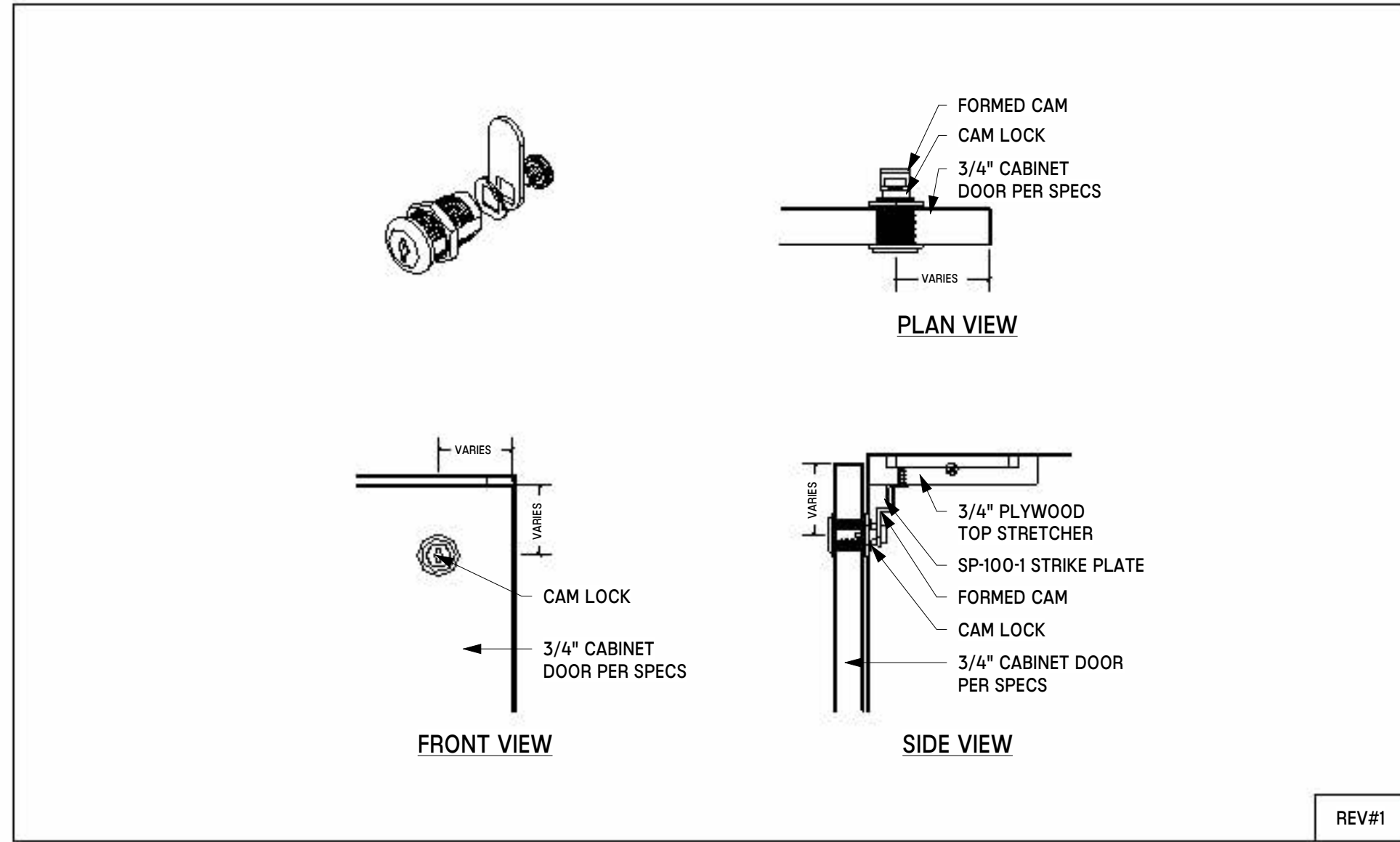
7 MWK-219 - FOOT PEDAL DETAIL  
NTS



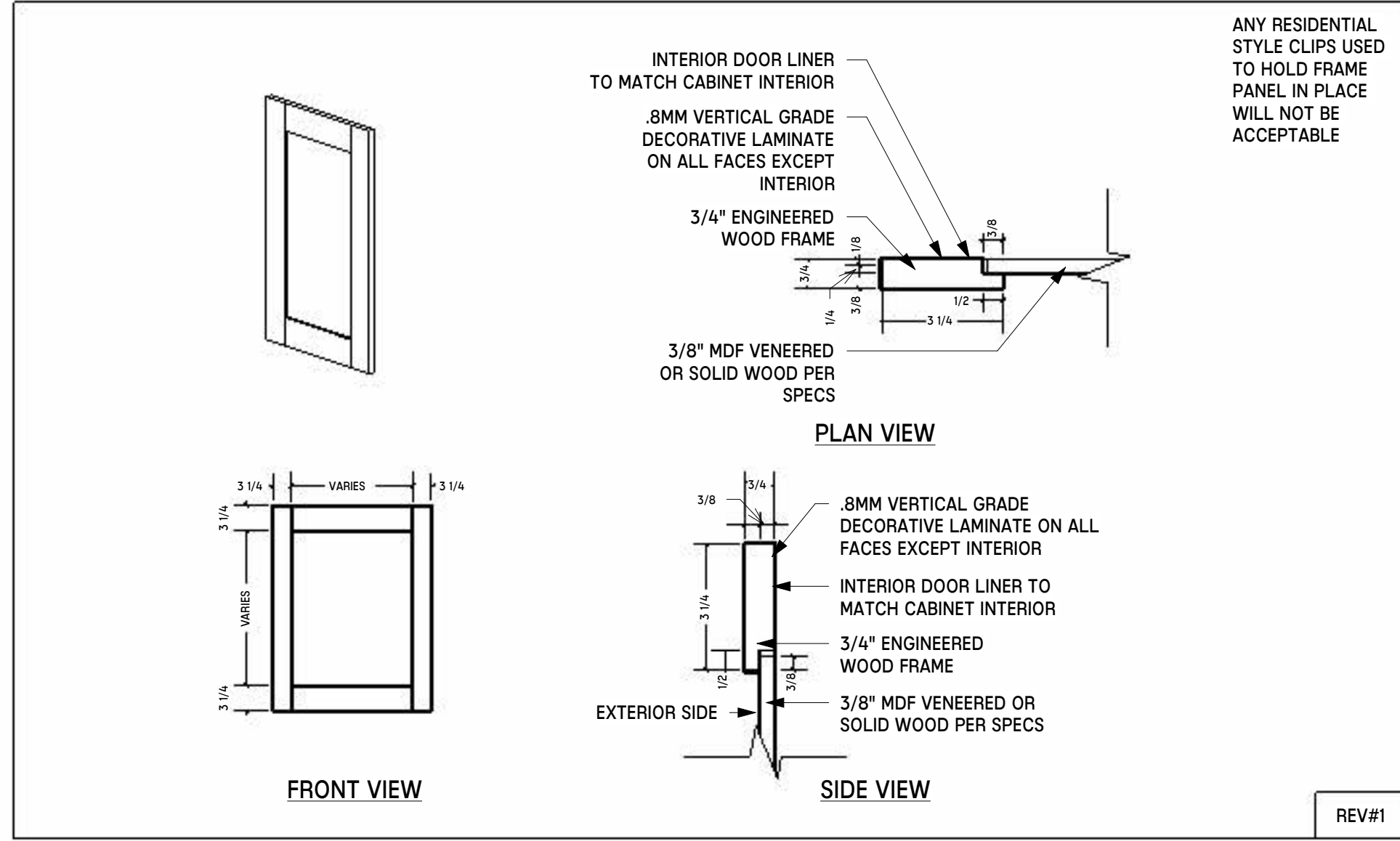
10 MWK-117 - PLATE PULL OUT DETAIL  
NTS



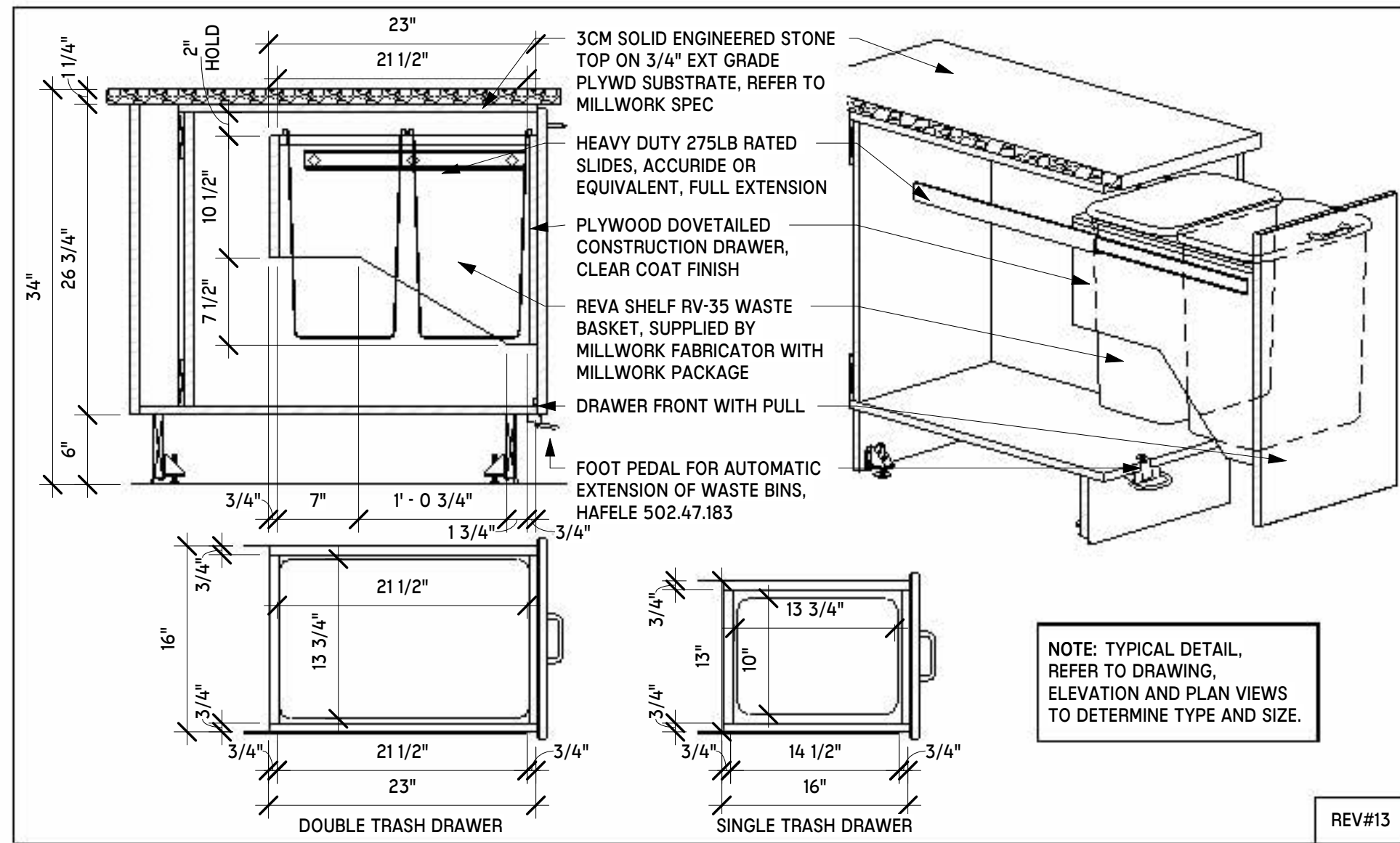
2 MWK-203 - DRAWER BOX DETAIL  
NTS



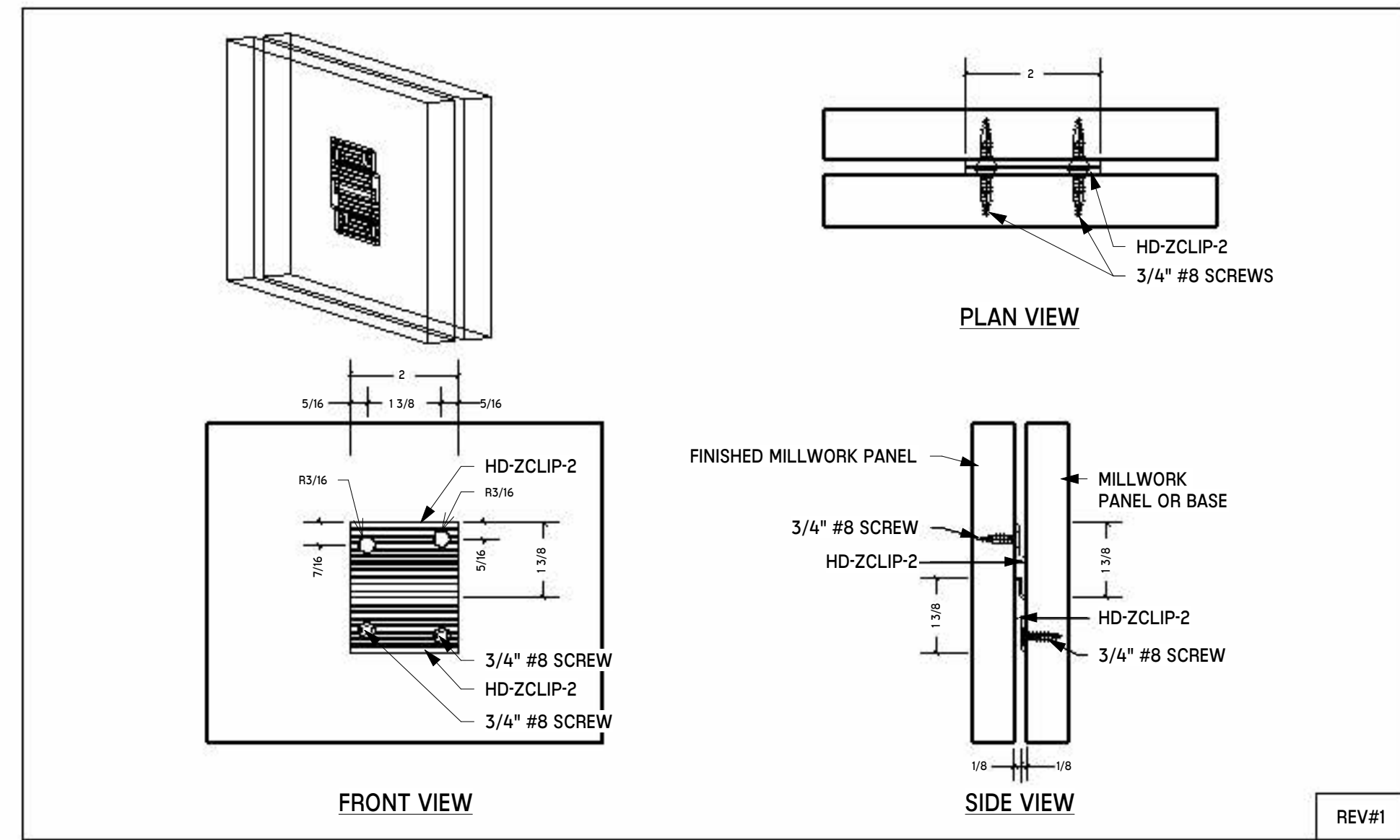
5 MWK-206 - CAM LOCK DETAIL  
NTS



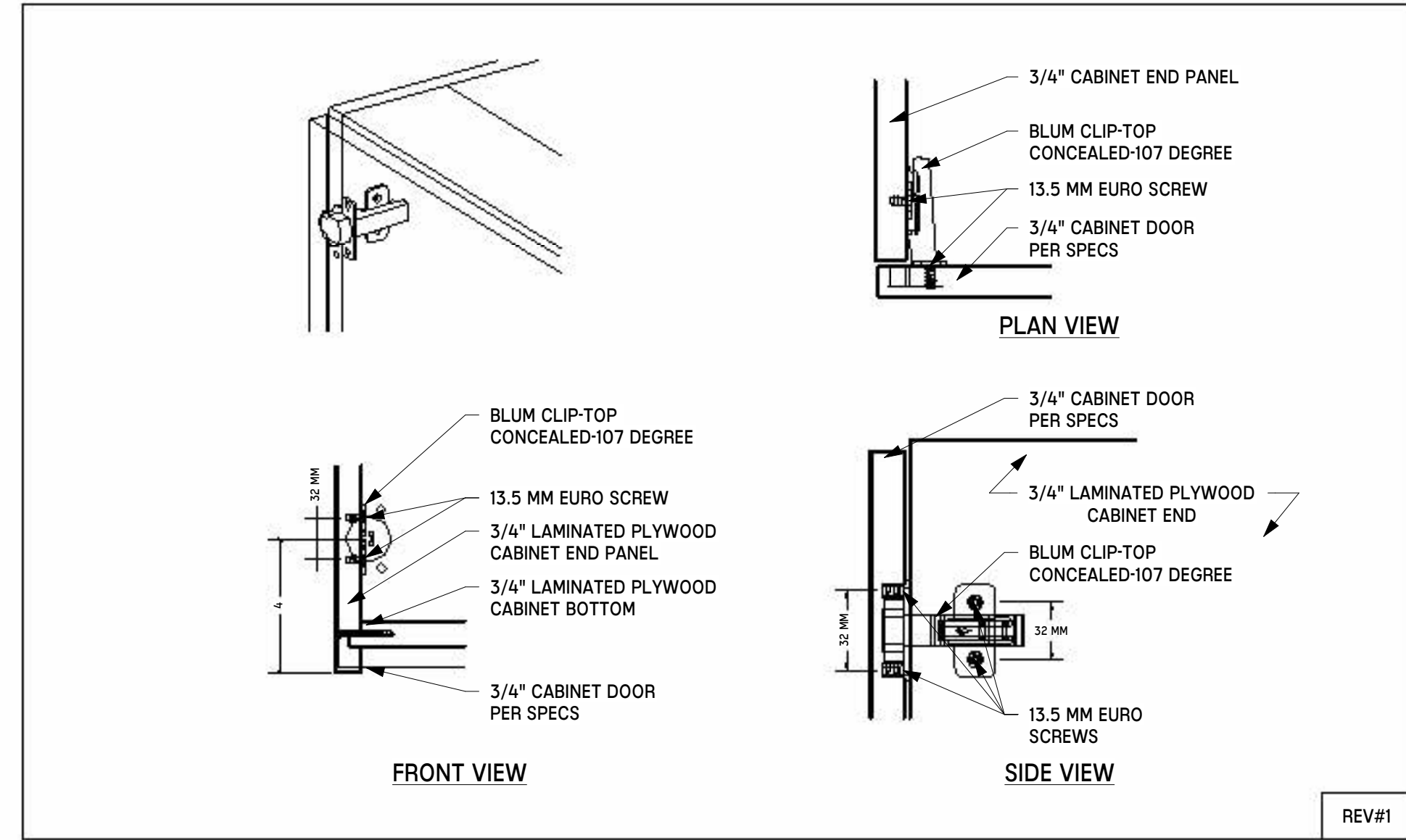
8 MWK-210 - FRAME PLAM DOOR DETAIL  
NTS



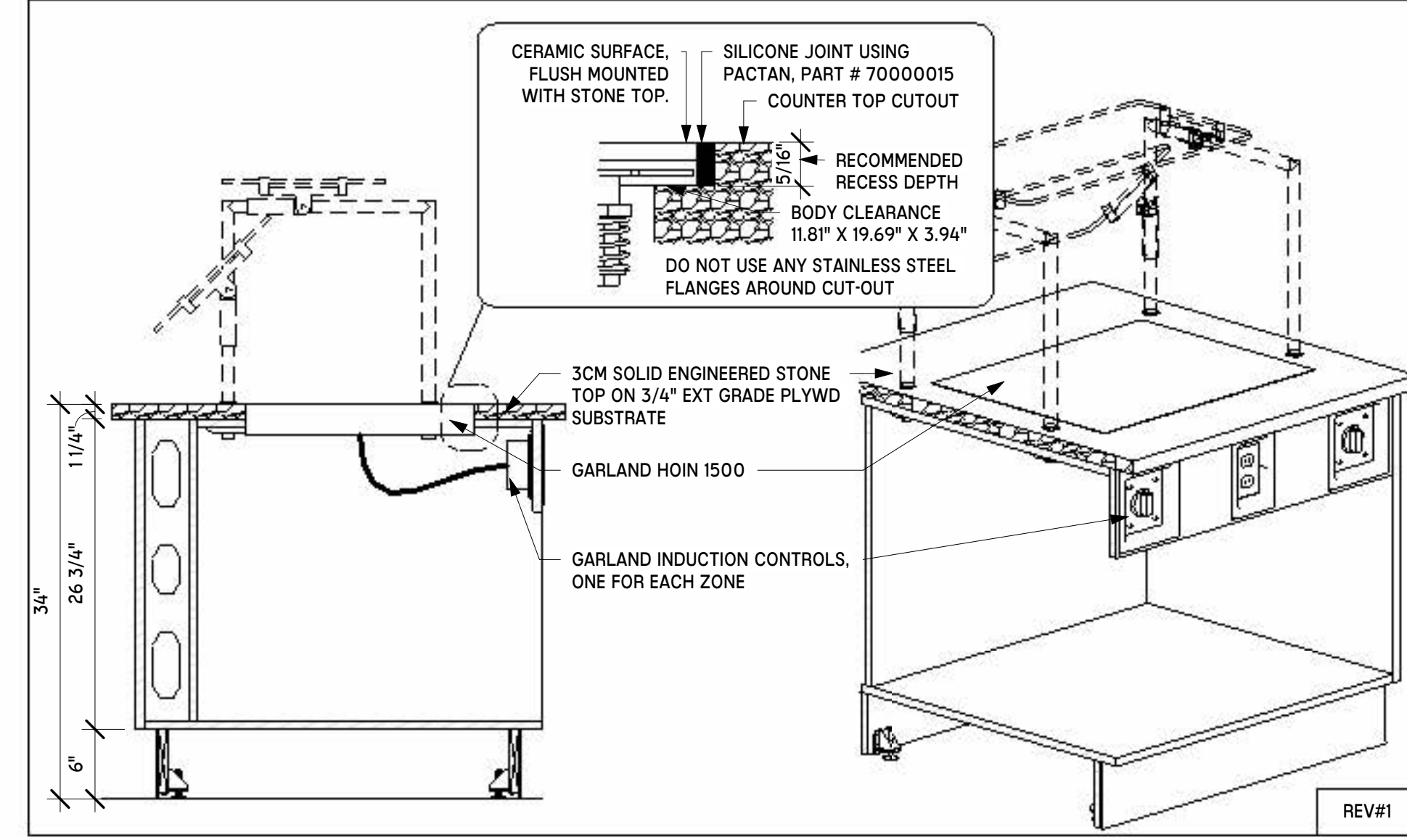
11 MWK-118 - TRASH PULL OUT  
NTS



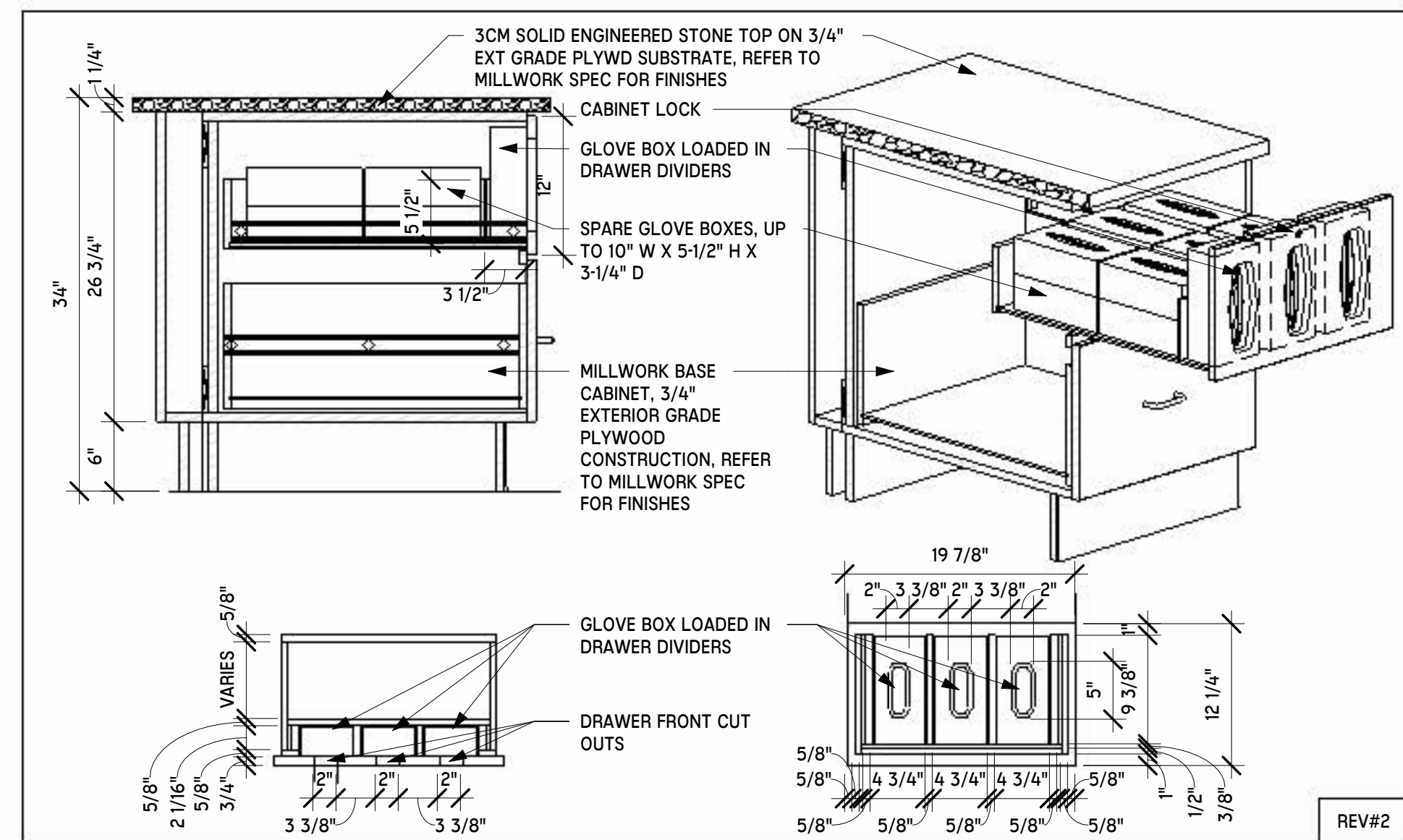
3 MWK-218 - Z CLIP DETAIL  
NTS



6 MWK-207 - HINGE DETAIL  
NTS

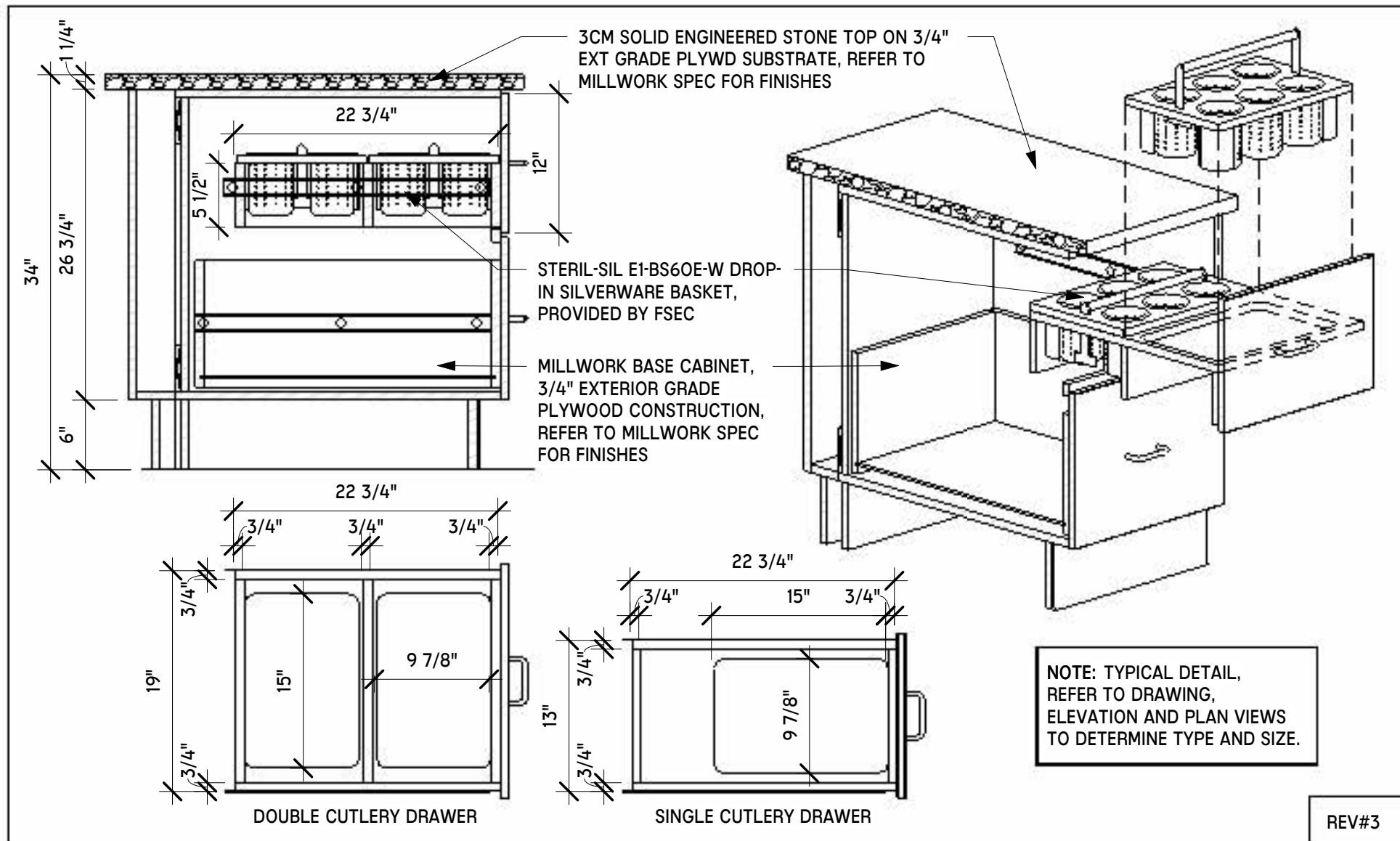


9 MWK-116 - GARLAND INDUCTION  
NTS

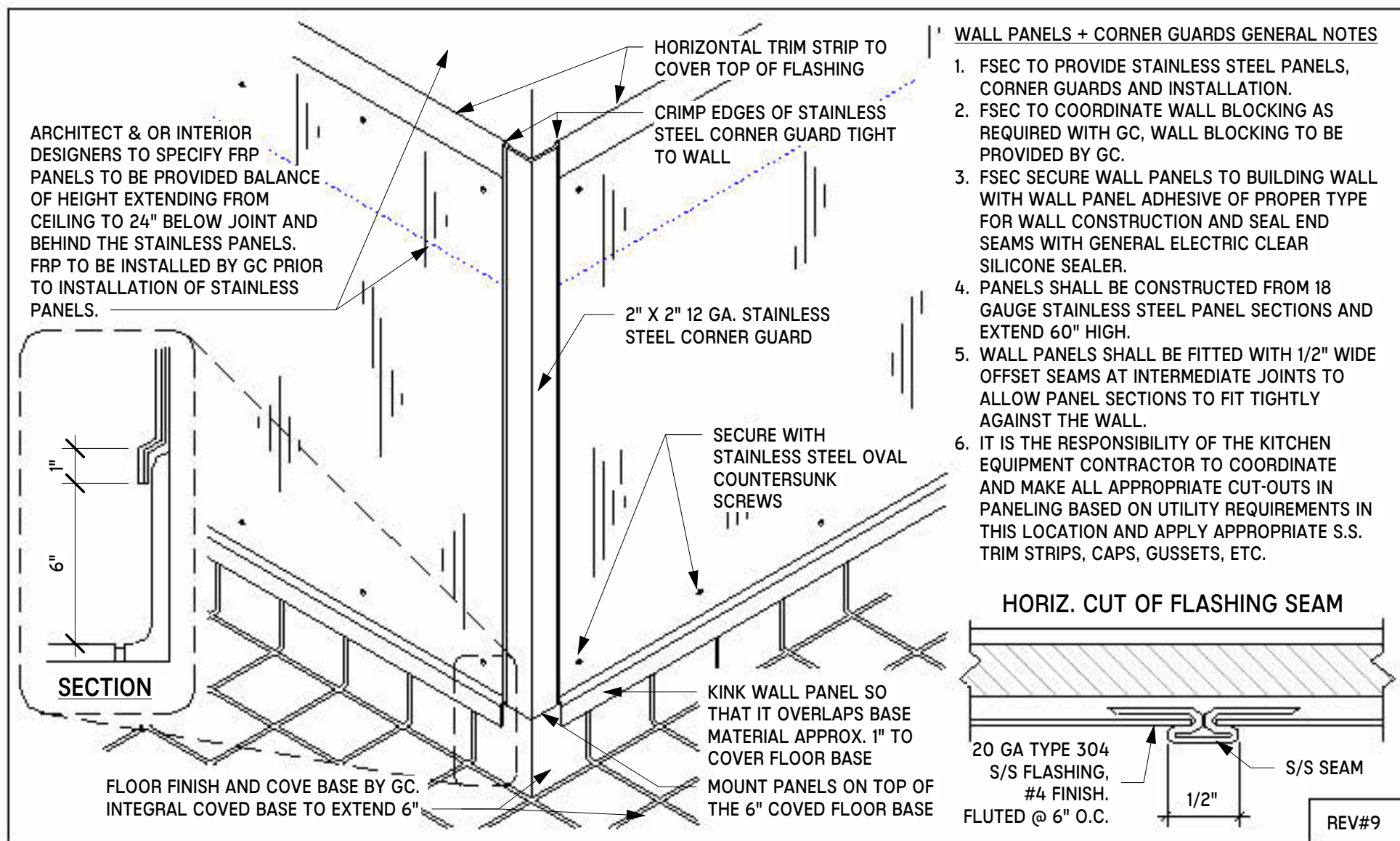


12 MWK-122 - GLOVE BOX DISPENSER DETAIL  
NTS

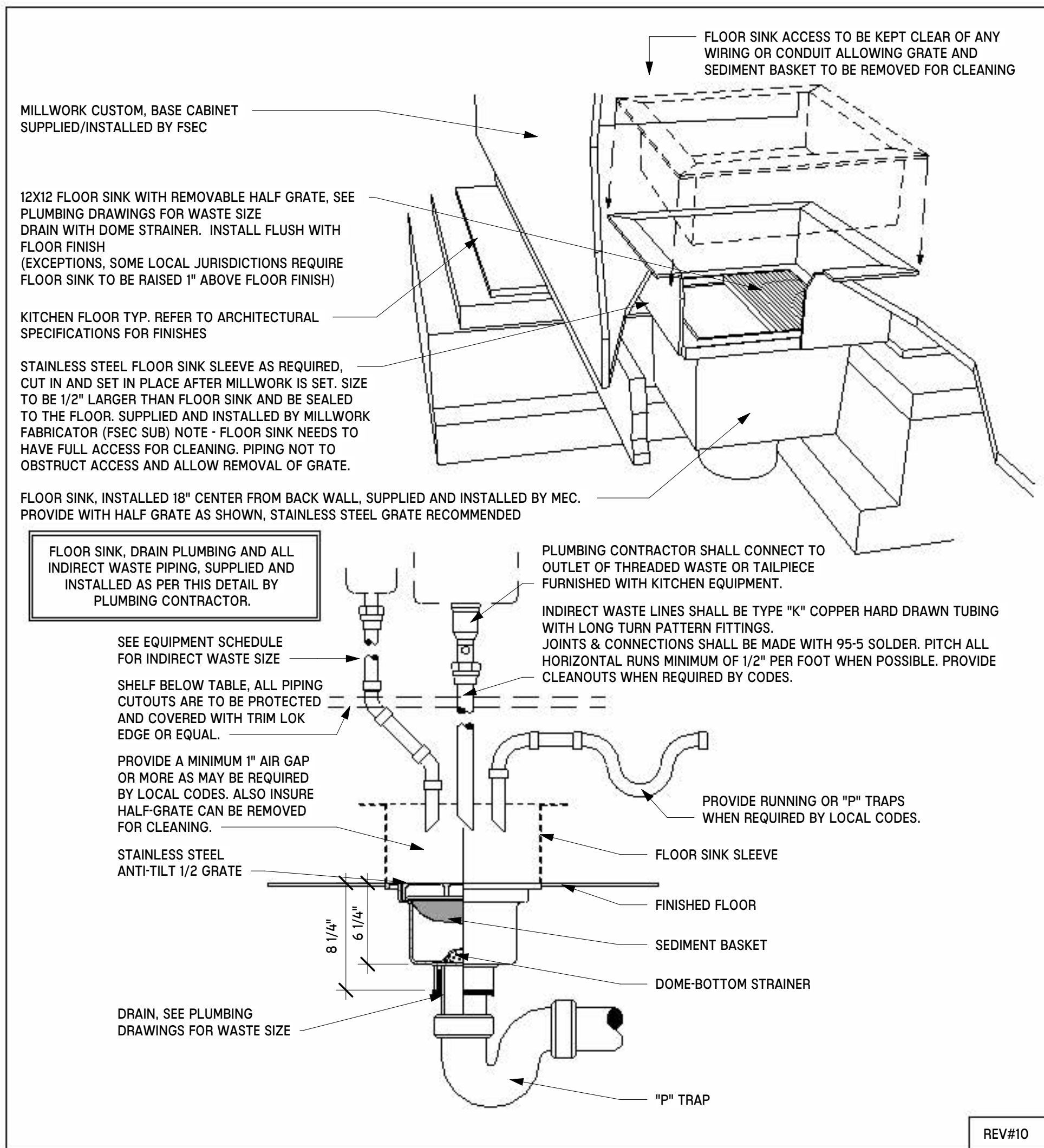
Autodesk Docs://WCR - Stage 2 - MC\_AL\_ILU/LifespaceWaterford\_MC-AL\_R24\_V1.rvt



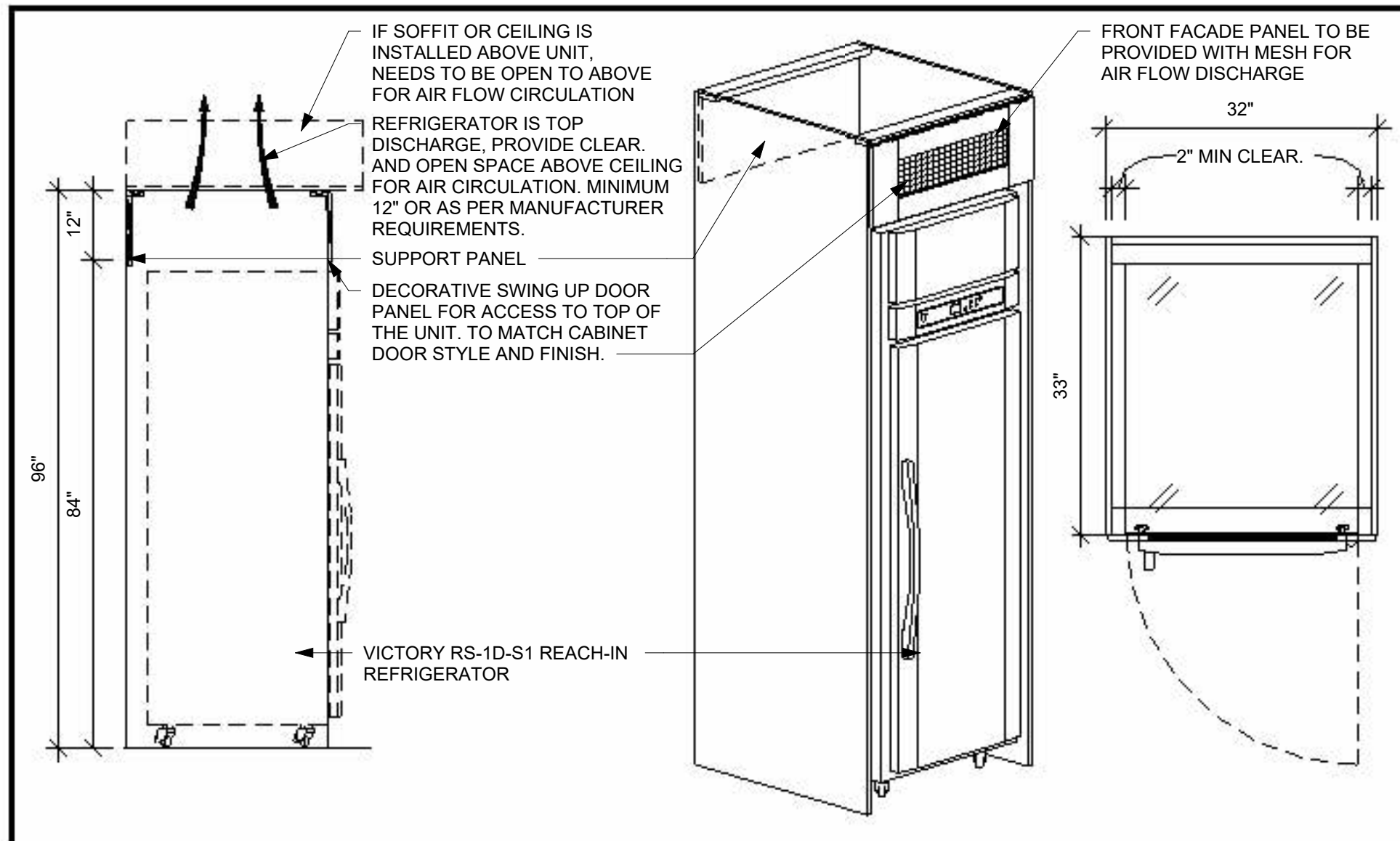
## 1 MWK-123 - CUTLERY DRAWER INSERT DETAIL NTS



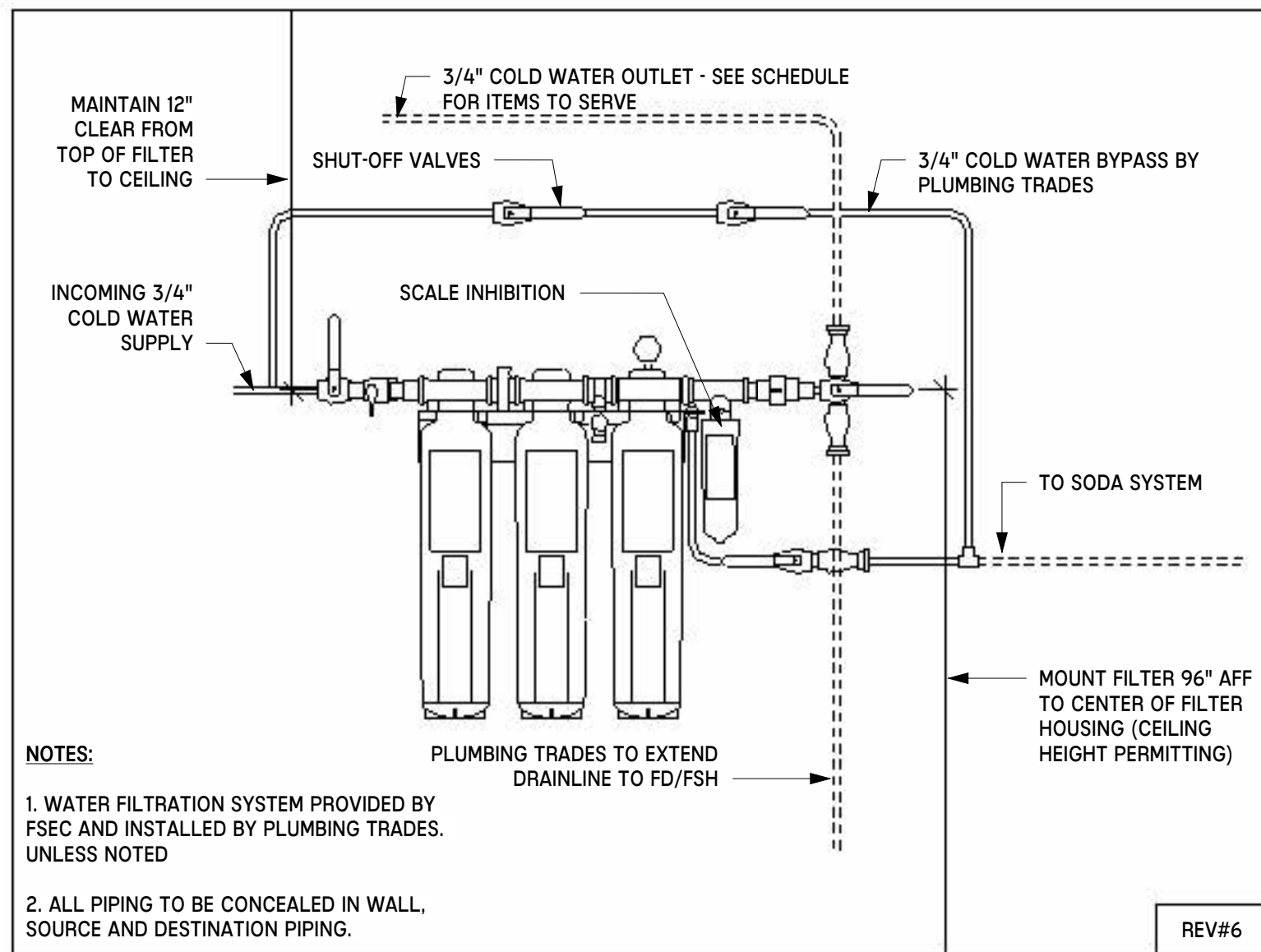
## 4 FAB-24 - SS WALL PANELING NTS



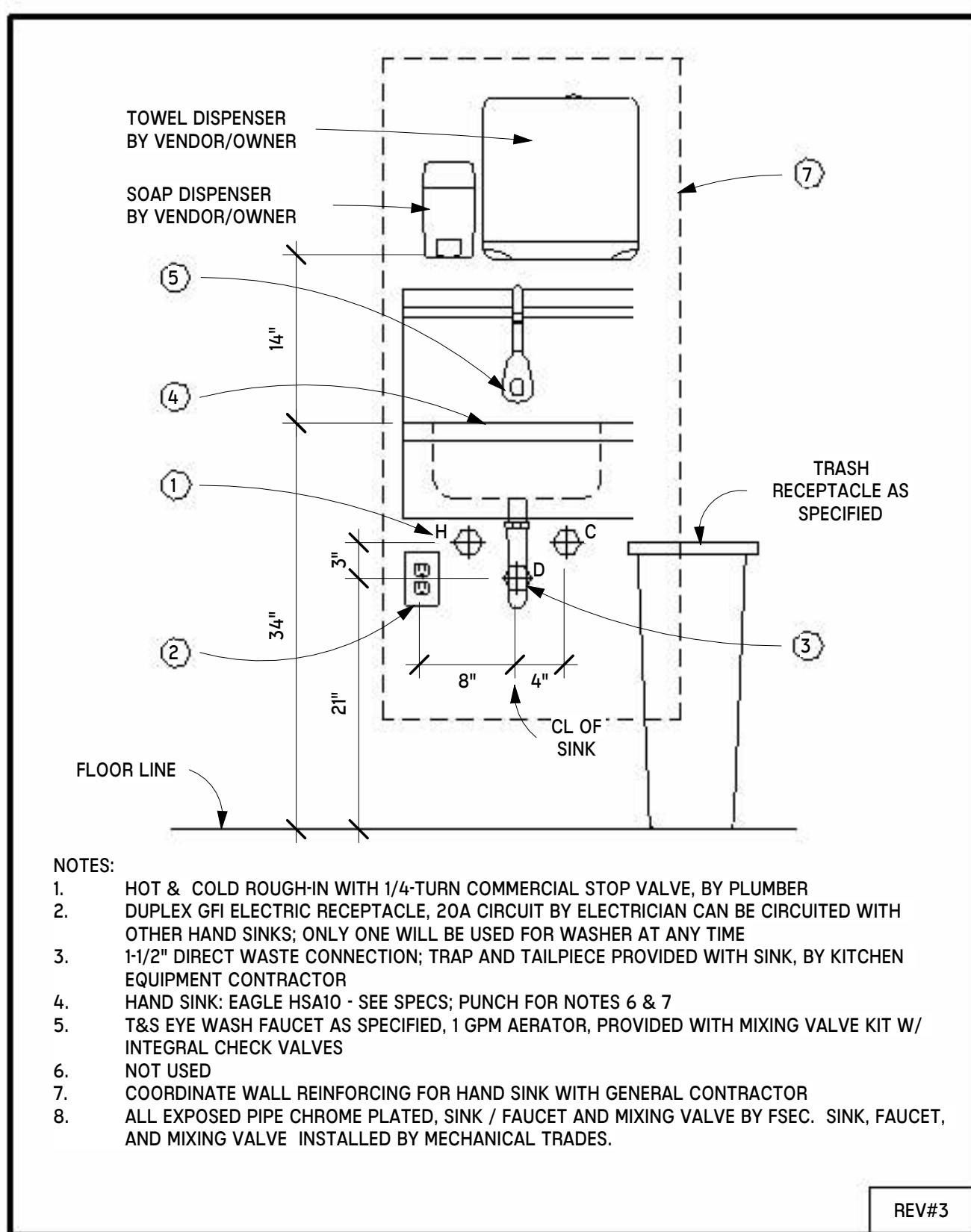
## 7 MEP-100 - FLOOR SINK NTS



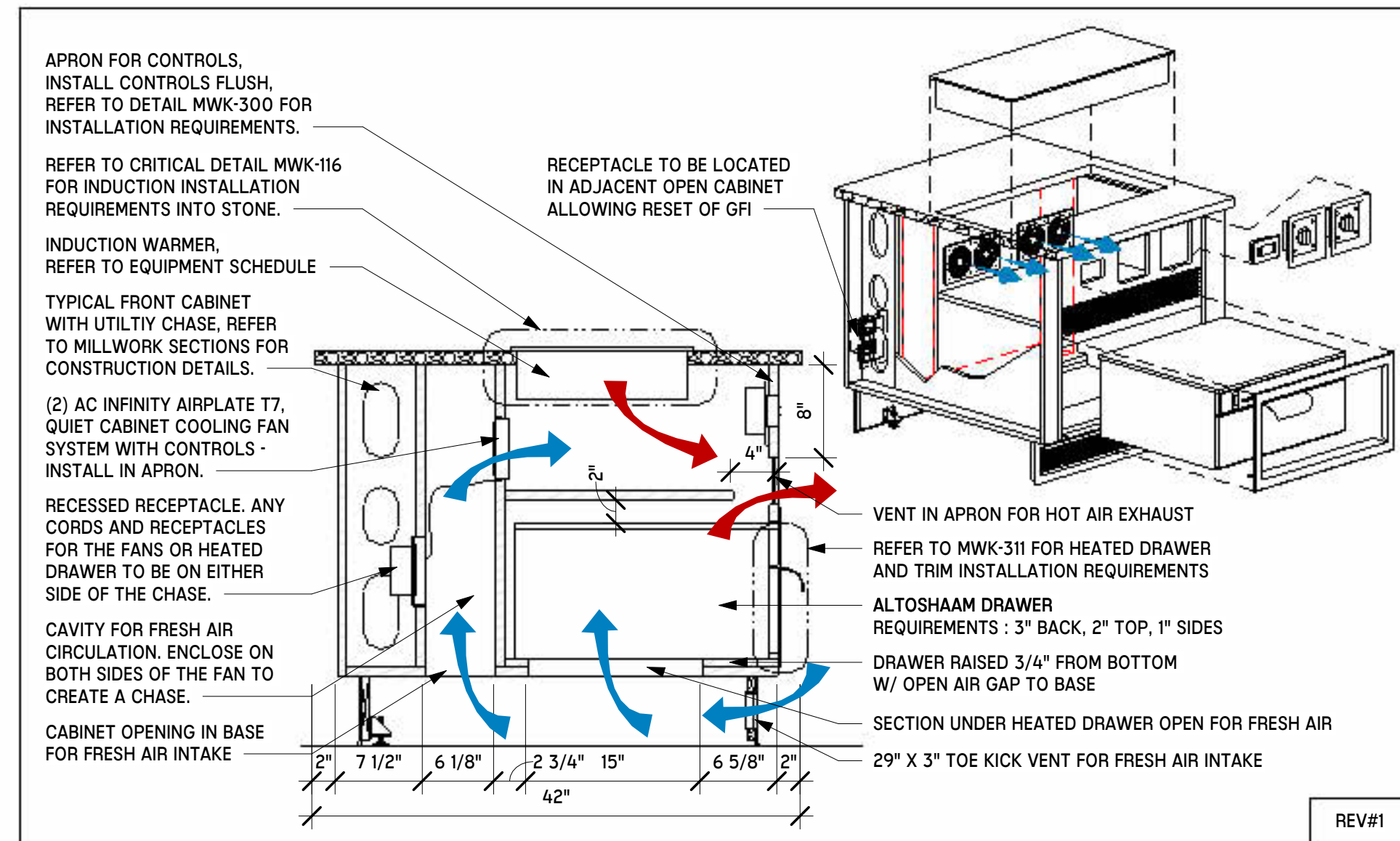
## 2 MWK-310 - REFRIGERATOR ENCLOSURE DETAIL NTS



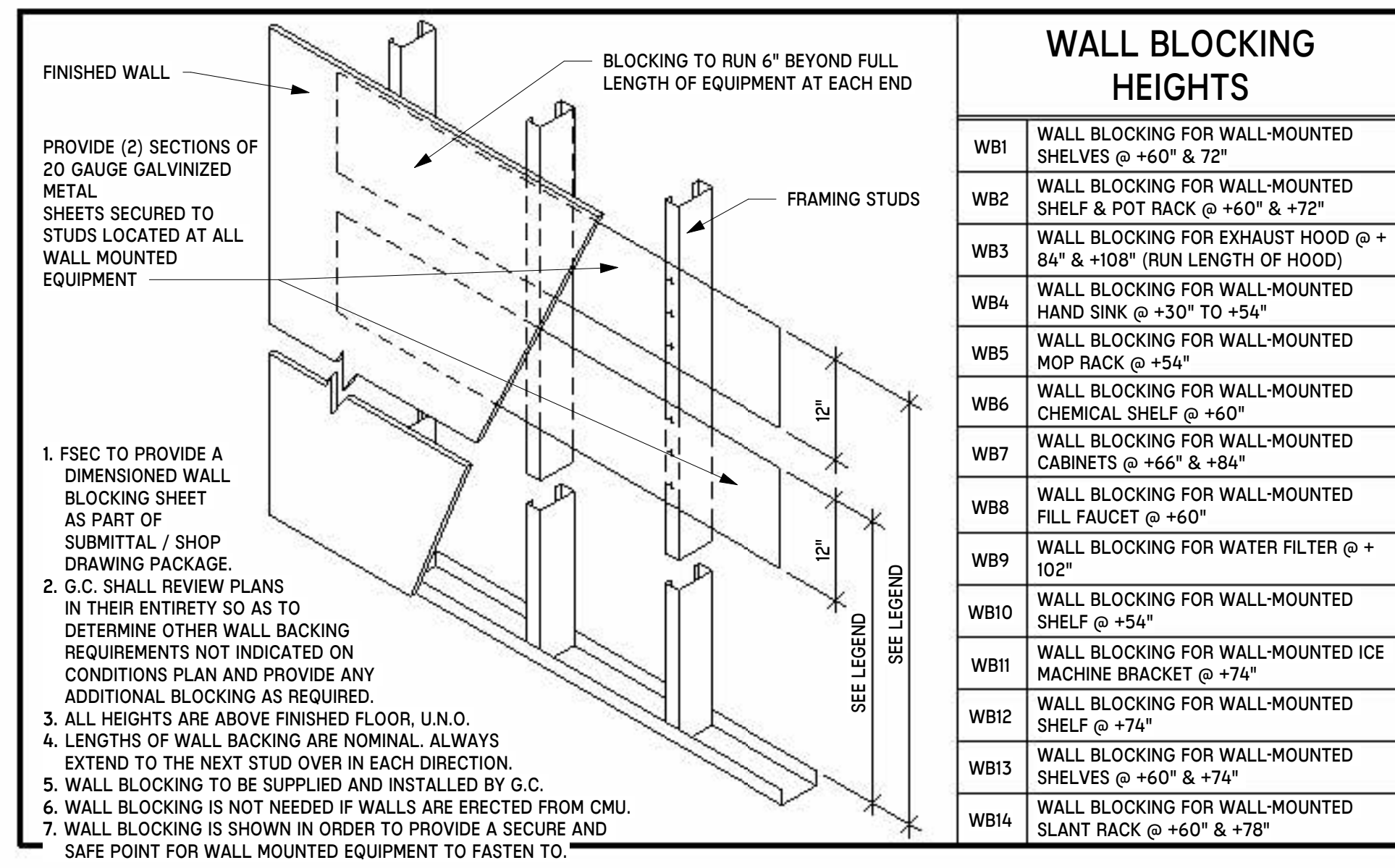
## 5 MEP-101 - WATER FILTER SYSTEM NTS



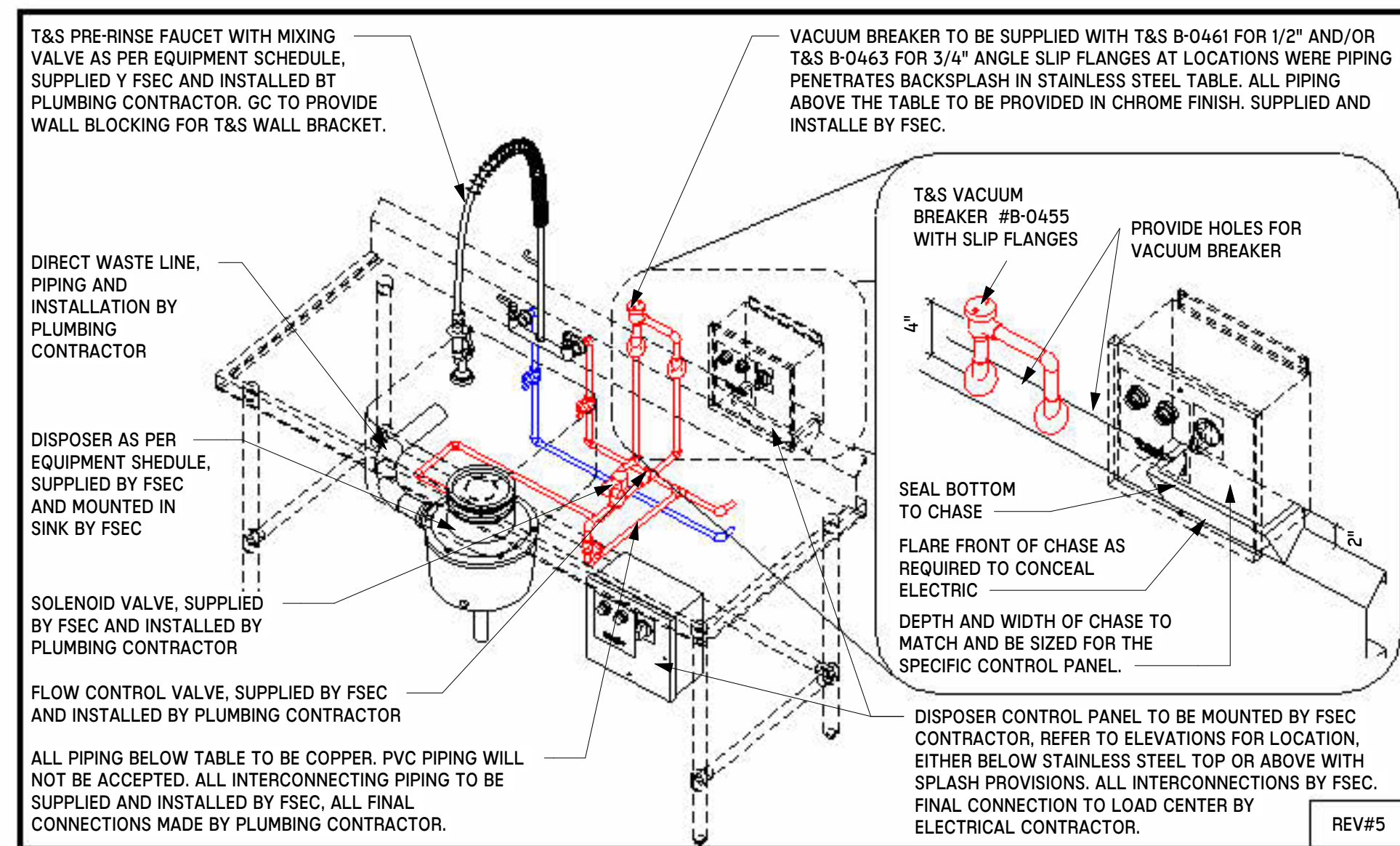
## 8 MEP-103A- HAND SINK NTS



## 3 MWK-360 - CABINET VENTING NTS

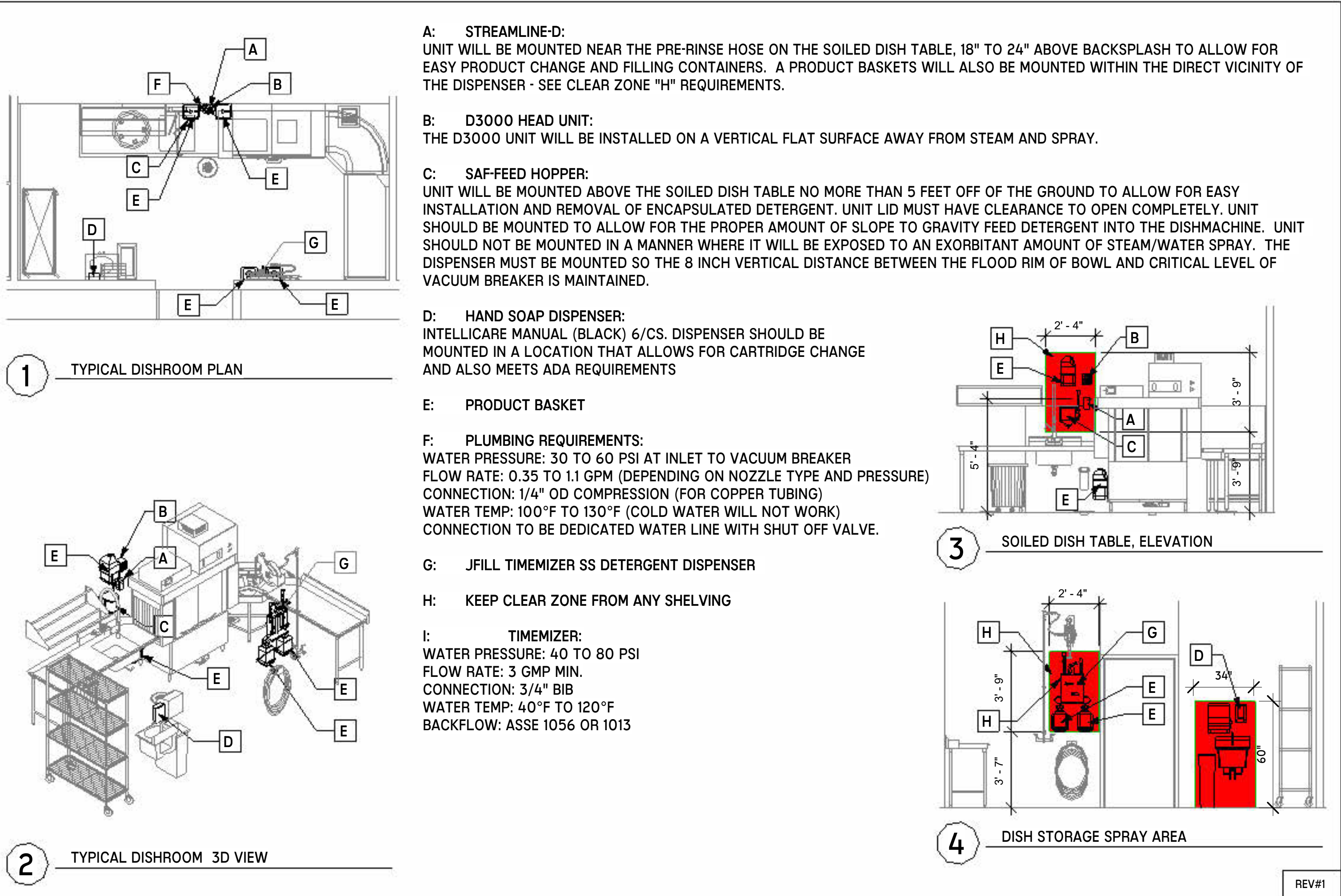


## 6 WBK-100 - WALL BLOCKING DETAIL NTS

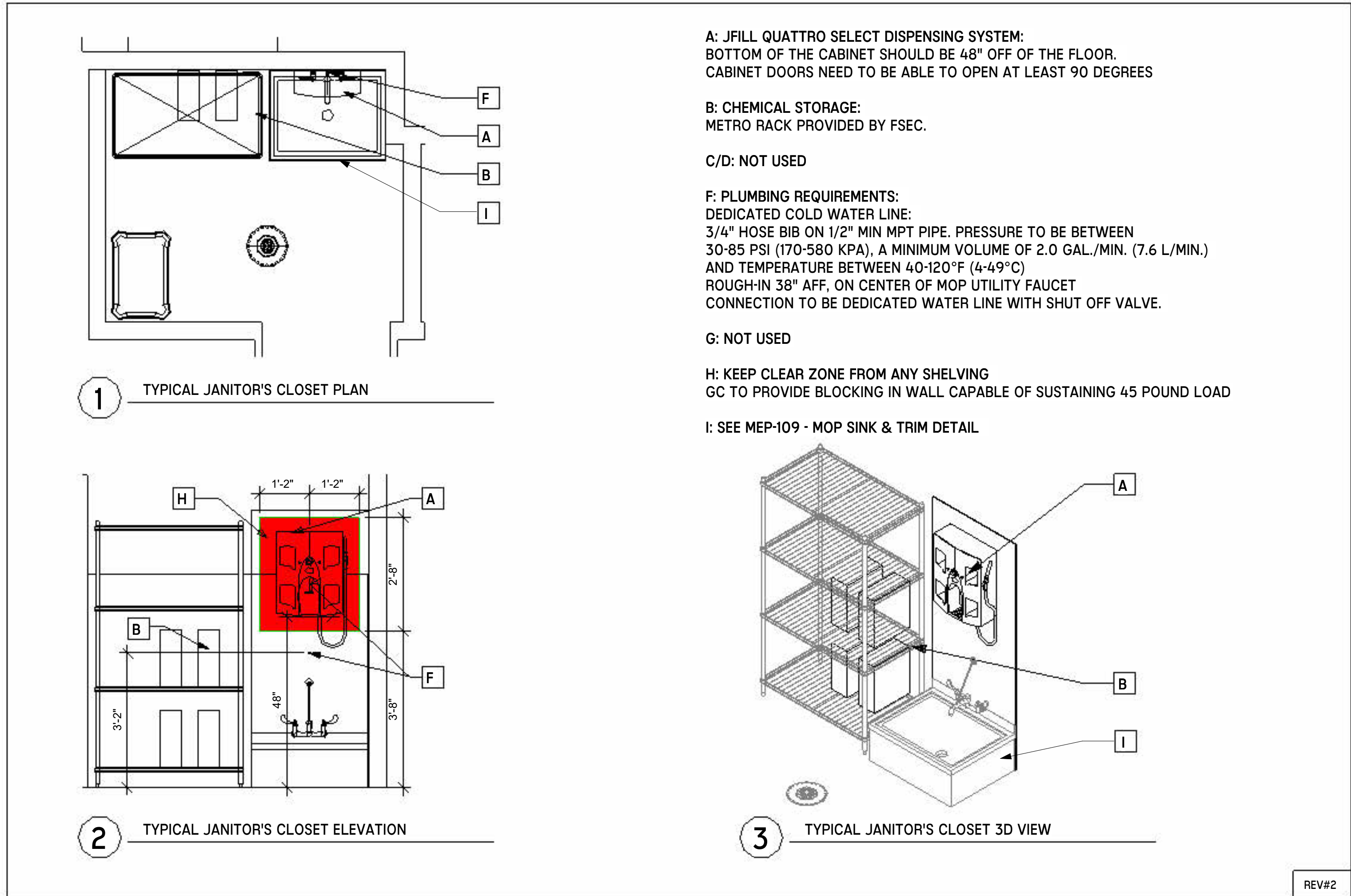


## 9 MEP-104 - DISPOSER INSTALLATION DETAIL NTS

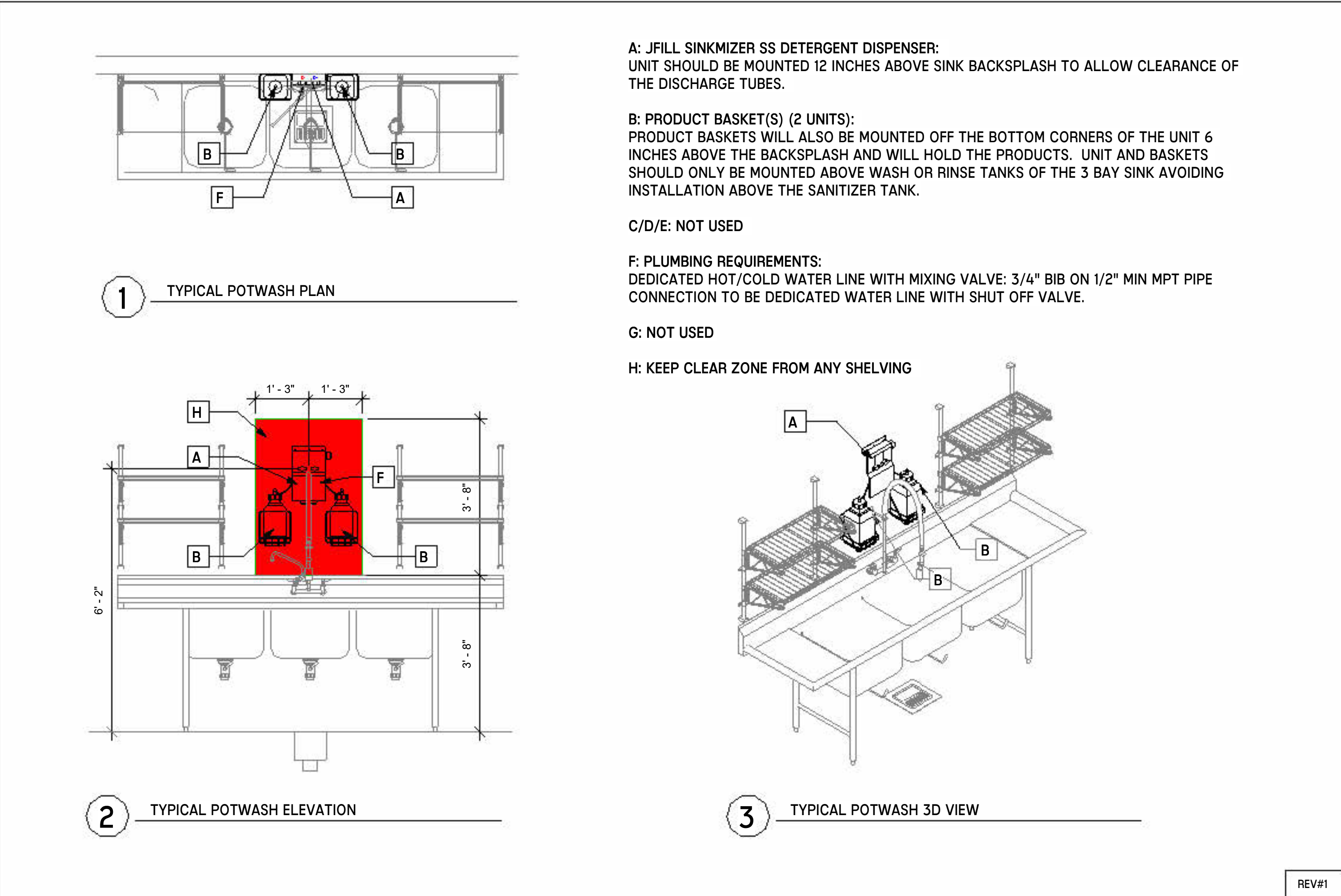
Autodesk Docs://WCR - Stage 2 - MC\_AL\_ILU\_LifespaceWaterford\_MC-AL\_R24\_V1.rvt



**1** CH-1 - DISHMACHINE AND HAND SINKS  
NTS



**3** CH-3 - JANITOR CLOSET MOP SINKS  
NTS



**2** CH-2 - POTWASHING 3 BOWL SINKS  
NTS

NO.	DATE	DESCRIPTION
08/22/25	DESIGN DEVELOPMENT	
04/07/25	SCHEMATIC DESIGN	

LIFESPACE THE WATERFORD DINING  
RENOVATION  
601 UNIVERSE BOULEVARD, JUNO BEACH, FL - 33408

**SCOPOS**  
hospitality group  
300 W. Chestnut St, Suite 201,  
Ephrata, PA 17522  
717-733-5810  
scoposhospitalitygroup.com

**THW**  
DESIGN

COPYRIGHT ©  
THOMPSON HANCOCK WITTE &  
ASSOCIATES, INC.

2100 RiverEdge Parkway  
Suite 900  
Atlanta, GA 30328

2632 Broadway Street  
Suite 201, South Building  
San Antonio, TX 78215

PH: 770 916 2220  
FAX: 770 916 2299

[www.thw.com](http://www.thw.com)

DESIGN  
DEVELOPMENT

Project No.:  
Date: 08/22/2025

TYPICAL  
DETAILS

QF-X903