



1 FIRST FLOOR - KEY PLAN
3/32" = 1'-0"



2 SECOND FLOOR - KEY PLAN
3/32" = 1'-0"

GENERAL FOOD SERVICE NOTES

- FOOD SERVICE EQUIPMENT CONTRACTOR (FSEC) REQUIREMENTS/RESPONSIBILITIES**
- ALTERNATES:** EQUIPMENT SHOWN IS BASED ON THE PRIMARY MANUFACTURER AS LISTED IN THE ITEMIZED SPECIFICATIONS. THE FSEC IS RESPONSIBLE FOR COORDINATING ANY DIMENSIONAL AND UTILITY CHANGES WHICH MAY BE REQUIRED AS A RESULT OF USING A MANUFACTURER AND MODEL NUMBER OTHER THAN THE ORIGINALLY SPECIFIED. (ANY SUBSTITUTIONS NEED TO BE SUBMITTED FOR APPROVAL BEFORE FINAL BIDS)
 - ACCESS:** THE FSEC IS RESPONSIBLE FOR VERIFYING ACCESS INTO THE BUILDING AND INTO THE FOOD SERVICE AREAS, FOR ALL EQUIPMENT, WHETHER NEW OR EXISTING TO ENSURE PROPER CLEARANCES AND ACCESSIBILITY OF FOODSERVICE EQUIPMENT AND FIXTURES INTO THE BUILDING
 - FIELD MEASUREMENTS:** THE FSEC IS RESPONSIBLE FOR FIELD VERIFYING THE SPACE IN THE FOOD SERVICE AREAS TO ENSURE THAT ALL EQUIPMENT INTERFACES PROPERLY WITH WALLS, COLUMNS, CHASES, WINDOWS, CEILINGS AND OTHER EQUIPMENT AND ADJUST ACCORDINGLY, AS NEEDED. THE FSEC SHALL NOTE THOSE CHANGES ON FOOD SERVICE EQUIPMENT SHOP DRAWINGS UPON SUBMITTAL FOR APPROVALS. ALL DIMENSIONS INDICATED ARE FROM FINISHED SURFACES UNLESS OTHERWISE NOTED.
 - VERIFY AND SUBMIT:** THE FSEC SHALL VERIFY ALL EQUIPMENT, NEW AND (NIKEC) NOT IN KITCHEN EQUIPMENT CONTRACT, INCLUDING MANUFACTURER, MODEL NUMBER, SIZE, UTILITY REQUIREMENTS AND COMPONENTS PROVIDING SHOP DRAWING SUBMITTALS FOR REVIEW AND APPROVAL.
 - BY VENDOR:** OWNER IS RESPONSIBLE FOR FURNISHING AND GENERAL CONTRACTOR IS RESPONSIBLE FOR INSTALLING. ALL EQUIPMENT INDICATED AS NIKEC. GENERAL CONTRACTOR AND KITCHEN EQUIPMENT CONTRACTOR SHALL COORDINATE INSTALLATION AS IT RELATES TO ADJACENT AND ASSOCIATED EQUIPMENT AND COUNTERS.
 - TRIM:** FSEC TO FURNISH AND INSTALL ALL VERTICAL/HORIZONTAL ENCLOSURES AND/OR TRIM AT WALK-IN COOLER/FREEZER(S) AND CANOPY TO MEET ALL CODES. TRIM/ENCLOSURES TO MATCH ADJACENT SURFACES.
 - NSF APPROVAL:** IT IS THE RESPONSIBILITY OF THE FSEC TO GUARANTEE THAT ALL FOOD SERVICE EQUIPMENT REQUIRING NSF APPROVAL SHALL BEAR THE NSF STICKER AND SHALL BE INSTALLED IN ACCORDANCE WITH ALL COUNTY AND STATE HEALTH DEPT. REGULATIONS.
 - BLOCKING:** KITCHEN EQUIPMENT CONTRACTOR TO INDICATE SIZE, HEIGHT AND LOCATION OF BLOCKING, FOR WALL MOUNTED EQUIPMENT. GENERAL CONTRACTOR TO PROVIDE BLOCKING IN WALLS TO SUPPORT ALL WALL MOUNTED EQUIPMENT. REFER TO BLOCKING DETAIL #W06-100 FOR DETAILS. ALL BLOCKING IN FIRE RATED WALLS AND NONCOMBUSTIBLE BUILDINGS SHALL BE FIRE RETARDANT NOTCHED KB 21JUN22.
 - FLOOR DEPRESSION:** PROVIDE DEPRESSION AT WALK-IN BOXES. KITCHEN FLOOR TO EXTEND OVER INTO THE WALK-IN BOX WITH A 2" THICKSET TILE BED IN THE WALK-IN BOX SECTIONS
 - PENETRATIONS:** GENERAL CONTRACTOR IS RESPONSIBLE TO PROVIDE ALL NECESSARY PENETRATIONS (HOLES / CHASES) FOR LINE RUNS THRU WALLS / FLOORS / CEILINGS / ROOF AS REQUIRED FOR ALL FOOD SERVICE EQUIPMENT. ALSO TO SEAL ALL PENETRATIONS WITH PROPER SEALANT, UNLESS SPECIFICALLY SHOWN ON THESE PLANS NO STRUCTURAL MEMBERS SHALL BE CUT, DRILLED NOR NOTCHED WITHOUT PRIOR WRITTEN AUTHORIZATION FROM THE STRUCTURAL ENGINEER AND/OR ARCHITECT.
 - PLATFORMS:** GENERAL CONTRACTOR TO PROVIDE AND INSTALL LEVEL PLATFORM ON ROOF FOR COMPRESSORS, EXHAUST AND MAKE-UP AIR FANS. (VERIFY LOCATION WITH ARCHITECTURAL DRAWINGS)
 - WEIGHT AND STRUCTURAL:** GENERAL CONTRACTOR TO VERIFY STRUCTURAL INTEGRITY OF ROOF SUPPORTING ALL FOOD SERVICE EQUIPMENT SUCH AS COMPRESSOR RACKS, EXHAUST AND MAKE-UP AIR SYSTEMS, EXHAUST HOODS, AIR CONDITIONING, ETC.
 - DOCUMENT REVIEW:** THE FSEC SHALL BE RESPONSIBLE FOR REVIEWING ALL BID DOCUMENTS AND SHOP DRAWINGS (ARCHITECTURAL, ENGINEERING AND FOOD SERVICE) AS THESE DOCUMENTS RELATE TO THE FOOD SERVICE AREAS.
 - PLANS AND WRITTEN SPECS:** TO ASSURE ACCURATE PROPOSALS THESE PLANS MUST BE BID WITH THE COMPLETE FOODSERVICE EQUIPMENT SPECIFICATIONS INCLUDING GENERAL AND SPECIFIC CONDITIONS PREPARED BY THE FOODSERVICE CONSULTANT WHICH LIST PROVISIONS AND ACCESSORIES FOR EQUIPMENT AND MILLWORK. MANUFACTURER DATA (CUT SHEETS) INDICATE REPRESENTATIVE EQUIPMENT SELECTION ONLY AND ARE NOT TO BE CONSIDERED SPECIFICATIONS. FSEC CAN ALWAYS LOCATE THE LATEST SPECS IN SPEC PATH.
 - DISCREPANCIES:** ANY DISCREPANCIES BETWEEN PLANS, BUILDING, AND LOCAL CODE REQUIREMENTS THAT MAY AFFECT THE INSTALLATION, OR OVERALL FABRICATION WORK IN ANY WAY SHALL BE BROUGHT TO THE ATTENTION OF THE FSEC IMMEDIATELY BY THE GENERAL CONTRACTOR.
 - ADDENDUMS:** IT SHALL BECOME THE RESPONSIBILITY OF THE OWNER, ARCHITECT, ENGINEERS, AND/OR GENERAL CONTRACTOR TO ENSURE THAT THE FOODSERVICE EQUIPMENT CONTRACTOR RECEIVES COPIES OF ALL ADDENDUMS AND CHANGES TO THE BUILDING PLANS, PRIOR TO, OR DURING CONSTRUCTION WHEREAS, ADDENDUMS AND/OR CHANGES AFFECT ANY AREA'S PERTINENT TO FOOD SERVICE AREAS. FSEC CAN ALSO ALWAYS LOCATE THE LATEST DRAWINGS AND SPECS IN SPEC PATH.
 - THERMOMETERS:** ALL REFRIGERATION EQUIPMENT AND HOT FOOD STORAGE EQUIPMENT SHALL BE EQUIPPED WITH THERMOMETERS THAT ARE EASILY READABLE, IN PROPER WORKING CONDITION AND ACCURATE TO WITHIN 2 DEGREES PLUS OR MINUS. TO BE SUPPLIED AND INSTALLED BY OWNER.
 - SOAP AND PAPER TOWEL:** OWNER TO PROVIDE SOAP AND PAPER TOWEL DISPENSERS AT ALL HAND SINK LOCATIONS UNLESS THEY ARE SPECIFIED AND PART OF THE DOCUMENTS AT FRONT OF THE HOUSE AREAS.
 - SANITIZING CHEMICALS:** THREE COMPARTMENT POT SINK SHALL BE EQUIPPED WITH A SANITIZING SYSTEM AND TEST KIT. SUPPLIED AND INSTALL BY OWNER'S VENDOR.
 - NOTE:** THESE DRAWINGS SHOULD NOT BE USED FOR PRICING EQUIPMENT WITHOUT 114,000 WRITTEN SPECIFICATIONS WHICH WOULD COVER ALL ACCESSORIES, OPTIONS, FEATURES, AND CONSTRUCTION REQUIREMENTS FOR CUSTOM FABRICATION. REFER TO SPECIFICATIONS FOR COMPLETE PROJECT SCOPE REQUIREMENTS AND ACCEPTABLE ALTERNATES.

THE FOOD SERVICE EQUIPMENT PLANS AND SPECIFICATIONS ARE SHOWN AS REFERENCE ONLY FOR THE LICENSED PROFESSIONAL ARCHITECT AND/OR ENGINEERS TO PREPARE THEIR RESPECTIVE BID AND CONTRACT DOCUMENTS. THESE PLANS INCLUDE SPACE, UTILITY REQUIREMENTS, DESIRED FUNCTION AND FLOW ONLY. THESE DOCUMENTS SHOULD NOT REPLACE OR BE USED IN LIEU OF ARCHITECTURAL/ENGINEERING DESIGN DOCUMENTS, AS REQUIRED BY ANY LOCAL JURISDICTION HAVING AUTHORITY. PLANS & SPECIFICATIONS HAVE BEEN DEVELOPED BASED ON INFORMATION AVAILABLE FROM FACTORIES, FABRICATORS, DEALERS, TRADE CONTRACTORS & OTHERS UTILIZING THESE PLANS.

THE ABOVEMENTIONED ARE RESPONSIBLE FOR VERIFYING ALL INFORMATION, INCLUDING BUT NOT LIMITED TO DIMENSIONS & PLUMBING/ELECTRICAL/HVAC REQUIREMENTS. SCOPOS HOSPITALITY GROUP IS NOT RESPONSIBLE FOR ACCURACY OF ANY DIMENSIONS, OR ENGINEERED DATA FROM MANUFACTURERS, OR FOR ANY CHANGES REQUIRED BY LOCAL BUILDING CODE INTERPRETATIONS. CONTRACTOR IS SOLELY RESPONSIBLE FOR ANY DESIGN AND/OR FINANCIAL IMPACT DUE TO ACCEPTANCE OF SUBSTITUTIONS AND/OR ALTERNATES. CONTRACTOR IS REQUIRED TO WORK WITH PROJECT ARCHITECT AND ENGINEERS TO UPDATE PLANS TO REFLECT ANY AND ALL CHANGES.

LEGEND

- AL DINING
- AL KITCHEN
- MC DINING
- MC KITCHEN
- PANTRY

SHEET LIST

SHEET NUMBER	SHEET NAME
QF-A100	KEY PLAN
QF-A101	RESPONSIBILITY SCHEDULE
QF-B120	FIRST FLOOR EQUIPMENT PLAN
QF-B130	FIRST FLOOR EQUIPMENT SCHEDULE
QF-B140	FIRST FLOOR 3D VIEWS
QF-B200	FIRST FLOOR ELECTRICAL ROUGH-IN PLAN
QF-B300	FIRST FLOOR PLUMBING ROUGH-IN PLAN
QF-B400	FIRST FLOOR ELEVATIONS
QF-B401	FIRST FLOOR SECTIONS
QF-C120	SECOND FLOOR EQUIPMENT PLAN
QF-C130	SECOND FLOOR EQUIPMENT SCHEDULE
QF-C140	SECOND FLOOR 3D VIEW
QF-C200	SECOND FLOOR ELECTRICAL ROUGH-IN PLAN
QF-C300	SECOND FLOOR PLUMBING ROUGH-IN PLAN
QF-C400	SECOND FLOOR ELEVATIONS
QF-C401	SECOND FLOOR SECTIONS
QF-X900	MILLWORK CONSTRUCTION DETAILS
QF-X901	MILLWORK CONSTRUCTION DETAILS
QF-X902	TYPICAL DETAILS
QF-X903	TYPICAL DETAILS

LIFESPACE THE WATERFORD DINING
RENOVATION
601 UNIVERSE BOULEVARD, JUNO BEACH, FL - 33408

SCOPOS
hospitality group
300 W. Chestnut St, Suite 201,
Ephrata, PA 17522
717-733-5810
scoposhospitalitygroup.com

THW
DESIGN

COPYRIGHT ©
THOMPSON HANCOCK WITTE &
ASSOCIATES, INC.

2100 RiverEdge Parkway
Suite 900
Atlanta, GA 30328

2632 Broadway Street
Suite 201, South Building
San Antonio, TX 78215

PH: 770 916 2220
FAX: 770 916 2299

www.thw.com

100%
CONSTRUCTION
DOCUMENTS

Project No.:
Date: 12/01/2025

KEY PLAN

QF-A100

FOOD SERVICE EQUIPMENT		FOOD SERVICE CONTRACTOR SPEC SECTION 11 40 00		ELECTRICAL CONTRACTOR SPEC SECTION 26 00 00		PLUMBING CONTRACTOR SPEC SECTION 22 00 00		MECHANICAL CONTRACTOR SPEC SECTION 23 00 00		GENERAL CONTRACTOR SPEC SECTION 01 00 00		BY OWNER	
ACTIVITY		FURNISH	INSTALL	FURNISH	INSTALL	FURNISH	INSTALL	FURNISH	INSTALL	FURNISH	INSTALL	FURNISH	INSTALL
FURNISH OF SPECIFIED EQUIPMENT (UNLESS OTHERWISE NOTED, I.E. BY OWNER, BY VENDOR, ETC...)		X	X							X	X		
INSTALLATION - DELIVER, UNCRATE AND SET IN PLACE EQUIPMENT		X	X										
ALL FLOOR, WALL, ROOF PENETRATIONS, SLEEVEING AND FIREPROOFING / INSULATING / RESEALING NECESSARY FOR THE PERFORMANCE OF YOUR WORK.													
START-UP, TESTING AND CALIBRATING EQUIPMENT		X	X										
OWNER TRAINING OF EQUIPMENT - VIDEO TAPING NOT INCLUDED		X	X										
DEMOLITION OF KITCHEN EQUIPMENT (IF REQUIRED - PROVIDE ADDITIONAL QUOTE)		X	X										
REFURBISHING OF KITCHEN EQUIPMENT (IF REQUIRED - PROVIDE ADDITIONAL QUOTE)		X	X										
MODIFICATION OF KITCHEN EQUIPMENT (IF REQUIRED - PROVIDE ADDITIONAL QUOTE)		X	X										
SNEEZE GUARDS, FURNISHED BY FSEC, INSTALLED BY MWC		X	X										
TRIM AND SEAL FOODSERVICE EQUIPMENT		X	X										
LIQUOR DISPENSING & BEER SYSTEM (IF REQUIRED)		X	X										
PROVIDE WARRANTY LETTER AND CERTIFICATION		X	X										
PROVIDE SERVICE AGENCY LISTING AND EQUIPMENT CATALOGUE RECORD		X	X										
FOOD SERVICE GRADE MILLWORK		FOOD SERVICE CONTRACTOR SPEC SECTION 01 00 00		ELECTRICAL CONTRACTOR SPEC SECTION 26 00 00		PLUMBING CONTRACTOR SPEC SECTION 22 00 00		MECHANICAL CONTRACTOR SPEC SECTION 23 00 00		GENERAL CONTRACTOR SPEC SECTION 01 00 00		BY OWNER	
ACTIVITY		FURNISH	INSTALL	FURNISH	INSTALL	FURNISH	INSTALL	FURNISH	INSTALL	FURNISH	INSTALL	FURNISH	INSTALL
MILLWORK CONTRACTOR IS A SUB TO FOOD SERVICE EQUIPMENT CONTRACTOR		X	X										
MILLWORK ASSOCIATED WITH FOOD SERVICE EQUIPMENT		X	X										
ENGINEERED STONE ASSOCIATED WITH FOOD SERVICE EQUIPMENT		X	X										
MILLWORK SHOP DRAWINGS, CAD / BIM LEVEL		X	X										
PRE-FIT AND INSTALL DROP-INS AT FACTORY		X	X										
PROVIDE GROMMETS AND HOLES FOR COUNTERTOP EQUIPMENT		X	X										
SEAL ALL EXPOSED RAW WOOD SURFACES AND TRIM / SEAL / CAULK MILLWORK TO WALLS		X	X										
ALL APRON MOUNTED RECEPTACLES AND SWITCHES IN PRE-WIRED MILLWORK		X	X										
TILE WORK ON MILLWORK ACCENTS - MATCH SAME BATCHES WITH FLOORING CONTRACTOR		X	X										
LED LIGHTING IN MILLWORK COUNTERS		X	X										
LED LIGHTING IN MILLWORK COUNTERS - WIRING AND LIGHT SWITCH				X	X								
LOAD CENTERS IN PRE-WIRED MILLWORK COUNTERS		X			X								
ELECTRICAL		FOOD SERVICE CONTRACTOR SPEC SECTION 11 40 00		ELECTRICAL CONTRACTOR SPEC SECTION 26 00 00		PLUMBING CONTRACTOR SPEC SECTION 22 00 00		MECHANICAL CONTRACTOR SPEC SECTION 23 00 00		GENERAL CONTRACTOR SPEC SECTION 01 00 00		BY OWNER	
ACTIVITY		FURNISH	INSTALL	FURNISH	INSTALL	FURNISH	INSTALL	FURNISH	INSTALL	FURNISH	INSTALL	FURNISH	INSTALL
ALL FINAL ELECTRICAL CONNECTIONS TO EQUIPMENT FROM BUILDING SERVICES				X	X								
ALL CONTROL WIRING				X	X								
INTERWIRING COMPLETE FOR SERVING COUNTERS				X	X								
ELECTRICAL SAFETY DISCONNECTS AS REQUIRED				X	X								
ELECTRICAL LOAD CENTERS AND / OR PANELBOARDS PER BID DOCUMENTS				X	X								
ALL WALL MOUNTED ELECTRICAL RECEPTACLES				X	X								
PROVIDE ALL DCR'S SHOWN ON FOOD SERVICE ROUGH-IN DRAWINGS.				X	X								
WIRE PROVIDED TABLE LIMIT SWITCH IN CLEAN DISH TABLE.				X	X								
LOW VOLTAGE DATA WIRING FROM POS TO MANAGER'S OFFICE AND DIGITAL MENU BOARDS.				X	X								
LOW VOLTAGE WIRING OF ALARM SYSTEMS TO BUILDING SYSTEM.				X	X								
INTERCONNECTIONS OF ELECTRICAL FEEDS WITHIN FOOD SERVICE EQUIPMENT THAT WERE DISCONNECTED FOR SHIPPING PURPOSES		X	X										
PLUMBING		FOOD SERVICE CONTRACTOR SPEC SECTION 11 40 00		ELECTRICAL CONTRACTOR SPEC SECTION 26 00 00		PLUMBING CONTRACTOR SPEC SECTION 22 00 00		MECHANICAL CONTRACTOR SPEC SECTION 23 00 00		GENERAL CONTRACTOR SPEC SECTION 01 00 00		BY OWNER	
ACTIVITY		FURNISH	INSTALL	FURNISH	INSTALL	FURNISH	INSTALL	FURNISH	INSTALL	FURNISH	INSTALL	FURNISH	INSTALL
INTERCONNECTIONS OF PLUMBING FEEDS WITHIN FOOD SERVICE EQUIPMENT THAT WERE DISCONNECTED FOR SHIPPING PURPOSES		X	X										
ALL FINAL PLUMBING CONNECTIONS TO EQUIPMENT FROM BUILDING SERVICES						X	X						
INDIRECT WASTE LINES EXTENDED FROM INTERCONNECTED EQUIPMENT TO DRAIN LOCATIONS						X	X						
HAND SINKS - AS NOTED ON FOOD SERVICE DOCUMENTS		X					X						
SINK FAUCETS / PRE-RINSE SPRAY ASSEMBLIES		X					X						
OVERFLOWS		X					X						
LEVER WASTE FITTINGS		X					X						
PROVIDE ALL PLUMBING MATERIALS INCLUDING PIPE, TRAPS, STOPS, VALVES, GAUGES, UNIONS AND INSULATION						X	X						
FLEXIBLE QUICK DISCONNECT GAS HOSES FOR MOBILE EQUIPMENT		X					X						
FLEXIBLE QUICK DISCONNECT WATER HOSES FOR MOBILE EQUIPMENT		X					X						
APPLIANCE GAS PRESSURE REGULATOR FOR MAIN FEED TO EQUIPMENT		X					X						
BACKFLOW PREVENTERS						X	X						
BEVERAGE 6" PVC RACEWAY AND CONDUITS (IF REQUIRED)						X	X						
PROVIDE 3-INCH PVC REFRIGERATION PIPING RACEWAY AND CONDUITS						X	X						
FLOOR SINKS, AREA FLOOR DRAINS & STAND PIPES - 700 SERIES TAGS ON EQUIPMENT SCHEDULE						X	X						
FLOOR TROUGH - CONNECTIONS		X					X						
FLOOR TROUGH - GROUTING AND BACKFILL		X								X			
PROVIDE ALL GREASE INTERCEPTORS AND GREASE TRAPS						X	X						

FIRE SUPPRESSION SYSTEMS		FOOD SERVICE CONTRACTOR SPEC SECTION 11 40 00		ELECTRICAL CONTRACTOR SPEC SECTION 26 00 00		PLUMBING CONTRACTOR SPEC SECTION 22 00 00		MECHANICAL CONTRACTOR SPEC SECTION 23 00 00		GENERAL CONTRACTOR SPEC SECTION 01 00 00		BY OWNER	
ACTIVITY		FURNISH	INSTALL	FURNISH	INSTALL	FURNISH	INSTALL	FURNISH	INSTALL	FURNISH	INSTALL	FURNISH	INSTALL
COMPLETE FIRE PROTECTION SYSTEM, ANSUL / RANGE GUARD		X	X										
FIRE PROTECTION CONTRACTOR IS A SUB TO FOOD SERVICE EQUIPMENT CONTRACTOR		X	X										
TANKS AND CONTROL HEADS		X	X										
PERMIT, TESTING, CERTIFICATION		X	X										
CHEMICAL PIPING FROM HOOD TO OTTOMAN		X	X										
GAS SHUT-OFF VALVE		X					X						
RESETS FOR EXECTRICAL GAS VALVE (WHEN SPECIFIED)		X			X								
N.O. / N.C. CONTRACTORS FOR FAN SEQUENCING AND / OR FIRE ALARM INTERFACE (CONTRACTORS SUPPLIED AS PART OF OTTOMAN ONLY)		X	X										
ALL ELECTRICAL WIRING AS REQUIRED TO INTERCONNECT OTTOMAN, GAS SHUT-OFF VALVES, RESETS, BUILDING ALARMS, SHUNT TRIP CIRCUITS, FAN CONTROLS / SEQUENCING AS REQUIRED					X	X							
SHUNT TRIP BREAKERS					X	X							
GARBAGE DISPOSERS		FOOD SERVICE CONTRACTOR SPEC SECTION 11 40 00		ELECTRICAL CONTRACTOR SPEC SECTION 26 00 00		PLUMBING CONTRACTOR SPEC SECTION 22 00 00		MECHANICAL CONTRACTOR SPEC SECTION 23 00 00		GENERAL CONTRACTOR SPEC SECTION 01 00 00		BY OWNER	
ACTIVITY		FURNISH	INSTALL	FURNISH	INSTALL	FURNISH	INSTALL	FURNISH	INSTALL	FURNISH	INSTALL	FURNISH	INSTALL
DISPOSER, SUPPLY & INSTALL - SEE DETAIL MEP-104		X	X										
CONTROL PANEL		X			X								
INTERWIRE PANEL TO DISPOSER				X	X								
INTERWIRE FROM PANEL TO SOLENOID				X	X								
ELECTRICAL DISCONNECT (IF REQUIRED)				X	X								
WATER CONNECTION TO DISPOSER						X	X						
FLOW CONTROL VALVE		X					X						
SOLENOID & VACUUM BREAKER		X					X						
WASTE CONNECTIONS AT DISPOSER						X	X						
REMOTE FILTER SYSTEMS		FOOD SERVICE CONTRACTOR SPEC SECTION 11 40 00		ELECTRICAL CONTRACTOR SPEC SECTION 26 00 00		PLUMBING CONTRACTOR SPEC SECTION 22 00 00		MECHANICAL CONTRACTOR SPEC SECTION 23 00 00		GENERAL CONTRACTOR SPEC SECTION 01 00 00		BY OWNER	
ACTIVITY		FURNISH	INSTALL	FURNISH	INSTALL	FURNISH	INSTALL	FURNISH	INSTALL	FURNISH	INSTALL	FURNISH	INSTALL
FILTER HEAD AND CARTRIDGES		X					X						
WATER SUPPLY TO FILTER SYSTEM						X	X						
INTERPIPING FROM FILTER SYSTEM TO INDIVIDUAL POINTS OF USE						X	X						
FINAL UTILITY CONNECTION TO EQUIPMENT CONNECTED TO FILTER SYSTEM						X	X						
FINISHES		FOOD SERVICE CONTRACTOR SPEC SECTION 11 40 00		ELECTRICAL CONTRACTOR SPEC SECTION 26 00 00		PLUMBING CONTRACTOR SPEC SECTION 22 00 00		MECHANICAL CONTRACTOR SPEC SECTION 23 00 00		GENERAL CONTRACTOR SPEC SECTION 01 00 00		BY OWNER	
ACTIVITY		FURNISH	INSTALL	FURNISH	INSTALL	FURNISH	INSTALL	FURNISH	INSTALL	FURNISH	INSTALL	FURNISH	INSTALL
FRP (WALL PANELS)										X	X		
FINISHED FLOORS, WALLS, AND CEILINGS, BUILDING TILE WORK										X	X		
WALL REPAIRS (IF REQUIRED)										X	X		
BUMPER RAILS AND CORNER GUARDS UNLESS SPECIFIED										X	X		
STAINLESS STEEL WALL PANELS		X	X										
WALK-IN REFRIGERATION FINISHED FLOOR (WHEN RECESSED SLAB BOX)										X	X		
MISCELLANEOUS		FOOD SERVICE CONTRACTOR SPEC SECTION 11 40 00		ELECTRICAL CONTRACTOR SPEC SECTION 26 00 00		PLUMBING CONTRACTOR SPEC SECTION 22 00 00		MECHANICAL CONTRACTOR SPEC SECTION 23 00 00		GENERAL CONTRACTOR SPEC SECTION 01 00 00		BY OWNER	
ACTIVITY		FURNISH	INSTALL	FURNISH	INSTALL	FURNISH	INSTALL	FURNISH	INSTALL	FURNISH	INSTALL	FURNISH	INSTALL
HOISTING										X			
BUILDING ACCESS FOR LARGE ITEMS - COORDINATE AHEAD OF TIME										X			
WALL BLOCKING										X	X		
TRENCHING										X	X		
DUMPSTERS										X			
REMOVAL OF PACKAGING MATERIAL FROM FOOD SERVICE EQUIPMENT / MILLWORK		X	X										
WATER PROOFING										X	X		
OWNER & VENDOR		FOOD SERVICE CONTRACTOR SPEC SECTION 11 40 00		ELECTRICAL CONTRACTOR SPEC SECTION 26 00 00		PLUMBING CONTRACTOR SPEC SECTION 22 00 00		MECHANICAL CONTRACTOR SPEC SECTION 23 00 00		GENERAL CONTRACTOR SPEC SECTION 01 00 00		BY OWNER	
ACTIVITY		FURNISH	INSTALL	FURNISH	INSTALL	FURNISH	INSTALL	FURNISH	INSTALL	FURNISH	INSTALL	FURNISH	INSTALL
ALL VENDOR PROVIDED ITEMS - 300 SERIES ITEM NUMBERS IN THE SCHEDULE												X	X
BULK CO2 SYSTEM - BAG-IN-BOX (IF REQUIRED)												X	X
PAPER TOWEL AND SOAP DISPENSERS - 300 SERIES ITEM NUMBERS IN THE SCHEDULE												X	X
POS - POINT OF SALE SYSTEM - 500 NUMBERS IN THE SCHEDULE												X	X
SOUND SYSTEM												X	X
SECURITY SYSTEM												X	X
TELEPHONE SYSTEM												X	X
SAFE												X	X
GARBAGE / RECYCLING BINS - 500 SERIES ITEM NUMBERS IN THE SCHEDULE												X	X
COORDINATION & INSPECTIONS		FOOD SERVICE CONTRACTOR SPEC SECTION 11 40 00		ELECTRICAL CONTRACTOR SPEC SECTION 26 00 00		PLUMBING CONTRACTOR SPEC SECTION 22 00 00		MECHANICAL CONTRACTOR SPEC SECTION 23 00 00		GENERAL CONTRACTOR SPEC SECTION 01 00 00		BY OWNER	
ACTIVITY		FURNISH	INSTALL	FURNISH	INSTALL	FURNISH	INSTALL	FURNISH	INSTALL	FURNISH	INSTALL	FURNISH	INSTALL
PROJECT COORDINATION		X	X	X	X	X	X	X	X	X	X	X	X
HOST DISCIPLINE COORDINATION MEETING AND DEVELOP "DISCIPLINE COORDINATION SHEET"		X	X										
COORDINATE THE SEQUENCING OF ALL EQUIPMENT (HOODS, CEILINGS, BOXES, FLOORING, ETC.)										X	X		
FLOOR, CEILING AND WALL PROTECTION DURING EQUIPMENT INSTALLATION										X	X		
PERMITS (HEALTH DEPARTMENT)												X	X
HEALTH DEPARTMENT INSPECTION WALK THROUGH		X											
COORDINATION OF INSPECTIONS FOR FOOD SERVICE AREAS			X										
TESTING, START-UP & DEMONSTRATION OF KITCHEN EQUIPMENT		X	X										
CONSTRUCTION SCHEDULE										X	X		
ROUGH-IN DRAWINGS, ELECTRIC / PLUMBING		X											
ROUGH-IN HEIGHT AND LOCATIONS - TO BE SHOWN IN FSEC SUBMITTAL DRAWINGS		X			X								
SHOP DRAWINGS FOR ALL CUSTOM FABRICATION ITEMS (WALK-IN BOXES, HOODS, STAINLESS, SNEEZEGUARDS, MILLWORK, ETC.)		X	X										
BIM / REVIT PLANS AND COORDINATION		X	X										
CRITICAL DIMENSIONS AND HOLD TO DIMENSIONS - PROVIDE TO FSEC										X			

	08/22/25	DESIGN DEVELOPMENT
	04/07/25	SCHEMATIC DESIGN
NO.	DATE	DESCRIPTION

LIFESPACE THE WATERFORD DINING
RENOVATION
601 UNIVERSE BOULEVARD, JUNO BEACH, FL - 33408



COPYRIGHT ©
THOMPSON HANCOCK WITTE &
ASSOCIATES, INC.

2100 RiverEdge Parkway
Suite 900
Atlanta, GA 30328

2632 Broadway Street
Suite 201, South Building
San Antonio, TX 78215

PH: 770 916 2220
FAX: 770 916 2299

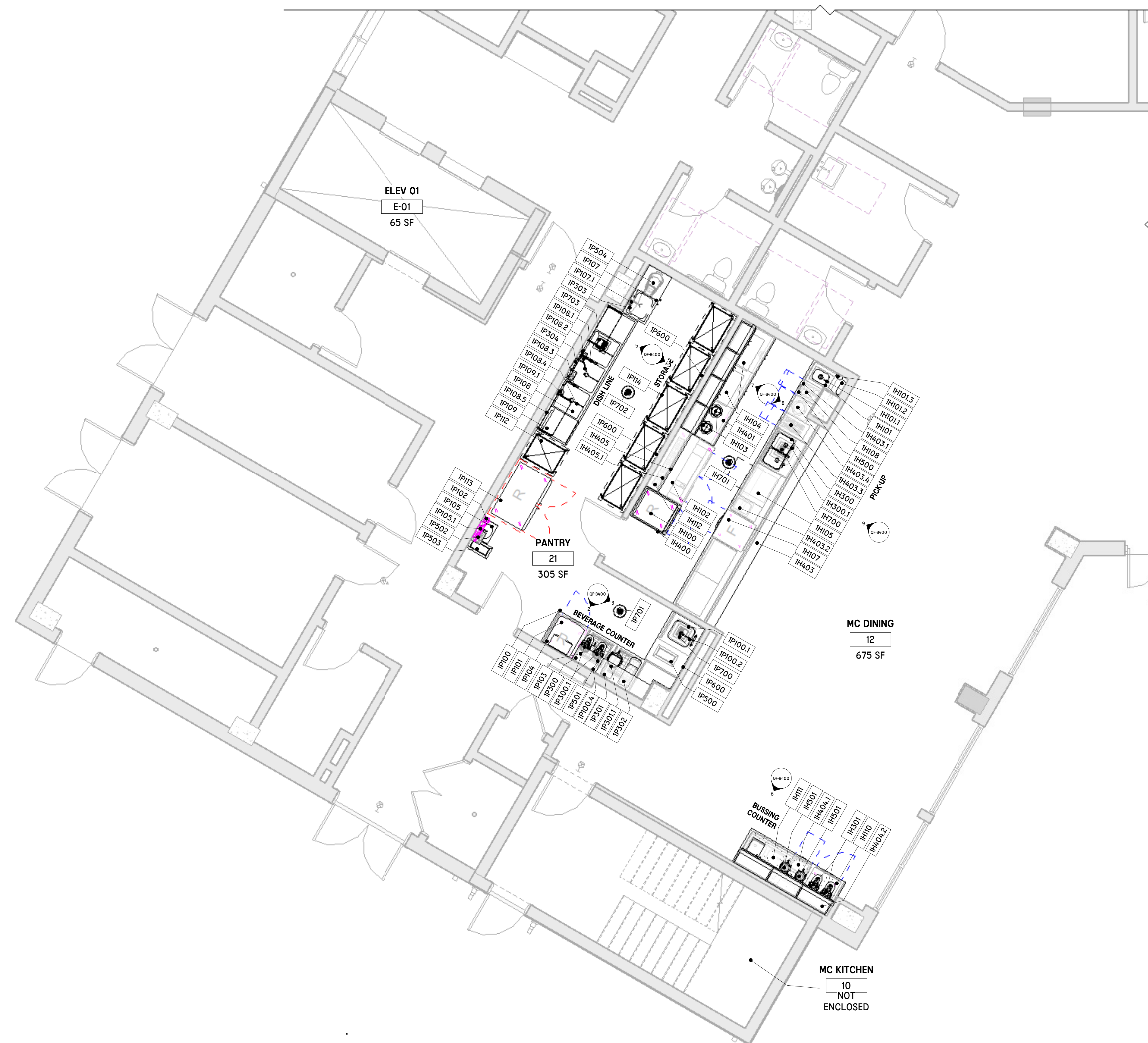
www.thw.com

**100%
CONSTRUCTION
DOCUMENTS**

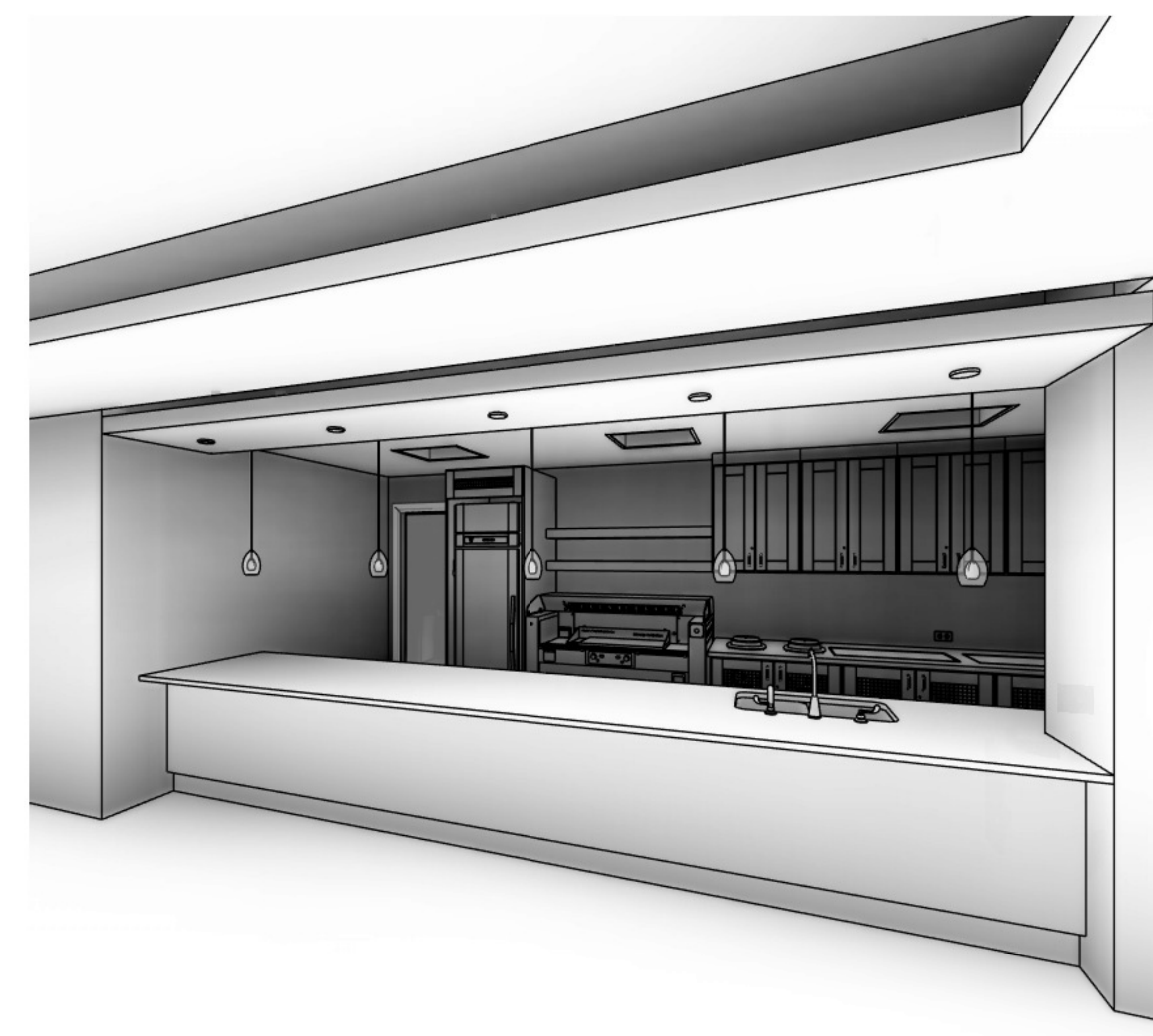
Project No.:
Date: 12/01/2025

**FIRST FLOOR
EQUIPMENT
PLAN**




QF-B120



1 FIRST FLOOR - EQUIPMENT PLAN
1/4" = 1'-0"



2 MC KITCHEN, PERSPECTIVE
NTS

TAG LEGEND	
 FS2	KEYNOTE TAG
 100	EQUIPMENT TAG
 PL-01	MATERIAL TAG

EQUIPMENT NUMBERING KEY

#	GROUP (AS APPLIES)	SERIES	CATEGORY
1H	MC KITCHEN	100	NEW (FISC BASE SCORE)
1P	MC PANTRY	200	EXISTING (EXISTING/FUTURE)
2H	AL KITCHEN	300	BY OTHERS (NORWOOD, GC, MCI)
2P	AL PANTRY	400	MILLWORK (FISC BASE SCORE)
		500	SMALLWARES (THIRD PARTY, NORWOOD)
		600	ELECTRICAL (SICOM, RECEP/FAILES, DECO LIGHTS)
		700	PLUMBING (FLOOR SINKS, AREA FLOOR DRAINS)
		800	SIGNAGE (BRANDING, DIGITAL, SCREENS)

AREA (AS APPLIES) → **1E**100


GROUP (AS APPLIES) → CATEGORY

	08/22/25	DESIGN DEVELOPMENT
	04/07/25	SCHEMATIC DESIGN
NO.	DATE	DESCRIPTION

LIFESPACE THE WATERFORD DINING
RENOVATION
601 UNIVERSE BOULEVARD, JUNO BEACH, FL - 33408



300 W. Chestnut St, Suite 201,
Ephrata, PA 17522
717-733-5810
scoposhospitalitygroup.com



THW
DESIGN

COPYRIGHT ©
THOMPSON HANCOCK WITTE &
ASSOCIATES, INC.

2100 RiverEdge Parkway
Suite 900
Atlanta, GA 30328

2632 Broadway Street
Suite 201, South Building
San Antonio, TX 78215

PH: 770 916 2220
FAX: 770 916 2299

www.thw.com

EQUIPMENT NUMBERING KEY

#	GROUP (AS APPLIES)	SERIES	CATEGORY
1H	MC KITCHEN	100	NEW (FIXED BASE SCOPE)
1P	MC PANTRY	200	EXISTING (EXISTING/FUTURE)
2H	AL KITCHEN	300	BY OTHERS (VENDOR GC, NEE)
2P	AL PANTRY	400	MILLWORK (FIXED BASE SCOPE)
		500	SMALLWARES (TINKER PAPER, VESSELS)
		600	ELECTRICAL (COWB, REFRIGERATES, DECO/LIGHTS)
		700	PLUMBING (V.FLOOR TRIMS, AREA FLOOR DRAINS)
		800	SIGNAGE (BRANDING, DIGITAL SCREENS)

AREA (AS APPLIES) → **1E100** → CATEGORY

GROUP (AS APPLIES) →

**100%
CONSTRUCTION
DOCUMENTS**

Project No.:
Date: 12/01/2025

FIRST FLOOR EQUIPMENT SCHEDULE

QF-B130

MC KITCHEN EQUIPMENT UTILITY SCHEDULE

NOTE: THESE DRAWINGS SHOULD NOT BE USED FOR PRICING EQUIPMENT WITHOUT 114000 WRITTEN SPECIFICATIONS WHICH WOULD COVER ALL ACCESSORIES, OPTIONS, FEATURES, AND CONSTRUCTION REQUIREMENTS FOR CUSTOM FABRICATION. REFER TO SPECIFICATIONS FOR COMPLETE PROJECT SCOPE REQUIREMENTS AND ACCEPTABLE ALTERNATES

ITEM #	QTY	DESCRIPTION	MANUFACTURER	MODEL	EQUIPMENT REMARKS	VOLTS	PH	AMPS	WATTS	HP	DIRECT CONN	WATER SIZE		WASTE SIZE		GAS		REMARKS	ITEM #
												COLD	HOT	DIRECT	INDIRECT	SIZE	INPUT		
1H100	1	Refrigerator, Reach-In	Victory	RS-1D-S1-HC	New	120		6.5	780	1/3	No								1H100
1H101	1	Hand Sink, Undermount	Eagle Group	SRI0-14-S-1	New										1 1/2"				1H101
1H101.1	1	Faucet, Electronic Eye	T&S Brass	EC-3100-HG	New	120	1	15	1800		No	1/2"	1/2"						1H101.1
1H101.2	1	Paper Towel Dispenser, Surface Mounted	Bradley	2B-1110000	New														1H101.2
1H101.3	1	Soap Dispenser, Surface Mounted	Bradley	6B-1119300	New														1H101.3
1H102	1	Exhibition Style Cooking Station	Spring USA	MCS-59-FPS-SP251G	New	208	1	38	5000		No								1H102
1H103	2	7 qt. Induction Rethermalizer, Drop-In	Vollrath	74701D	New	120	1	6.7	800		No								1H103
1H104	2	Induction Warmer, Drop-In	Garland	HQIN1500	New	120	1	12	1500		Yes								1H104
1H105	1	Warmer, Drawer Type	Alto-Shaam	500-1D	New	120	1	5.3	640		No								1H105
1H106	1	Spare Number	Spare		Spare														1H106
1H107	1	Freezer, Undercounter	Victory	VUFD27HC-2	New	120	1	2.5	300	1/4	No								1H107
1H108	1	Drop-In Silverware Basket	Steril-Sil	E1-BS6OE-SS	New														1H108
1H109	1	Self-Leveling Plate Dispenser, Heated	Defield	DIS-1013-ET-MOD	New	120	1	5.5	700		No								1H109
1H110	1	Refrigerator, Undercounter	Victory	VUR27HC	New	120	1	2	240	1/10	No								1H110
1H111	1	Mobile Bussing Cart	Kalber	BC-3235	New														1H111
1H112	1	Heat Lamp	Halco	GRAH-48	New	120	1	9.17	1100										1H112
1H300	1	Prep Sink, Two Bowl	Kohler	K-3171-HCF	By GC														1H300
1H300.1	1	Faucet, Pantry Type	Kohler	K-7779-K	By Vendor														1H300.1
Bu501	2	Coffee Server, Insulated	Bunn	42750.0200	Millwork							3/8"	3/8"						Bu501
1H400	1	Refrigerator Surround, Millwork	CraftPoint Concepts	Custom	Millwork														1H400
1H401	1	Back Counter, Millwork	CraftPoint Concepts	Custom	Millwork														1H401
1H401.1	1	Wall Cabinets, Millwork	CraftPoint Concepts	Custom	Millwork														1H401.1
1H401.2	1	Lights, LED	CraftPoint Concepts	Custom	Millwork	120	1	5	600		Yes								1H401.2
1H402	1	Spare Number	Spare		Spare														1H402
1H403	1	Front Counter, Millwork	CraftPoint Concepts	Custom	Millwork														1H403
1H403.1	1	Utensil Dispenser, Single	CraftPoint Concepts	Custom	Millwork														1H403.1
1H403.2	1	Pull-Out Waste Basket, Single	Rev-A-Shelf	RV-35	Millwork														1H403.2
1H403.3	1	Knives Box Dispenser, Single	CraftPoint Concepts	Custom	Millwork														1H403.3
1H403.4	1	Plate Pull-Out Drawer	CraftPoint Concepts	Custom	Millwork														1H403.4
1H403.5	3	Corner Guards, S/S	CraftPoint Concepts	Custom	Millwork														1H403.5
1H404	1	Bussing Counter, Millwork	CraftPoint Concepts	Custom	Millwork														1H404
1H404.1	1	Pull-Out Waste Basket, Double	Rev-A-Shelf	RV-35	Millwork														1H404.1
1H404.2	1	Wall Cabinets, Millwork	CraftPoint Concepts	Custom	Millwork														1H404.2
1H404.3	1	Lights, LED	CraftPoint Concepts	Custom	Millwork	120	1	5	600		Yes								1H404.3
1H404.4	2	Corner Guards, S/S	CraftPoint Concepts	Custom	Millwork														1H404.4
1H405	1	Wall Shelf, Millwork	CraftPoint Concepts	Custom	Millwork														1H405
1H405.1	1	Lights, LED	CraftPoint Concepts	Custom	Millwork	120	1	5	600		Yes								1H405.1
1H500	1	Trash Bin, Slim Jim	Smallwares	Smallwares	Smallwares														1H500
1H501	2	Glass Beverage Dispenser with Infusion Chamber	Cal-Mil	1580-2INF-74	Smallwares														1H501
1H502	1	Additional Smallwares & Accessories	Smallwares	Smallwares	Smallwares														1H502
1H600	1	Duplex Convenience Receptacle	By EC	By EC	By EC	120	1	15	1800		Yes								1H600
1H601	5	Decorative Lamps	By EC	By EC	By EC	120	1	15	1800		Yes								1H601
1H700	1	Floor Sink	By PC	By PC	By PC										4"				1H700
1H701	1	Area Floor Drain	By PC	By PC	By PC										2"				1H701
1P100	1	Wall Sation, S/S	Eagle Group	Custom	New														1P100
1P100.1	1	Prep Sink, Weld-In	Eagle Group	E24	New														1P100.1
1P100.2	1	Faucet, Pantry Type	T&S Brass	B-0221-CR	New							1/2"	1/2"						1P100.2
1P100.3	1	Snap-N-Slide Wall Shelves	Eagle Group	SWS1548-14/3	New														1P100.3
1P100.4	1	Snap-N-Slide Wall Shelves	Eagle Group	SWS1524-14/3	New														1P100.4
1P101	1	Undercounter Refrigerator	Victory	VUR27HC	New	120	1	2	240	1/10	No								1P101
1P102	1	Water Filter System, Combination Applications	Everpure	EV933042	New							3/4"			3/4"				1P102
1P103	2	Mobile Glass Rack	Eagle Group	YSCOPOS-GLASSRACK	New														1P103
1P104	1	Ice Machine & Dispenser, Nugget Style	Follett	E12C414A-S	New	230	1	5.5	800		No	3/8"			3/4"				1P104
1P105	1	Wall Mounted Hand Sink	Eagle Group	YSCOPOS-HSA-0001-00-LRS	New														1P105
1P105.1	1	Electronic Faucet w/ Hydro-Generator	T&S Brass	EC-3101-HG	New	120	1	15	1800		No	1/2"	1/2"		1 1/2"				1P105.1
1P106	1	Spare Number	Spare		Spare														1P106
1P107	1	Double-Width Mop Sink Cabinet	Eagle Group	YSCOPOS-F1916-VSCS-DL	New														1P107
1P107.1	1	Mop Sink Faucet	T&S Brass	B-2465	New							1/2"	1/2"		2"				1P107.1
1P108	1	Three-Compartment Sink	Eagle Group	FN2472-3-14/3-MOD	New														1P108
1P108.1	1	Pre-Rinse Faucet, Wall Mount	T&S Brass	B-0133-CR-VBJSK	New							1/2"	1/2"		1 1/2"				1P108.1
1P108.2	1	Faucet, Add-On	T&S Brass	B-0156-CR	New														1P108.2
1P108.3	1	Wall Mount Mixing Faucet	T&S Brass	B-0231-CR	New							1/2"	1/2"						1P108.3
1P108.4	3	Waste Drain, Lever Valve	T&S Brass	B-3970	New														1P108.4
1P108.5	2	Wire Shelf, Wall Mounted, Epoxy Coated, 2-Tier	Metro	1436N/3	New														1P108.5
1P109	1	Dishwasher, Undercounter	Champion	UH33016	New	208	1	32	6656	1	No	1/2"			5/8"				1P109
1P109.1	1	Water Filter System, Warewashing	Everpure	EV979911	New							3/4"			3/4"				1P109.1
1P110	1	S/S Wall Flashing, Warewashing	Eagle Group	Custom	New														1P110
1P111	1	Spare Number	Spare	Spare	Spare														1P111
1P112	1	MetroMax Q Racks	Metro	LOT	New														1P112
1P113	1	Refrigerator, Reach-In	Victory	RS-2D-S1-HC	New	120	1	6.5	780	1/3	No								1P113
1P114	1	MetroMax Q Racks	Metro	LOT	New														1P114
1P300	1	Coffee Brewer	Bunn	34600.0000	By Vendor	120	1	27.5	6600		Yes	3/8"							1P300
1P300.1	2	Coffee Server, Insulated	Bunn	32130.0000	By Vendor														1P300.1
1P301	1	Coffee Brewer	Bunn	36700.0009	By Vendor	120	1	14.4	1730		No	1/4"							1P301
1P301.1	1	Dispenser, Ice Tea/Ice Coffee	Bunn	34100.0000	By Vendor														1P301.1
1P302	1	Dispenser, Juice	Bunn	37900.0001	By Vendor	120	1	4.5	540		No	3/8"							1P302
1P303	1	Chemical Dispensing - Jfil Quattro Select Dispensing System	By Vendor	By Vendor	By Vendor														1P303
1P304	1	Chemical Dispensing - Jfil Skrinkmer SS Detergent Dispenser	By Vendor	By Vendor	By Vendor														1P304
1P304.1	2	Chemical Dispensing - Product Basket	By Vendor	By Vendor	By Vendor							1/2"							1P304.1
1P500	1	Trash Bin, Slim Jim	Smallwares	Smallwares	Smallwares														1P500
1P501	6	Glass Rack	Smallwares	Smallwares	Smallwares														1P501
1P502	1	Towel/Soap Dispenser	Smallwares	Smallwares	Smallwares														1P502
1P503	1	Trash Bin, Slim Jim	Smallwares	Smallwares	Smallwares														1P503
1P504	1	Mop Bucket	Smallwares	Smallwares	Smallwares														1P504
1P600	5	Duplex Convenience Receptacle	By EC	By EC	By EC	120	1	15	1800		Yes								1P600
1P700	1	Floor Sink	By PC	By PC	By PC										4"				1P700
1P701	1	Area Floor Drain	By PC	By PC	By PC										2"				1P701
1P702	1	Area Floor Drain	By PC	By PC	By PC										2"				1P702
1P703	1	Floor Sink	By PC	By PC	By PC										4"				1P703

	08/22/25	DESIGN DEVELOPMENT
	04/07/25	SCHEMATIC DESIGN
NO.	DATE	DESCRIPTION

LIFESPACE THE WATERFORD DINING
RENOVATION
601 UNIVERSE BOULEVARD, JUNO BEACH, FL - 33408



COPYRIGHT ©
THOMPSON HANCOCK WITT
ASSOCIATES, INC.

2100 RiverEdge Parkwa
Suite 900
Atlanta, GA 30328

2632 Broadway Street
Suite 201, South Building
San Antonio, TX 78215

PH: 770 916 2220
FAX: 770 916 2299

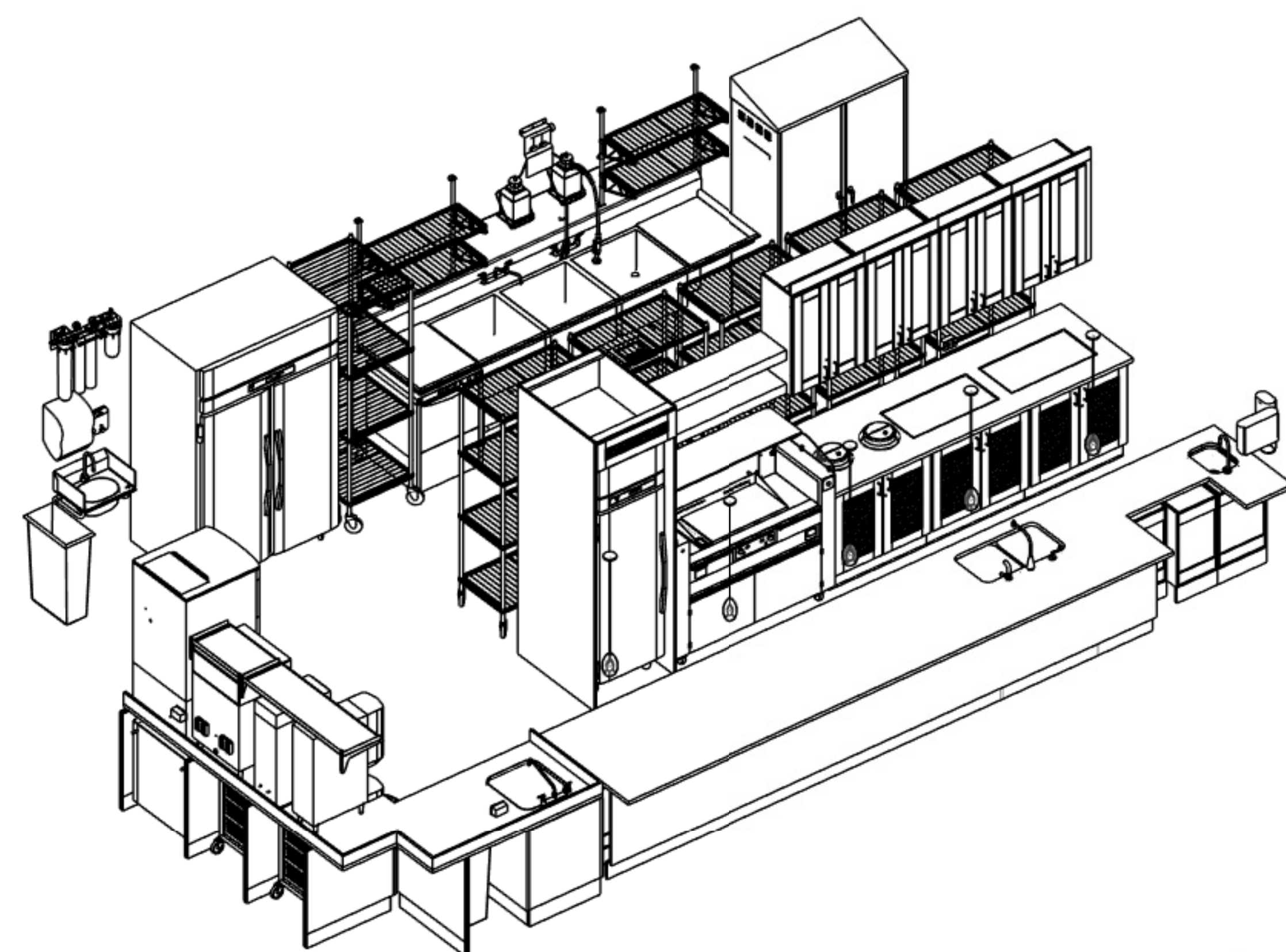
www.thw.com

**100%
CONSTRUCTION
DOCUMENTS**

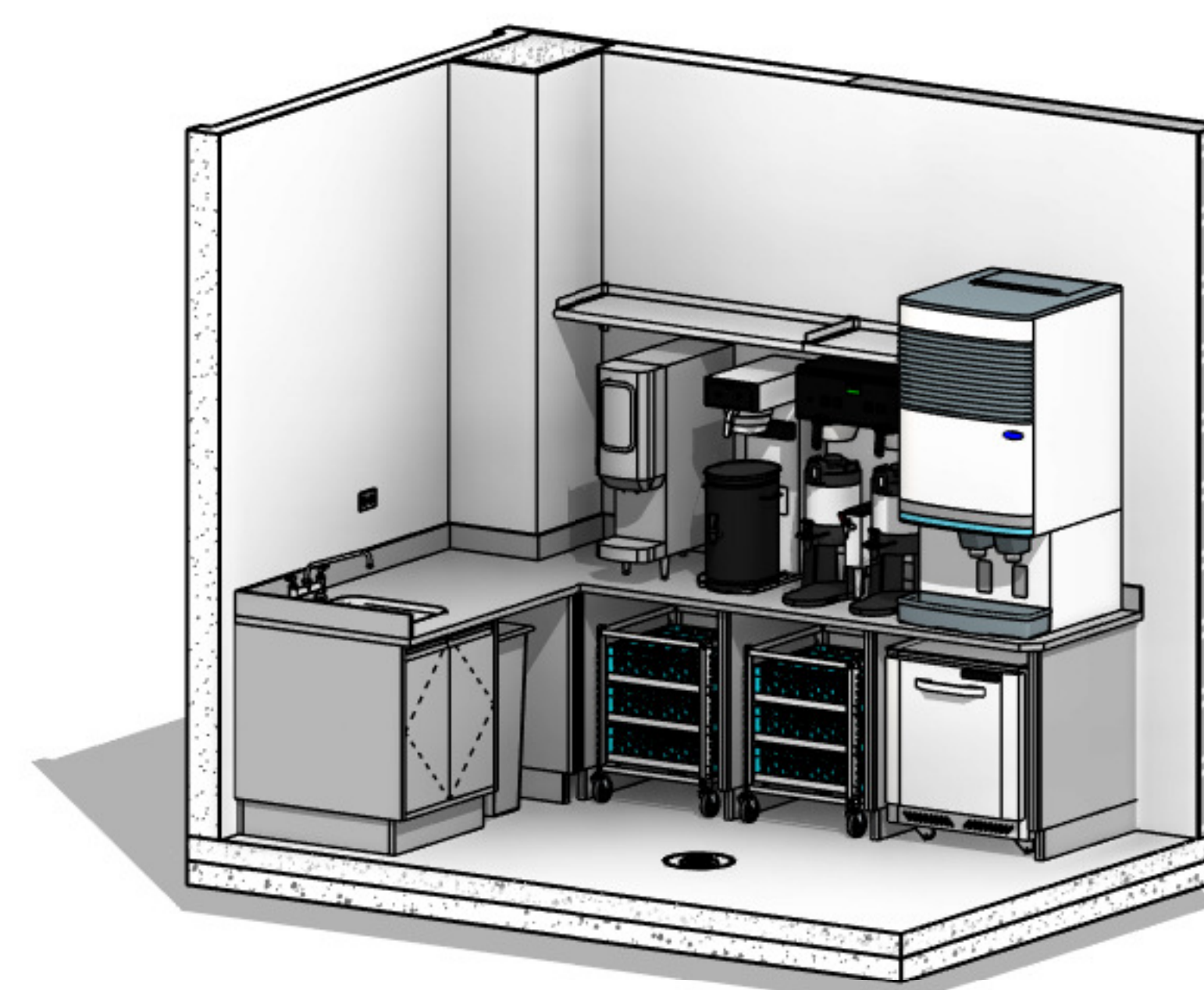
Project No.:
Date: 12/01/20

FIRST FLOOR 3D VIEWS

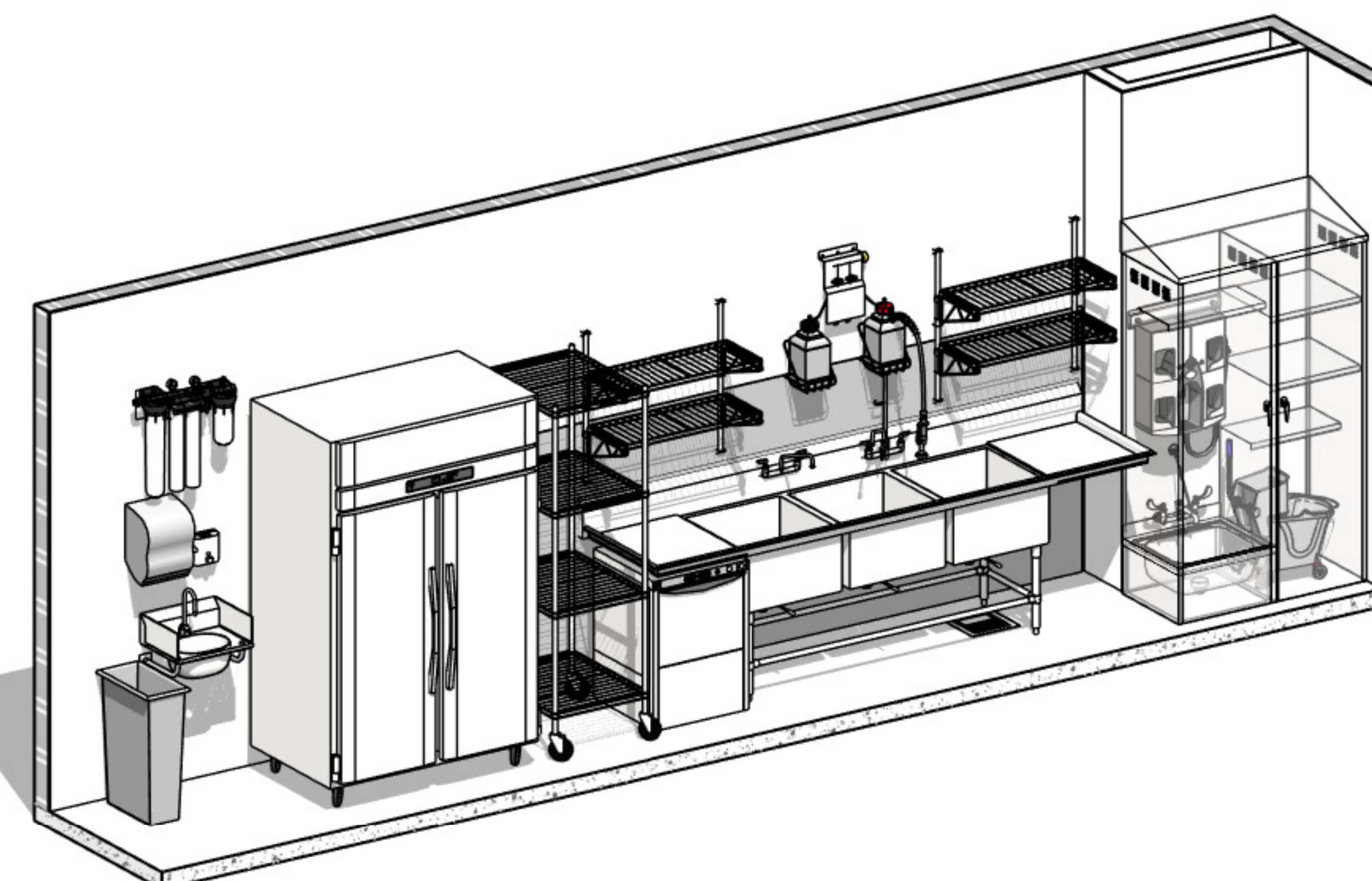
QF-B140



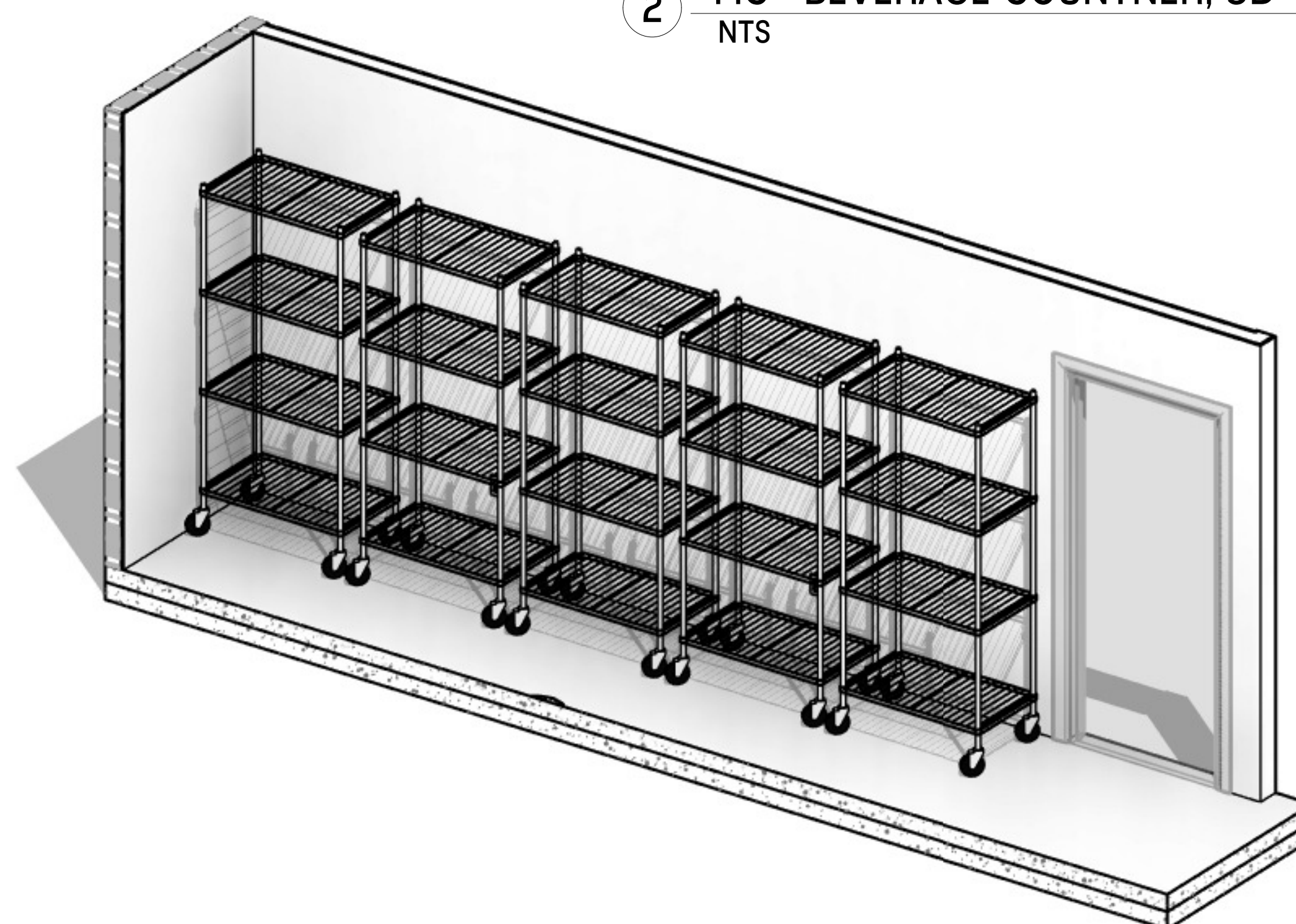
1 MC - BIRDSEYE
NTS



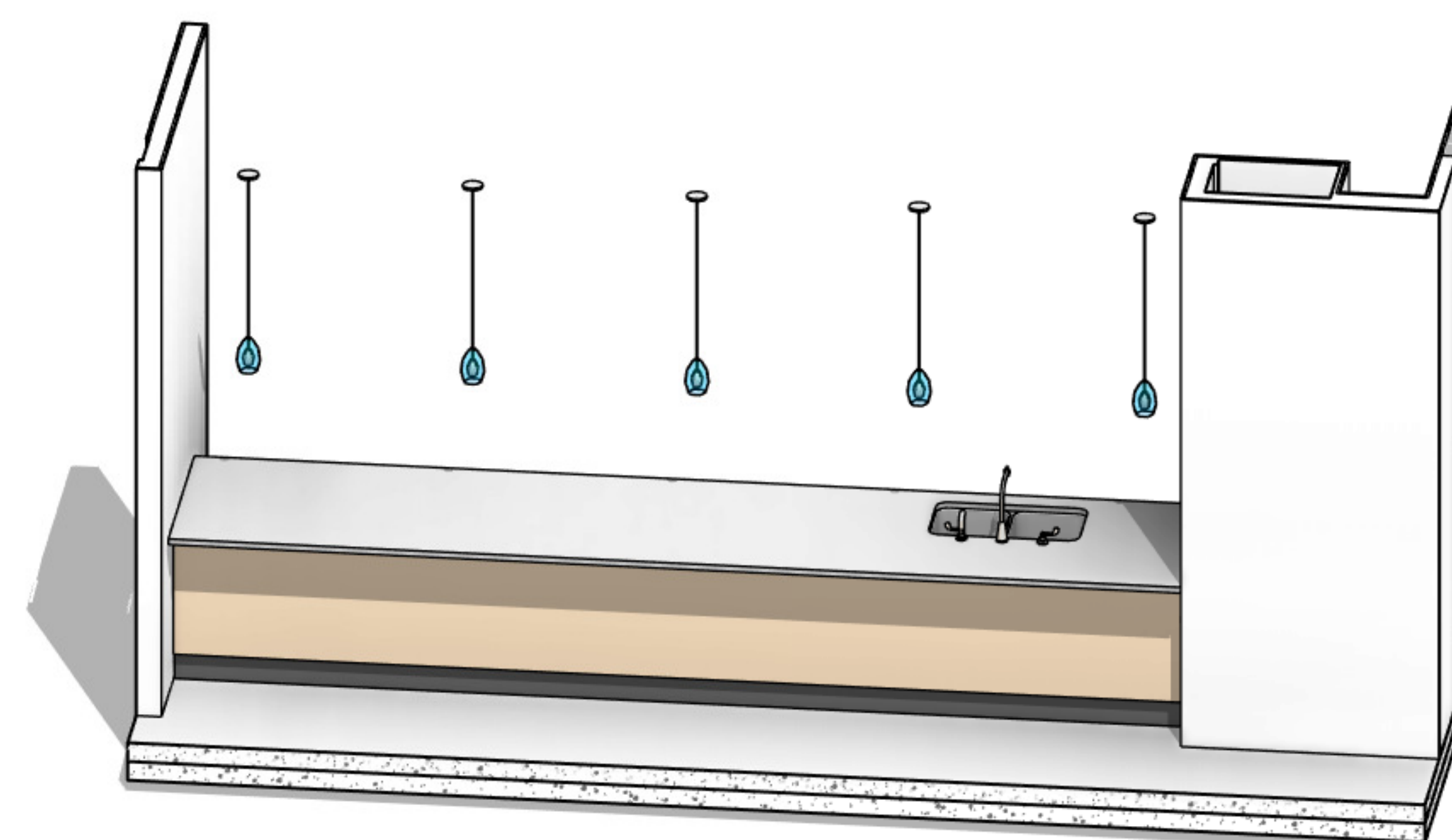
2 MC - BEVERAGE COUNTNER, 3D VIEW
NTS



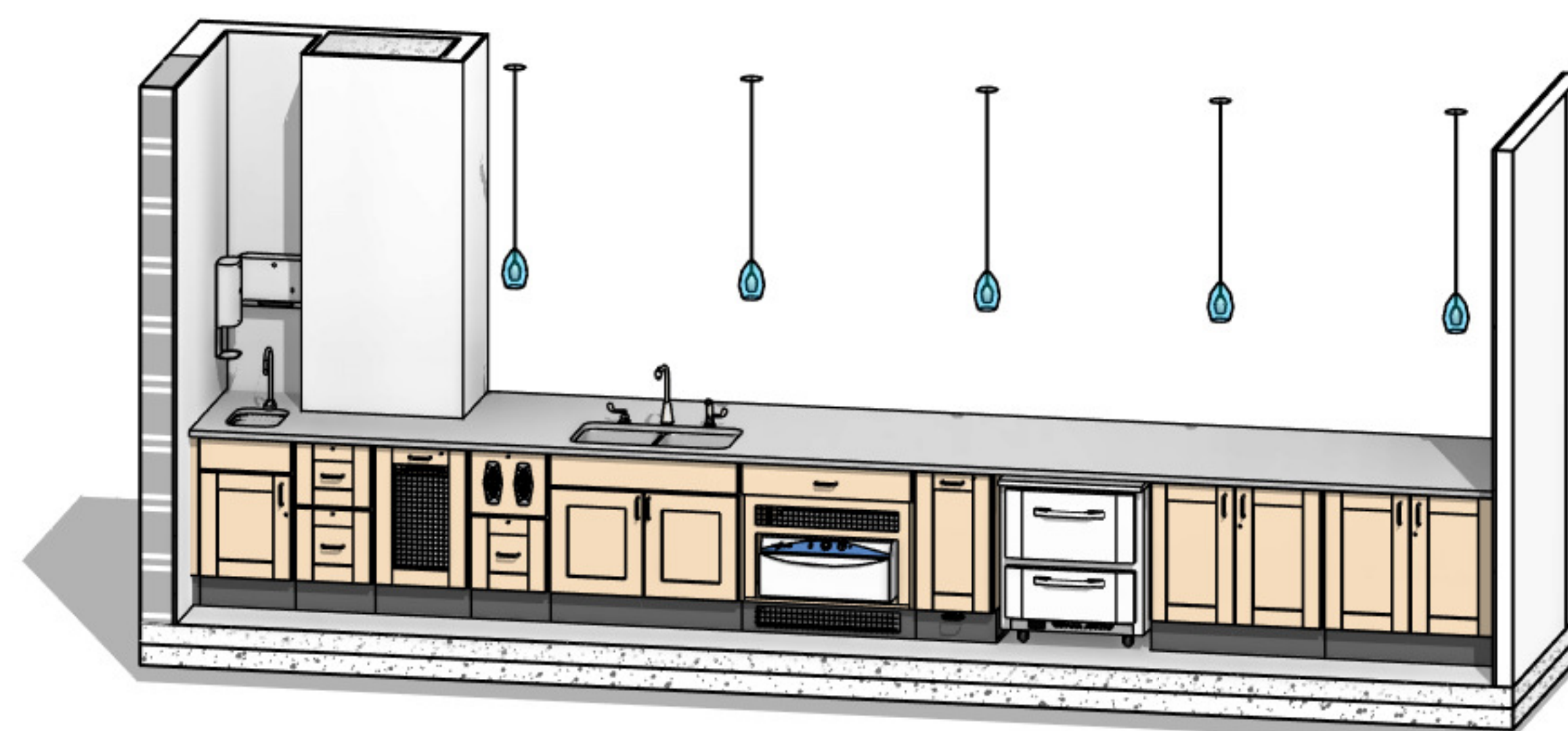
3 MC - DISHWASH, 3D VIEW
NTS



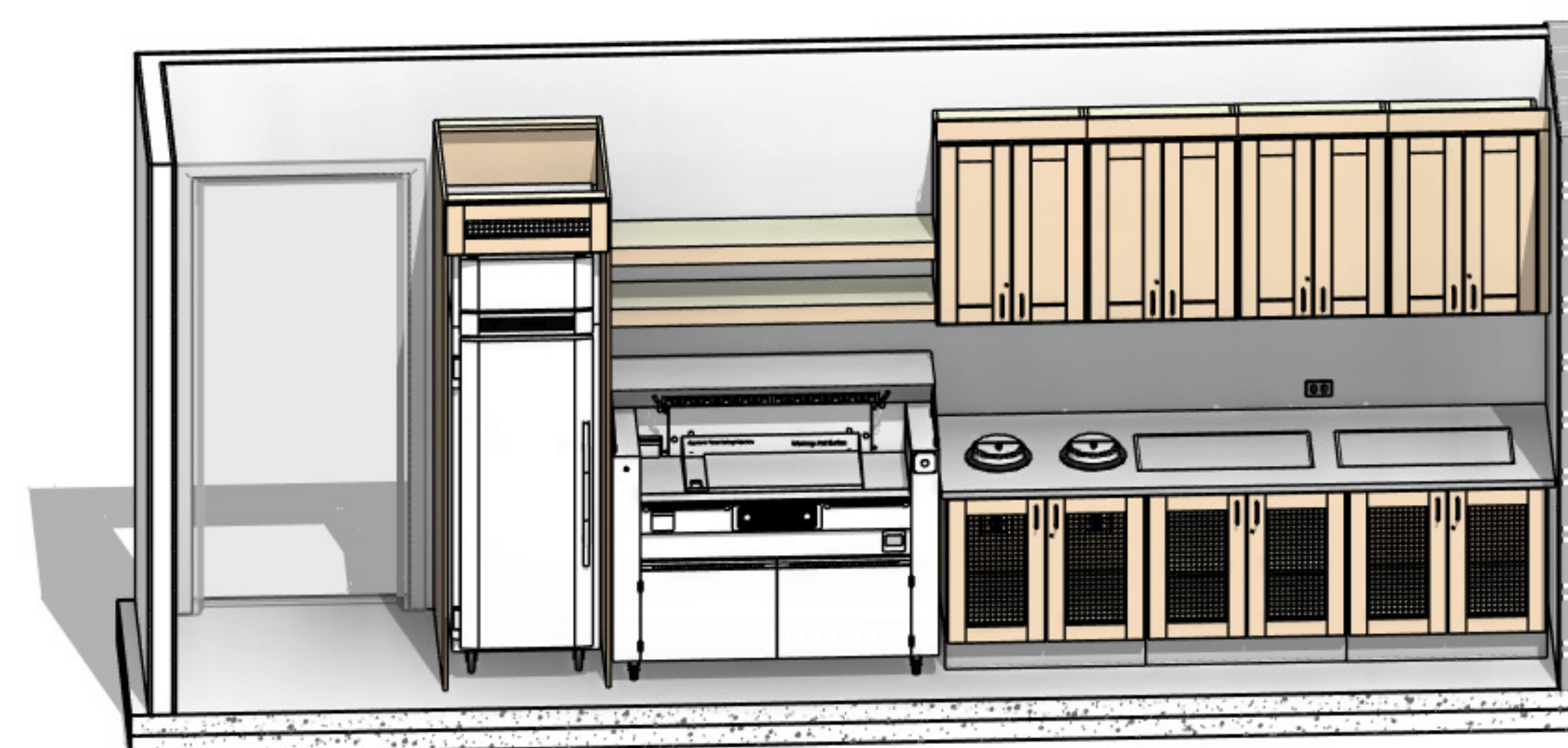
4 MC - STORAGE RACKS, 3D VIEW
NTS



5 MC - FRONT COUNTER CUSTOMER SIDE, 3D VIEW
NTS



6 MC - FRONT COUNTER, 3D VIEW
NTS



7 MC - BACK COUNTER, 3D VIEW
NTS



[illegible]

LIFESPACE THE WATERFORD DINING
RENOVATION
601 UNIVERSE BOULEVARD, JUNO BEACH, FL - 33408



COPYRIGHT ©
THOMPSON HANCOCK WITT
ASSOCIATES, INC.

2100 RiverEdge Parkway
Suite 900
Atlanta, GA 30328

2632 Broadway Street
Suite 201, South Building
San Antonio, TX 78215

PH: 770 916 2220
FAX: 770 916 2299

www.thw.com

**100%
CONSTRUCTION
DOCUMENTS**

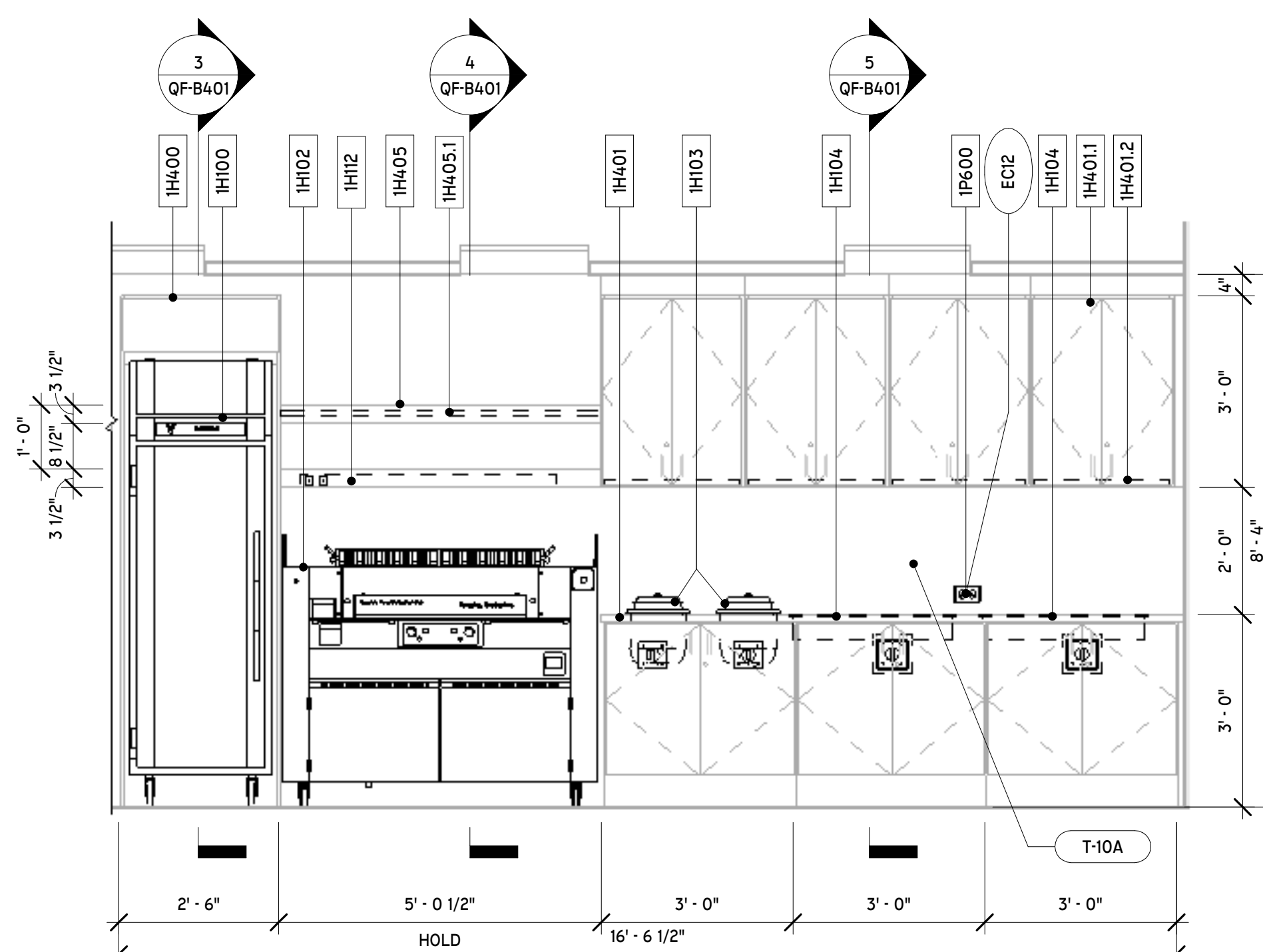
Project No.:
Date: 12/01/20

FIRST FLOOR ELEVATIONS

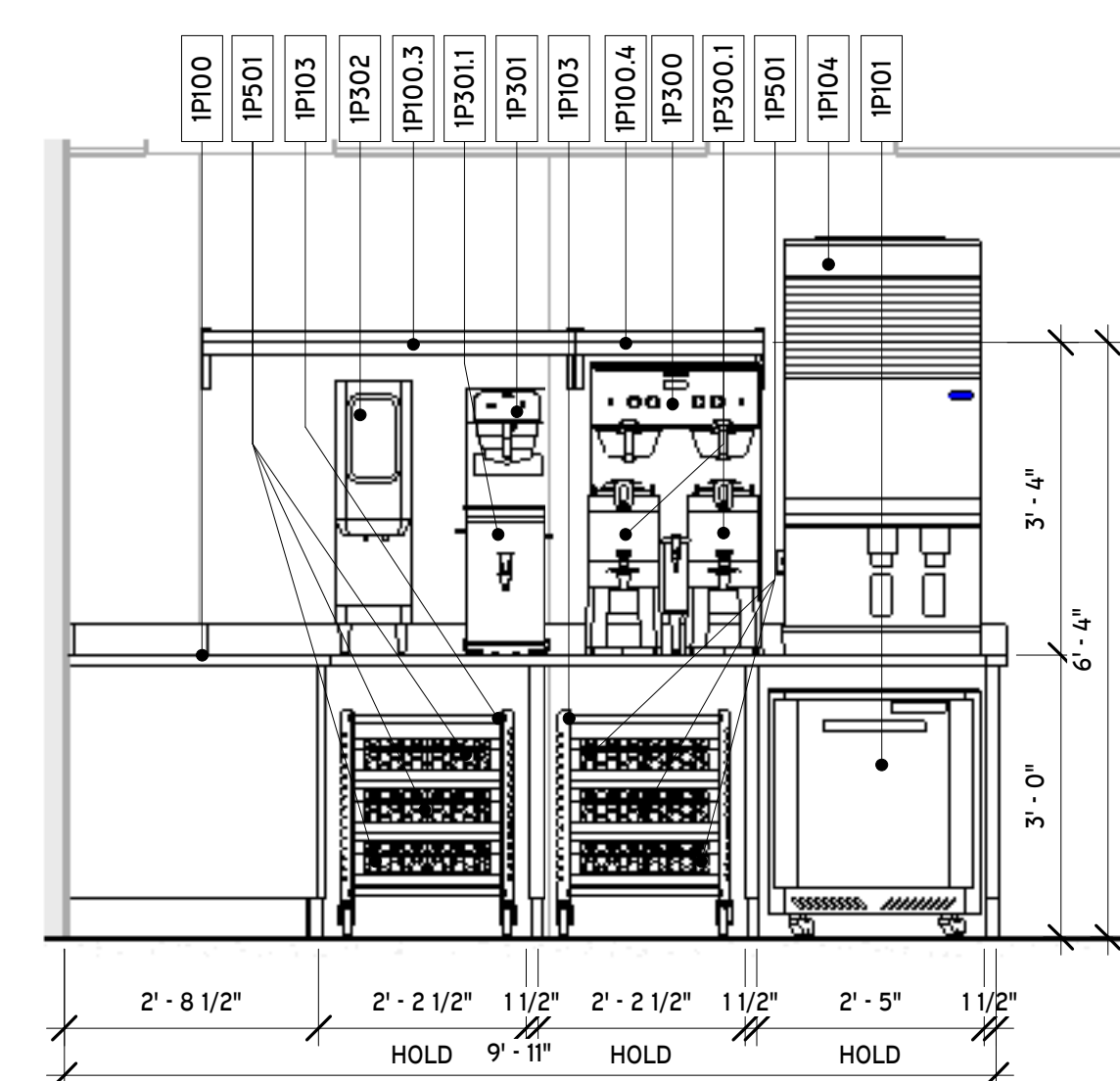
QF-B400



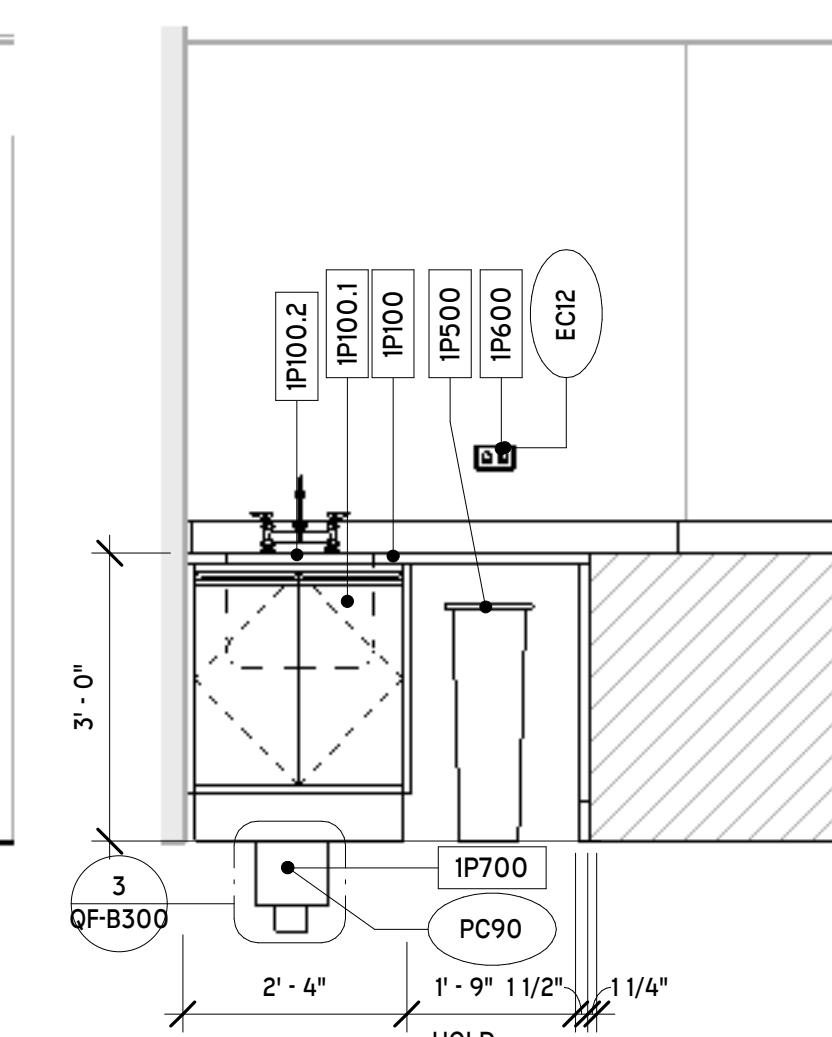
1 FIRST FLOOR - ELEVATIONS PLAN
1/4" = 1'-0"



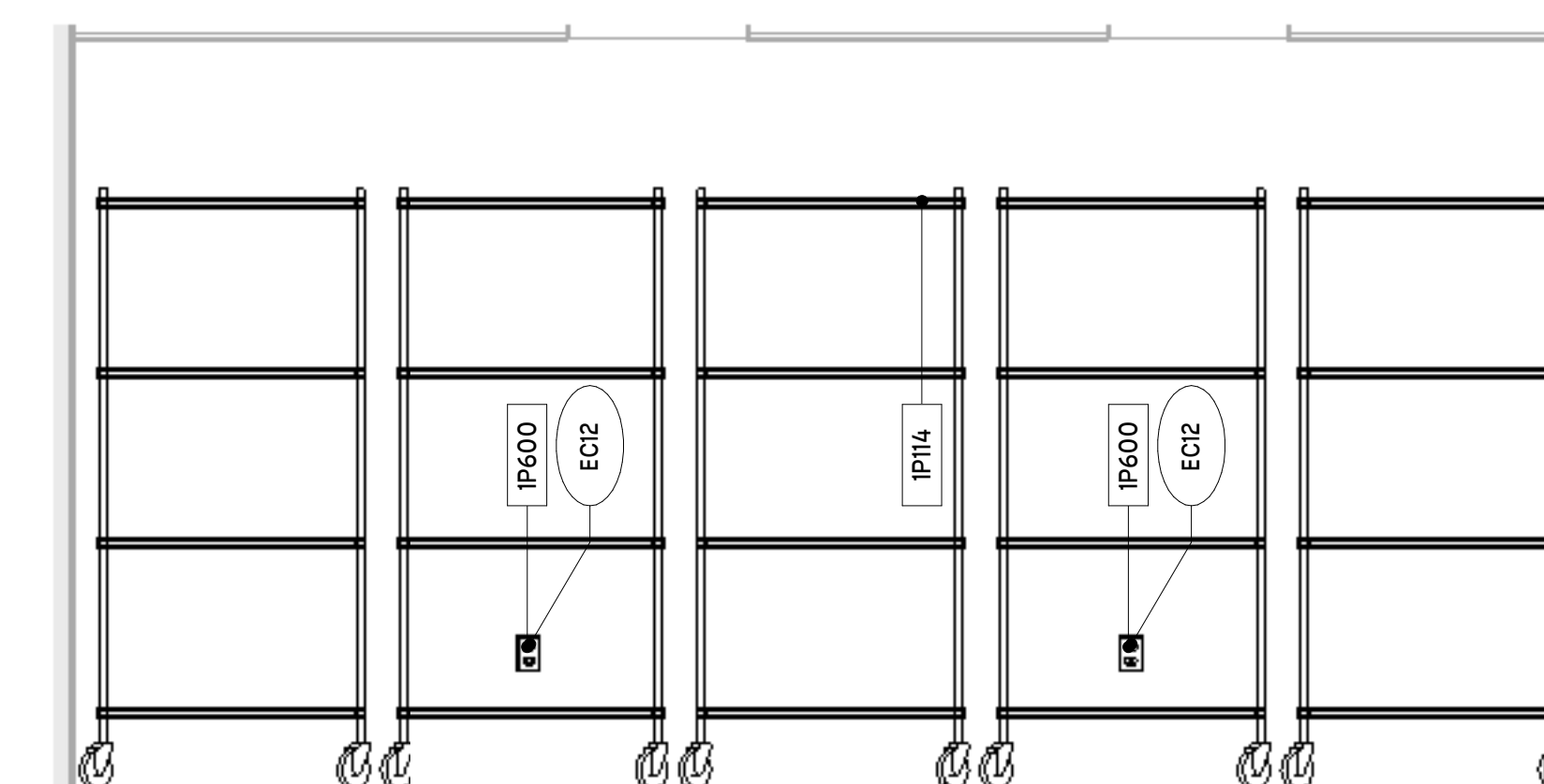
7 MC - BACK COUNTER
1/2" = 1'-0"



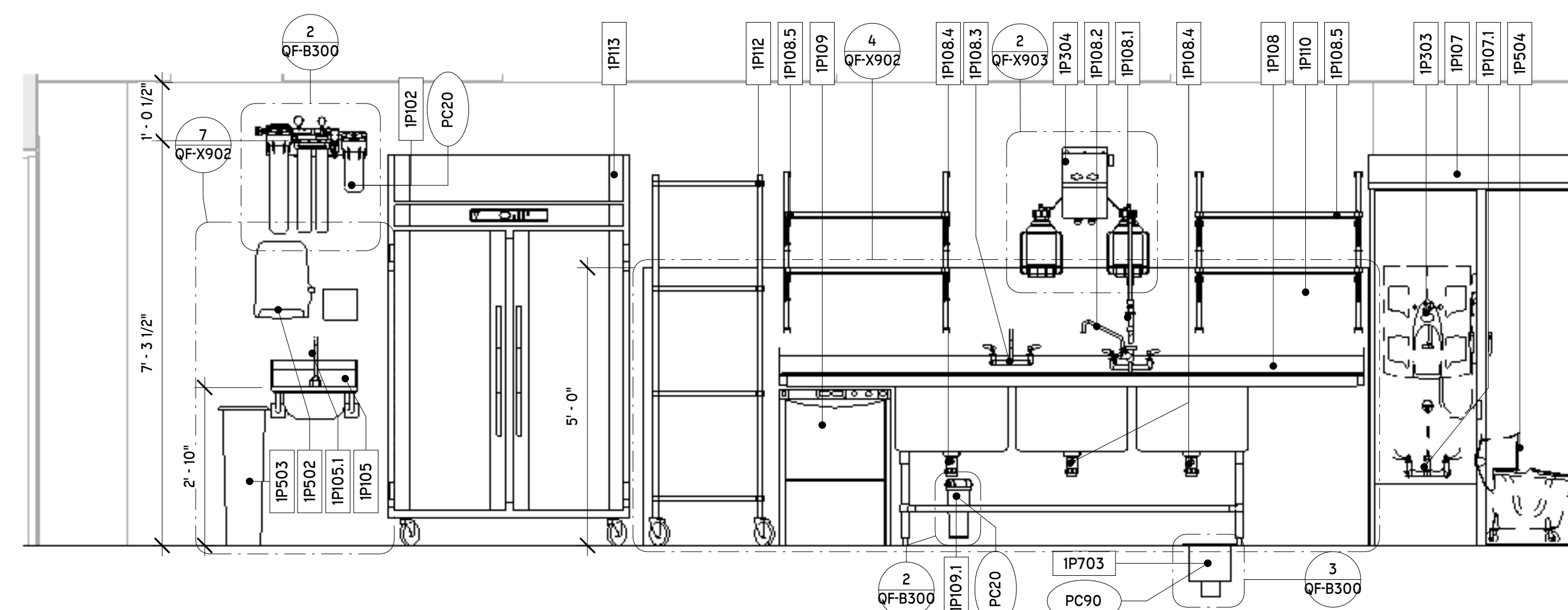
② MC - BEVERAGE COUNTER
1/2" = 1'-0"



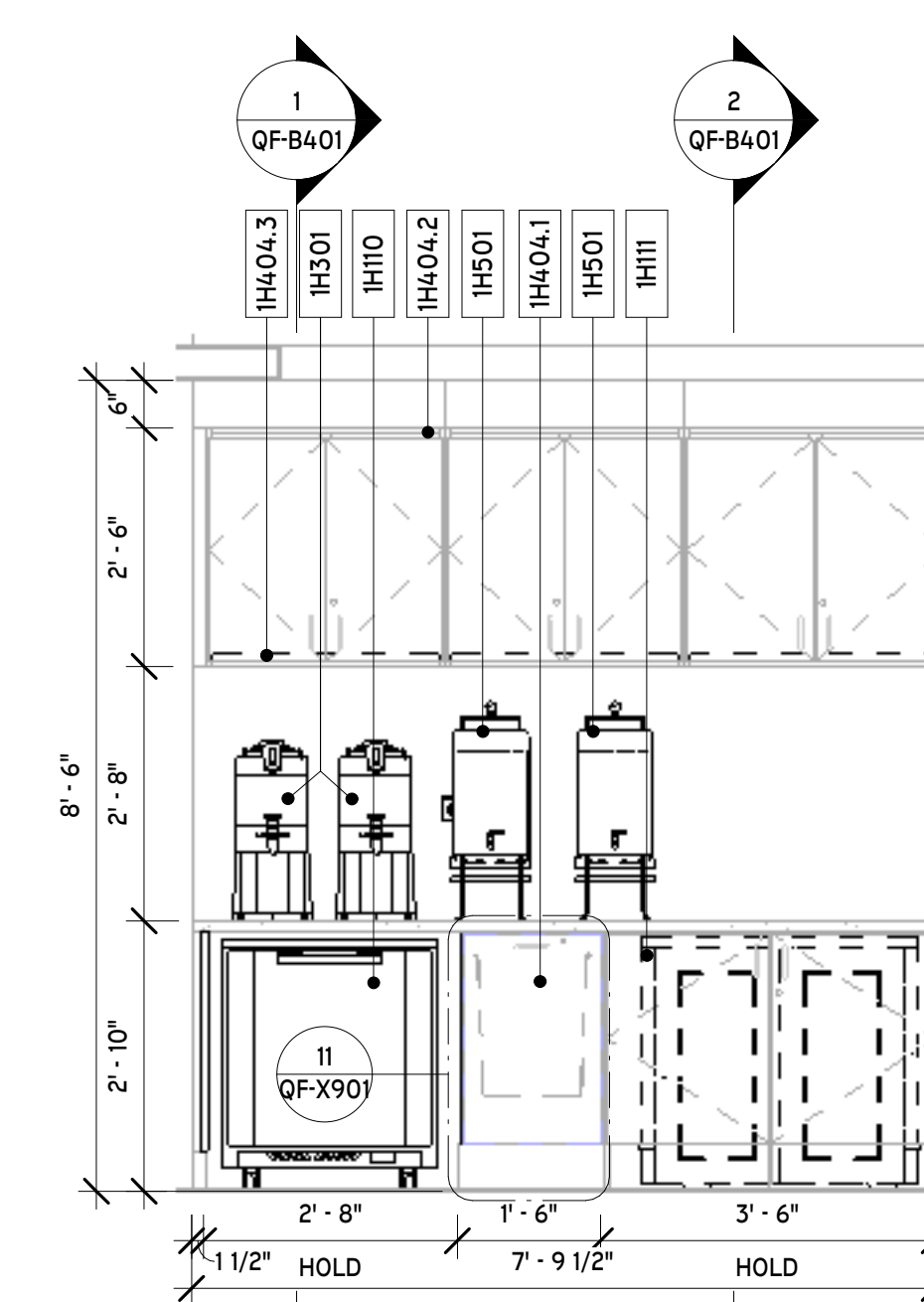
3 MC - PREP SINK
 $1/2" = 1'-0"$



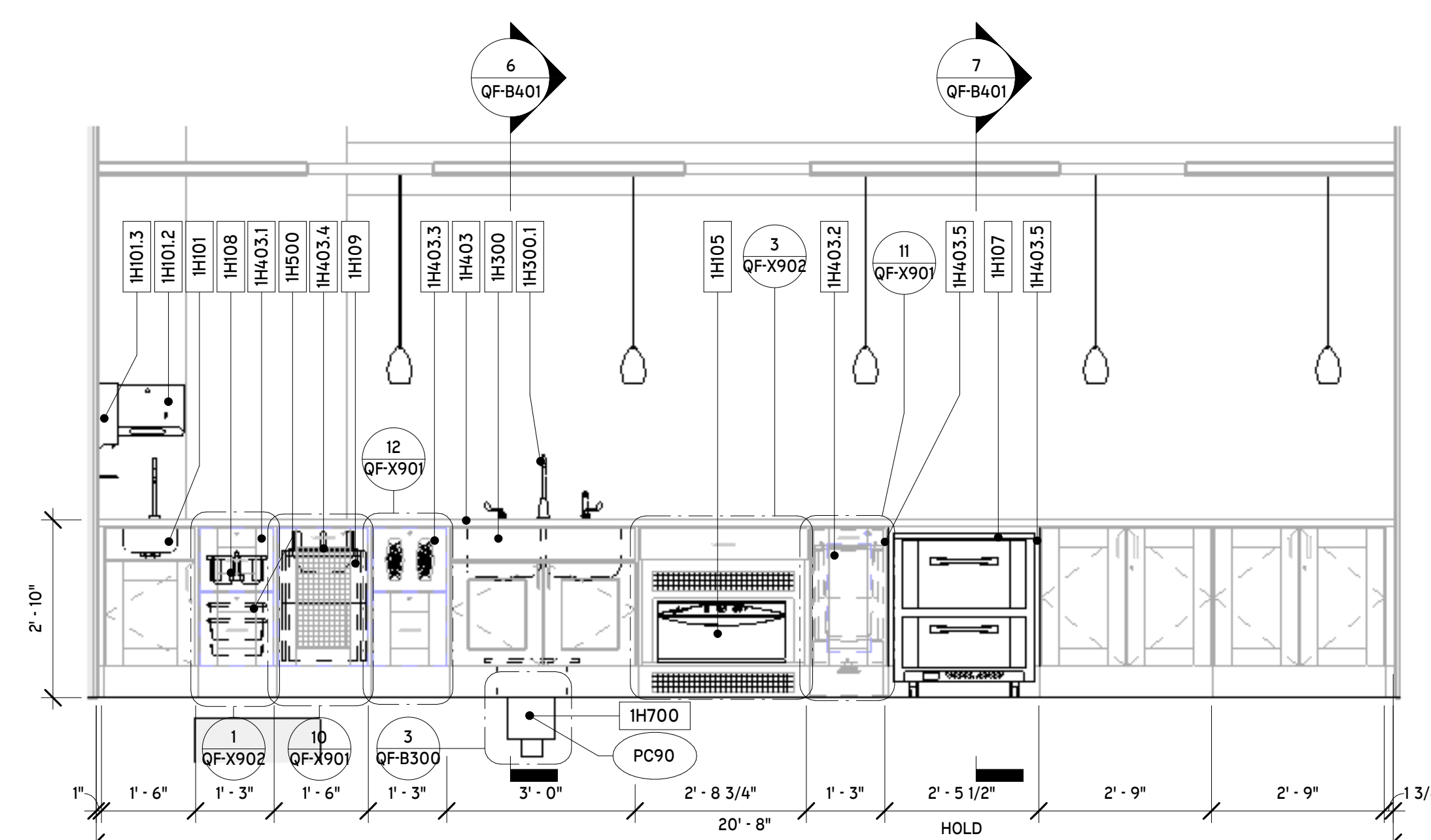
④ MC - STORAGE RACKS
1/2" = 1'-0"



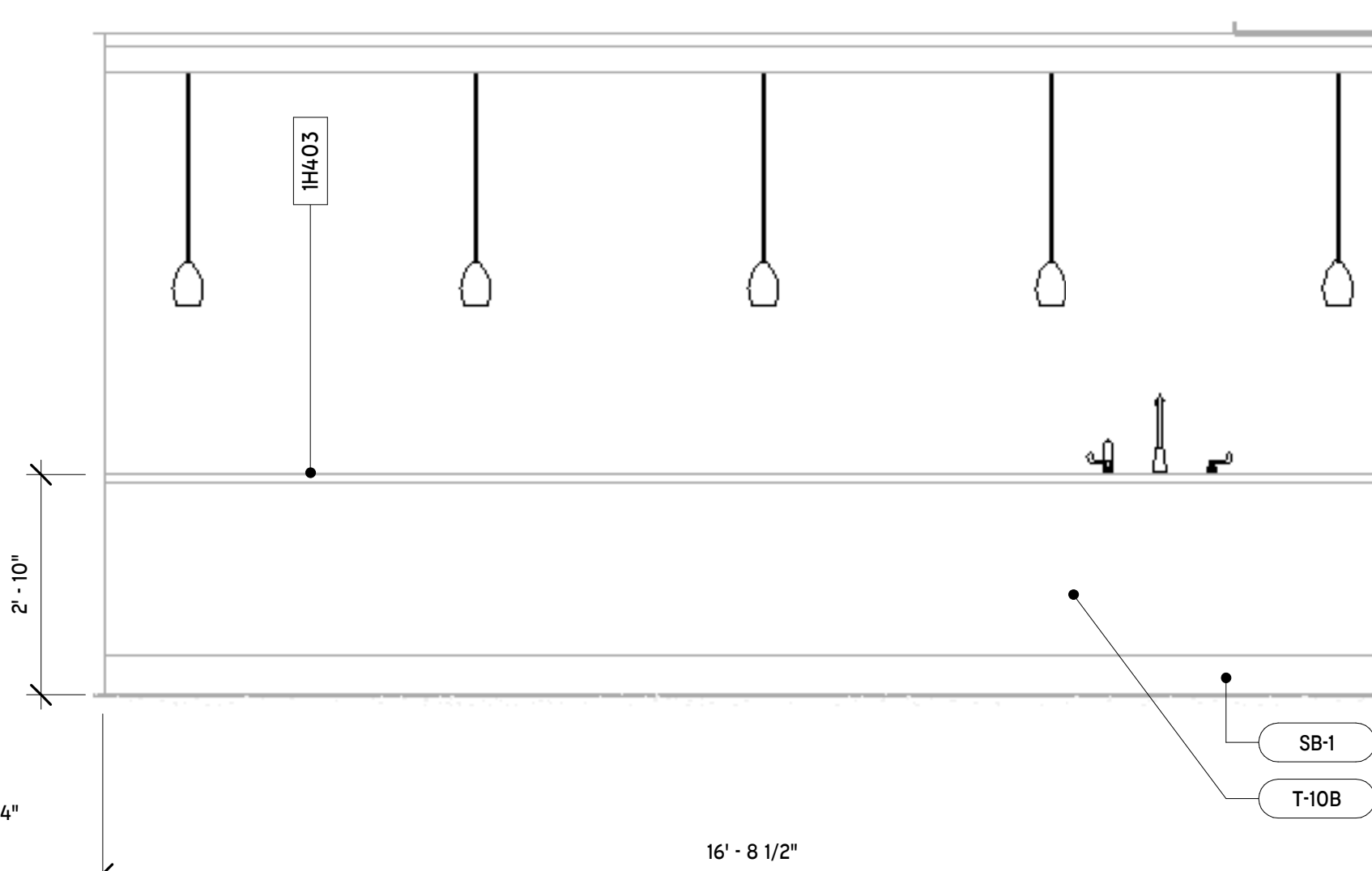
5 MC - DISHLINE
1/2" = 1'-0"



6 MC - HOSPITALITY COUNTER
1/2" = 1'-0"



8 MC - FRONT COUNTER, SERVER SIDE
1/2" = 1'-0"



9 MC - FRONT COUNTER, CUSTOMER SIDE
1/2" = 1'-0"

KEYNOTE LEGEND - FOOD SERVICE	
KEY VALUE	KEYNOTE TEXT
EC12	120V DUPLEX CONVENIENCE RECEPTACLE TO BE MINIMUM 15A ON A DEDICATED CIRCUIT. ELECTRICAL CONTRACTOR TO PROVIDE AND INSTALL.
PC20	WATER FILTER PROVIDED BY FOOD SERVICE EQUIPMENT CONTRACTOR - PLUMBING CONTRACTOR TO RUN TO ITEMS AS SHOWN. WATER FILTER HEIGHT AND LOCATION AS SHOWN ON ELEVATION.
PC90	FLOOR SINK FOR SAFE INDIRECT WASTE WITH 2" AIR GAP. PROVIDED AND INSTALLED BY PLUMBING CONTRACTOR. SEE DETAIL MEP-100.

TAG LEGEND	
FS2	KEYNOTE TAG
100	EQUIPMENT TAG
PL-01	MATERIAL TAG

#	GROUP (AS APPLIES)	SERIES	CATEGORY
1H	MC KITCHEN	100	NEW (FISCAL BUDGET SCOPE)
1P	MC KITCHEN	200	EXISTING (EXISTING FUTURE)
2H	AL KITCHEN	300	BY OTHERS (VENUE/SC-MED)
2P	AL PALNTY	400	MILLWORK (FISCAL BUDGET SCOPE)
		500	SMALLWARES (TYPICAL PAPER VESSELS)
		600	ELECTRICAL (LOW VOLTAGE/RECEPTACLES/INCO LIGHT)
		700	PLUMBING (JULIOR SINKS, AREA FLOOR DRAINAGE)
		800	SIGNAGE (BRANDING, DIGITAL SCREENS)

AREA (AS APPLIES) → **1E100**

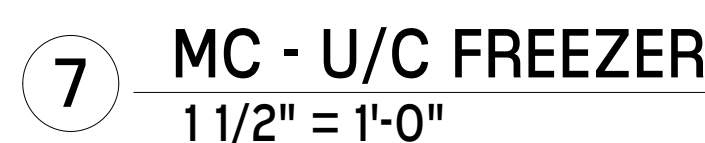
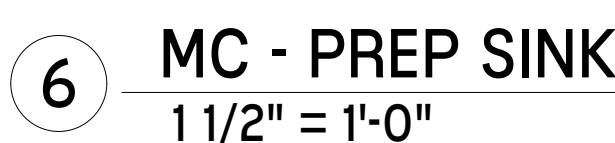
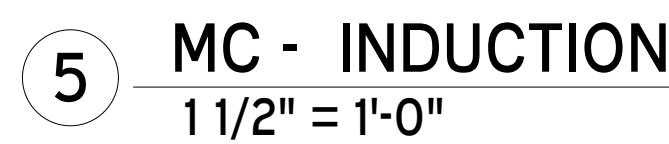
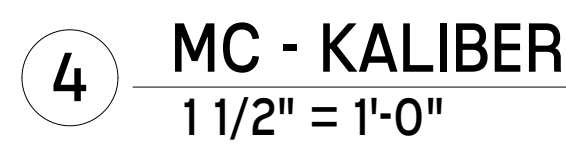
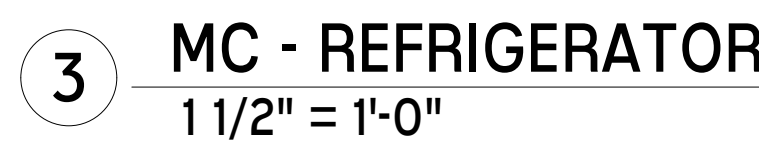
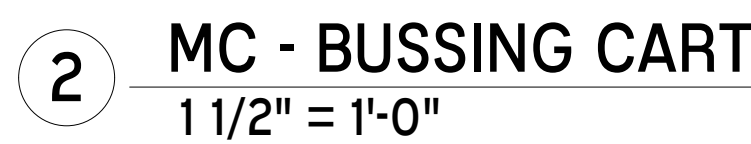
GROUP (AS APPLIES) → **100** CATEGORY




LIFESPACE THE WATERFORD DINING
RENOVATION
601 UNIVERSE BOULEVARD, JUNO BEACH, FL - 33408;



www.thw.com

QF-B401



TAG LEGEND	
	KEYNOTE TAG
	EQUIPMENT TAG
	MATERIAL TAG

11/21/2025 12:20:30 PM


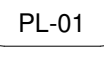
Autodesk Docs://WCR - Stage 2 - MC_AL_IL/LifespacWaterford_MC-AL_R24_v1.rvt

1 SECOND FLOOR - EQUIPMENT PLAN
1/4" = 1'-0"



2 AL KITCHEN, PERSPECTIVE
NTS



TAG LEGEND	
	KEYNOTE TAG
	EQUIPMENT TAG
	MATERIAL TAG

EQUIPMENT NUMBERING KEY			
#	GROUP (AS APPLIES)	SERIES	CATEGORY
1H	MC KITCHEN	100	NEW (FISC BASE SCOPE)
1P	MC PANTRY	200	EXISTING (WYTHING FUTURE)
2H	AL KITCHEN	300	BY OTHERS (VENDOR GC MECL)
2P	AL PANTRY	400	MILLWORK (FISC BASE SCOPE)
		500	SMALLWARES (TRASH, PAPER, VESSELS)
		600	ELECTRICAL (CONV, RECEPTACLES, FREQ LIGHTING)
		700	PLUMBING (JF, DOW, SINKS, AREA FLOOR DRAINAGE)
		800	SIGNAGE (BRANDING, DIGITAL, SCREENS)
AREA (AS APPLIES)		1E100	
GROUP (AS APPLIES)			CATEGORY

NO.	DATE	DESCRIPTION
08/22/25	DESIGN	DEVELOPMENT
04/07/25	SCHEMATIC	DESIGN

LIFESPACE THE WATERFORD DINING
RENOVATION
601 UNIVERSE BOULEVARD, JUNO BEACH, FL - 33408

SCOPUS
hospitality group
300 W. Chestnut St, Suite 201,
Ephrata, PA 17522
717-733-5810
scopushospitalitygroup.com

THW
DESIGN

COPYRIGHT ©
THOMPSON HANCOCK WITTE &
ASSOCIATES, INC.

2100 RiverEdge Parkway
Suite 900
Atlanta, GA 30328

2632 Broadway Street
Suite 201, South Building
San Antonio, TX 78215

PH: 770 916 2220
FAX: 770 916 2299

www.thw.com

100%
CONSTRUCTION
DOCUMENTS

Project No.:
Date: 12/01/2025

SECOND
FLOOR
EQUIPMENT
PLAN

QF-C120

Autodesk Docs:/WCR - Stage 2 - MC_AL_ILifespacWaterford_MC-AL_R24_v1.rvt

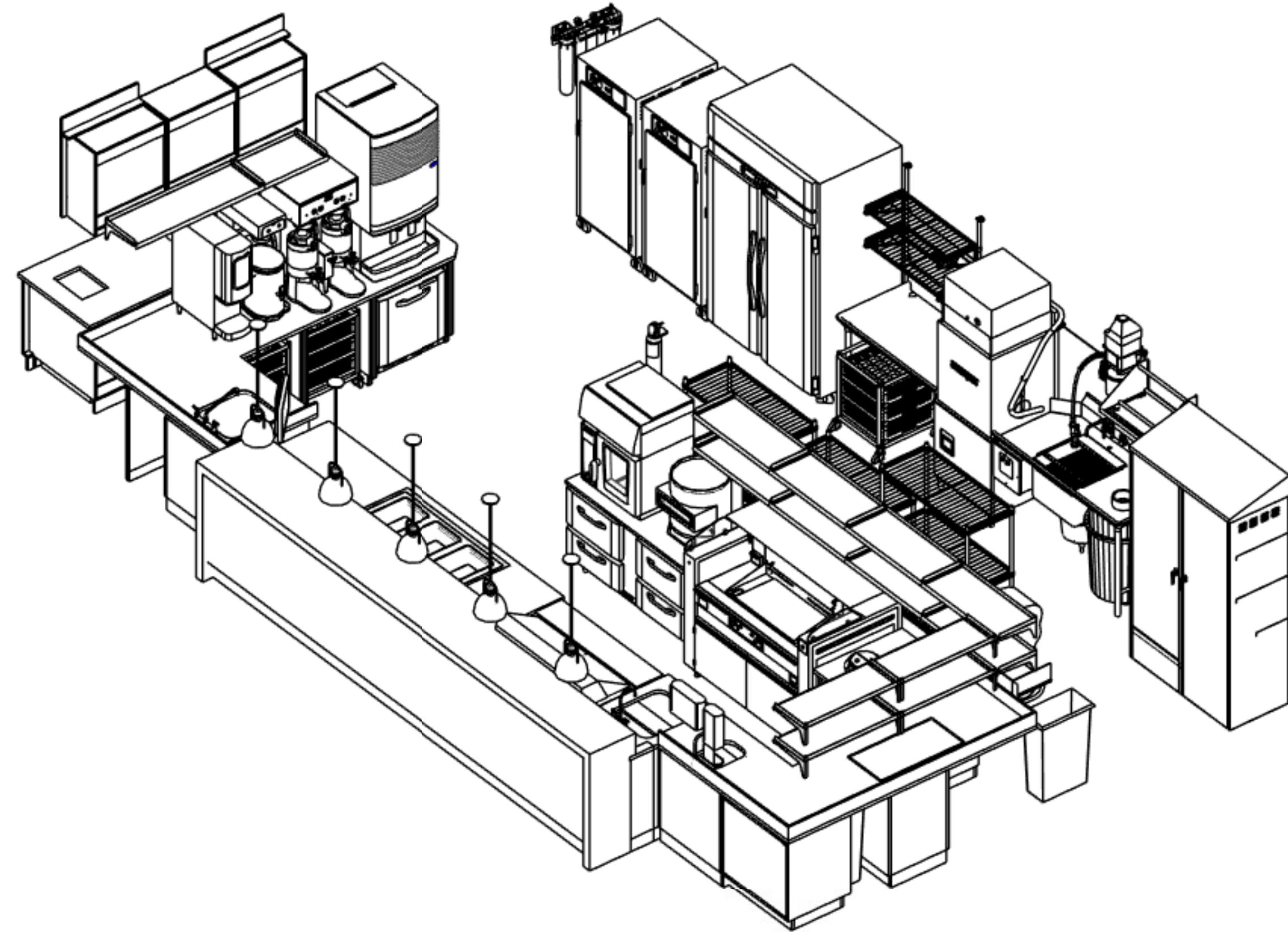
AL KITCHEN EQUIPMENT UTILITY SCHEDULE																				
NOTE: THESE DRAWINGS SHOULD NOT BE USED FOR PRICING EQUIPMENT WITHOUT 1/4000 WRITTEN SPECIFICATIONS WHICH WOULD COVER ALL ACCESSORIES, OPTIONS, FEATURES, AND CONSTRUCTION REQUIREMENTS FOR CUSTOM FABRICATION. REFER TO SPECIFICATIONS FOR COMPLETE PROJECT SCOPE REQUIREMENTS AND ACCEPTABLE ALTERNATES.																				
ITEM #	QTY	DESCRIPTION	MANUFACTURER	MODEL	EQUIPMENT REMARKS	VOLTS	PH	AMPS	WATTS	HP	DIRECT CONN	WATER SIZE		WASTE SIZE		GAS		REMARKS	ITEM #	
												COLD	HOT	DIRECT	INDIRECT	SIZE	INPUT			
2H100	1	Refrigerator, Undercounter	Victory	VURD60HC-4	New	120	1	3	360	1/4	No								2H100	
2H101	1	Combo Oven, Electric	Rational	QCP XS E	New	208	3	15.9	5700		No	3/4"			2"				2H101	
2H101.1	1	UltraVent Plus XS Ventless Recirculating Condensation Hood	Rational	60.74.407	New	120	1	1.6	170		No								2H101.1	
2H101.2	1	Water Filter System, Combi	Rational	1900.1159US	New							1/2"			1/2"				2H101.2	
2H102	1	Pizza Oven	Turbochef	FIRE	New	208	1	30	3700		No								2H102	
2H103	2	Snap-N-Slide Wall Shelves	Eagle Group	SWS1536-14/3	New														2H103	
2H104	2	Snap-N-Slide Wall Shelves	Eagle Group	SWS1536-14/3	New														2H104	
2H104.1	1	Heat Lamp	Halco	GRAH-48	New	120	1	9.17	1100		No								2H104.1	
2H105	1	Exhibition Style Cooking Station	Spring USA	MCS-59-FPS-SP251G	New	208	1	38	5000		No								2H105	
2H106	1	Spare Number	Spare	Spare	Spare														2H106	
2H107	1	Prep Counter, S/S	Eagle Group	Custom	New						Custom								2H107	
2H107.1	1	Hand Sink, Weld-In	Eagle Group	E20	New										1 1/2"				2H107.1	
2H107.2	1	Faucet, Electronic Eye	T&S Brass	EC-3100-HG	New	0	0	0	0		Yes	1/2"	1/2"						2H107.2	
2H107.3	1	Paper Towel Dispenser, Surface Mounted	Bradley	2B1-110000	New														2H107.3	
2H107.4	1	Soap Dispenser, Surface Mounted	Bradley	6B1-119300	New														2H107.4	
2H107.5	1	Prep Sink, Weld-In	Eagle Group	E24	New											1 1/2"			2H107.5	
2H107.6	1	Faucet, Pantry Type	T&S Brass	B-0325-CR-WH4	New							1/2"	1/2"						2H107.6	
2H107.7	1	Induction Warmer, Drop-In	Garland	HOIN1500	New	120	1	12	1500		Yes								2H107.7	
2H107.8	1	Hot/Cold/Freeze Well, Drop-In	Low Temp Industries	DI-QSP454-DW-20-03	New	120	1	12	1440		No		1/2"				3/4"		2H107.8	
2H107.9	4	Snap-N-Slide Wall Shelves	Eagle Group	SWS1536-14/3	New														2H107.9	
2H107.10	1	Plate Warmer	Halco	PWB-12	New	120	1	3.8	460		No								2H107.10	
2H108	1	Sandwich Prep Refrigerator	Victory	VSPD48HC-12.4	New	120	1	2	240	1/6	No								2H108	
2H109	1	Spare Number	Spare	Spare	Spare														2H109	
2H110	3	Ambient Lamp, Cord Mounted	Baselite	FW501	New	120	1	3.2	375		Yes								2H110	
2H111	2	Heat Lamp, Cord Mounted	Baselite	FW501	New	120	1	3.2	375		Yes								2H111	
2H112	1	Mobile Bussing Cart	Kaliber	BC-3235	New														2H112	
2H400	1	Front Counter Façade, Millwork	CraftPoint Concepts	Custom	Millwork														2H400	
2H401	1	Expo Counter, Millwork	CraftPoint Concepts	Custom	Millwork														2H401	
2H401.1	1	Wall Cabinets, Millwork	CraftPoint Concepts	Custom	Millwork	120	1	5	600		Yes								2H401.1	
2H401.2	1	Lights, LED	CraftPoint Concepts	Custom	Millwork														2H401.2	
2H500	1	Trash Bin, Slim Jim	Smallwares	Smallwares	Smallwares														2H500	
2H501	1	KDS Screen	Smallwares	Smallwares	Smallwares	120	1	15	1800		No							Smallwares, Verify Data & Utility Requirements	2H501	
2H502	1	Trash Bin, Slim Jim	Smallwares	Smallwares	Smallwares														2H502	
2H503	1	Additional Smallwares & Accessories	Smallwares	Smallwares	Smallwares														2H503	
2H600	1	Duplex Convenience Receptacle	By EC	By EC	By EC	120	1	15	1800		Yes							By EC, To Be Wired On Dedicated Circuit	2H600	
2H700	1	Area Floor Drain	By PC	By PC	By PC										2"			Area Floor Drain, Provided/Installed By PC	2H700	
2H701	1	Floor Sink	By PC	By PC	By PC										4"			Floor Sink, Provided/Installed By PC	2H701	
2H702	1	Floor Sink	By PC	By PC	By PC										4"			Floor Sink, Provided/Installed By PC	2H702	
2P100	1	Beverage Counter, S/S	Eagle Group	Custom	New														2P100	
2P100.1	1	Prep Sink, Weld-In	Eagle Group	E24	New														2P100.1	
2P100.2	1	Faucet, Pantry Type	T&S Brass	B-0221-CR	New							1/2"	1/2"				1 1/2"		2P100.2	
2P100.3	1	Snap-N-Slide Wall Shelves	Eagle Group	SWS1548-14/3	New														2P100.3	
2P100.4	1	Snap-N-Slide Wall Shelves	Eagle Group	SWS1524-14/3	New														2P100.4	
2P101	1	Undercounter Refrigerator	Victory	VUR27HC	New	120	1	2	240	1/10	No								2P101	
2P102	1	Water Filter System, Combination Applications	Everpure	EV430342	New							3/4"					3/4"		2P102	
2P103	2	Mobile Glass Rack	Eagle Group	YSCOPOS-GLASSRACK	New														2P103	
2P104	1	Ice Machine & Dispenser, Nugget Style	Follett	E12C1414A-S	New	230	1	5.5	800		No	3/8"					3/4"		2P104	
2P105	2	Cabinet, Holding	Metro	C587-SFS-UA	New	120	1	16.7	2000		No								2P105	
2P106	2	7 qt. Induction Reheating, Drop-In	Vollcraft	74701D	New	120	1	6.7	800		No								2P106	
2P107	1	Warmer, Drawer Type	Alto-Shaam	500-1D	New	120	1	5.3	640		No								2P107	
2P108	1	Wall Mounted Hand Sink	Eagle Group	YSCOPOS-HSA-0001-00-LRS	New												1 1/2"		2P108	
2P108.1	1	Electronic Faucet w/ Hydro-Generator	T&S Brass	EC-3101-HG	New	120	1	15	1800		No	1/2"	1/2"						2P108.1	
2P109	1	MetroMax Q Racks	Metro	LOT	New														2P109	
2P110	1	Refrigerator, Reach-In	Victory	RS-2D-S1-HC	New	120	1	6.5	780	1/3	No								2P110	
2P111	3	Snap-N-Slide Wall Shelves	Eagle Group	SWS1536-14/3	New														2P111	
2P112	1	Double-Width Mop Sink Cabinet	Eagle Group	YSCOPOS-F1916-VSCS-DL	New												2"		2P112	
2P112.1	1	Mop Sink Faucet	T&S Brass	B-2465	New							1/2"	1/2"						2P112.1	
2P113	1	Soiled Dishable, Straight, Right Handed	Eagle Group	SOTR-60-14/3	New														2P113	
2P113.1	1	Pre-Rinse Basket with Welded Side Bar	Eagle Group	606434	New														2P113.1	
2P113.2	1	Pre-Rinse Faucet, Wall Mount	T&S Brass	B-0133-CR-VBUSK	New							1/2"	1/2"						2P113.2	
2P113.3	1	Faucet, Add-On	T&S Brass	B-0156-CR	New														2P113.3	
2P113.4	1	Disposer, Garbage	Salvajor	200-SA-WSP	New							1/2"			2"				2P113.4	
2P113.5	1	Disposer Controls	Salvajor	ARSS-LD	New	208	1	12.1	2517	2	Yes								2P113.5	
2P113.6	1	Tubular Design Rack Shelves	Eagle Group	606297	New														2P113.6	
2P114	1	Dishwashing Machine	Champion	DH6000T-VHR	New	208	3	50	17992	2	Yes	3/4"					1"		2P114	
2P114.1	1	Water Filter System, Warewashing	Everpure	EV979911	New							3/4"					3/4"		2P114.1	
2P115	1	Clean Dishable, Straight, Left Handed	Eagle Group	CDTL-48-14/3	New														2P115	
2P115.1	1	Wire Shelf, Wall Mounted, Epoxy Coated, 2-Tier	Metro	1436NKG	New														2P115.1	
2P116	1	Mobile Glass Rack	Eagle Group	YSCOPOS-GLASSRACK	New														2P116	
2P117	1	S/S Wall Flashing, Warewashing	Eagle Group	Custom	New														2P117	
2P300	1	Coffee Brewer	Bunn	34600.0000	By Vendor	120	1	27.5	6600		Yes	3/8"							By Vendor, Verify Utility Requirements	2P300
2P300.1	2	Coffee Server, Insulated	Bunn	32130.0000	By Vendor														2P300.1	
2P301	1	Tea Brewer	Bunn	36700.0009	By Vendor	120	1	14.4	1730		No	1/4"							By Vendor, Verify Utility Requirements	2P301
2P301.1	1	Dispenser, Ice Tea/Ice Coffee	Bunn	34100.0000	By Vendor														2P301.1	
2P302	1	Dispenser, Juice	Bunn	37900.0001	By Vendor	120	1	4.5	540		No	3/8"							By Vendor, Verify Utility Requirements	2P302
2P303	1	Chemical Dispensing - JFill Quattro Select Dispensing System	By Vendor	By Vendor	By Vendor							1/2"							By Vendor, Verify Utility Requirements	2P303
2P304	1	Chemical Dispensing - Streamline - D	By Vendor	By Vendor	By Vendor										3/4"				By Vendor, Verify Utility Requirements	2P304
2P304.1	1	Chemical Dispensing - D3000 Head Unit	By Vendor	By Vendor	By Vendor	120	1	1	120		Yes								By Vendor, Verify Utility Requirements	2P304.1
2P304.2	1	Chemical Dispensing - Saf-Feed Hopper	By Vendor	By Vendor	By Vendor										1/4"				2P304.2	
2P304.3	1	Chemical Dispensing - Product Basket	By Vendor	By Vendor	By Vendor														2P304.3	
2P500	1	Trash Bin, Slim Jim	Smallwares	Smallwares	Smallwares										</					

EQUIPMENT NUMBERING KEY			
#	GROUP (AS APPLIES)	SERIES	CATEGORY
1H	MC KITCHEN	100	NEW (FISC BASE SCOPE)
1P	MC PANTRY	200	EXISTING (EXISTING FUTURE)
2H	AL KITCHEN	300	BY OTHERS (TRASH, CASE, MISC)
2P	AL PANTRY	400	MILLWORK (FISC BASE SCOPE)
		500	SMALLWARES (TRASH, PAPER, VESSELS)
		600	ELECTRICAL (COWS, RECEPTACLES, FLOOD LIGHTING)
		700	PLUMBING (FLOOR DRAINS, AREA FLOOR DRAINS)
		800	SIGNAGE (BRANDING, DIGITAL, SCREENS)

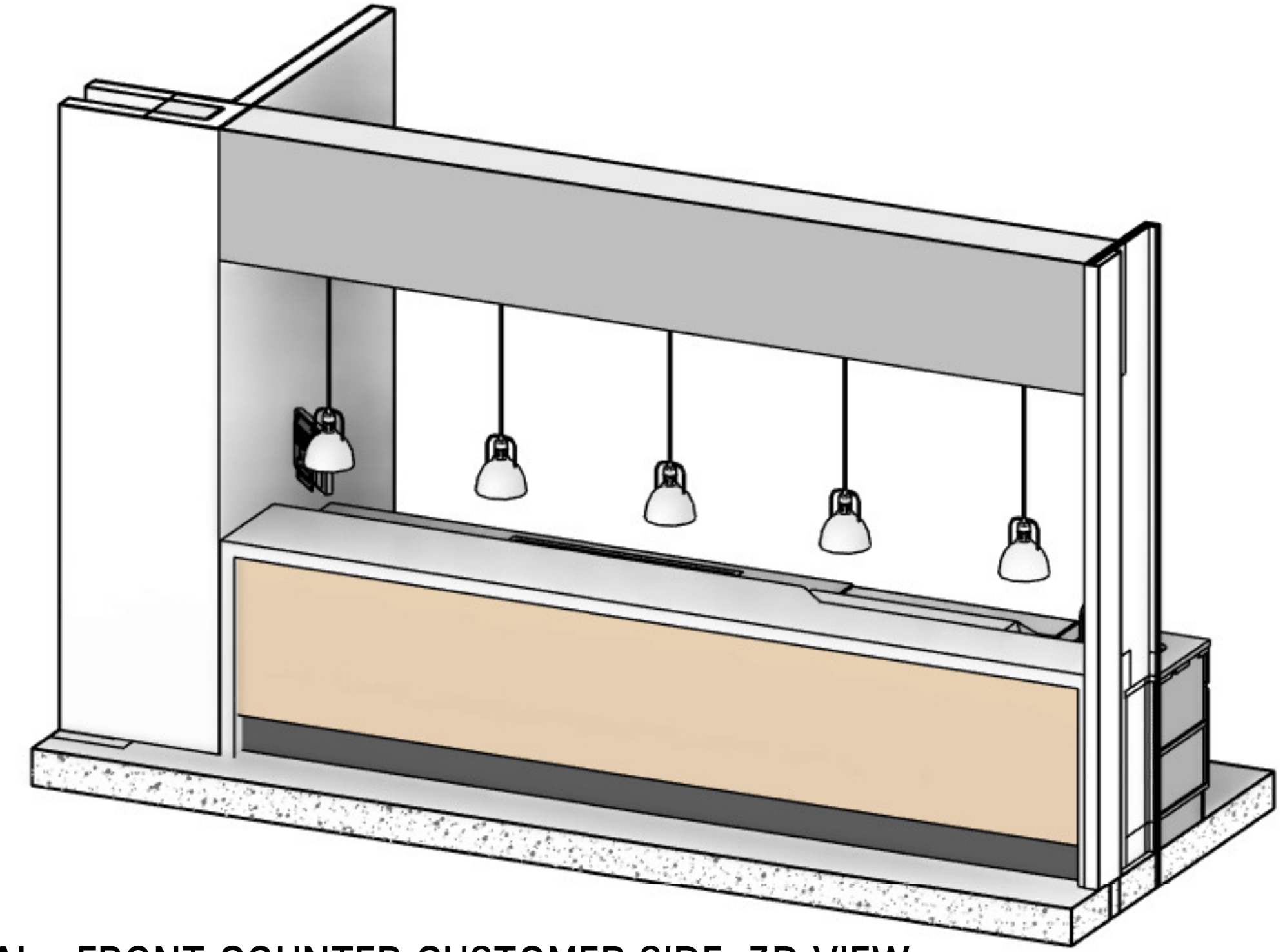
AREA (AS APPLIES) **1E100**

GROUP (AS APPLIES) CATEGORY

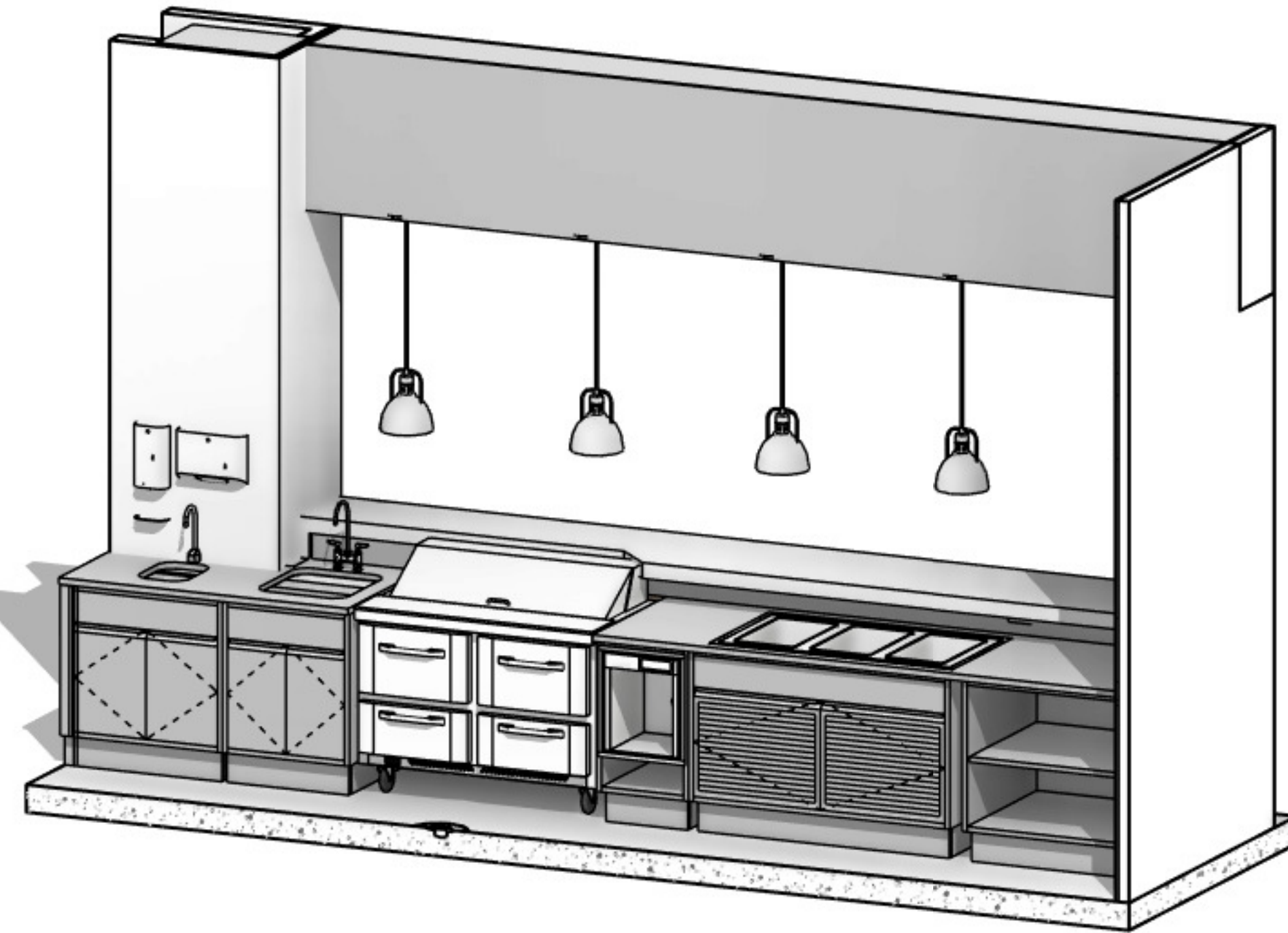
Autodesk Docs://WCR - Stage 2 - MC_AL_IL/LifespaceWaterford_MC-AL_R24_v1.rvt



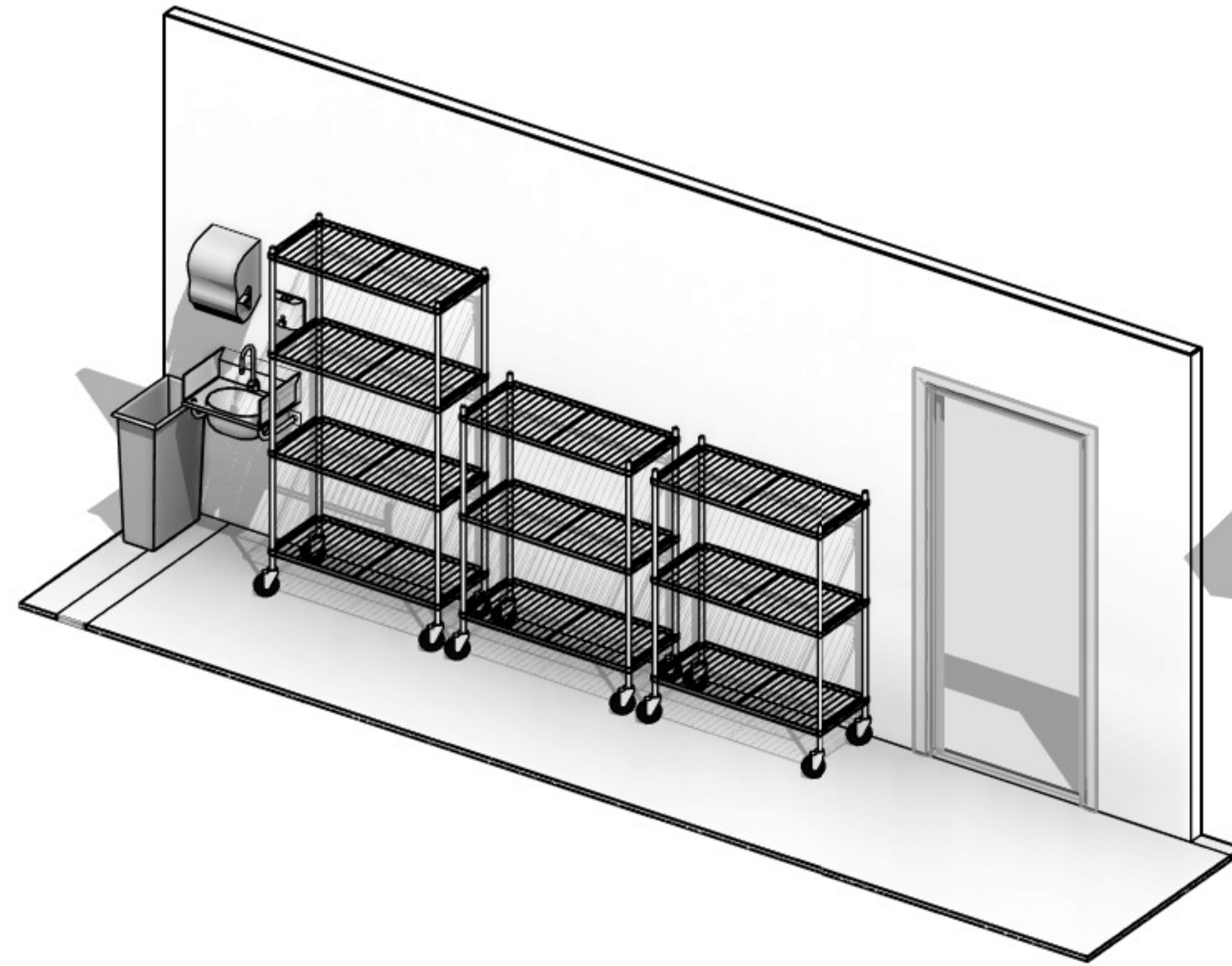
1 AL - BIRDSEYE
NTS



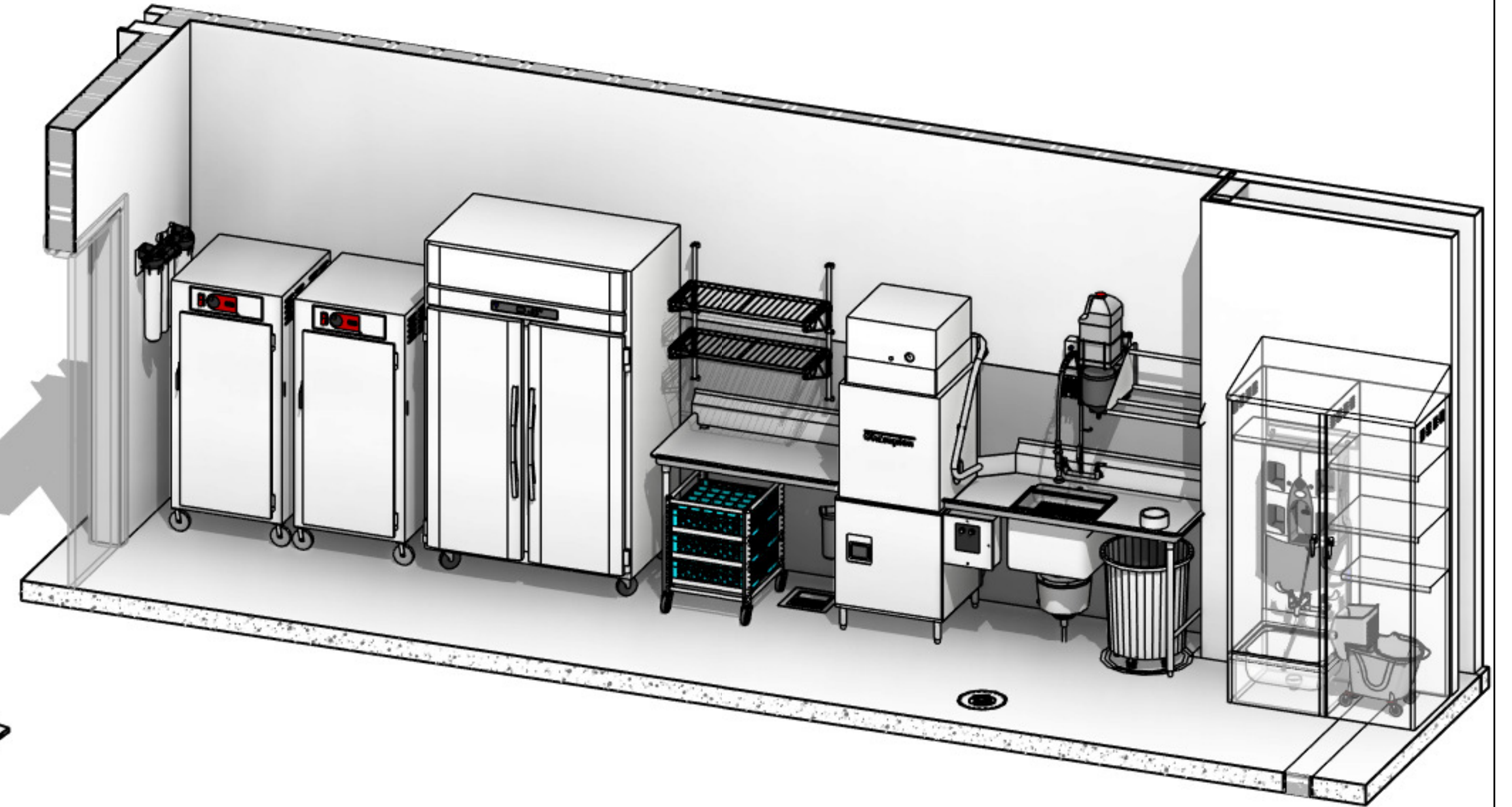
2 AL - FRONT COUNTER CUSTOMER SIDE, 3D VIEW
NTS



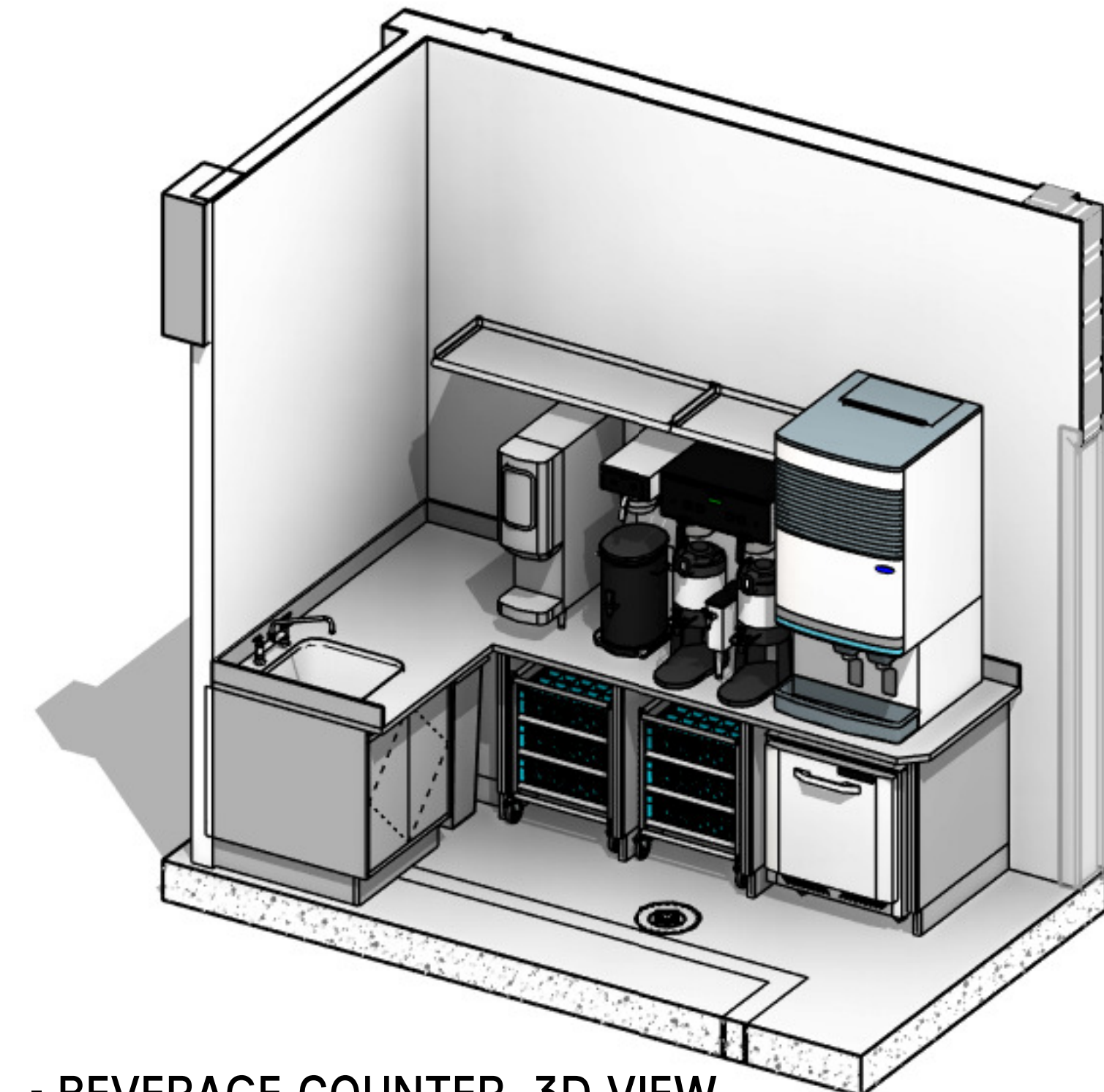
3 AL - FRONT COUNTER, 3D VIEW
NTS



4 AL - STORAGE RACKS, 3D VIEW
NTS



5 AL - DISHWASH, 3D VIEW
NTS



6 AL - BEVERAGE COUNTER, 3D VIEW
NTS

LIFESPACE THE WATERFORD DINING
RENOVATION
601 UNIVERSE BOULEVARD, JUNO BEACH, FL - 33408

SCOPUS
hospitality group
300 W. Chestnut St, Suite 201,
Ephrata, PA 17522
717-733-5810
scopushospitalitygroup.com

THW
DESIGN

COPYRIGHT ©
THOMPSON HANCOCK WITTE &
ASSOCIATES, INC.

2100 RiverEdge Parkway
Suite 900
Atlanta, GA 30328

2632 Broadway Street
Suite 201, South Building
San Antonio, TX 78215

PH: 770 916 2220
FAX: 770 916 2299

www.thw.com

100%
CONSTRUCTION
DOCUMENTS

Project No.:
Date: 12/01/2025

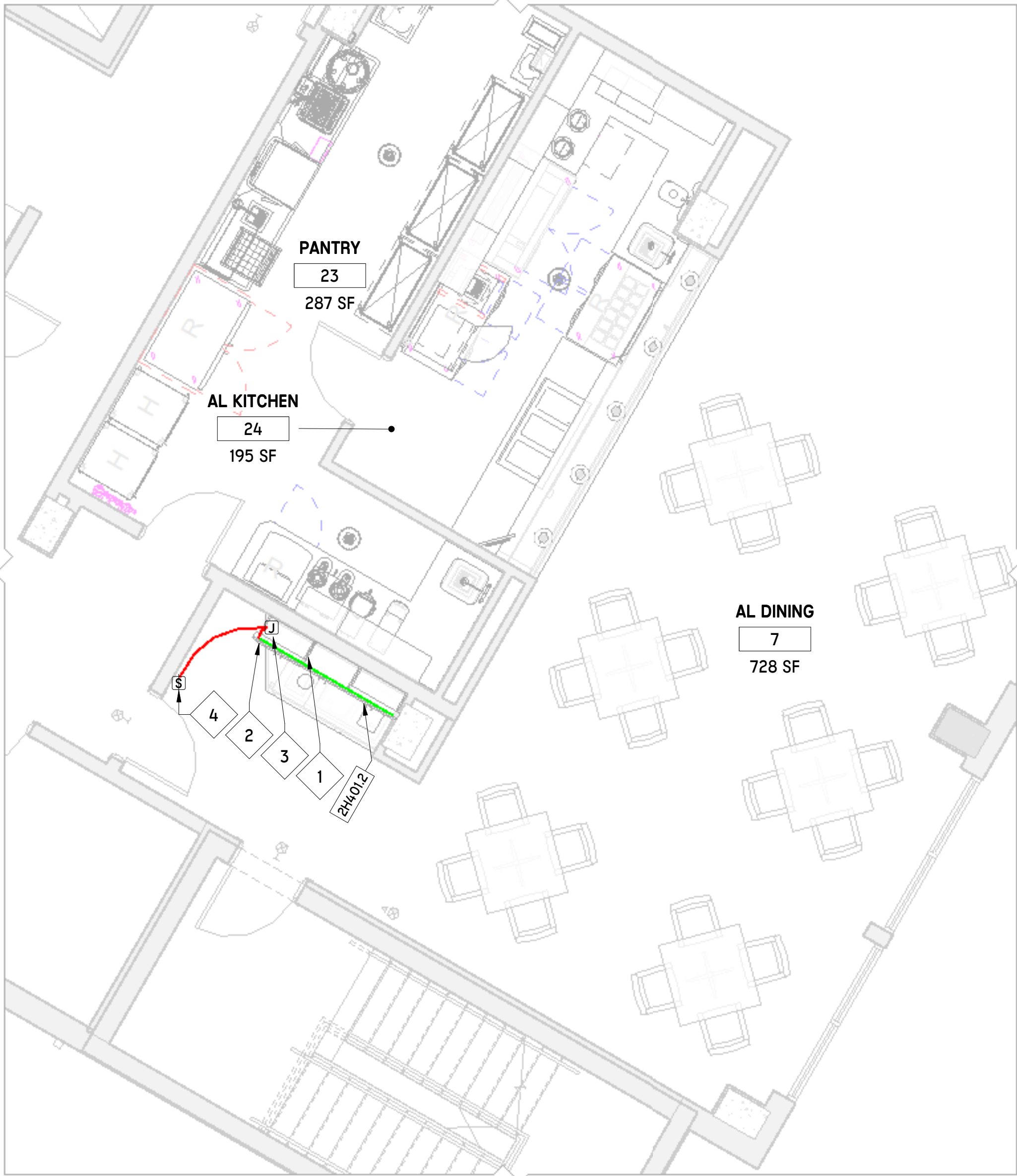
SECOND
FLOOR 3D VIEW

QF-C140

Autodesk Docs://WCR - Stage 2 - MC_AL_ILILifespaceWaterford_MC-AL_R24_v1.rvt



1 SECOND FLOOR - ROUGH-INS, ELECTRIC
1/4" = 1'-0"



2 SECOND FLOOR - LED LIGHTING PLAN
1/4" = 1'-0"

GENERAL FOODSERVICE ELECTRICAL NOTES

- UTILITY LOCATIONS SHOWN ARE APPROXIMATE CONNECTION POINTS ON EQUIPMENT. THE DESIGN OF SYSTEMS TO ACCOMMODATE THESE REQUIREMENTS IS TO BE IN ACCORDANCE WITH ALL APPLICABLE CODES AND MEET WITH THE APPROVAL OF ALL GOVERNING AUTHORITIES. KITCHEN EQUIPMENT CONTRACTOR SHALL COORDINATE WITH ELECTRICAL ENGINEERING DRAWINGS AND PROVIDE FULLY DIMENSIONED ROUGH-IN PLANS FOR REVIEW AND APPROVAL. ELECTRICAL TRADES TO ROUGH-IN FROM SUBMITTED AND APPROVED SHOP DRAWINGS ONLY AS UTILITY LOADS AND/OR MANUFACTURERS MIGHT CHANGE THROUGH SUBMITTAL PROCESS.
- UTILITY REQUIREMENTS, DIMENSIONS, INTERCONNECTIONS AND SO ON ARE BASED UPON THE FIRST NAMED MANUFACTURER IN THE ITEMIZED SPECIFICATIONS.
- THE KITCHEN EQUIPMENT CONTRACTOR WILL NOT BE RESPONSIBLE TO FURNISH ELECTRICAL COMPONENTS, SUCH AS LINE OR DISCONNECT SWITCHES, SAFETY CUT-OUTS, CONTROL PANELS, FUSE BOXES, FITTINGS OR WIRING OTHER THAN THOSE FURNISHED AS STANDARD WITH THEIR EQUIPMENT OR EXCEPT AS SPECIFIED.
- ALL ELECTRICAL SERVICES AND RECEPTACLES, SHOWN ON THIS DRAWING ARE FOR FOOD SERVICE EQUIPMENT ONLY. ADDITIONAL CIRCUITS OR RECEPTACLES MAY BE REQUIRED FOR EQUIPMENT BEING SUPPLIED BY OTHERS OR FOR CONVENIENCE OUTLETS. THIS DRAWING MUST BE USED IN CONJUNCTION WITH THE ELECTRICAL DRAWINGS FOR OTHER REQUIRED UTILITIES.
- ELECTRICAL CONTRACTOR TO SUPPLY AND INSTALL DISCONNECTS IF REQUIRED FOR CODE PURPOSES. DISCONNECTS IF REQUIRED SHOULD BE INSTALLED AFTER EQUIPMENT IS SET IN PLACE.
- ALL COOKING EQUIPMENT MUST BE SHUT-OFF AUTOMATICALLY PER NFPA CODES, UTILIZING SHUNT-TRIP BREAKERS OR CONTACTORS, AS FURNISHED AND INSTALLED BY THE ELECTRICAL CONTRACTOR
- FINAL CONNECTIONS TO THE EQUIPMENT ARE BY THE ELECTRICAL CONTRACTOR.
- ELECTRICAL CONTRACTOR SHALL FURNISH AND INSTALL THE FOLLOWING:
 - ALL JUNCTION BOXES, ELECTRICAL, OUTLETS, COVER PLATES, SWITCHES, LINE OR DISCONNECT SWITCHES, CONTROL PANELS, FUSE BOXES, FITTINGS, SAFETY CUT-OFFS, ETC., OTHER THAN THOSE FURNISHED AS STANDARD WITH THE EQUIPMENT OR EXCEPT AS SPECIFIED.
 - ALL OUTLETS, JUNCTION BOXES, COVER PLATES, ETC., IN THE DISHROOM AREA AND / OR AS INDICATED ON THE SCHEDULE, SHALL BE MOISTURE PROOF.
 - ALL PLUGS AND CORDS SHALL BE NEMA RATED AND UL APPROVED FOR MANUFACTURED AND FABRICATED EQUIPMENT.
- IT IS RECOMMENDED FOR ALL ELECTRICAL CONNECTIONS AND RECEPTACLES POWERING COMPRESSOR EQUIPMENT TO BE INTERCONNECTED THROUGH PASS AND SEYMOUR 20481 - 20A GFCI DEAD FRONT TO SERVE AS CLASS A GROUND FAULT PROTECTION. DO NOT PLUG INTO A STANDARD GFCI AS THE COMPRESSOR MOTOR WILL CREATE AN OVERLOAD SPIKE AND TRIP THE GFCI. STANDARD DUAL RECEPTACLE TO BE INSTALLED ADJACENT TO PASS AND SEYMOUR 20481 IN A QUAD BOX AND THE RECEPTACLE TO BE WIRED THROUGH PASS AND SEYMOUR 20481. FOR RECEPTACLES LOCATED BEHIND APPLIANCES THAT ARE NOT READILY ACCESSIBLE TO TEST/RESET PROTECTION, CONSIDER USING GFCI BREAKERS IN A PANEL BOARD WHICH WOULD BE MORE READILY ACCESSIBLE.

KEYNOTE LEGEND - ROUGH-INS

KEY VALUE	KEYNOTE TEXT
EC12	120V DUPLEX CONVENIENCE RECEPTACLE TO BE MINIMUM 15A ON A DEDICATED CIRCUIT. ELECTRICAL CONTRACTOR TO PROVIDE AND INSTALL.
EC20	COMPUTER GRADE, CLEAN, ISOLATED GROUND SERVICE FOR POINT-OF-SALE (POS) EQUIPMENT AND/OR ELECTRONIC POS AND/OR CASH REGISTERS. PROVIDE 2" (50MM) DIA RACEWAY (PVC, EMT, OR OTHER MATERIAL REQUIRED BY CODE) BETWEEN POS AND/OR CASH REGISTER LOCATIONS AND CENTRAL OFFICE LOCATION, ETC. VERIFY EXACT LOCATIONS. ALL BENDS TO BE EASY SWEEPS (18" RADIUS MIN). ELECTRICAL CONTRACTOR TO PROVIDE AND INSTALL.
EC60	ELECTRICAL CONTRACTOR TO SUPPLY AND INSTALL DISCONNECTS IF REQUIRED FOR CODE PURPOSES. DISCONNECTS IF REQUIRED SHOULD BE INSTALLED AFTER EQUIPMENT IS SET IN PLACE.
EC80	EQUIPMENT IS EXISTING, FUTURE, OR SUPPLIED BY OTHERS. ELECTRICAL CONTRACTOR TO VERIFY ACTUAL REQUIREMENTS BEFORE ROUGHING-IN.

LED LIGHTING NOTES

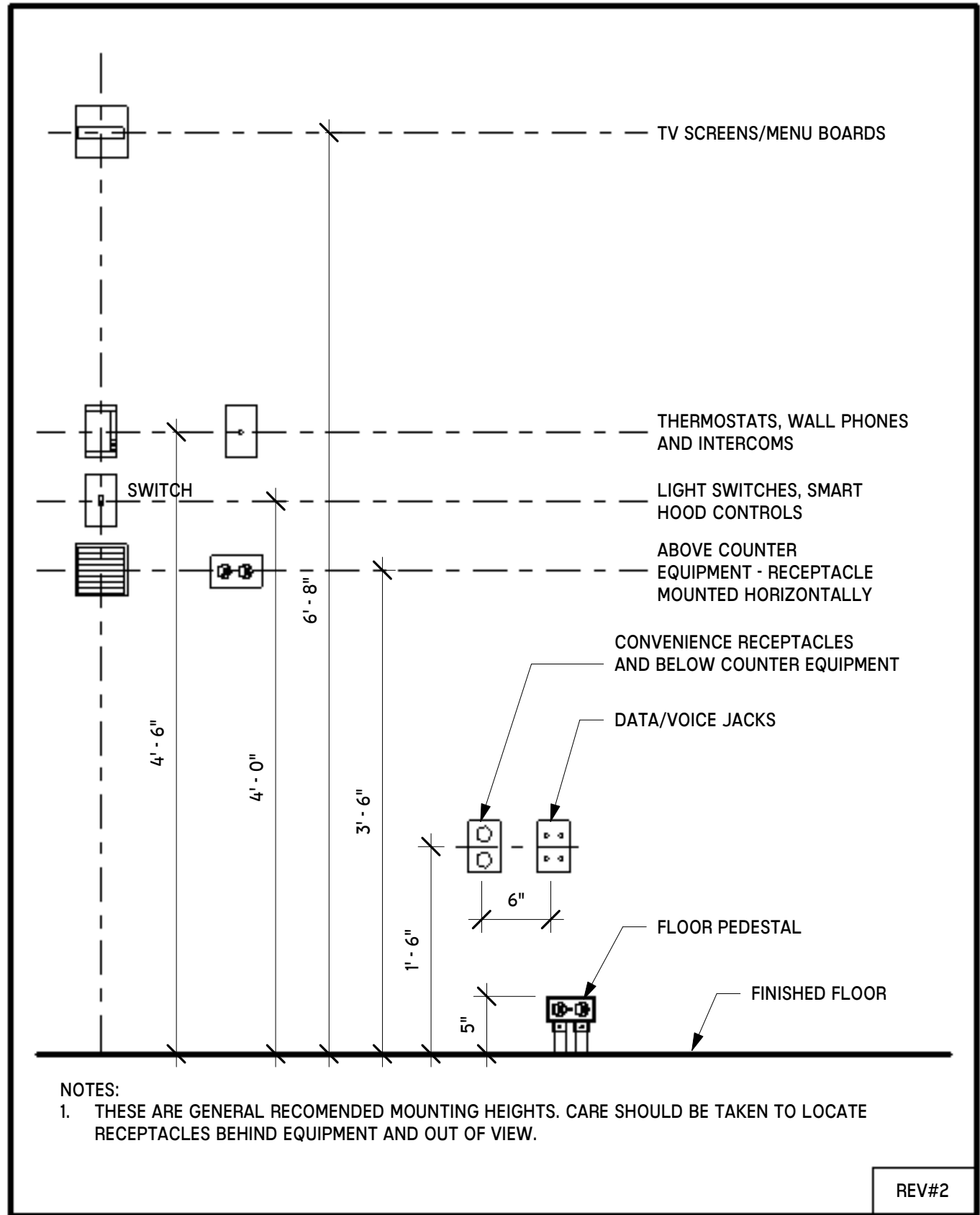
- ALL WALL CABINETS TO BE PROVIDED WITH SUPER BRIGHT LEDS UNDER CABINET LIGHT STRIP KIT RATED AT 3000 KELVIN TEMP GENERATING 360 LUMENS/FT., HOUSED IN A L-TASK-12" LED ALUMINUM CHANNEL WITH FROSTED STYRENE LENS TO DIFFUSE LIGHT. SIZE LENGTHS OF LED LIGHTS BASED ON WIDTH OF CABINETS. INSTALLED BELOW WALL CABINET WITH LIGHT RAIL, DAISY CHAINED TO SINGLE POINT CONNECTION. SYSTEM TO BE COMPLETE WITH LED CONTROLLER. OPERATION TO BE BY SINGLE SWITCH AND REMOTE CONTROL. MILLWORK FABRICATOR TO PROVIDE LED LIGHTS AND INSTALL IN WALL CABINETS COMPLETE WITH ALL INTERCONNECTIONS.
- REMOTE CONTROL TO BE SECURED INSIDE A WALL CABINET TO PREVENT MISPLACEMENT. REMOTE CONTROL TO PROVIDE DIMMABLE OPERATION.
- ELECTRICAL CONTRACTOR TO PROVIDE RECEPTACLE FOR LED LIGHTS POWER ADAPTER WIRED TO A WALL SWITCH FOR ALL UPPER CABINETS CONTAINING DOORS. ANY FLOATING SHELVING OR OPEN DISPLAY SHELVING IS TO HAVE A DIRECT, HARDWIRED CONNECTION - NO EXPOSED RECEPTACLES WILL BE ALLOWED. MILLWORKER TO PROVIDE DRIVER FOR LED'S AND COORDINATE CONNECTIONS AND LOCATIONS WITH ELECTRICAL CONTRACTOR. ALL WIRING, INCLUDING CORD AND PLUGS, TO BE CONCEALED. EACH SPACE IS TO HAVE LED'S WIRED TO ITS OWN SWITCH, PER LED LIGHT PLAN BELOW.
- WALL SWITCH WIRED TO LED RECEPTACLES

ELECTRICAL ABBREVIATIONS & SYMBOLS

(RCC)	RETRACTABLE CEILING CORD W/ RECEPTACLE
(DR)	DUPLEX RECEPTACLE
(QR)	QUAD RECEPTACLE
(DCR)	DUPLEX CONVENIENCE RECEPTACLE
(D)	ELECTRICAL DISCONNECT
(DC)	DATA COMMUNICATIONS
(S)	(WS) WALL SWITCH
(TC)	TIME CLOCK ON EQUIPMENT
(F)	(FSPS) FIRE SYSTEM PULL STATION
(J)	(JB) JUNCTION BOX, ELECTRICAL CONNECTION
(CL)	CEILING LIGHT COOLER/FREEZERS
(FC)	FIELD CONNECTION FROM ROUGH-IN
V	VOLTAGE
A	AMPERAGE
HP	HORSEPOWER
VVY	VERIFY
FSEC	FOODSERVICE EQUIPMENT CONTRACTOR
TOW	TOP OF WALK-IN BOX
TOH	TOP OF HOOD
AFF	ABOVE FINISHED FLOOR
DFC	DOWN FROM CEILING
BTC	BRANCH TO CONNECTION
NIFSEC	NOT IN FOODSERVICE EQUIPMENT CONTRACT
NT	NOTE

ELECTRIC RUN LINES

LED LIGHT CORD LINE	
LED LIGHT FIXTURE	
LOAD CENTER RUN LINE	



3 MEP-302 - MOUNTING HEIGHTS
NTS

TAG LEGEND

FS2	KEYNOTE TAG
100	EQUIPMENT TAG
PL-01	MATERIAL TAG

EQUIPMENT NUMBERING KEY

#	GROUP (AS APPLIES)	SERIES	CATEGORY
1H	MC KITCHEN	100	NEW (FSEC-BASE SCOPE)
1P	MC PANTRY	200	EXISTING (EXISTING, FUTURE)
2H	AL KITCHEN	300	BY OTHERS (VENDOR, GC, MEC)
2P	AL PANTRY	400	MILLWORK (FSEC-BASE SCOPE)
		500	SMALLWARES (TRASH, PAPER, VESSELS)
		600	ELECTRICAL (CONV. RECEPTACLES, RECO LIGHTING)
		700	PLUMBING (FLOOR DRAIN, WASH FLOOR DRAIN)
		800	SIGNAGE (BRANDING, DIGITAL SCREENS)
AREA (AS APPLIES)		1E100	
GROUP (AS APPLIES)			CATEGORY

LIFESPACE THE WATERFORD DINING
RENOVATION
601 UNIVERSE BOULEVARD, JUNO BEACH, FL - 33408

SCOPOS
hospitality group
300 W. Chestnut St, Suite 201,
Ephrata, PA 17522
717-733-5810
scoposhospitalitygroup.com

THW
DESIGN

COPYRIGHT ©
THOMPSON HANCOCK WITTE &
ASSOCIATES, INC.

2100 RiverEdge Parkway
Suite 900
Atlanta, GA 30328

2632 Broadway Street
Suite 201, South Building
San Antonio, TX 78215

PH: 770 916 2220
FAX: 770 916 2299

www.thw.com

100%
CONSTRUCTION
DOCUMENTS

Project No.:
Date: 12/01/2025

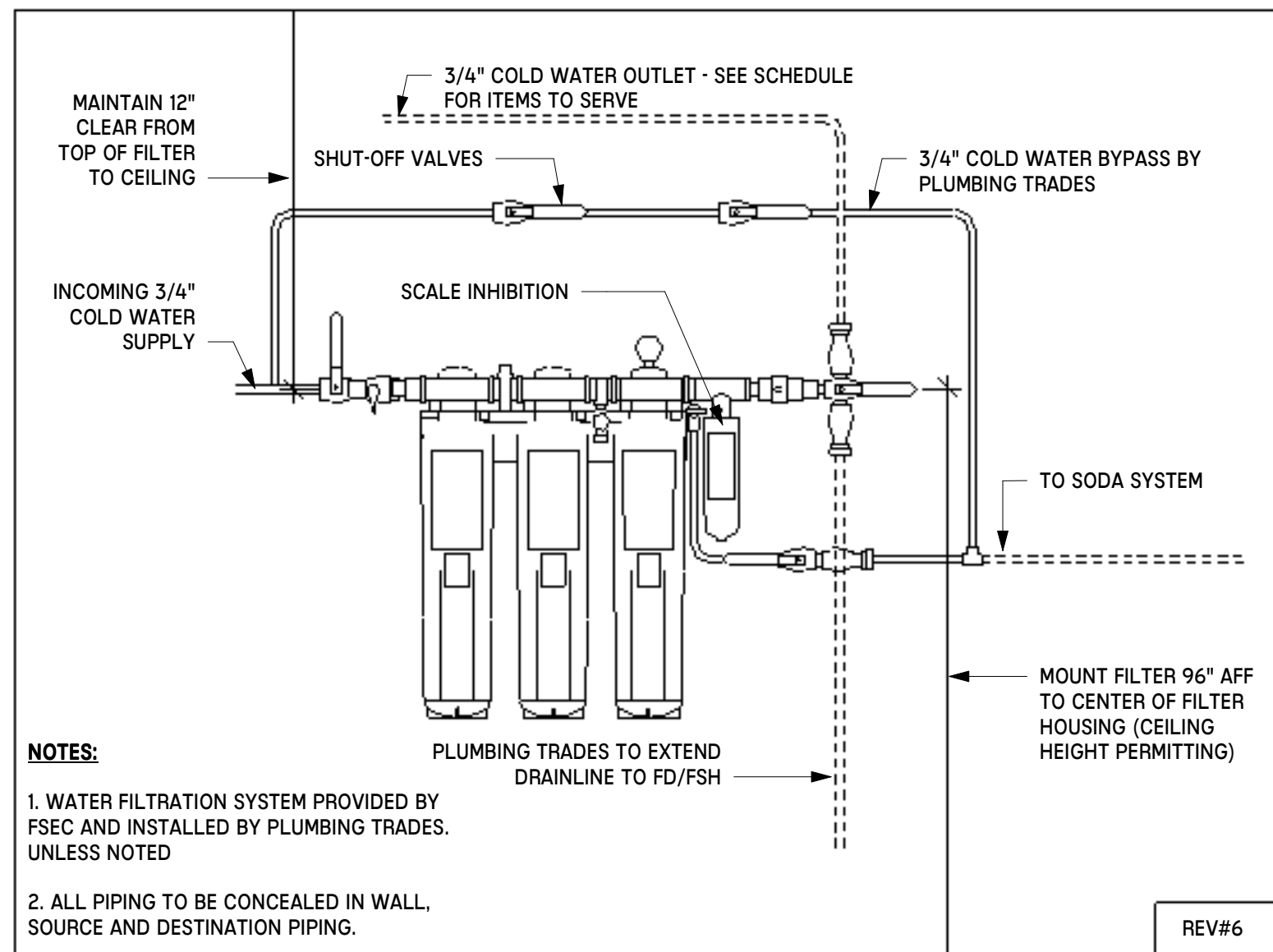
SECOND
FLOOR
ELECTRICAL
ROUGH-IN
PLAN

QF-C200

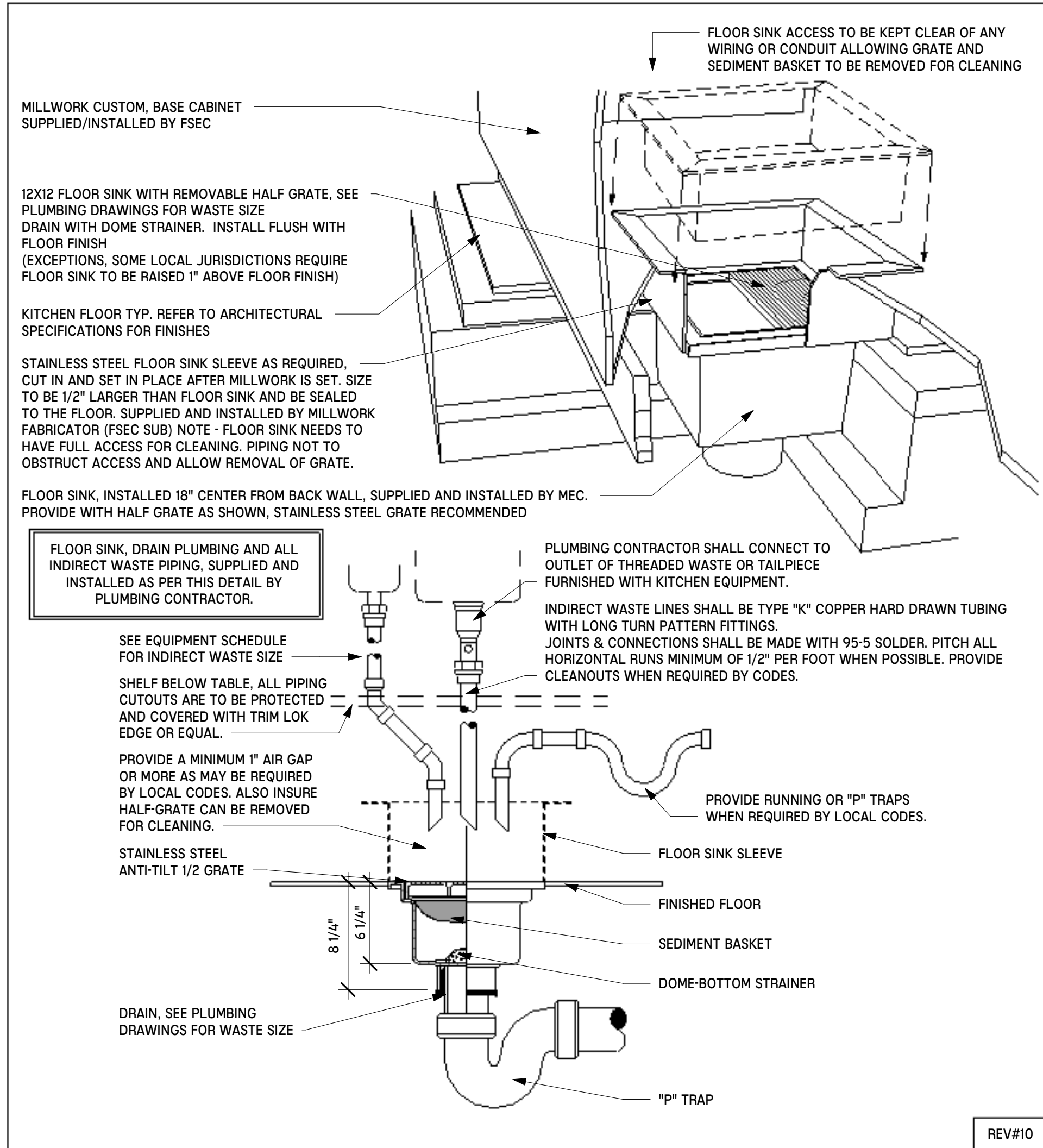
Autodesk Docs\\WCR - Stage 2 - MC_AL_IL\\LifespaceWaterford_MC-AL_R24_v1.rvt



1 SECOND FLOOR - ROUGH-INS, PLUMBING
1/4" = 1'-0"



2 MEP-101 - WATER FILTER SYSTEM
NTS



3 MEP-100 - FLOOR SINK
NTS

GENERAL FOODSERVICE PLUMBING NOTES

- UTILITY LOCATIONS SHOWN ARE APPROXIMATE CONNECTION POINTS ON EQUIPMENT. THE DESIGN OF SYSTEMS TO ACCOMMODATE THESE REQUIREMENTS IS TO BE IN ACCORDANCE WITH ALL APPLICABLE CODES AND MEET WITH THE APPROVAL OF ALL GOVERNING AUTHORITIES. KITCHEN EQUIPMENT CONTRACTOR SHALL COORDINATE WITH PLUMBING ENGINEERING DRAWINGS AND PROVIDE FULLY DIMENSIONED ROUGH-IN PLANS FOR REVIEW AND APPROVAL. PLUMBING TRADES TO ROUGH-IN FROM SUBMITTED AND APPROVED SHOP DRAWINGS ONLY AS UTILITY LOADS AND/OR MANUFACTURES MIGHT CHANGE THROUGH SUBMITTAL PROCESS.
- UTILITY REQUIREMENTS, DIMENSIONS, INTERCONNECTIONS AND SO ON ARE BASED UPON THE FIRST NAMED MANUFACTURER IN THE ITEMIZED SPECIFICATIONS.
- UTILITIES SHOWN ARE FOR FOODSERVICE EQUIPMENT ITEMS ONLY. THIS DRAWING MUST BE USED IN CONJUNCTION WITH THE MECHANICAL DRAWINGS FOR OTHER REQUIRED UTILITIES.
- THE KITCHEN EQUIPMENT CONTRACTOR WILL NOT BE RESPONSIBLE TO FURNISH PLUMBING COMPONENTS AND FIXTURES SUCH AS TEES, MIXING VALVES, ELBOWS, SHUT-OFF VALVES, COUPLINGS AND FITTINGS, OTHER THAN THOSE FURNISHED AS STANDARD WITH HIS EQUIPMENT OR EXCEPT AS SPECIFIED.
- THE FOODSERVICE EQUIPMENT CONTRACTOR SHALL MOUNT ALL LOOSELY SHIPPED ITEMS, I.E. FAUCETS, VALVES, REGULATORS, FILTERS, ETC..
- MECHANICAL CONTRACTOR TO DETERMINE, PER APPLICABLE CODES, SIZE AND LOCATION OF GREASE INTERCEPTORS. GREASE TRAPS SHALL NOT BE LOCATED BENEATH ANY FOODSERVICE EQUIPMENT ITEM UNLESS THERE IS SUFFICIENT SPACE TO REMOVE COVER FOR SERVICE WITHOUT INTERFERING WITH THE OPERATION OF EQUIPMENT ITEMS. KITCHEN EQUIPMENT CONTRACTOR TO COORDINATE WITH PLUMBING ENGINEERING DRAWINGS.
- MECHANICAL ENGINEER TO DETERMINE, PER APPLICABLE CODES, WASTE OUTLET REQUIREMENTS, DIRECT OR INDIRECT, FOR FOOD PREPARATION AND UTILITY SINKS AND PROVIDE PROPER WASTE RECEPTACLES AS REQUIRED.
- MECHANICAL ENGINEER TO DETERMINE AND VERIFY IN-COMING BUILDING WATER TEMPERATURE AND SPECIFY THE APPROPRIATE SYSTEM AND COORDINATION REQUIRED TO ENSURE THAT 180 DEGREE WATER WILL BE PROVIDED TO DISHMACHINE FOR FINAL RINSE.
- PLUMBING CONTRACTOR SHALL PROVIDE SHUT-OFF VALVES ON THE INLET SIDE OF THE COLD AND HOT WATER SUPPLY LINES SERVING EACH PIECE OF EQUIPMENT. PLUMBING CONTRACTOR SHALL INSTALL VALVES ABOVE ACCESSIBLE CEILING.
- FLOOR SINKS AND FUNNEL FLOOR DRAINS ARE INDICATED WHERE REQUIRED TO ACCOMMODATE FOOD SERVICE EQUIPMENT. THESE ARE RECOMMENDED LOCATIONS WHICH NEED TO BE REVIEWED BY THE ENGINEERS.
- THE PLUMBING CONTRACTOR SHALL INTERCONNECT ALL MULTIPLE WASTE CONNECTIONS AND EXTEND TO SAFE WASTE OR DIRECT WASTE CONNECTION AS REQUIRED. THE PLUMBING CONTRACTOR SHALL INTERCONNECT ALL MULTIPLE FAUCET WATER SUPPLIES AND/OR MAKE FINAL CONNECTION TO EACH FAUCET.
- PLUMBING CONTRACTOR SHALL PROVIDE AND INSTALL WATER PRESSURE REDUCING VALVES FOR WATER PRESSURES IN EXCESS OF 50 PSI, UNLESS OTHERWISE INDICATED. (V.I.F.)
- ALL COOKING EQUIPMENT MUST BE SHUT-OFF AUTOMATICALLY PER NFPA CODES, UTILIZING GAS SUPPLY SHUT-OFF VALVES, AS FURNISHED BY THE KITCHEN EQUIPMENT CONTRACTOR AND INSTALLED BY THE PLUMBING CONTRACTOR.
- PLUMBING CONTRACTOR SHALL REVIEW ALL CATALOG DATA PROVIDED BY KITCHEN EQUIPMENT CONTRACTOR TO ESTABLISH THE NECESSARY GAS PRESSURE TO COOKING EQUIPMENT. IF GAS PRESSURE TO COOKING EQUIPMENT IS HIGHER THAN REQUIRED, A PRESSURE REGULATOR IS TO BE PROVIDED BY THE P.C. THE GAS PRESSURE REGULATOR MUST BE INSTALLED PRIOR TO GAS FEEDING ANY KITCHEN EQUIPMENT. EXCESSIVE GAS PRESSURE TO KITCHEN EQUIPMENT CAN DAMAGE THE EQUIPMENT OR CAUSE PERSONAL INJURY.
- FINAL CONNECTIONS TO EQUIPMENT TO BE MADE BY THE PLUMBING CONTRACTOR AND SHALL INCLUDE BUT NOT BE LIMITED TO FURNISHING AND INSTALLING ALL SHUT-OFF OR BALL VALVES, PRESSURE REDUCING VALVES, VACUUM BREAKERS, HOSE BIBS AND PIPING. PROVIDE UNIONS AND SHUT-OFF VALVES AT EACH PIECE OF EQUIPMENT.
- PROVIDE EACH AIR COOLED REFRIGERATION SYSTEM WITH A MINIMUM AIR SUPPLY OF 1,000 CFM PER HORSE POWER AND ADEQUATE EXHAUST TO KEEP AREA ADJACENT TO COMPRESSOR AND/OR COMPRESSOR ROOM TEMPERATURE BELOW 90°F (32°C).

KEYNOTE LEGEND - ROUGH-INS

KEY VALUE	KEYNOTE TEXT
PC20	WATER FILTER PROVIDED BY FOOD SERVICE EQUIPMENT CONTRACTOR - PLUMBING CONTRACTOR TO RUN TO ITEMS AS SHOWN. WATER FILTER HEIGHT AND LOCATION AS SHOWN ON ELEVATION.
PC70	EQUIPMENT IS EXISTING, FUTURE, OR SUPPLIED BY OTHERS. PLUMBING CONTRACTOR TO VERIFY ACTUAL REQUIREMENTS BEFORE ROUGHING-IN.
PC90	FLOOR SINK FOR SAFE INDIRECT WASTE WITH 2" AIR GAP. PROVIDED AND INSTALLED BY PLUMBING CONTRACTOR. SEE DETAIL MEP-100.
PC92	RECOMMENDED AREA FLOOR DRAIN - TO BE PROVIDED AND INSTALLED BY PLUMBING CONTRACTOR. SLOPE FLOOR TO AREA FLOOR DRAIN.

PLUMBING ABBREVIATIONS & SYMBOLS

	FLOOR SINK 12" X 12" W/ HALF GRATE COVER
	FLOOR SINK 12" X 12" W/ 3/4 GRATE COVER
	FLOOR DRAIN, AREA
	FLOOR DRAIN, FUNNEL
	DIRECT DRAIN
	INDIRECT DRAIN
	INDIRECT DRAIN RUN
	WATER, HOT/COLD
	GAS
	REFRIGERATION
	STATIC PRESSURE, WATER GAUGE
	ABOVE FINISHED FLOOR
	DOWN FROM ABOVE
	VERIFY
	FOODSERVICE EQUIPMENT CONTRACTOR
	DOWN FROM CEILING
	BRANCH TO CONNECTION
	NOT IN FOODSERVICE EQUIPMENT CONTRACT
	BRITISH THERMAL UNIT
	GREASE TRAP
	NOTE

PLUMBING RUN LINES

	WATER FILTER RUN LINE
	BAG-IN-BOX RUN LINE
	REMOTE RUN LINE

TAG LEGEND

	KEYNOTE TAG
	EQUIPMENT TAG
	MATERIAL TAG

EQUIPMENT NUMBERING KEY

#	GROUP (AS APPLIES)	SERIES	CATEGORY
1H	MC KITCHEN	100	NEW (FSEC BASE SCOPE)
1P	MC PANTRY	200	EXISTING (EXISTING, FUTURE)
2H	AL KITCHEN	300	BY OTHERS (VENDOR, GC, MRC)
2P	AL PANTRY	400	MILLWORK (FSEC BASE SCOPE)
		500	SMALLWARES (TRASH, PAPER, VESSELS)
		600	ELECTRICAL (COWN, RECEPTACLES, RECO LIGHTING)
		700	PLUMBING (FLOOR SINKS, AREA FLOOR DRAINING)
		800	SIGNAGE (BRANDING, DIGITAL SCREENS)
AREA (AS APPLIES)		1E100	
GROUP (AS APPLIES)			CATEGORY

LIFESPACE THE WATERFORD DINING
RENOVATION
601 UNIVERSE BOULEVARD, JUNO BEACH, FL - 33408



COPYRIGHT ©
THOMPSON HANCOCK WITTE &
ASSOCIATES, INC.

2100 RiverEdge Parkway
Suite 900
Atlanta, GA 30328

2632 Broadway Street
Suite 201, South Building
San Antonio, TX 78215

PH: 770 916 2220
FAX: 770 916 2299

www.thw.com

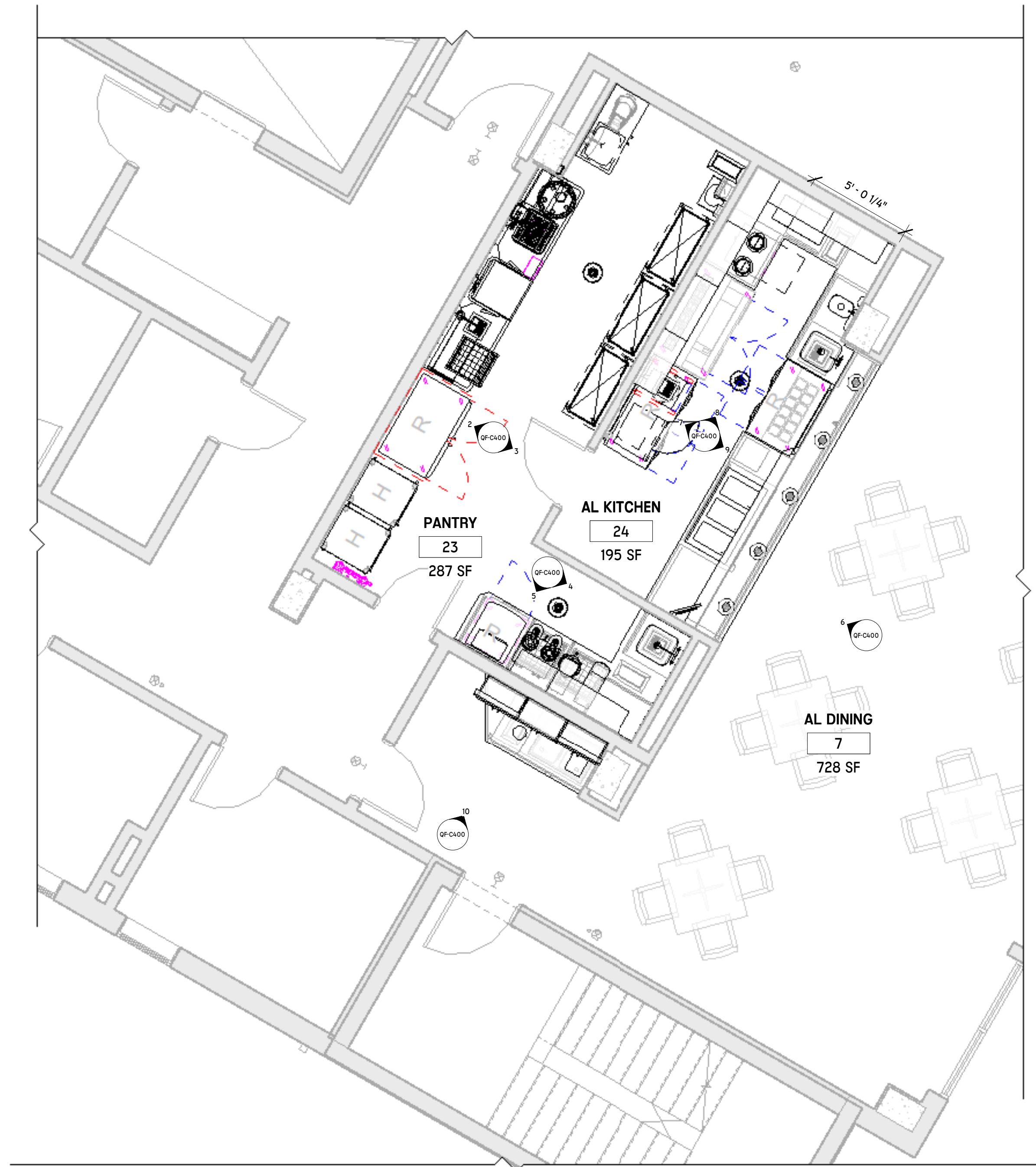
100%
CONSTRUCTION
DOCUMENTS

Project No.:
Date: 12/01/2025

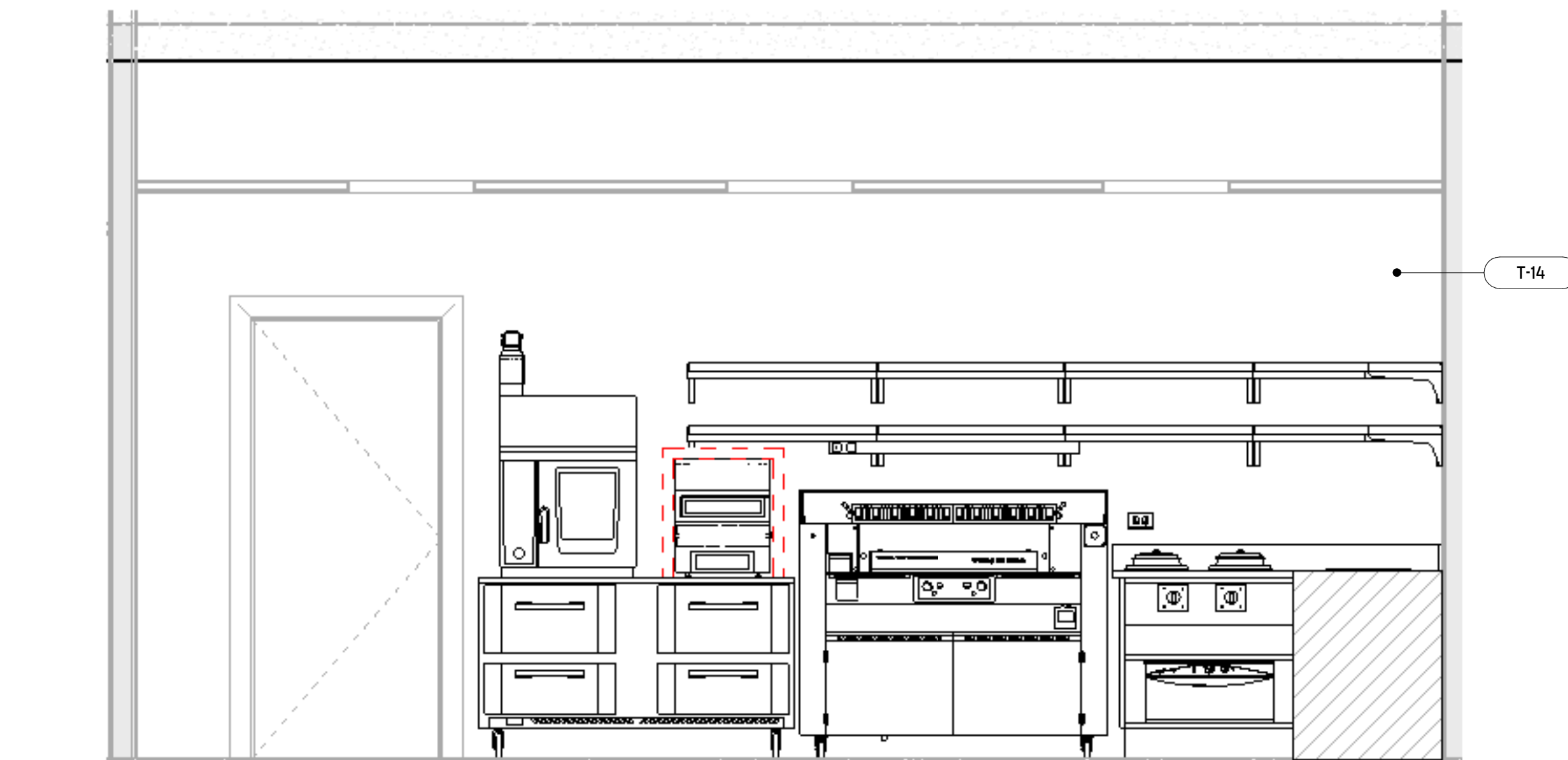
SECOND
FLOOR
PLUMBING
ROUGH-IN
PLAN

QF-C300

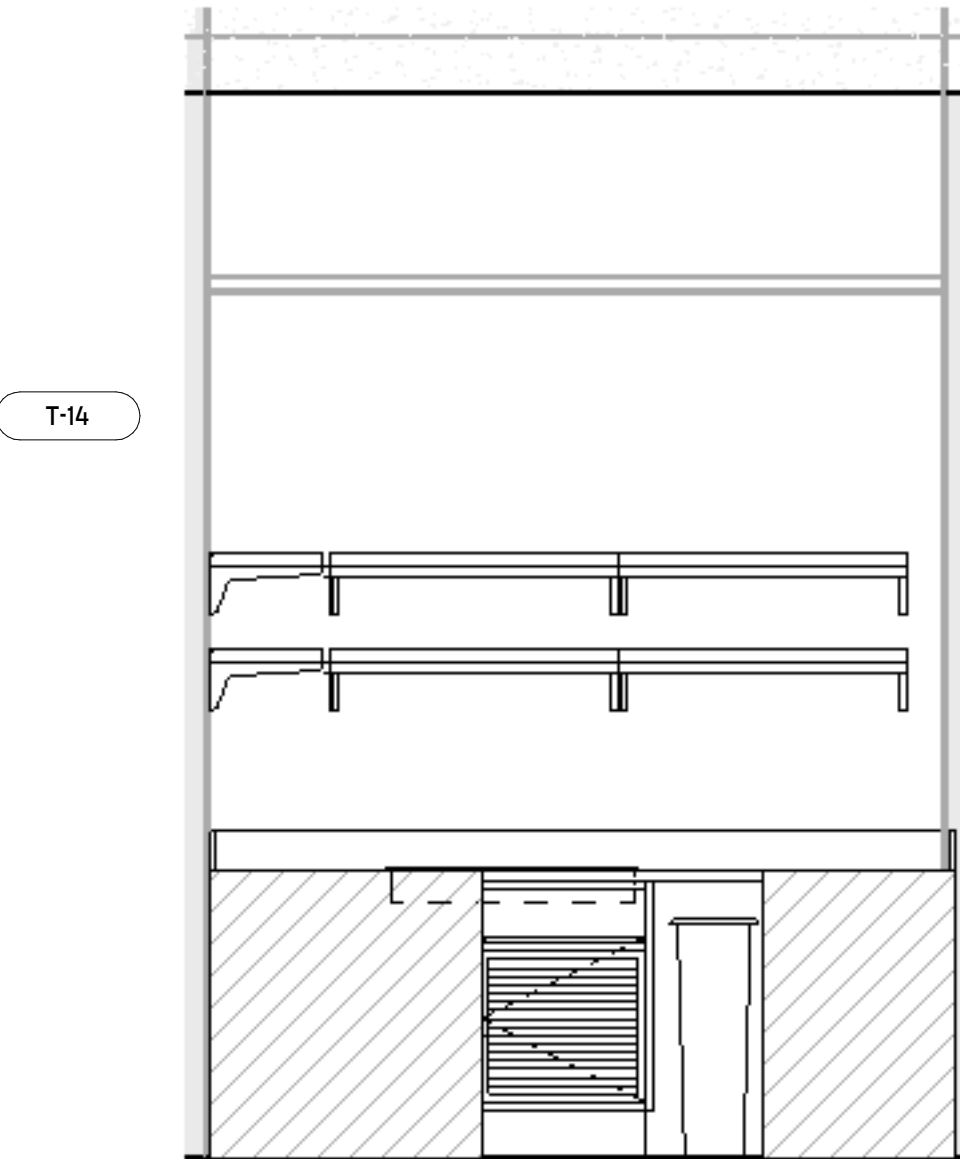
Autodesk Docs:\WCR - Stage 2 - MC_AL_IL\lifespace\Waterford_MC-AL_R24_v1.rvt



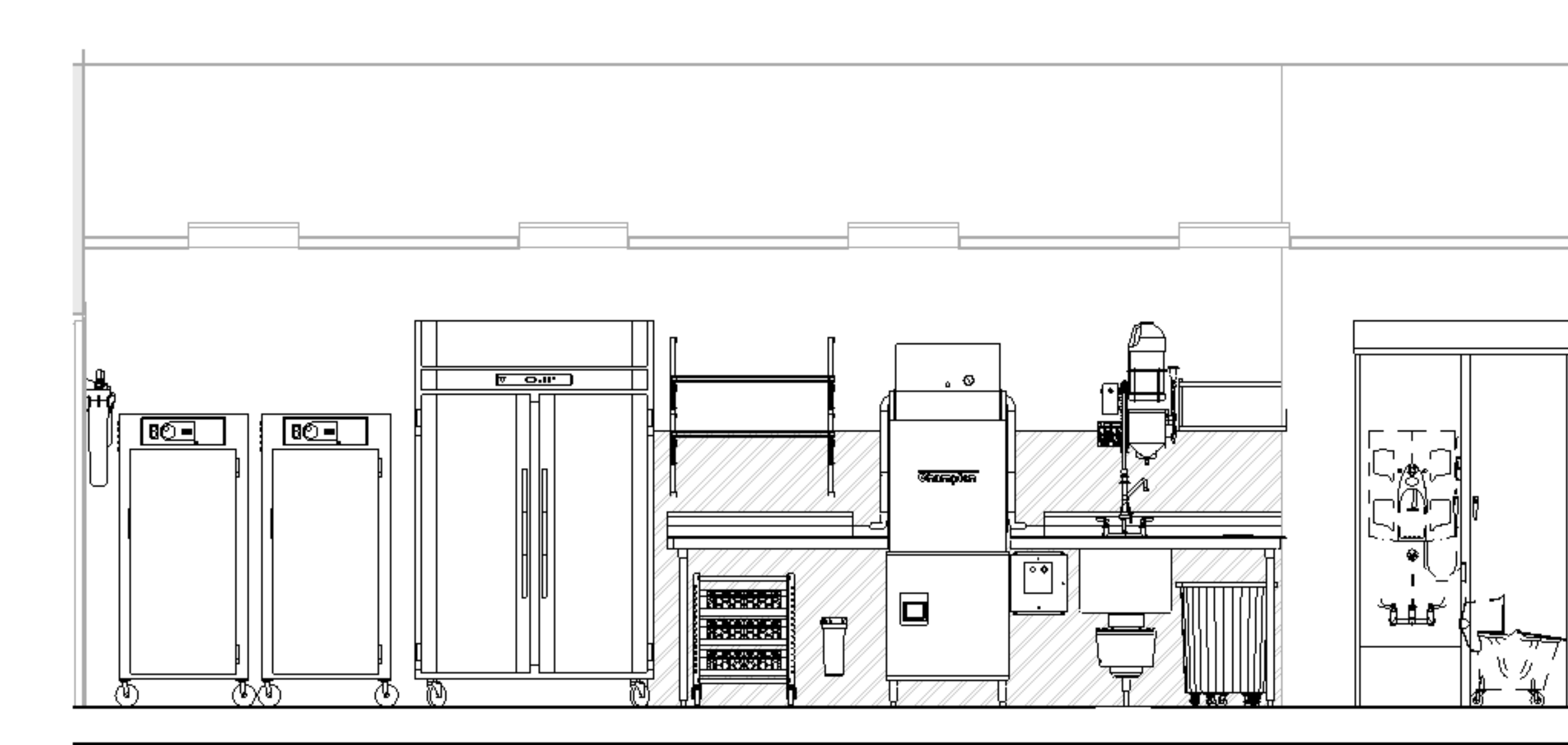
1 SECOND FLOOR - ELEVATIONS PLAN
1/4" = 1'-0"



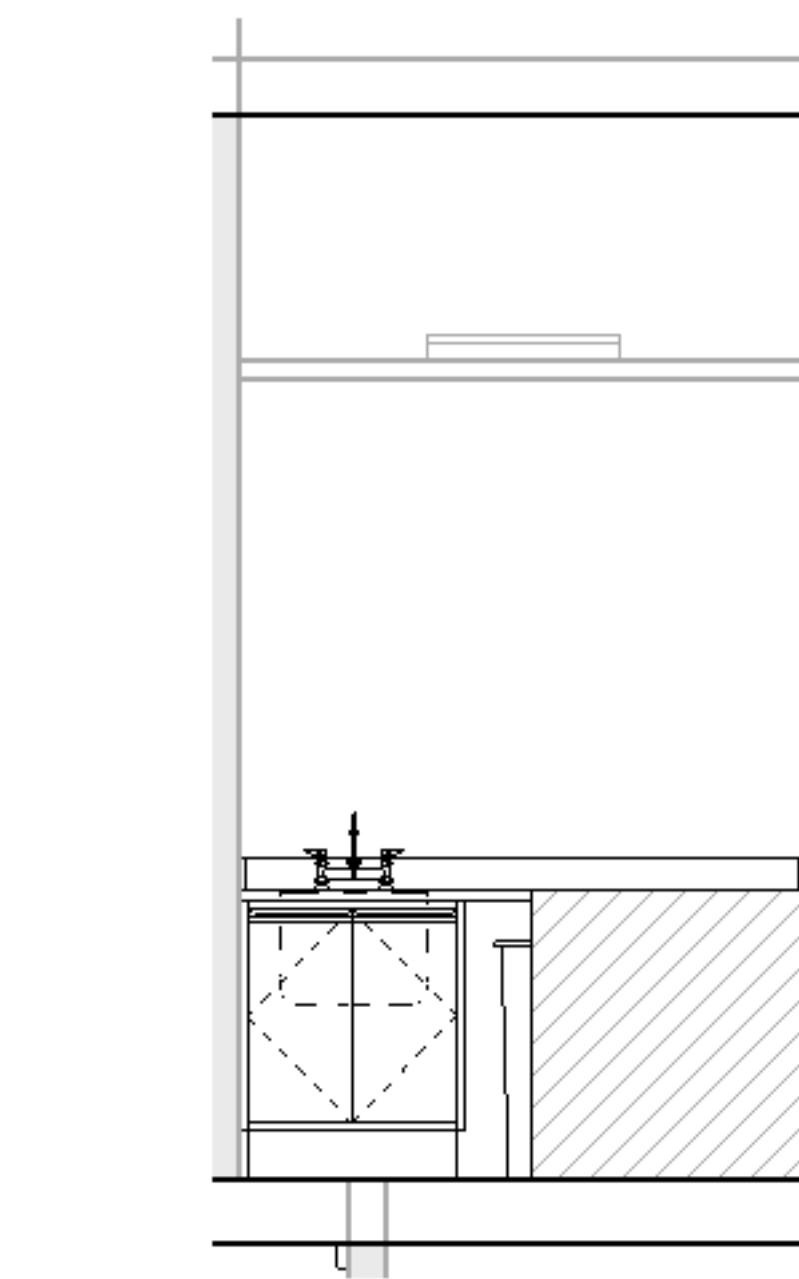
7 AL - BACKCOUNTER
1/2" = 1'-0"



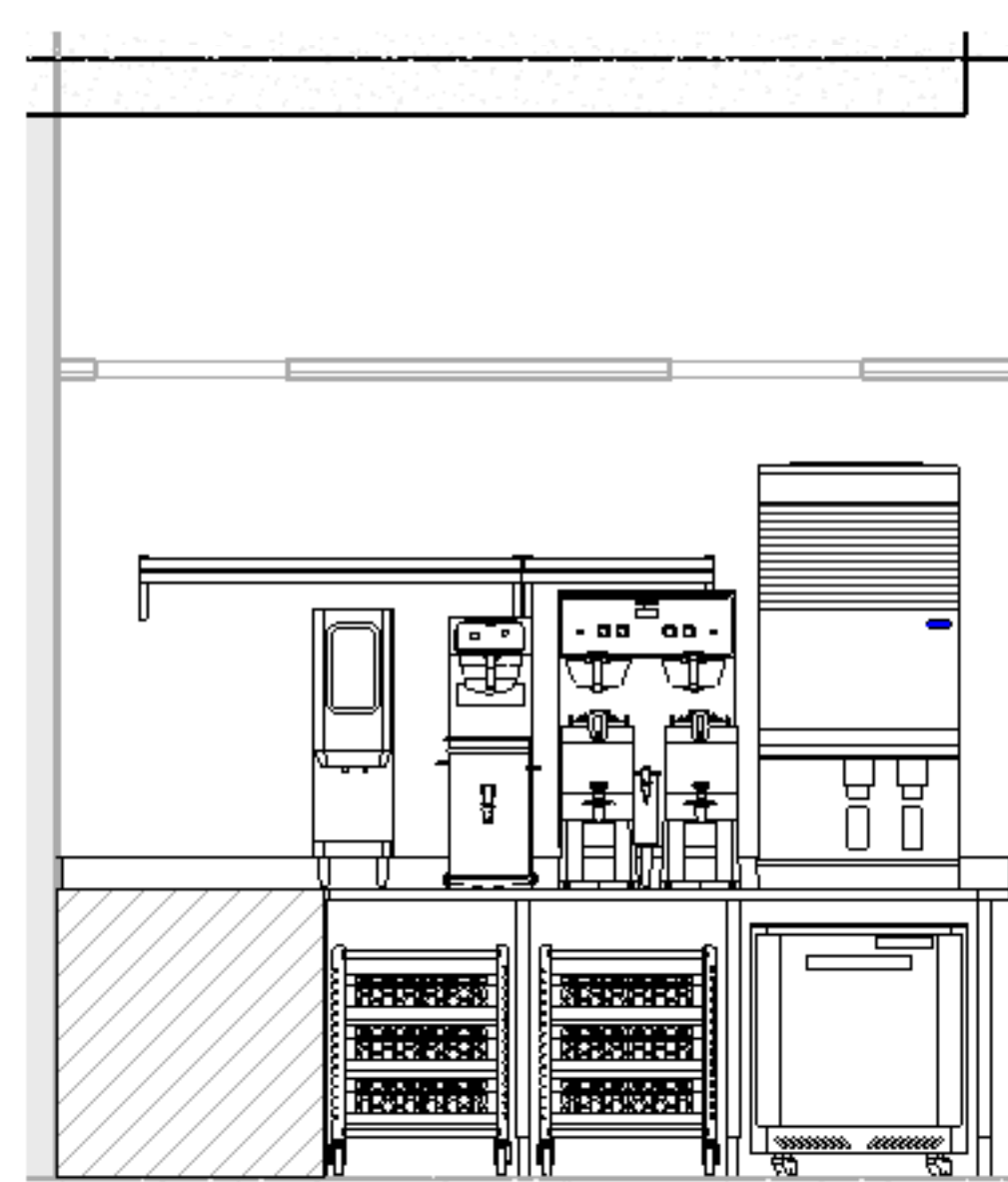
8 AL - SIDE COUNTER
1/2" = 1'-0"



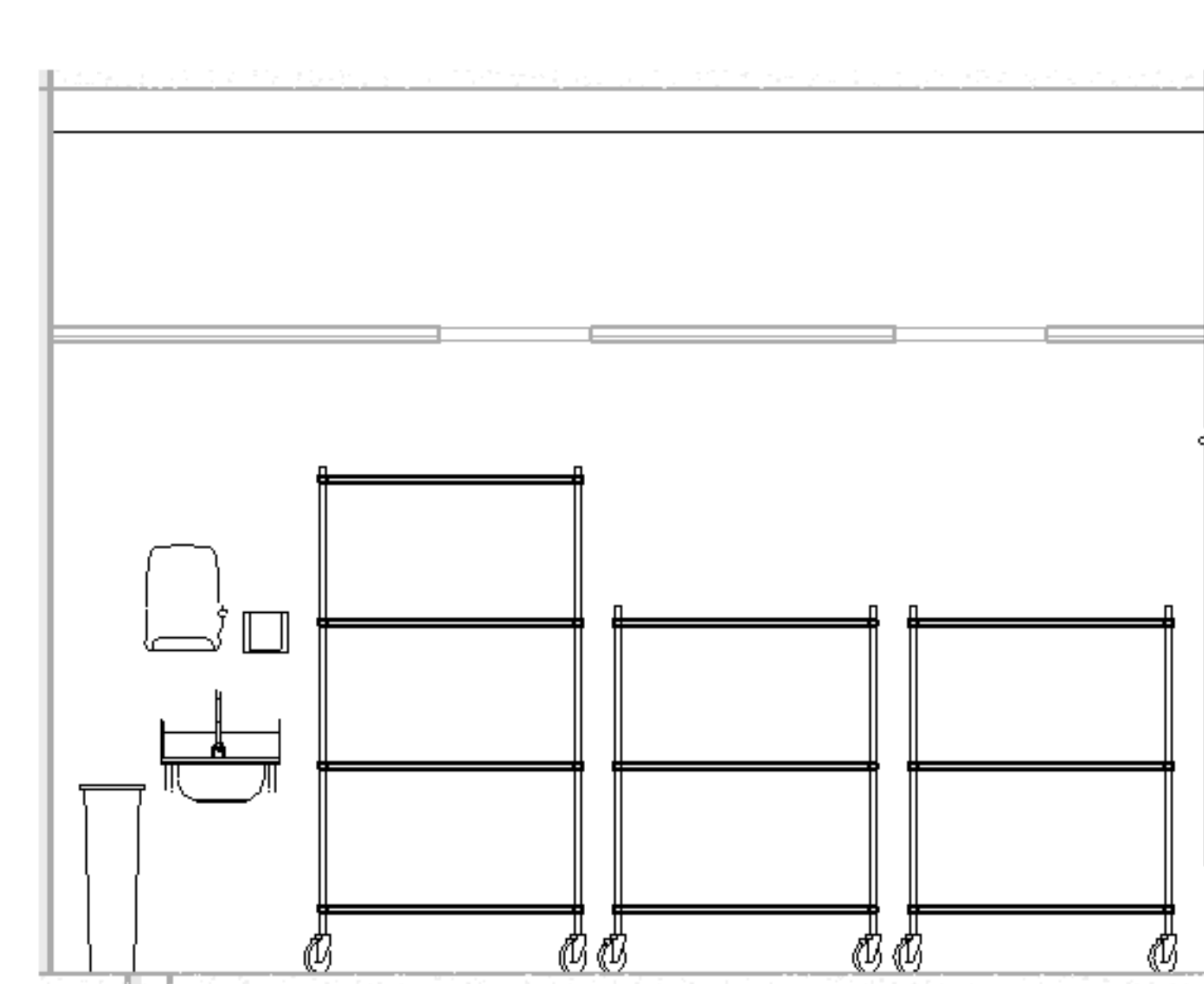
2 AL - DISHLINE
1/2" = 1'-0"



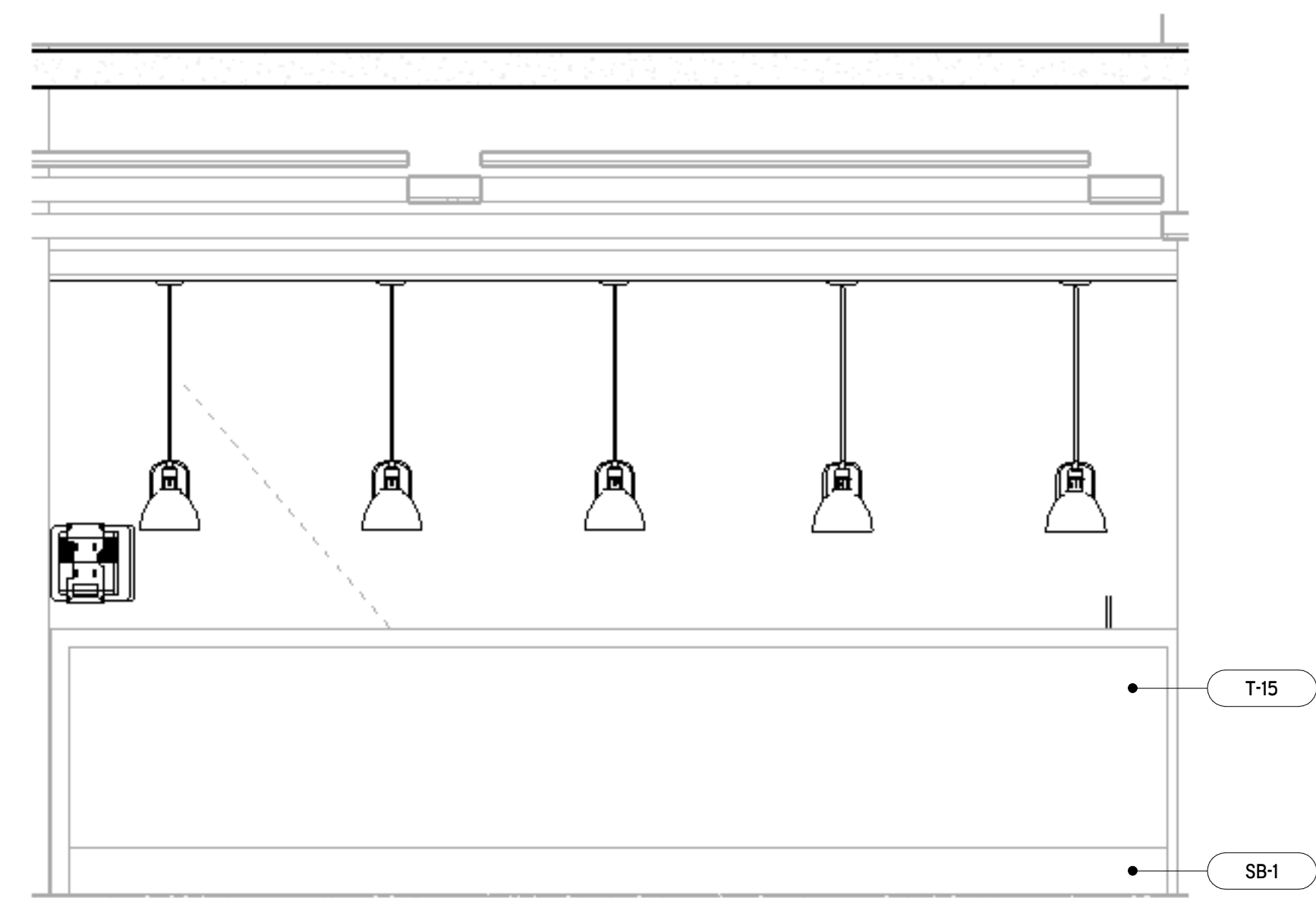
4 AL - PREP SINK
1/2" = 1'-0"



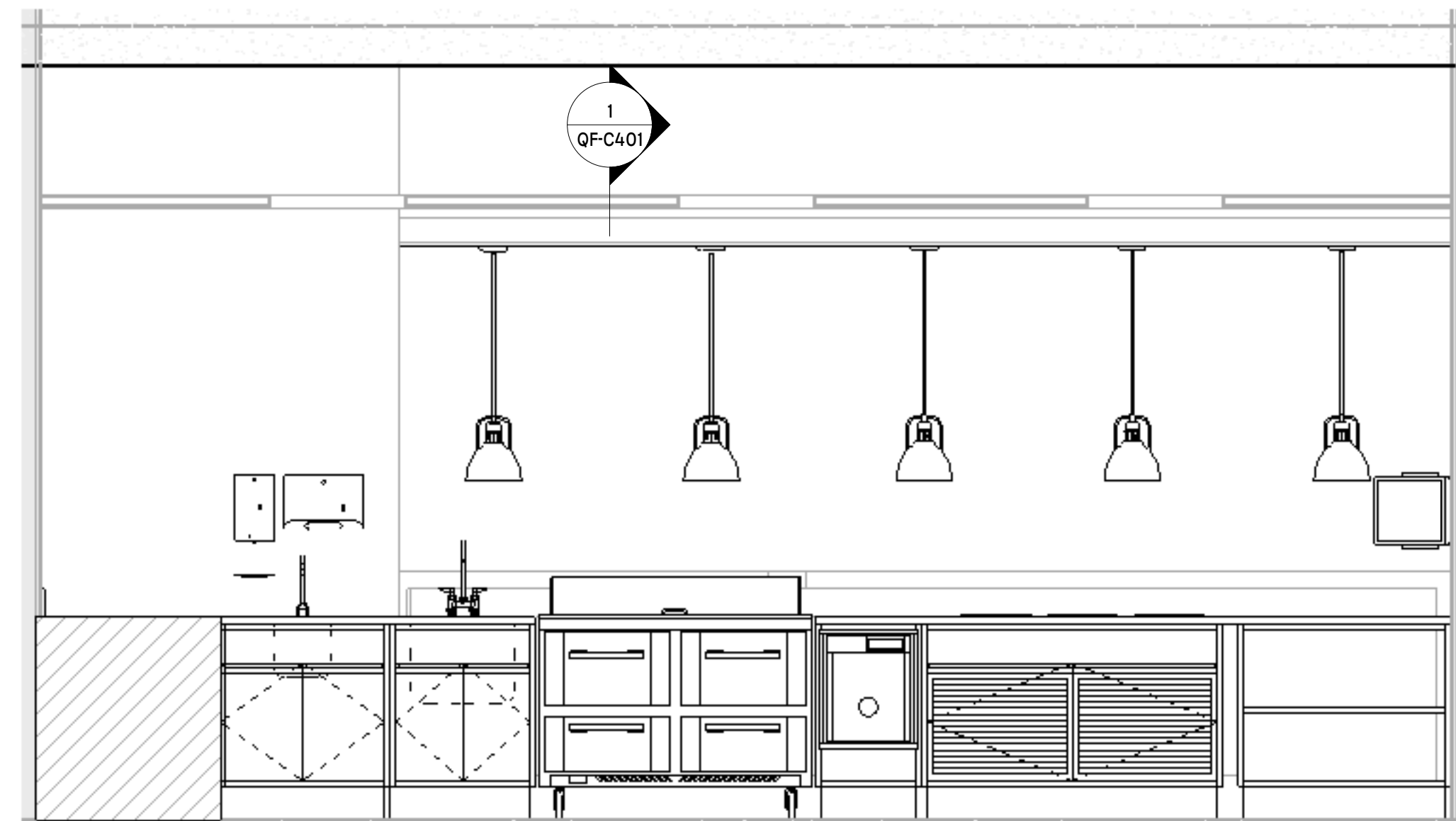
5 AL - BEVERAGE COUNTER
1/2" = 1'-0"



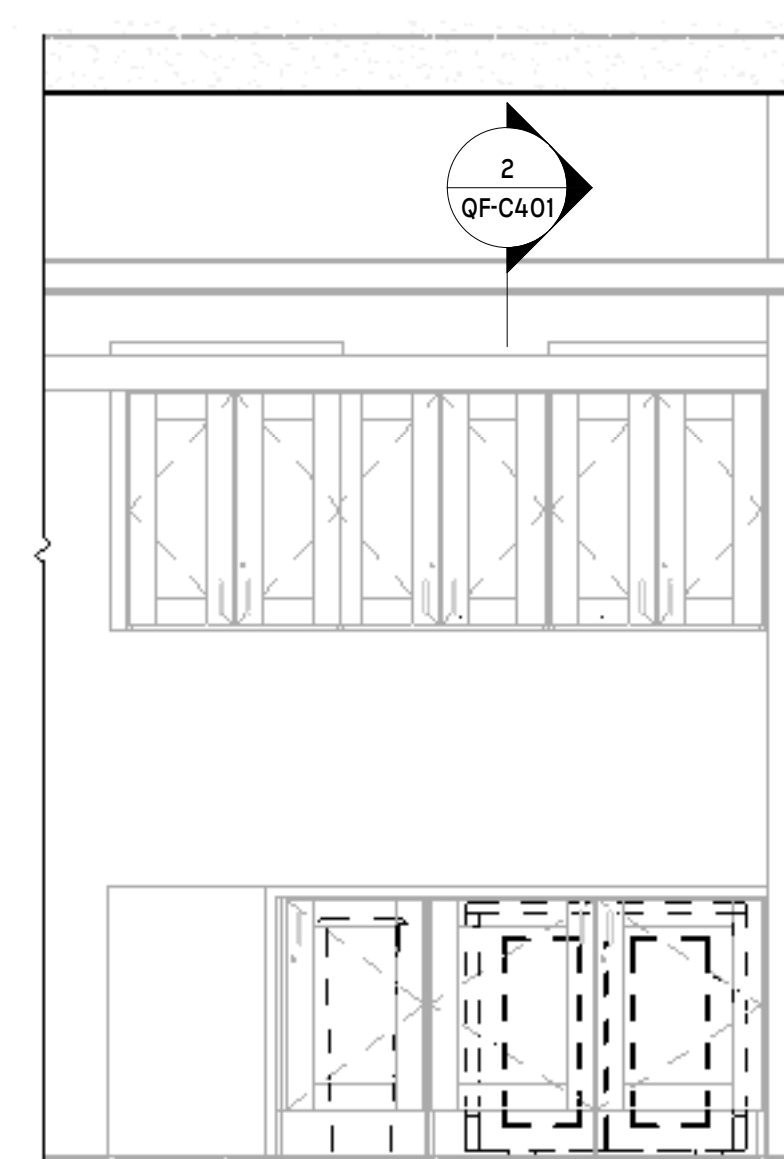
3 AL - HAND SINK & STORAGE RACKS
1/2" = 1'-0"



6 AL - FRONT COUNTER CUSTOMER SIDE
1/2" = 1'-0"



9 AL - FRONT COUNTER SERVER SIDE
1/2" = 1'-0"



10 AL - SUPPORT COUNTER
1/2" = 1'-0"

TAG LEGEND	
FS2	KEYNOTE TAG
100	EQUIPMENT TAG
PL-01	MATERIAL TAG

EQUIPMENT NUMBERING KEY			
#	GROUP (AS APPLIES)	SERIES	CATEGORY
1H	MC KITCHEN	100	NEW (FISC BASE SCOPE)
1P	MC PANTRY	200	EXISTING (WYTHING FUTURE)
2H	AL KITCHEN	300	BY OTHERS (VENDOR GC MECL)
2P	AL PANTRY	400	MILLWORK (FISC BASE SCOPE)
		500	SMALLWARES (TRASH, PAPER, VESSELS)
		600	ELECTRICAL (CONV, RECEPTACLES, SPEED LIGHTING)
		700	PLUMBING (JL-DIP-SINK, AREA-FLOOR-DRAINING)
		800	SIGNAGE (BRANDING, DIGITAL SCREENS)
AREA (AS APPLIES)		1E100	
GROUP (AS APPLIES)			CATEGORY

LIFESPACE THE WATERFORD DINING
RENOVATION
601 UNIVERSE BOULEVARD, JUNO BEACH, FL - 33408

SCOPUS
hospitality group
300 W. Chestnut St, Suite 201,
Ephrata, PA 17522
717-733-5810
scopushospitalitygroup.com

THW
DESIGN

COPYRIGHT ©
THOMPSON HANCOCK WITTE &
ASSOCIATES, INC.

2100 RiverEdge Parkway
Suite 900
Atlanta, GA 30328

2632 Broadway Street
Suite 201, South Building
San Antonio, TX 78215

PH: 770 916 2220
FAX: 770 916 2299

www.thw.com

100%
CONSTRUCTION
DOCUMENTS

Project No.:
Date: 12/01/2025

SECOND
FLOOR
ELEVATIONS

QF-C400

LIFESPACETHE WATERFORD DINING
RENOVATION
601 UNIVERSE BOULEVARD, JUNO BEACH, FL - 33408


THW
DESIGN

COPYRIGHT ©
THOMSON HANCOCK WITTE &
ASSOCIATES, INC.

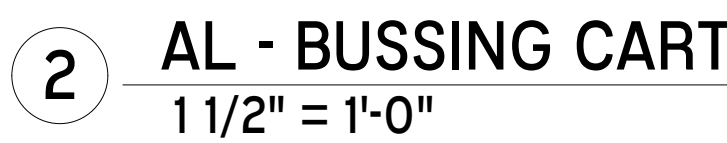
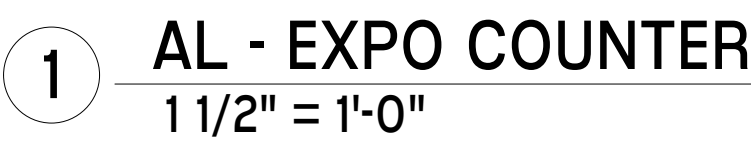
2100 RiverEdge Parkway
Suite 900
Atlanta, GA 30328

2632 Broadway Street
Suite 201, South Building
San Antonio, TX 78215

PH: 770 916 2220
FAX: 770 916 2299

www.thw.com

QF-C401



TAG LEGEND	
FS2	KEYNOTE TAG
100	EQUIPMENT TAG
PL-01	MATERIAL TAG

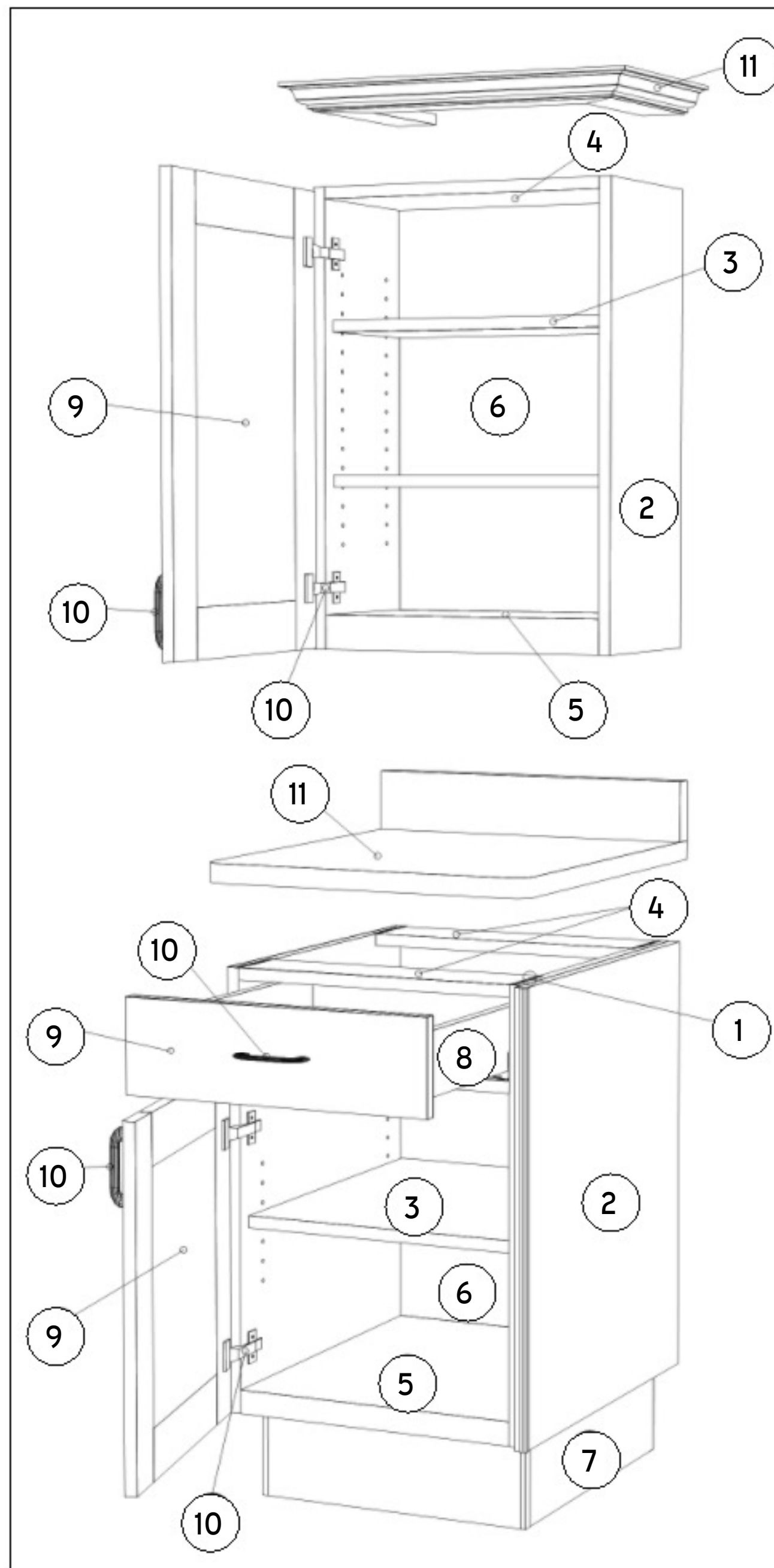
EQUIPMENT NUMBERING KEY			
#	GROUP (AS APPLIES)	SERIES	CATEGORY
1H	MC KITCHEN	100	NEW (FISC BASE SCOPE)
1P	MC PANTRY	200	EXISTING (EXISTING, FUTURE)
2H	AL KITCHEN	300	BY OTHERS (VENDOR GC, MFG)
2P	AL PANTRY	400	MILLWORK (FISC BASE SCOPE)
		500	SMALLWARES (TRASH PAPER, VESSELS)
		600	ELECTRICAL (CONV. RECEPTACLES, DECO LIGHTING)
		700	PLUMBING (FLOOR SINKS, AREA FLOOR DRAINS)
		800	SIGNAGE (BRANDING, DIGITAL, SCREENS)

AREA (AS APPLIES) → **1E100**

GROUP (AS APPLIES) → **1E100**

CATEGORY → **1E100**

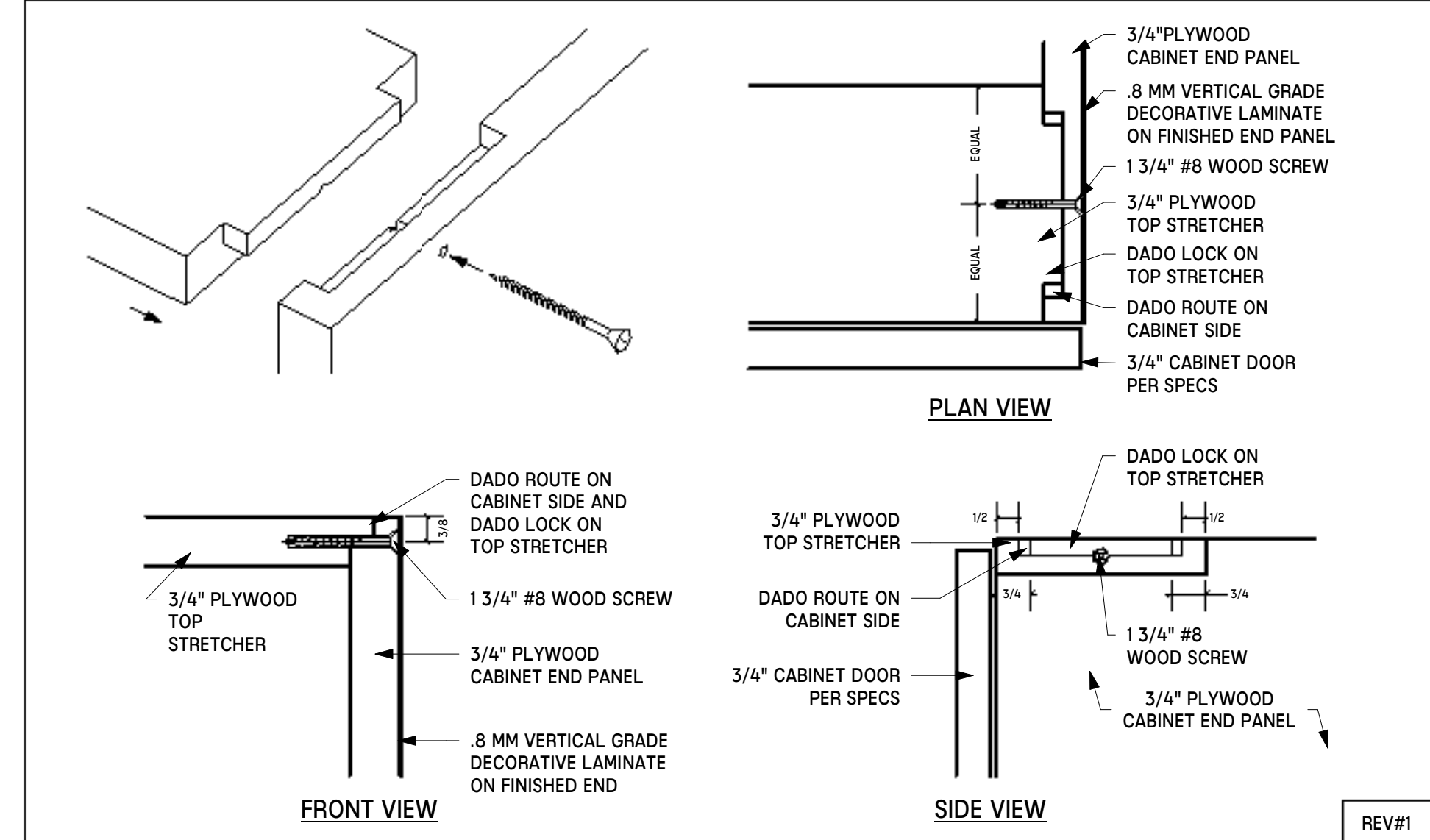
Autodesk Docs://WCR - Stage 2 - MC_AL_IL_LifespaceWaterford_MC-AL_R24_v1.rvt



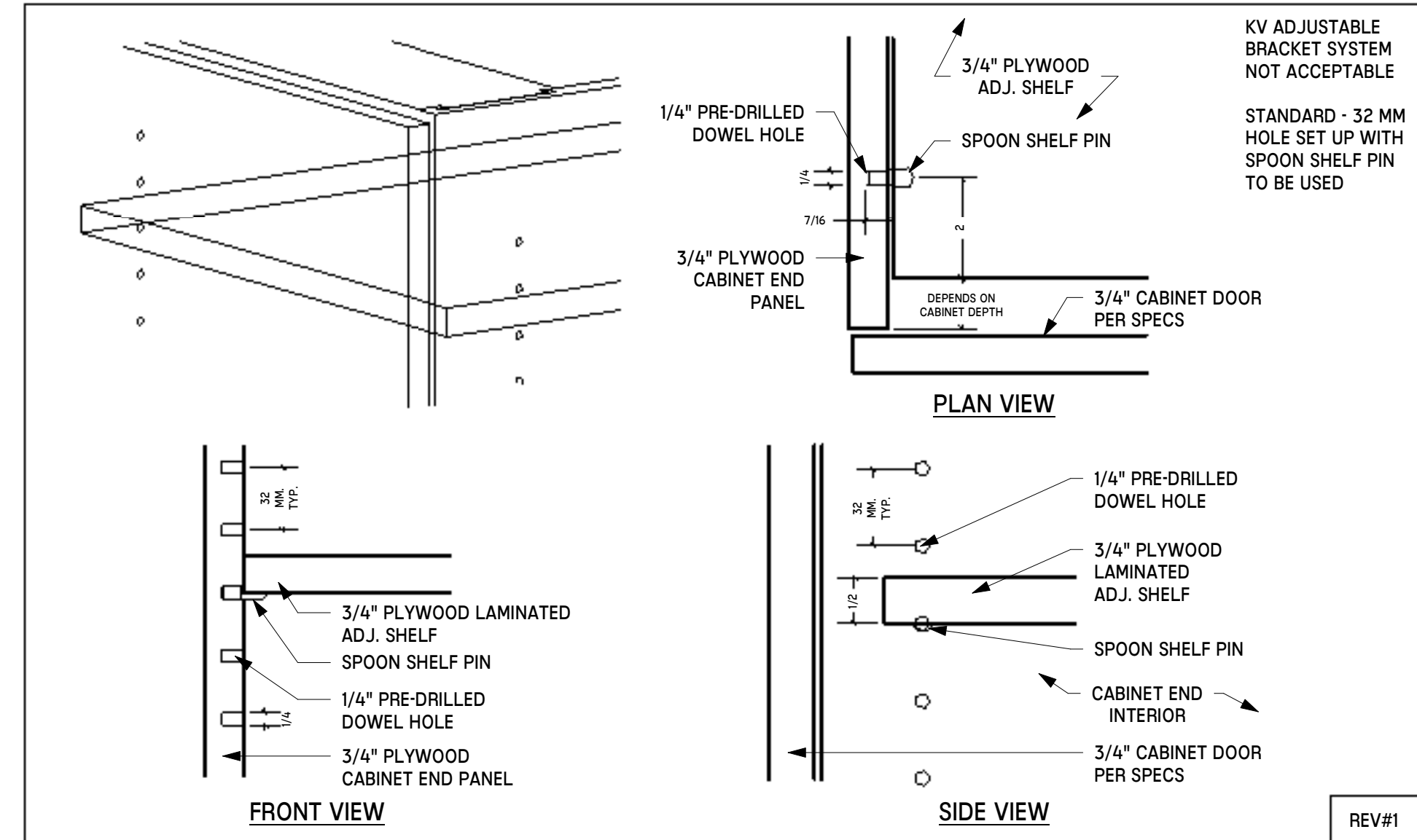
- 1. CABINET BOX**
A. CONSTRUCTION: PREMIUM QUALIFIED BLIND DADO/GLUE AND SCREW PANEL JOINERY.
B. MATERIAL: 18MM (3/4") BALTIC BIRCH PLYWOOD, NO ADDED FORMALDEHYDE, EXTERIOR GLUE.
C. CONCEALED INTERIOR: 0.032" HPL CABINET LINER, VERTICAL GRADE FROSTY WHITE OR BLACK.
D. FACE EDGING: 0.032" HPL DECORATIVE, VERTICAL GRADE TO MATCH U.O.N.
E. EXTERIOR FINISH/COLOR (WILSONART, FORMICA OR MAJOR AVAILABLE BRAND).
- 2. END PANELS**
A. CONCEALED: FINISHED 0.032" HPL CABINET LINER, VERTICAL GRADE FROSTY WHITE OR BLACK (ASSEMBLY SCREWS AND OTHER STRUCTURAL HARDWARE EXPOSED UNTIL FINAL INSTALLATION PERFORMANCE).
B. EXPOSED EXTERIOR: APPLIED PANEL 18MM (3/4") BALTIC BIRCH PLYWOOD CORE WITH 0.032" HPL DECORATIVE, VERTICAL GRADE, APPLIED TO THE SIDE AFTER CABINET BOX ASSEMBLED (1/2" X 1/2" S.S. PROTECTIVE GUARD ON EXPOSED CORNER).
C. SEMI EXPOSED EXTERIOR: FINISHED 0.032" HPL DECORATIVE, VERTICAL GRADE, DIRECTLY APPLIED TO THE SIDE AFTER CABINET BOX ASSEMBLED. FINISH/COLOR (WILSONART, FORMICA OR MAJOR AVAILABLE BRAND) AS SPECIFIED.
- 3. SHELVES**
A. CONCEALED: ADJUSTABLE 18MM (3/4") BALTIC BIRCH PLYWOOD CORE WITH 0.032" HPL CABINET LINER ON BOTH SIDES. VERTICAL GRADE FROSTY WHITE OR BLACK. 1MM PVC EDGE BANDING ON ALL EDGES. COLOR TO MATCH CABINET LINER. SUPPORTED BY "SPOON" TYPE METAL SHELF PINS AND LINE BORING ON THE SIDES. ADJUSTABLE IN 32MM (1 1/4") INCREMENTS.
B. EXPOSED INTERIOR: ADJUSTABLE OR FIXED 18MM (3/4") BALTIC BIRCH PLYWOOD CORE WITH 0.032" HPL DECORATIVE ON BOTH SIDES AND EXPOSED EDGES. COLOR COORDINATED WITH THE FINISH/COLOR OF MATERIAL SELECTION. SUPPORTED BY "SPOON" TYPE METAL SHELF PINS AND LINE BORING ON THE SIDES. ADJUSTABLE IN 32MM (1 1/4") INCREMENTS. OR DECORATIVE SUPPORTS AS SPECIFIED.
C. WHEN LED STRIPS ARE REQUIRED LIGHT RAIL IS OPTIONAL.
- 4. TOP**
A. BASE CABINET: INSTALL TOP STRETCHERS OR FULL TOP WHEN REQUIRED FOR EQUIPMENT OR COUNTER TOP SUPPORT 18MM (3/4") BALTIC BIRCH PLYWOOD CORE WITH 0.032" HPL CABINET LINER ON BOTH SIDES AND EXPOSED EDGES.
B. UPPER CABINET: FULL TOP 18MM (3/4") BALTIC BIRCH PLYWOOD CORE WITH 0.032" HPL CABINET LINER ON BOTH SIDES AND EXPOSED EDGES.
- 5. BOTTOM**
A. BASE CABINET: FULL BOTTOM WITH 3/4" LIGHT RAIL 18MM (3/4") BALTIC BIRCH PLYWOOD CORE WITH 0.032" HPL CABINET LINER ON BOTH SIDES AND EXPOSED EDGES.
B. UPPER CABINET: FULL BOTTOM WITH 1 1/2" LIGHT RAIL 18MM (3/4") BALTIC BIRCH PLYWOOD CORE WITH 0.032" HPL CABINET LINER ON BOTH SIDES AND EXPOSED EDGES.
- 6. BACK**
A. BASE AND UPPER CABINETS: FULL BACK 18MM (3/4") BALTIC BIRCH PLYWOOD CORE WITH 0.032" HPL CABINET LINER ON BOTH SIDES AND EXPOSED EDGES.
B. EXPOSED EXTERIOR: 0.032" HPL DECORATIVE OR FINISHED TO MATCH U.O.N. EXTERIOR FINISH/COLOR (WILSONART, FORMICA OR MAJOR AVAILABLE BRANDS).
- 7. TOE BASE**
A. PLYWOOD: DETACHED AND ADJUSTABLE PLATFORM 18MM (3/4") BALTIC BIRCH PLYWOOD CORE WITH DECORATIVE FINISHED TOE BOARD AS SPECIFIED. METAL ADJUSTABLE LEVELERS TO KEEP BASE OFF THE FLOOR FOR MOISTURE BARRIER. RATED TO WITHSTAND TOTAL WEIGHT OF CASEWORK, COUNTER TOP AND INTEGRATED EQUIPMENT. STANDARD SELECTION WILL BE USED IF NOT SPECIFIED OTHERWISE.
B. S.S. LEGS: 15/8" DIAMETER STAINLESS STEEL ADJUSTABLE LEG WITH DECORATIVE FINISHED TOE BOARD ATTACHED WITH KICK PANEL CLIP.
C. FINISH OPTIONS AS SPECIFIED SHOULD BE SHOWN ON COVER SHEET WITH ALL FINISHES.
D. LEG OPTION: REFER TO COVER SHEET FOR FINISH. LEG SPECIFIED BY OTHERS.
- 8. PULLOUTS**
A. DRAWER BOX: 18MM (5/8") BALTIC BIRCH PLYWOOD CORE 0.032" HPL CABINET LINER ON BOTH SIDES AND EXPOSED EDGES. UNDERMOUNT GLIDES WITH INTEGRATED SOFT-CLOSE MECHANISM.
B. TRASH UNIT: 18MM (3/4") BALTIC BIRCH PLYWOOD CORE WITH 0.032" HPL CABINET LINER ON BOTH SIDES AND EXPOSED EDGES. SELF-CLOSING, FULL EXTENSION HEAVY-DUTY SIDE MOUNT GLIDES, 150 LBS LOAD CAPACITY PER PAIR.
C. EQUIPMENT INTEGRATED PULL-OUT: 18MM (3/4") BALTIC BIRCH PLYWOOD CORE WITH 0.032" HPL CABINET LINER ON BOTH SIDES AND EXPOSED EDGES. SELF-CLOSING, FULL EXTENSION HEAVY-DUTY SIDE MOUNT GLIDES, 350 LBS LOAD CAPACITY PER PAIR.
- 9. DOORS AND DRAWER FRONTS**
A. STANDARD PLASTIC LAMINATE: 3/4" ENGINEERED SUBSTRATE WITH 0.032" HPL DECORATIVE ON BOTH SIDES AND EXPOSED EDGES. COLOR COORDINATED WITH THE FINISH/COLOR OF MATERIAL SELECTION.
B. PANELED PLASTIC LAMINATE: CUSTOM DESIGN AS SPECIFIED.
C. FLAT WOODEN: CUSTOM DESIGN AS SPECIFIED.
D. PANELED WOOD: CUSTOM DESIGN AS SPECIFIED.
E. VENTILATION: WILL BE PROVIDED PER EQUIPMENT MANUFACTURER REQUIREMENTS.
F. FRAME WITH GLASS: SHALL BE 3/4" THICK. LAMINATED BOTH SIDES WITH HPL OR BE STAINED/PAINTED VENEER.
GLASS SHALL BE CLEAR ACRYLIC AND SHALL BE RETAINED IN OPENINGS WITH REMOVABLE GLAZING. DOORS SHALL BE AVAILABLE FOR BOTH SLIDING AND HINGED DESIGNS. CUSTOM DESIGN AS SPECIFIED.

* DOOR AND DRAWER FRONTS SHALL BE FABRICATED FROM AN 3/4" INDUSTRIAL GRADE CORE, LAMINATED ON BOTH FACE WITH HPL. TO AVOID WARPING, PLYWOOD CORE SHALL NOT BE USED. DOORS AND DRAWER FRONTS SHALL OVERLAY THE CABINET BODY AND ESTABLISH A 1/8" CONSISTENT REVEAL BETWEEN PAIRS OF DOORS, DOORS AND DRAWER FRONTS, AND MULTIPLE DRAWER FRONTS ON THE SAME CABINET.

- 10. HARDWARE**
A. DOOR HINGES: BLUM CLIP-TOP CONCEALED, 107 DEGREE FULL OVERLAY HINGE WITH INTEGRATED SOFT-CLOSE. OPENING RESTRICTION STOP (INTEGRATED OR CABLE) AND QUIET BUMPERS WILL BE USED AS NEEDED.
B. PULL-OUT GLIDES: UNDERMOUNT BLUM 563 SERIES WITH SOFT-CLOSE SIDE MOUNT ACCURIDE 3634EC SERIES WITH SOFT-CLOSE (50 LBS LOAD CAPACITY) AND ACCURIDE 7957 SERIES HEAVY-DUTY (350 LBS LOAD CAPACITY) PER WEIGHT REQUIREMENTS.
C. LOCKS: COMPLEX CAM LOCKS WITH LATCHES ON PAIR DOORS. ALL LOCKS WILL BE PROVIDED KEVED ALIKE, UNLESS OTHERWISE SPECIFIED.
D. FUNCTIONAL: STANDARD: 4" O.C. WIRE PULL, BRUSHED NICKEL FINISH
OPTIONAL: DECORATIVE HARDWARE AS SPECIFIED. OPTIONAL HARDWARE LISTED ON COVER SHEET.
E. GATE HINGE: DOUBLE ACTING BOMBER 7114-603 ADJUSTABLE SPRING TENSION HINGE SINGLE ACTING MCKINNEY MACRO MP50 ADJUSTABLE SPRING TENSION HINGE
F. LIFT-UP MECHANISM: SUGATSUNE SOFT-DOWN STAY FOR TOP-OPENING FLAP DOORS.
- 11. MISCELLANEOUS**
A. COUNTER TOP: ENGINEERED STONE.
B. STAIN OR PAINT FINISHES: AS SPECIFIED.
C. FILLERS: SHALL BE PROVIDED AND SPECIFIED TO WALLS AND OTHER ADJOINING SURFACES. SAME MATERIAL AS IN CABINET CONSTRUCTION SHALL BE USED.
D. REMOVABLE ACCESS: ALL INTEGRATED EQUIPMENT SHALL BE ACCESSIBLE FOR SERVICE VIA REMOVABLE PANELS. DOORS OR REMOVABLE CASEWORK SECTIONS, MILLWORKER TO PROVIDE AS NEEDED WHEN ENGINEERING SHOP DRAWINGS.
E. FLOOR SINKS: STAINLESS STEEL SLEEVES EXTENDING TO THE FLOOR SHALL BE USED FOR ALL FLOOR SINKS LOCATED BENEATH CASEWORK. REFER TO DETAIL MEP-100.
F. LED LIGHTS PLATE POCKETS: ALL PLATE POCKETS TO BE PROVIDED WITH SUPERBRIGHTLED LIGHT STRIP KIT RATED AT 3000 KELVIN TEMP GENERATING 380 LUMENS/FT., HOUSED IN A L-TASK-7D LED ALUMINUM CORNER CHANNEL WITH FROSTED STYRENE LENS TO DIFFUSE LIGHT. SIZE LENGTHS OF LED LIGHTS BASED ON WIDTH OF PLATE POCKETS. INSTALLED ABOVE EACH PLATE POCKET IN FRONT END CORNER WITH LIGHT RAIL, DAISY CHAINED TO SINGLE POINT CONNECTION. SYSTEM TO BE SECURED TO OPERATOR SIDE APRON TO PREVENT MISPLACEMENT. REMOTE CONTROL TO PROVIDE DIMMABLE OPERATION. MILLWORK FABRICATOR TO PROVIDE COUNTER INTEGRATED RECEPTACLE FOR LED LIGHTS POWER ADAPTER AND SWITCH INSTALLED IN APRON COMPLETE WITH ALL INTERCONNECTIONS. SWITCH TO BE EASILY ACCESSIBLE AND LABELED. REFER TO LED LIGHTING PLAN ON SCOPUS DRAWINGS.
G. LED LIGHTS WALL CABINETS: ALL WALL CABINETS TO BE PROVIDED WITH SUPERBRIGHTLED LIGHT STRIP KIT RATED AT 3000 KELVIN TEMP GENERATING 380 LUMENS/FT., HOUSED IN A L-TASK-12F LED ALUMINUM CHANNEL WITH FROSTED STYRENE LENS TO DIFFUSE LIGHT. SIZE LENGTHS OF LED LIGHTS BASED ON WIDTH OF CABINETS. INSTALLED BELOW WALL CABINET WITH LIGHT RAIL, DAISY CHAINED TO SINGLE POINT CONNECTION. SYSTEM TO BE COMPLETE WITH LED CONTROLLER, OPERATION TO BE BY SINGLE SWITCH AND REMOTE CONTROL. REMOTE CONTROL TO BE SECURED INSIDE A WALL CABINET TO PREVENT MISPLACEMENT. REMOTE CONTROL TO PROVIDE DIMMABLE OPERATION. ELECTRICAL CONTRACTOR TO PROVIDE RECEPTACLE FOR LED LIGHTS POWER ADAPTER AND SWITCH INSTALLED IN WALL CABINET TO BE SECURED TO SIDE OF SHELF TO PREVENT MISPLACEMENT. REMOTE CONTROL TO PROVIDE DIMMABLE OPERATION. ELECTRICAL CONTRACTOR TO PROVIDE RECEPTACLE FOR LED LIGHTS POWER ADAPTER AND SWITCH INSTALLED IN WALL CABINET DETERMINED BY ELECTRICAL ENGINEER. MILLWORK FABRICATOR TO PROVIDE LED LIGHTS AND INSTALL IN MERCHANDISE SHELVING COMPLETE WITH ALL INTERCONNECTIONS.
H. LED LIGHTS MERCHANDISE SHELVING: ALL MERCHANDISE SHELVES TO BE PROVIDED WITH SUPERBRIGHTLED LIGHTS UNDER CABINET LIGHT STRIP KIT RATED AT 3000 KELVIN TEMP GENERATING 380 LUMENS/FT., HOUSED IN A L-TASK-7D LED ALUMINUM CORNER CHANNEL WITH FROSTED STYRENE LENS TO DIFFUSE LIGHT. SIZE LENGTHS OF LED LIGHTS BASED ON WIDTH OF SHELVING. INSTALLED BELOW EACH SHELF IN FRONT END CORNER OF SHELF WITH LIGHT RAIL, DAISY CHAINED TO SINGLE POINT CONNECTION. SYSTEM TO BE COMPLETE WITH LED CONTROLLER. OPERATION TO BE BY SINGLE SWITCH AND REMOTE CONTROL. REMOTE CONTROL TO BE SECURED TO SIDE OF SHELF TO PREVENT MISPLACEMENT. REMOTE CONTROL TO PROVIDE DIMMABLE OPERATION. ELECTRICAL CONTRACTOR TO PROVIDE RECEPTACLE FOR LED LIGHTS POWER ADAPTER AND SWITCH INSTALLED IN WALL CABINET DETERMINED BY ELECTRICAL ENGINEER. MILLWORK FABRICATOR TO PROVIDE LED LIGHTS AND INSTALL IN MERCHANDISE SHELVING COMPLETE WITH ALL INTERCONNECTIONS.
I. S.S. CORNER GUARDS: 22 GAGE STAINLESS STEEL CORNERS SHALL COVER ALL OUTSIDE CORNERS OF CASEWORK BASES.
J. DECORATIVE MATERIALS: CUSTOM TBD (TILE, ACRYLIC, SPECIAL FILM OR VINYL COVERING).
K. EQUIPMENT INTEGRATION AND PROTECTION:
- FURNISH FINISHED OPENINGS THROUGH COUNTERTOP AND BASE WHERE NEEDED TO ACCOMMODATE UTILITY LINES.
- FLOOR RECEPTACLES AND PROVIDE BLACK PLASTIC GROMMETS WHERE REQUIRED.
- PROVIDE ANGLE IRON SUPPORTS AROUND LONG DROP-IN CUT-OUTS AND HEAVY COUNTER TOP EQUIPMENT.
- PROVIDE STAINLESS STEEL CORNER GUARDS WHERE EQUIPMENT SLIDES IN AT LOCATIONS SUCH AS UNDER COUNTER REFRIGERATORS.
- MOISTURE PROTECTION: PROVIDE SEALED TIGHT STAINLESS STEEL PANELING TO PROTECT CABINETRY WHERE MOISTURE IS PRESENT.
L. PROTECTIVE SS SHEET: ALL CASEWORK SURFACES EXPOSED TO HEAT FROM ADJACENT FOOD SERVICE EQUIPMENT IS TO BE FACED IN STAINLESS STEEL PER DRAWINGS.
M. TRASH RECEPTACLES: CIRCULAR DEPOSIT CUT-OUTS TO HAVE STAINLESS STEEL RING COVERING INSTALLED. TYPICAL 6", 8", OR 12" DIAMETER REQUIRED. REFER TO DETAILS. MATERIAL AND ASSEMBLY TO MATCH CASEWORK. U.O.N.
N. FASTENERS: SCREWS, HIDDEN BRACKETS, Z-CLIPS ARE AS REQUIRED BY CUSTOM DESIGN AND TO BE INDICATED ON SHOP DRAWINGS.
O. INTEGRATED ACCESSORIES: PULLOUTS, WINE RACKS, CASTERS ARE TO BE DETERMINED AS SPECIFIED.
P. TRIM: CROWN MOLDING DESIGN, BASEBOARDS, ETC ARE TO BE DETERMINED AS SPECIFIED.

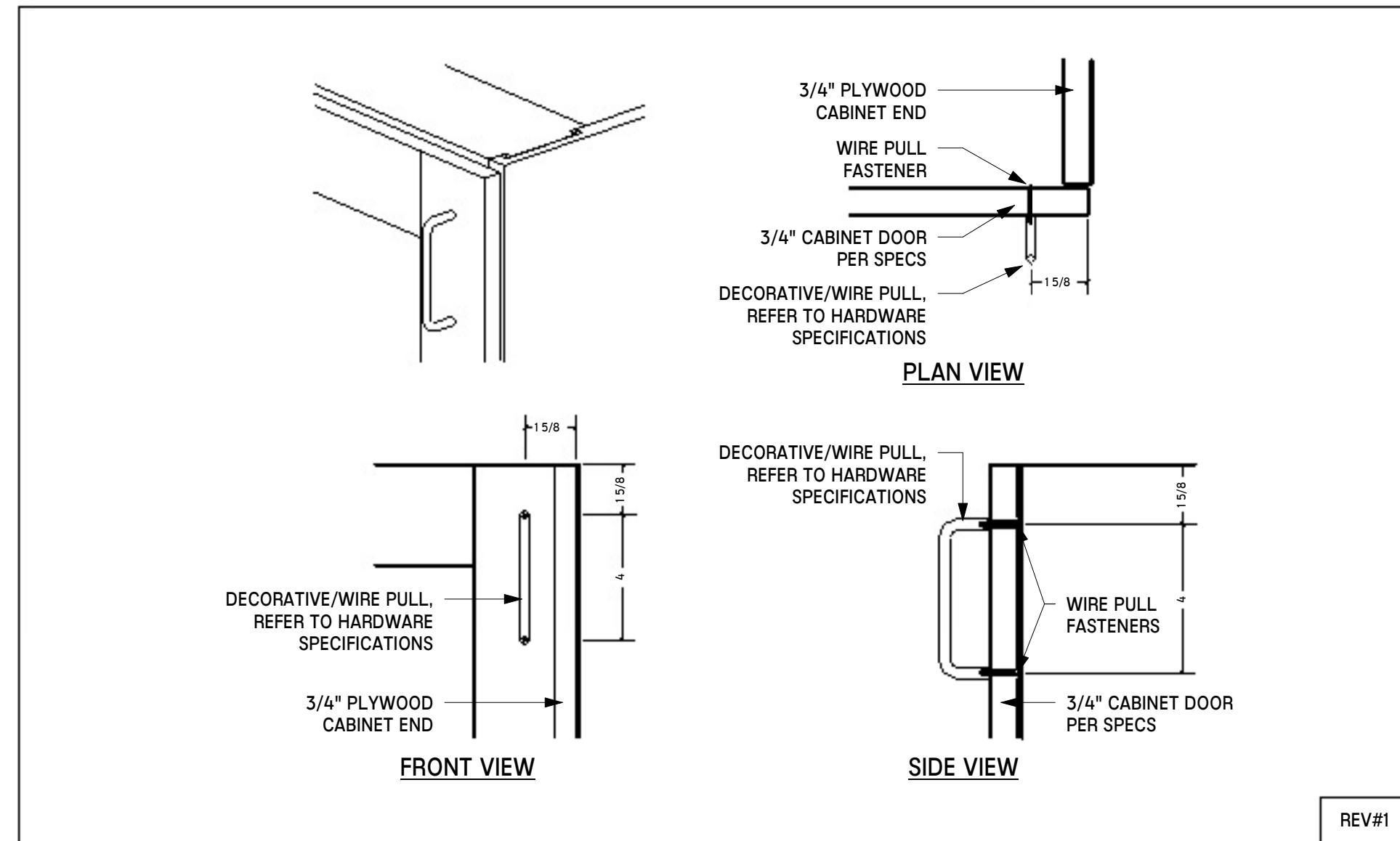


2 MWK-200 - DADO DETAIL NTS

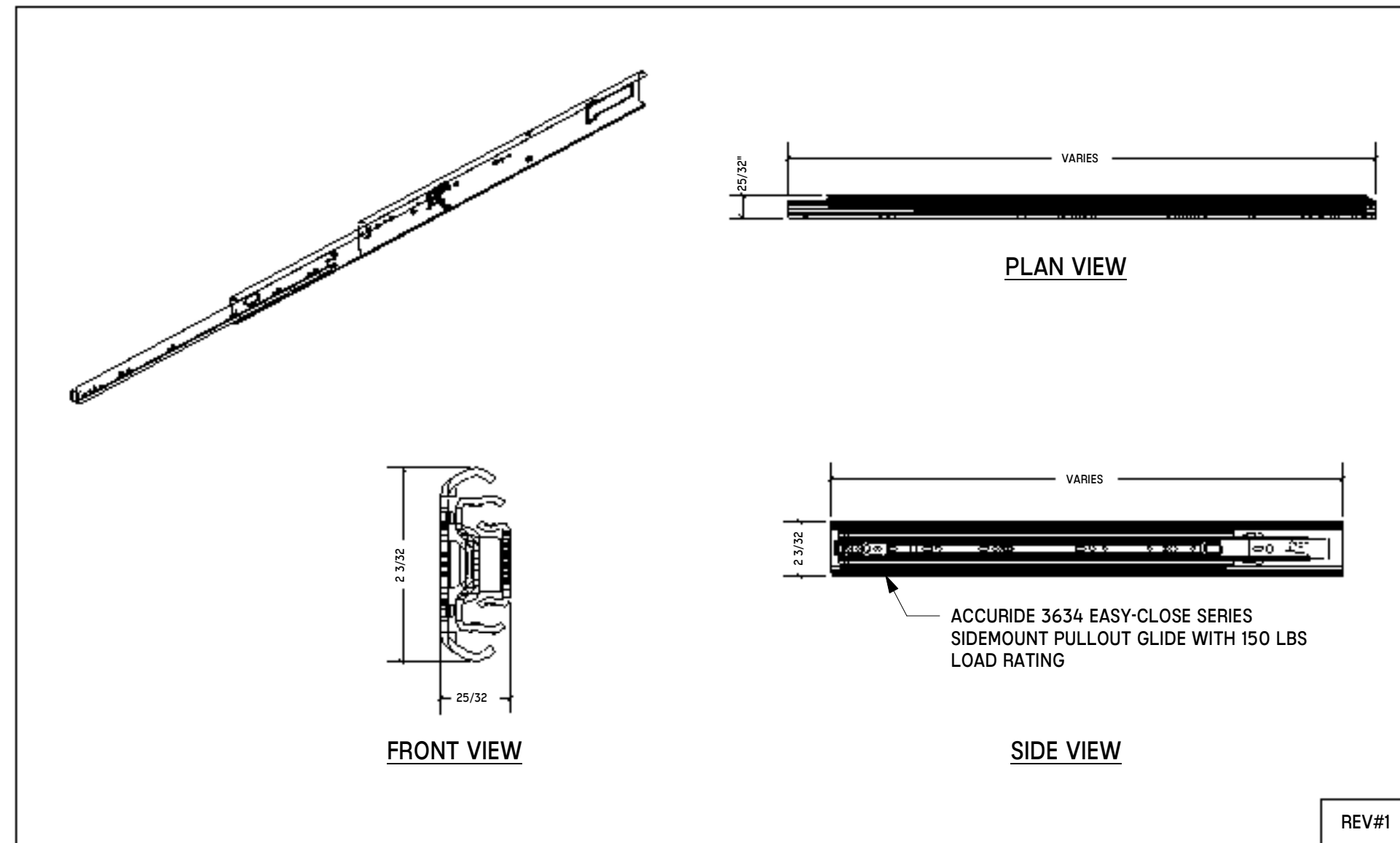


3 MWK-201 - ADJ. SHELF DETAIL NTS

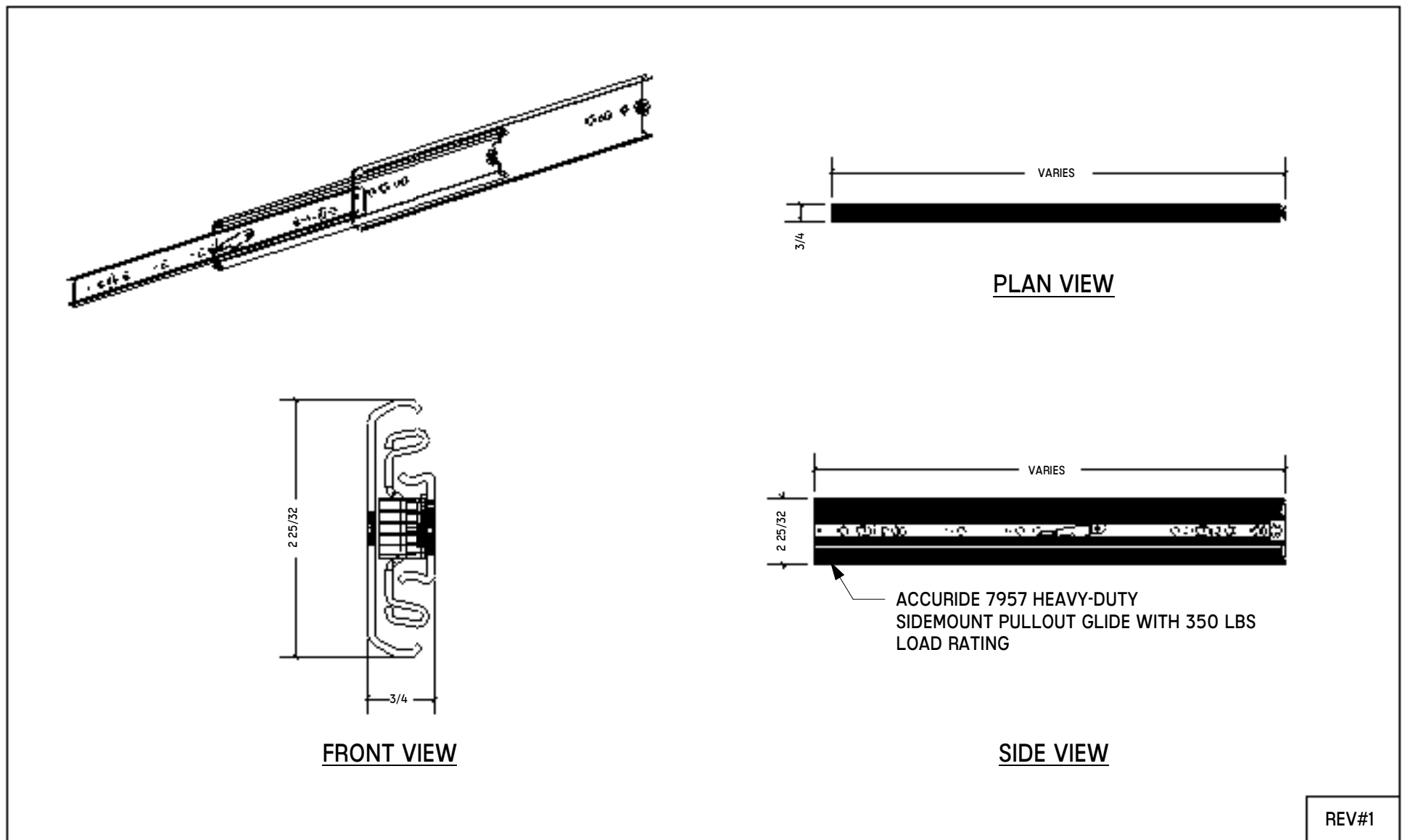
1 MWK-220 - STANDARD FOOD SERVICE CABINET SPECIFICATION NTS



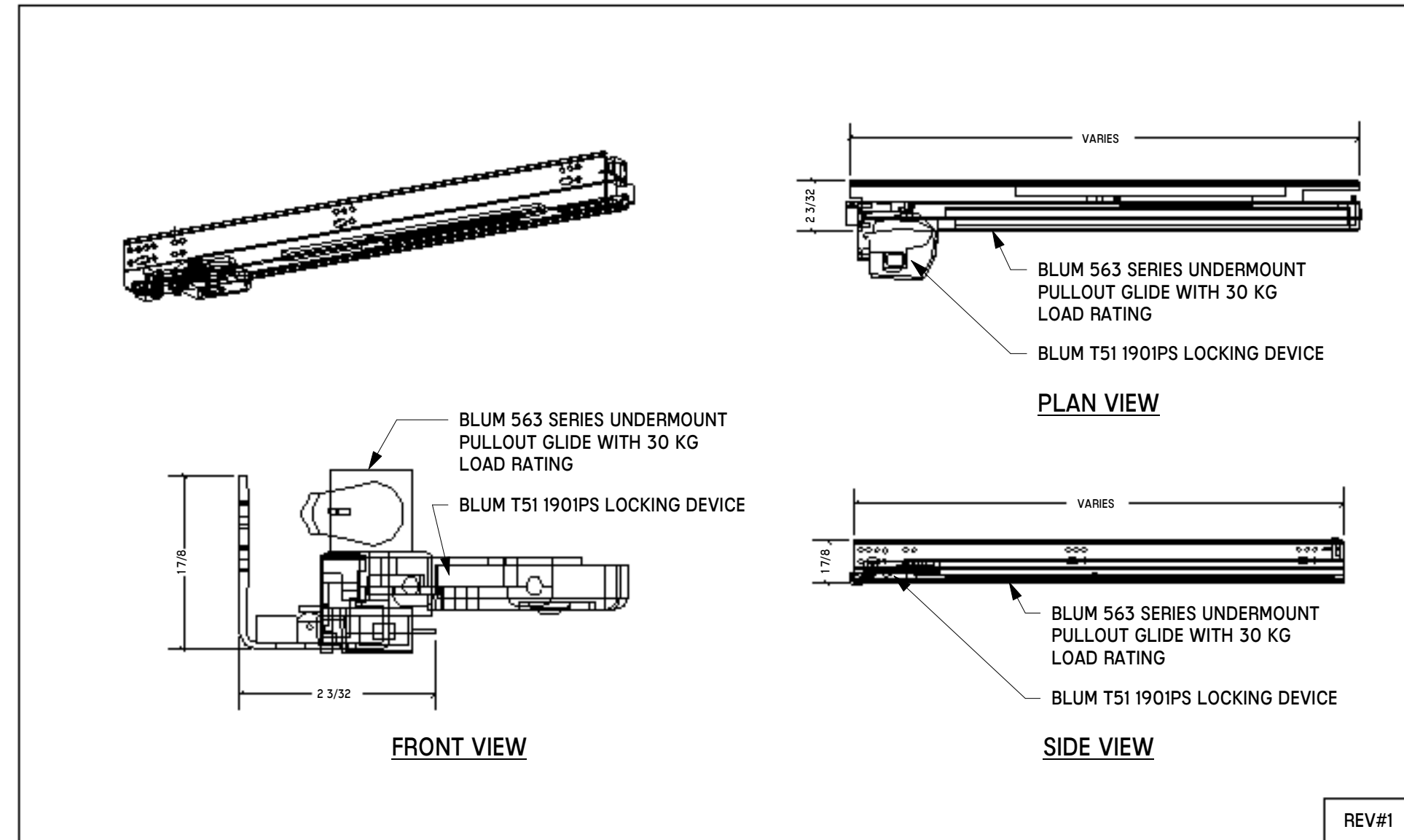
4 MWK-212 - PULL DETAIL NTS



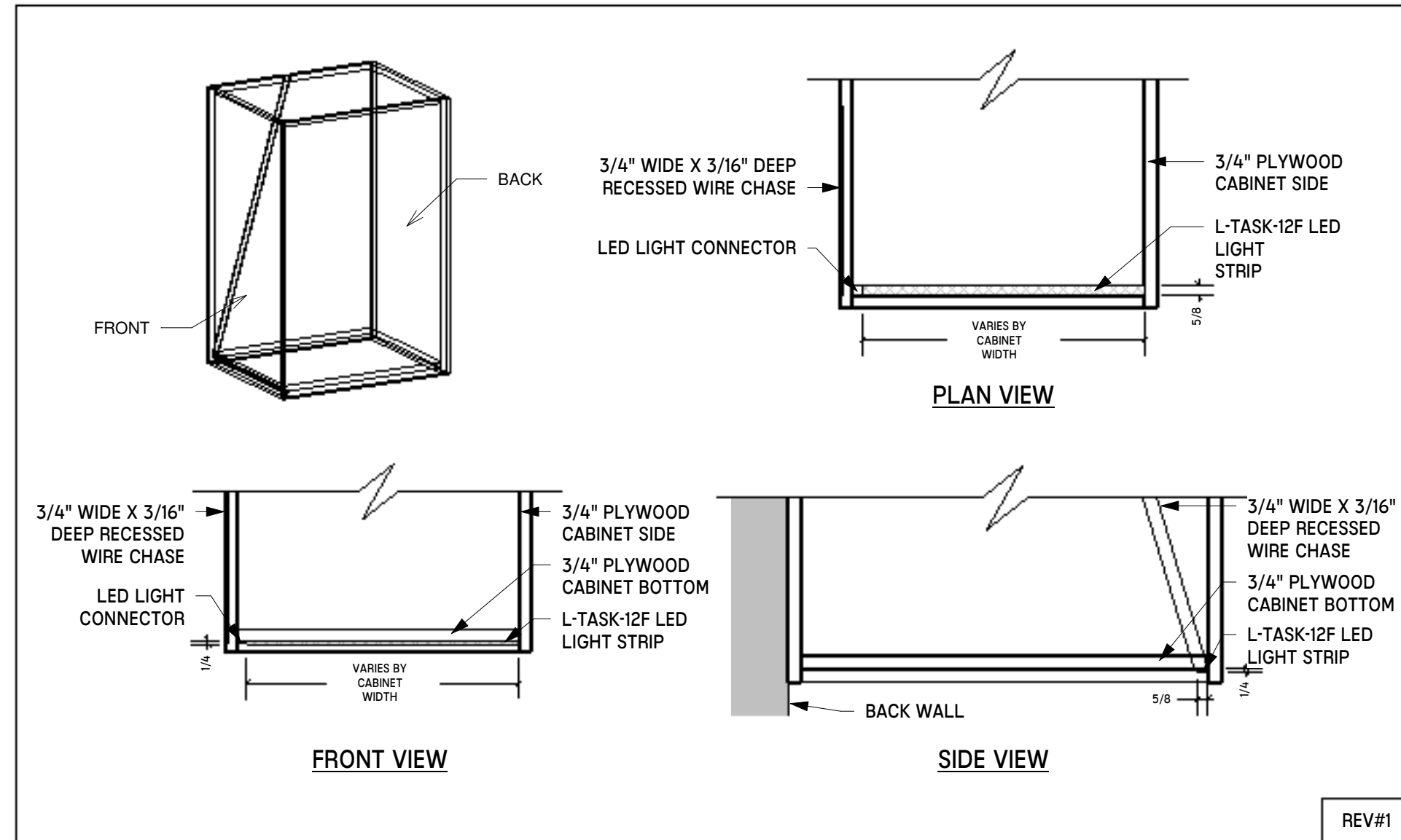
5 MWK-213 - ACCURIDE 3634EC PULLOUT GLIDE DETAIL NTS



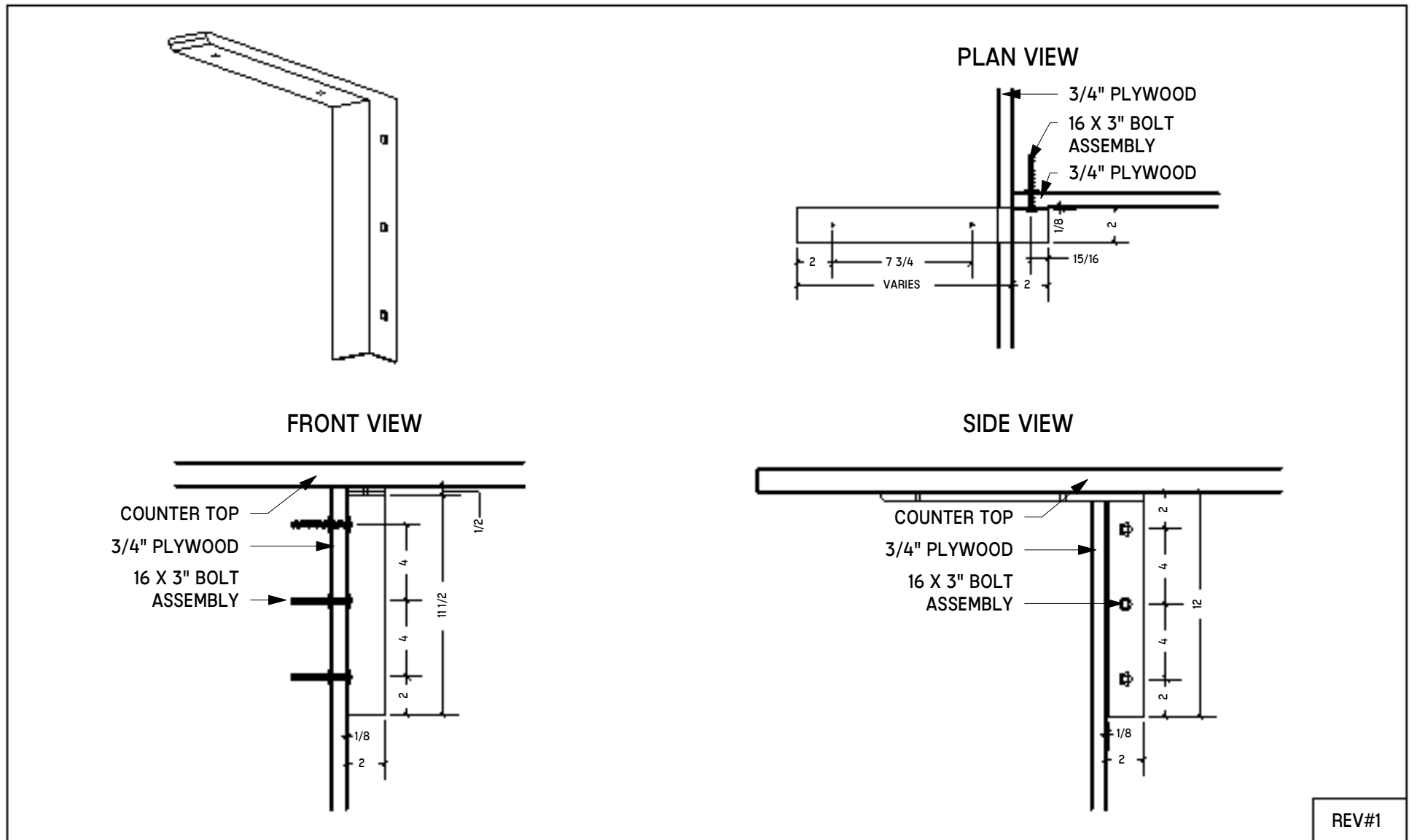
6 MWK-214 - ACCURIDE 7957 PULLOUT GLIDE DETAIL NTS



7 MWK-215 - BLUM 563 PULLOUT GLIDE DETAIL NTS



8 MWK-216 - L-TASK-12F LED LIGHT STRIP DETAIL NTS



9 MWK-217 - C-FLAT CONCEALED BRACKET DETAIL NTS

NO.	DATE	DESCRIPTION
08/22/25	DESIGN	DEVELOPMENT
04/07/25	SCHEMATIC	DESIGN

LIFESPACE THE WATERFORD DINING
RENOVATION
601 UNIVERSE BOULEVARD, JUNO BEACH, FL - 33408

SCOPOS
hospitality group
300 W. Chestnut St, Suite 201,
Ephrata, PA 17522
717-733-5810
scoposhospitalitygroup.com

THW
DESIGN

COPYRIGHT ©
THOMPSON HANCOCK WITTE &
ASSOCIATES, INC.

2100 RiverEdge Parkway
Suite 900
Atlanta, GA 30328

2632 Broadway Street
Suite 201, South Building
San Antonio, TX 78215

PH: 770 916 2220
FAX: 770 916 2299

www.thw.com

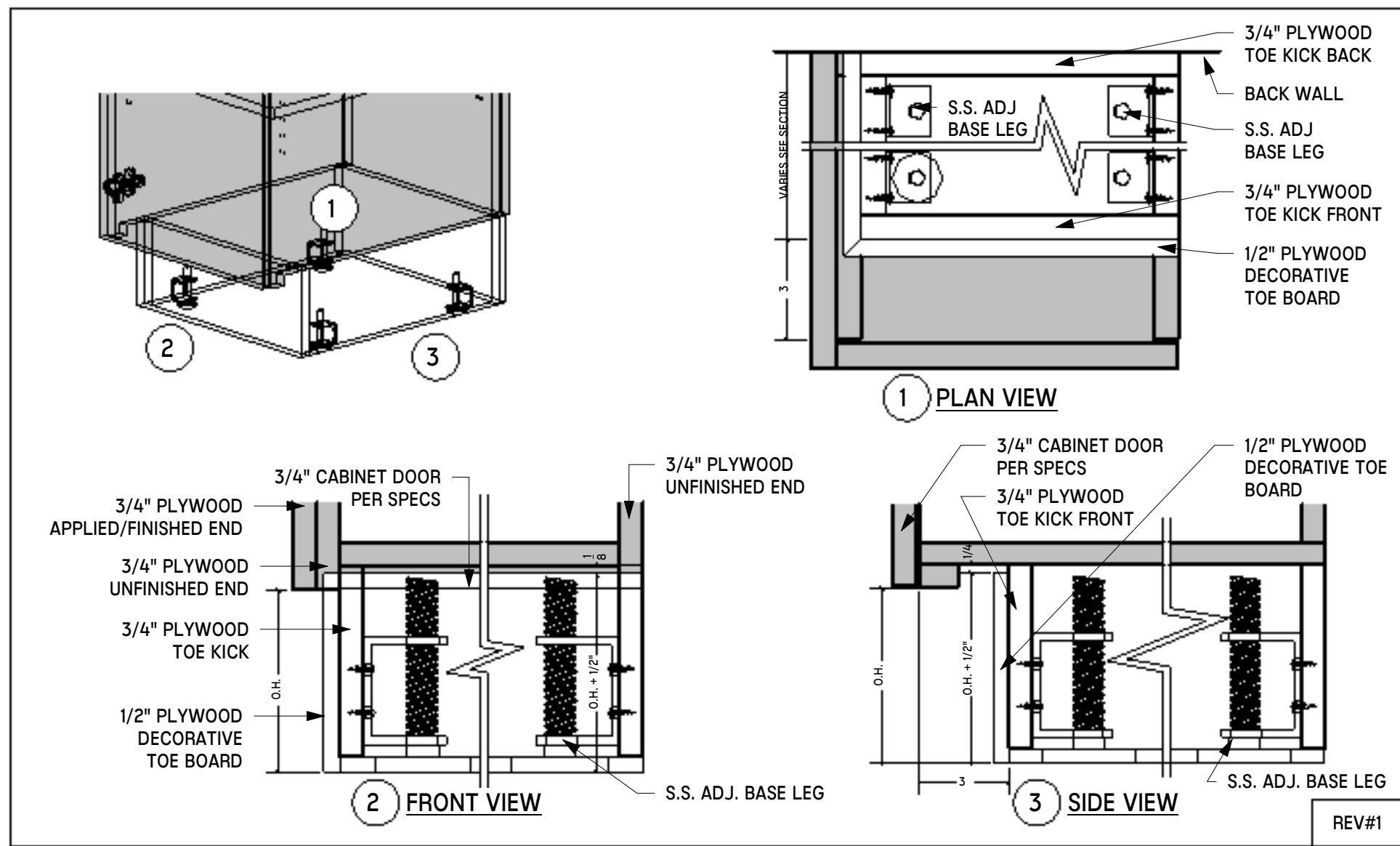
100%
CONSTRUCTION
DOCUMENTS

Project No.:
Date: 12/01/2025

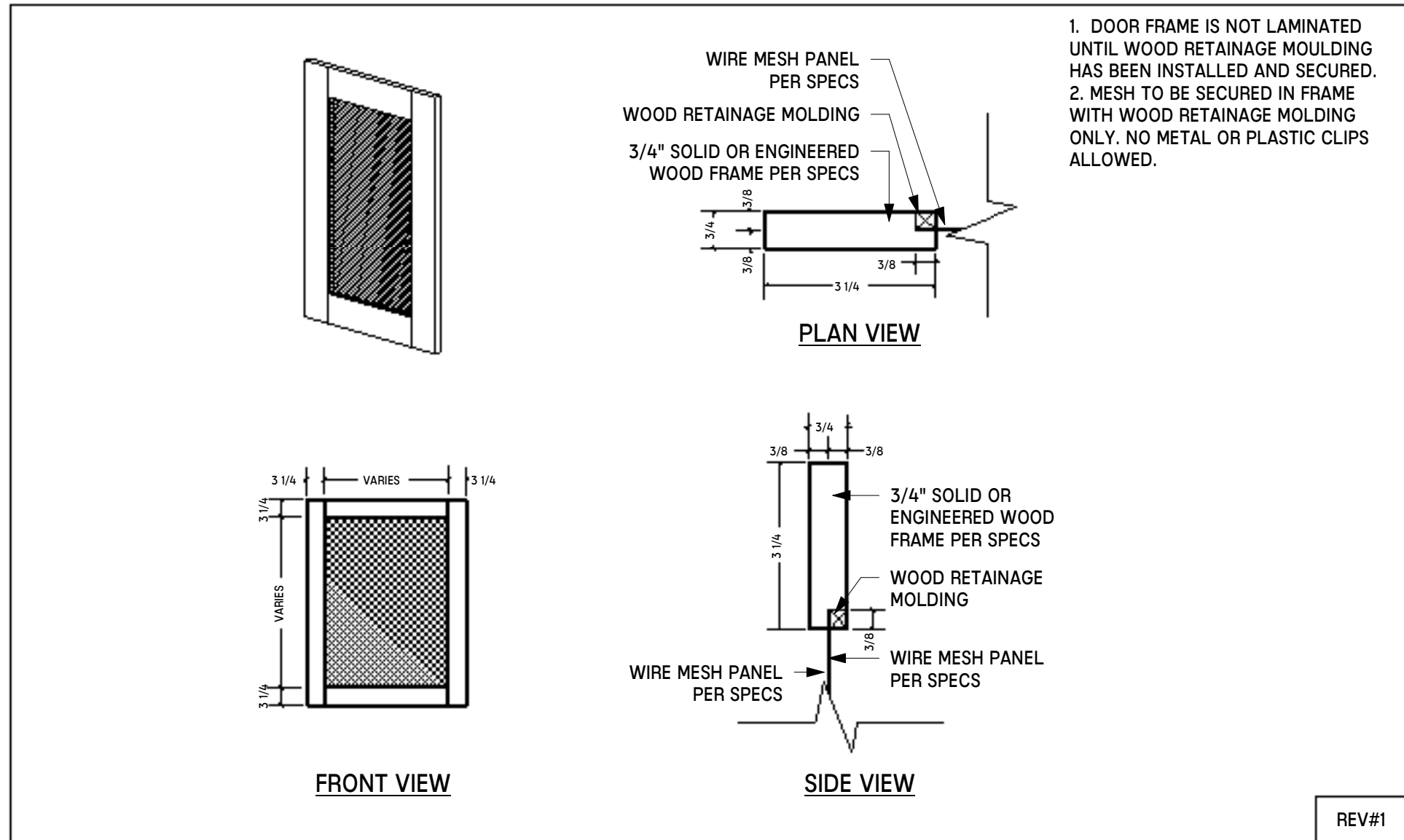
MILLWORK
CONSTRUCTION
DETAILS

QF-X900

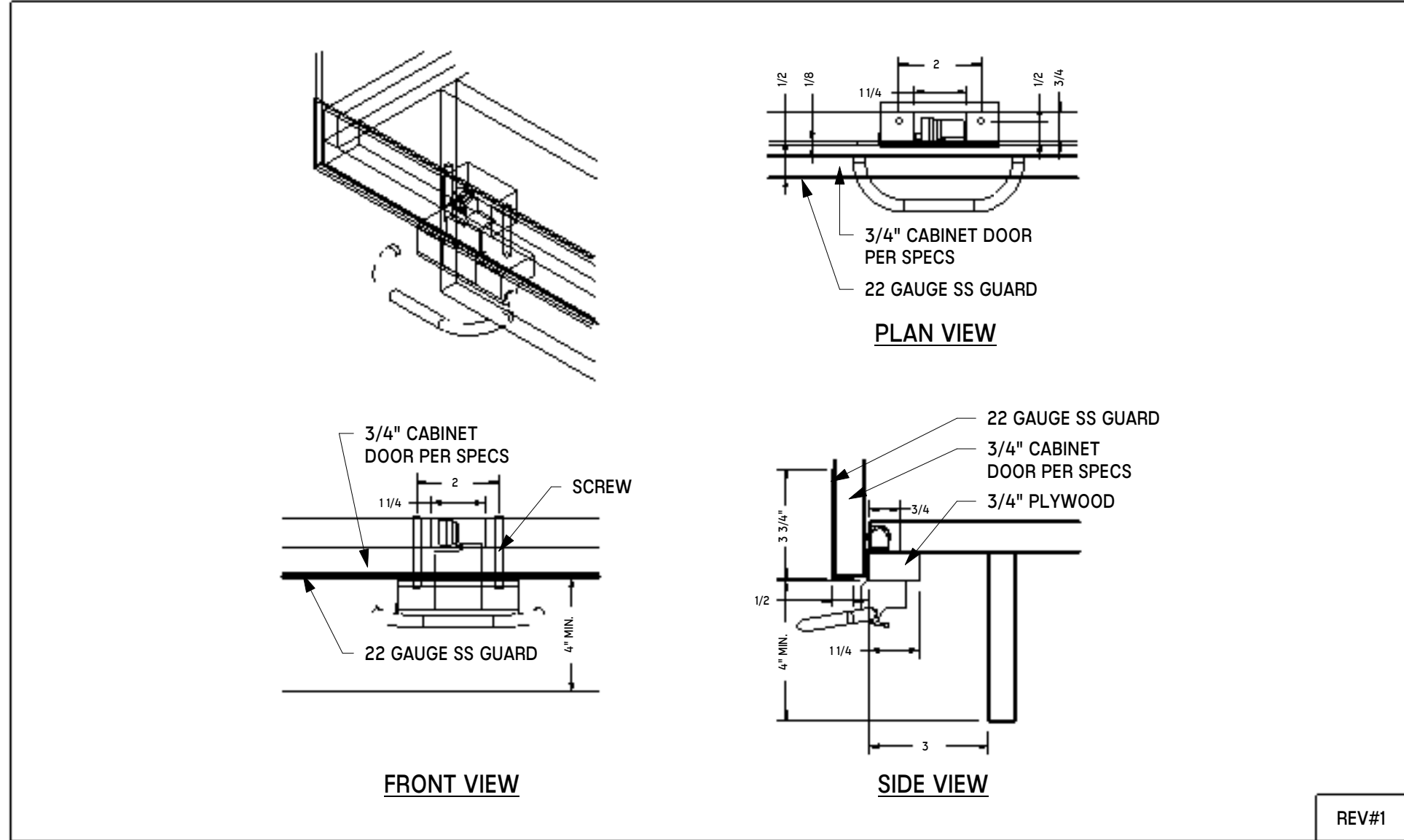
Autodesk Docs:WCR - Stage 2 - MC_AL_ILILifespaceWaterford_Mc-AL_R24_v1.rvt



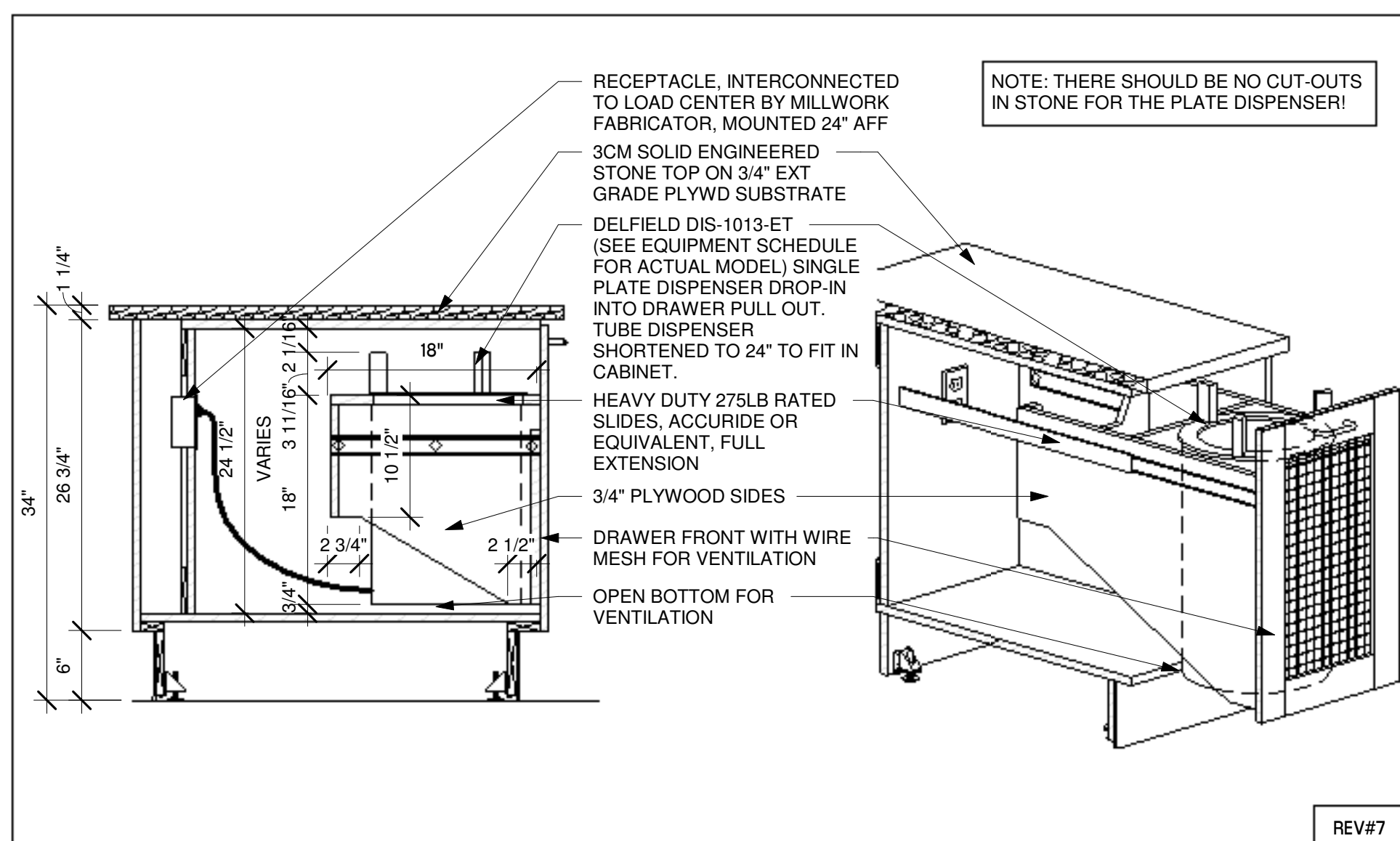
1 MWK-202 - TOE KICK DETAIL
NTS



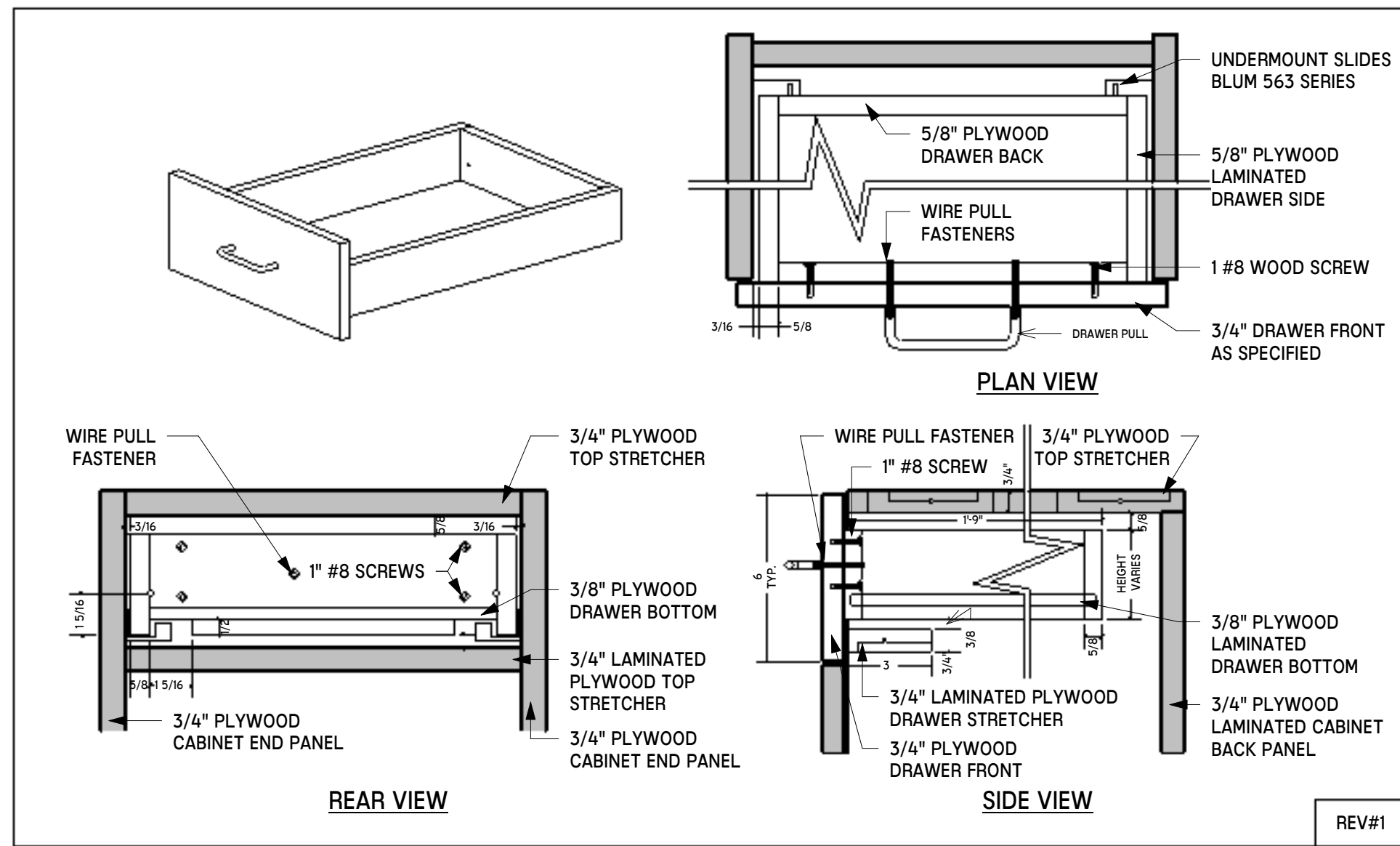
4 MWK-205 - WIRE MESH DOOR DETAIL
NTS



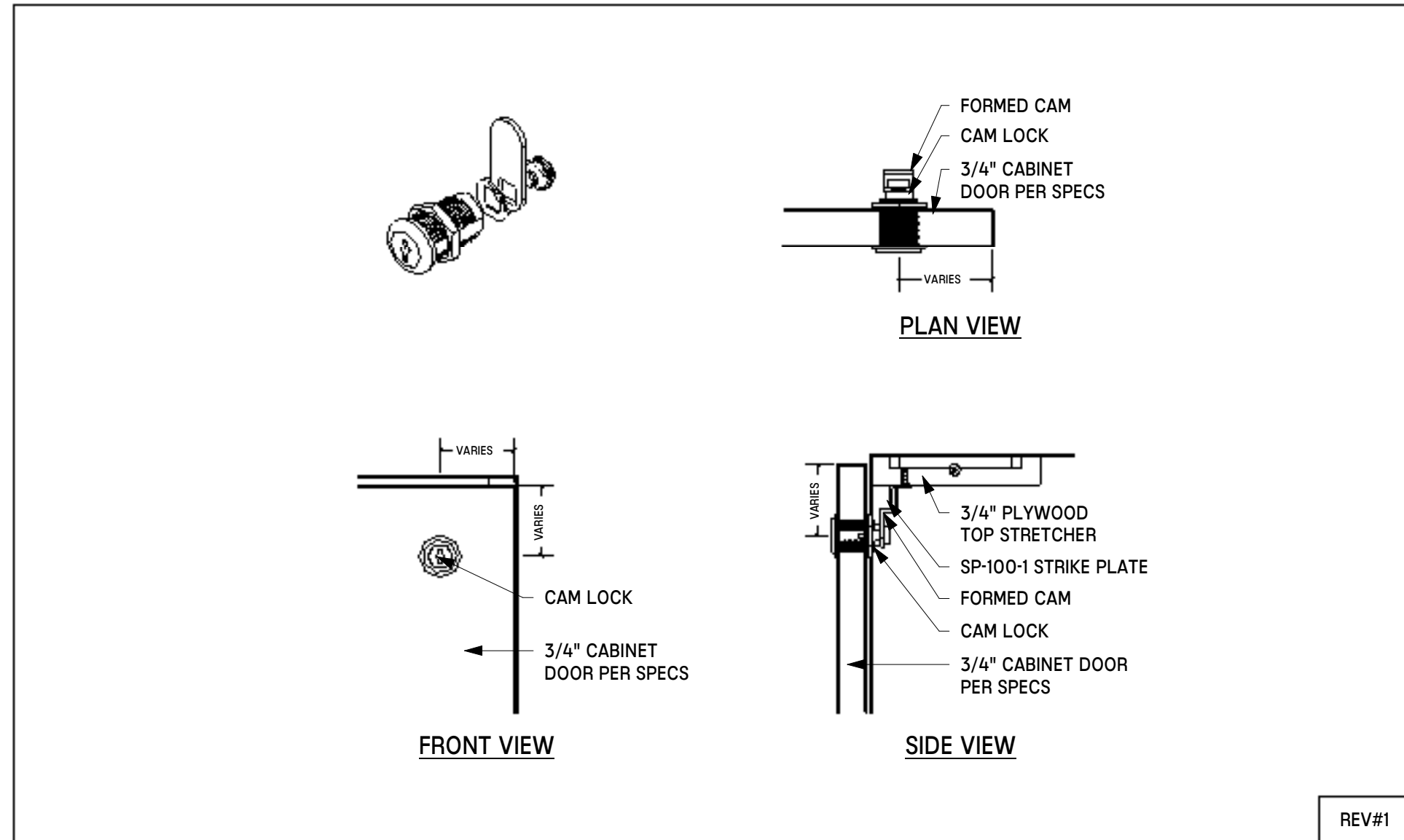
7 MWK-219 - FOOT PEDAL DETAIL
NTS



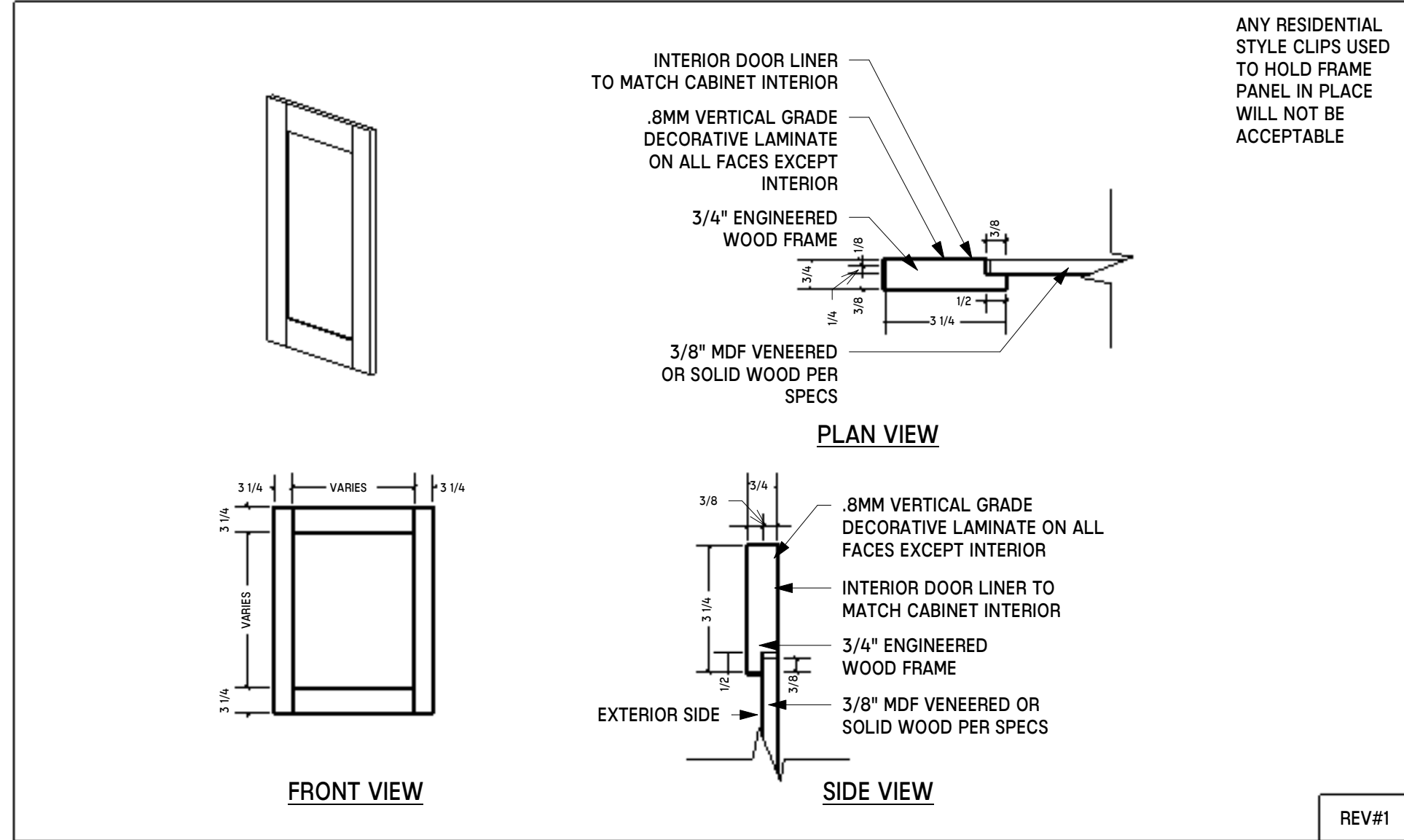
10 MWK-117 - PLATE PULL OUT DETAIL
NTS



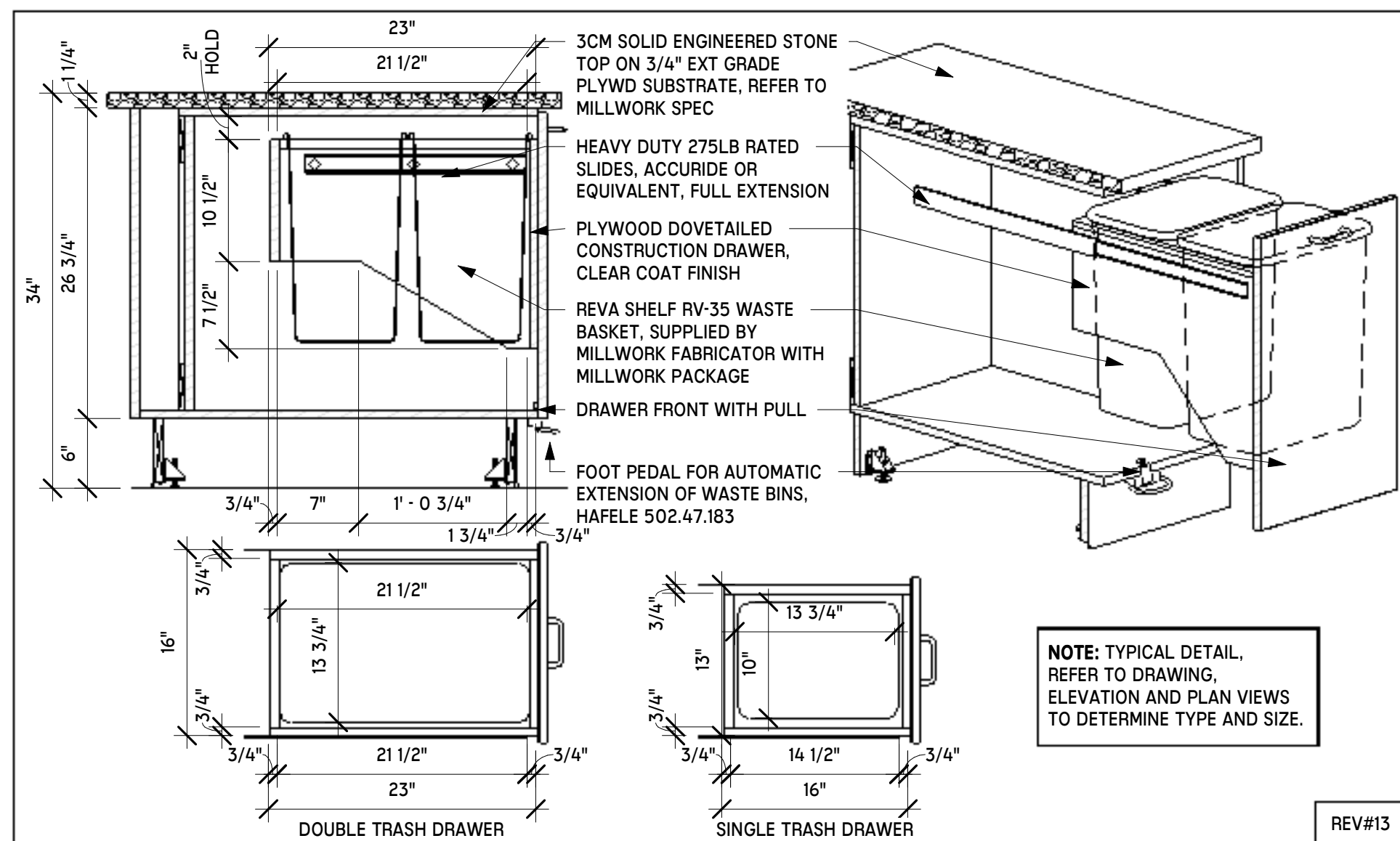
2 MWK-203 - DRAWER BOX DETAIL
NTS



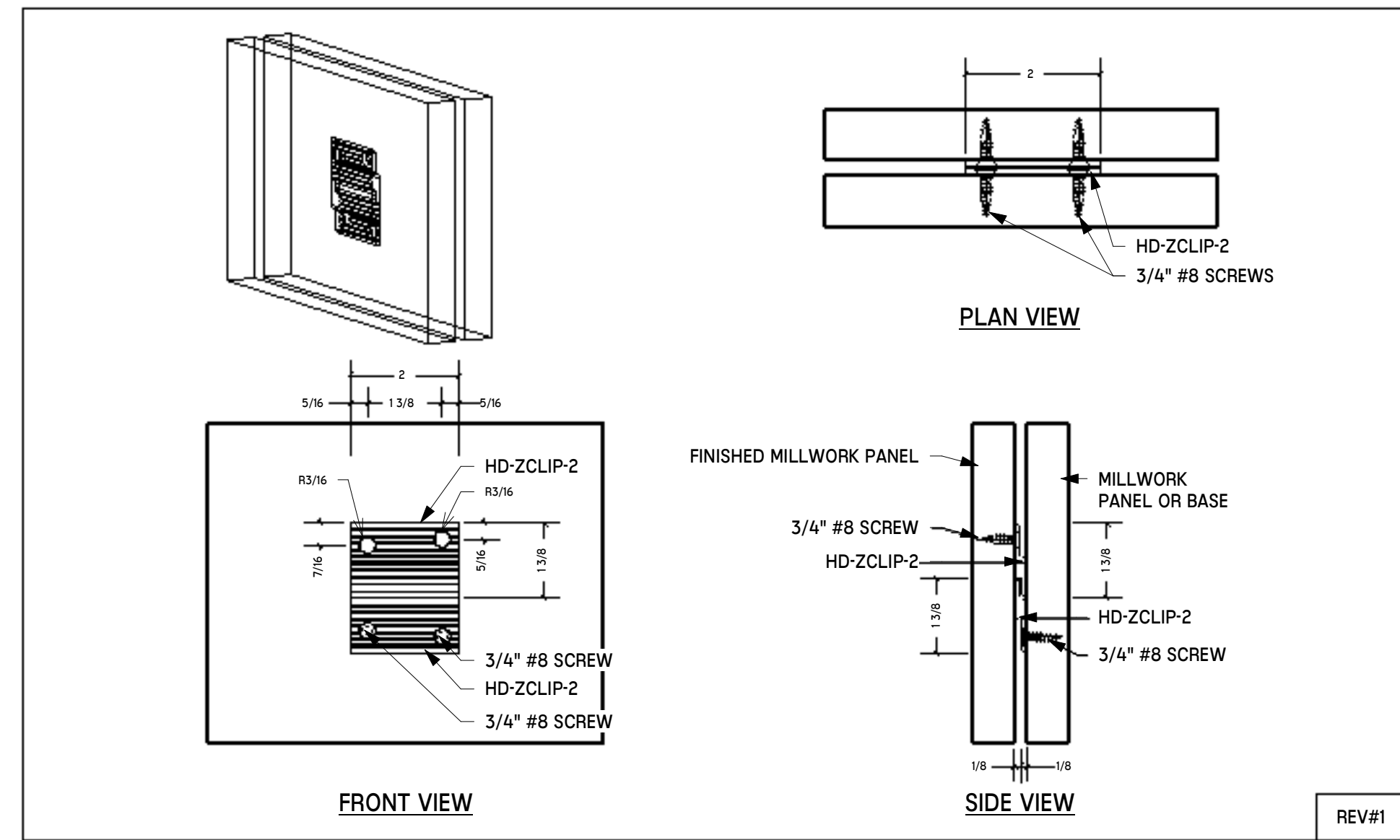
5 MWK-206 - CAM LOCK DETAIL
NTS



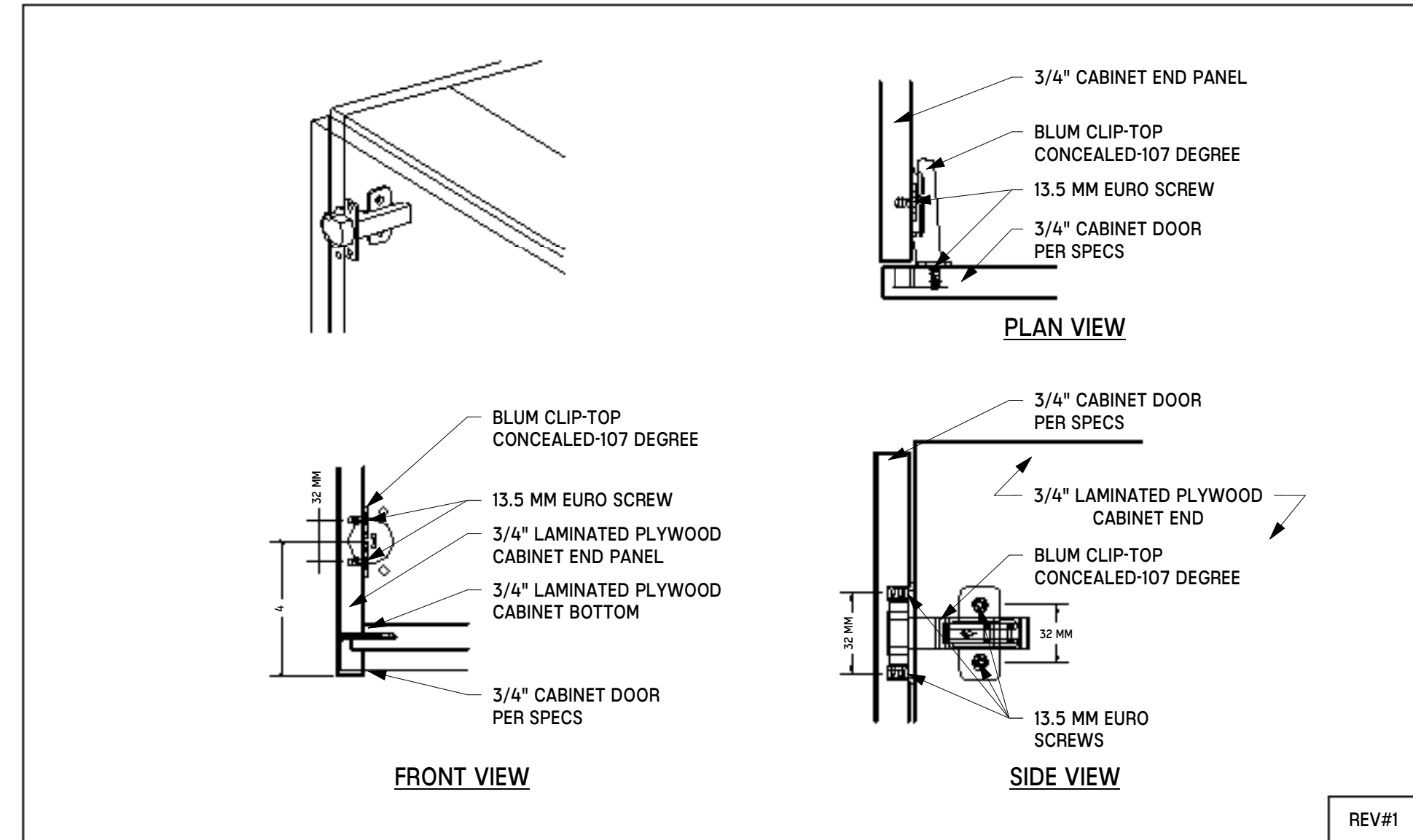
8 MWK-210 - FRAME PLAM DOOR DETAIL
NTS



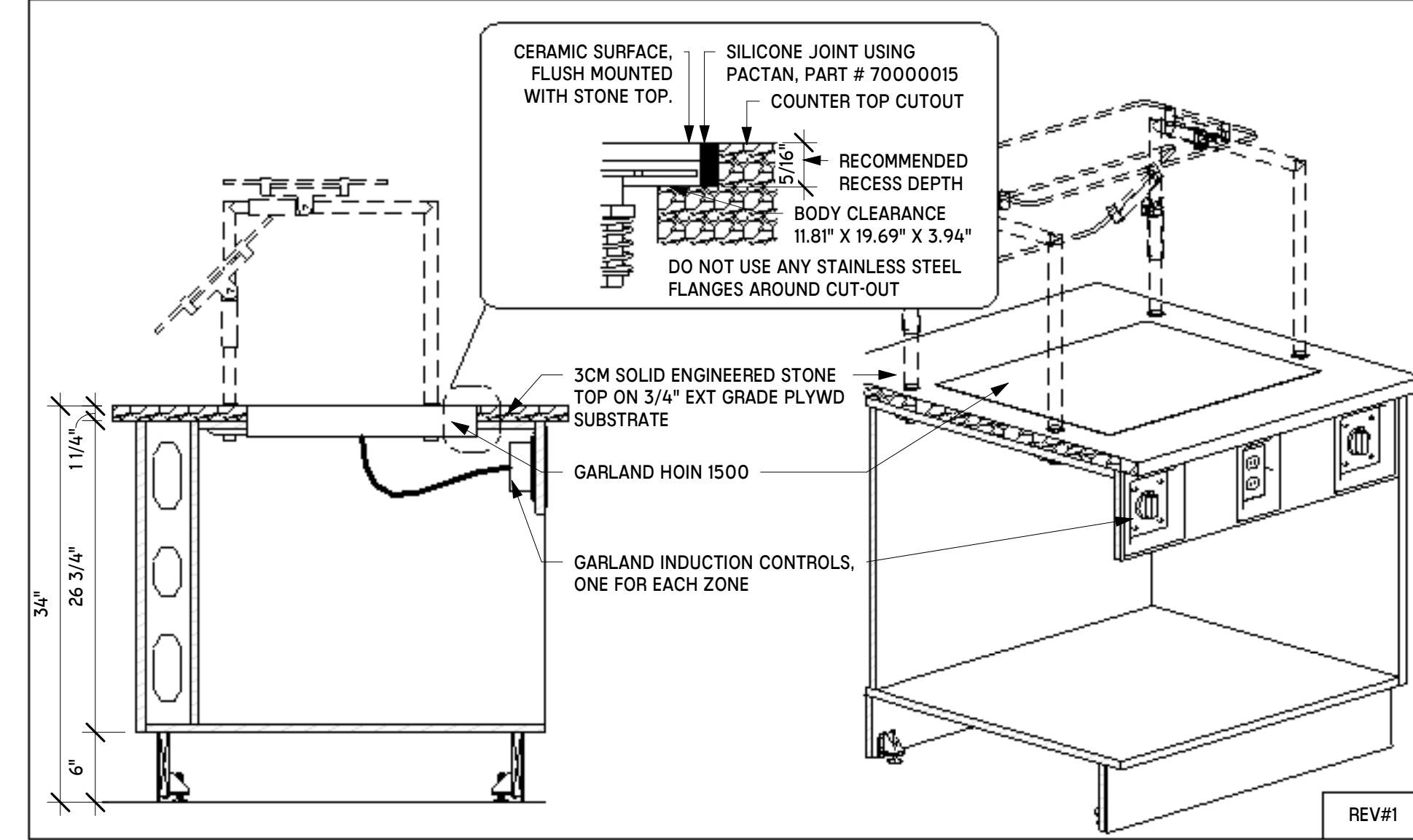
11 MWK-118 - TRASH PULL OUT
NTS



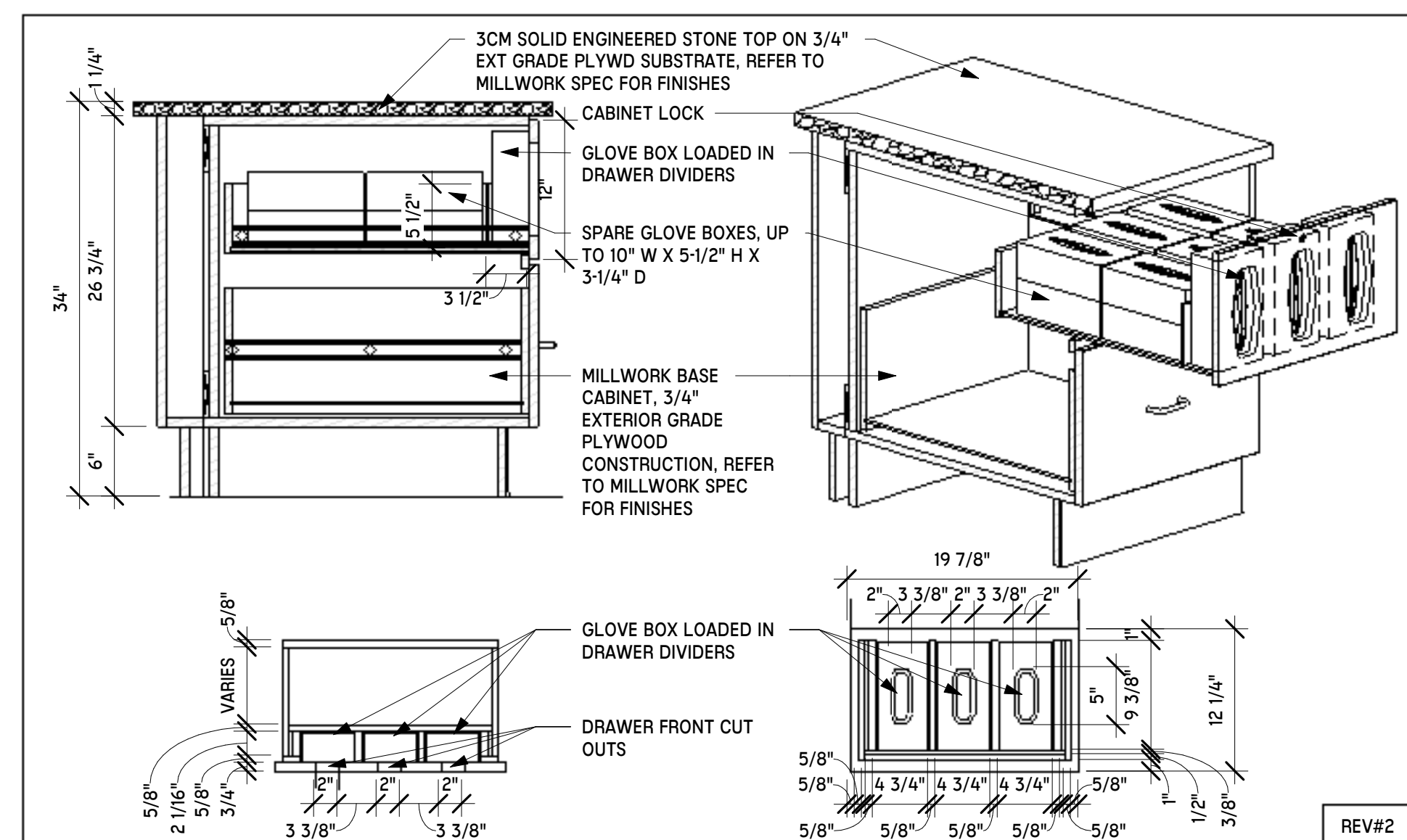
3 MWK-218 - Z CLIP DETAIL
NTS



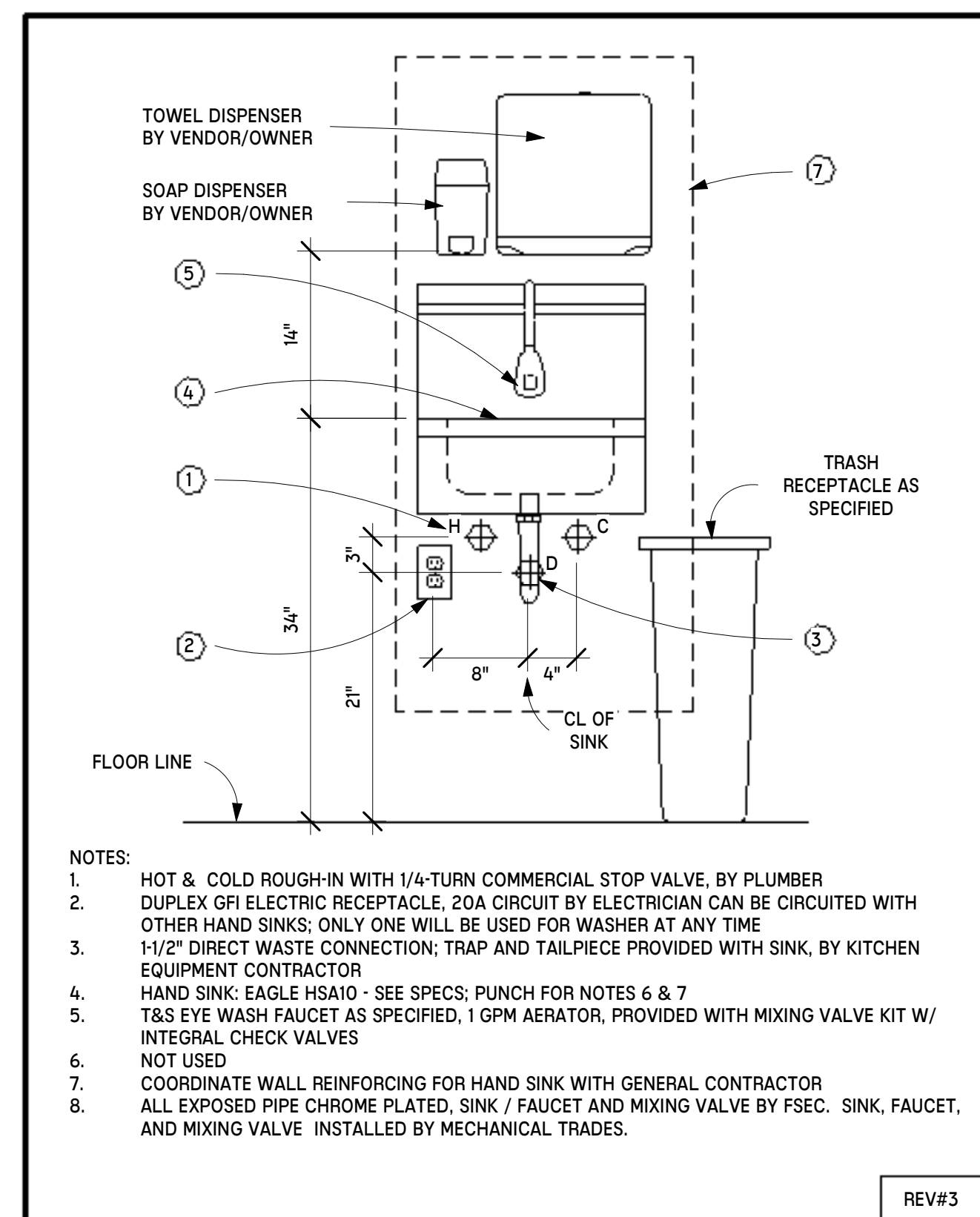
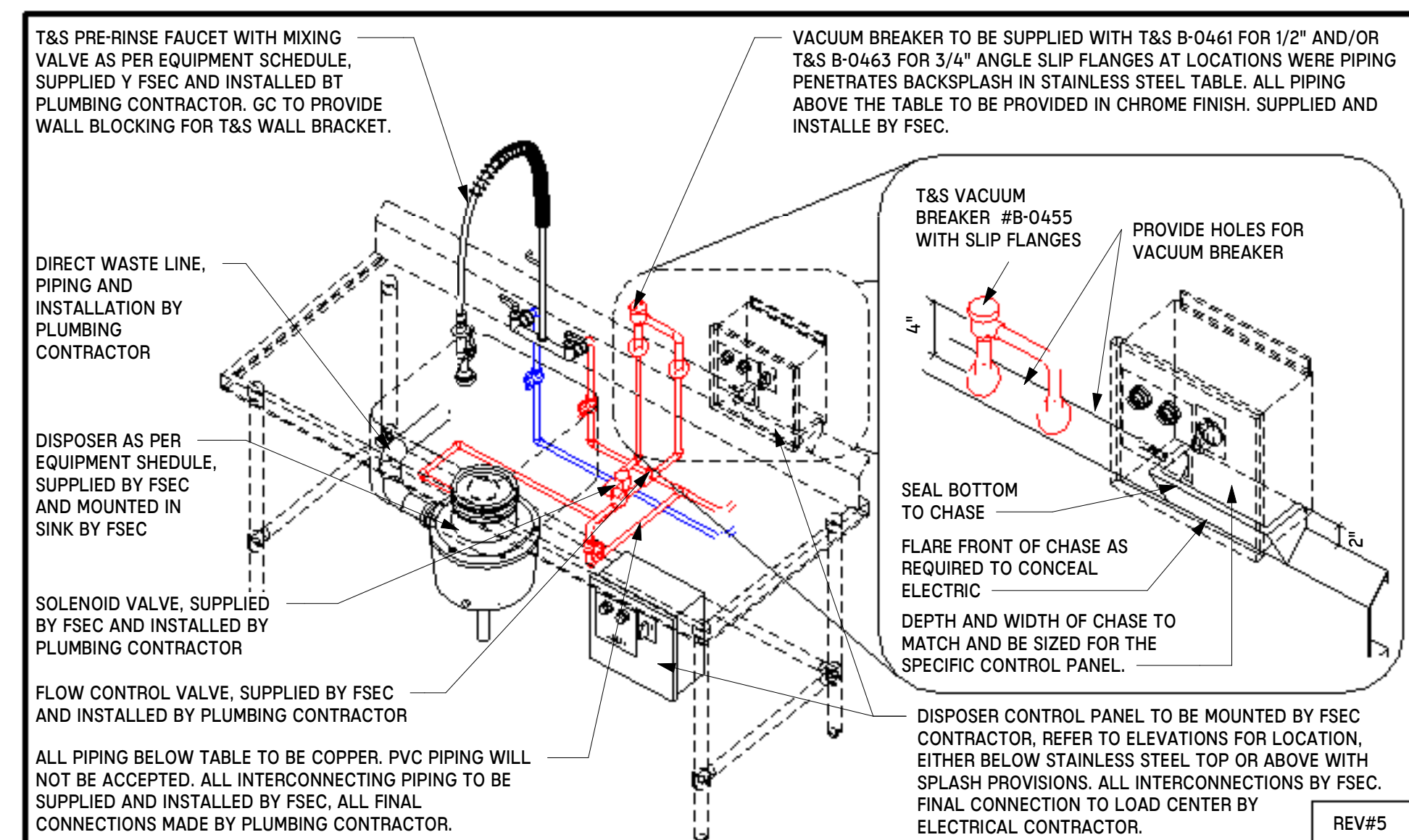
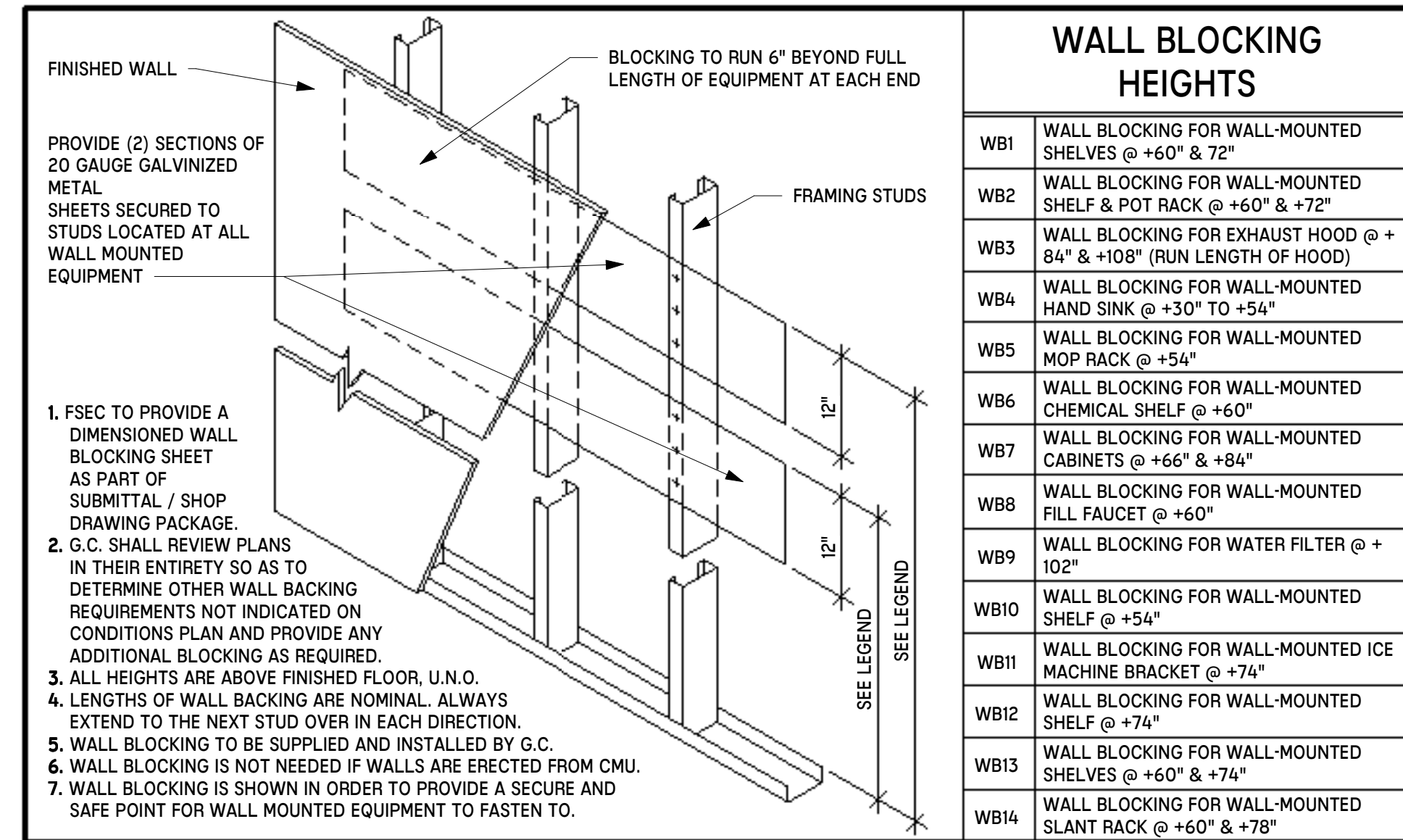
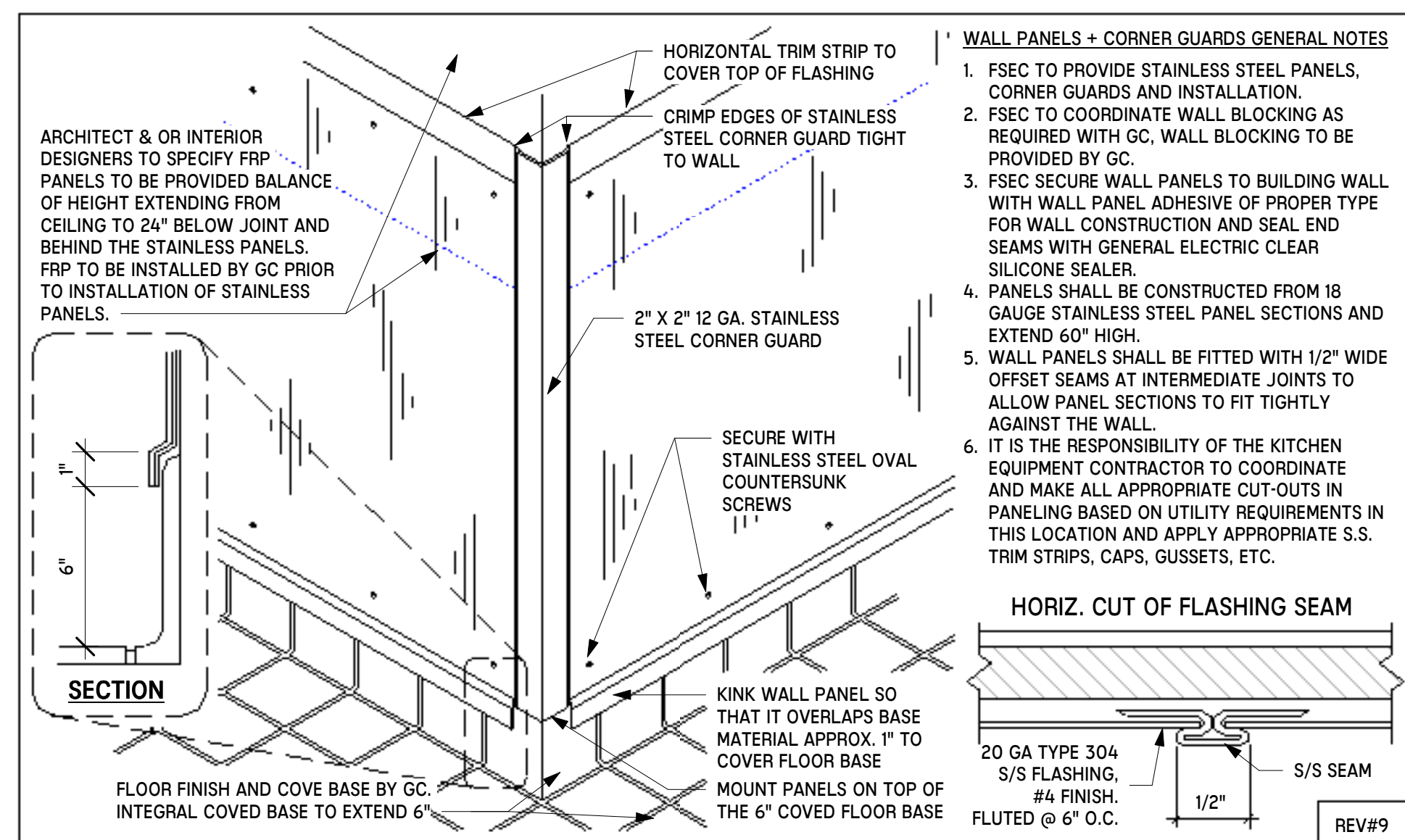
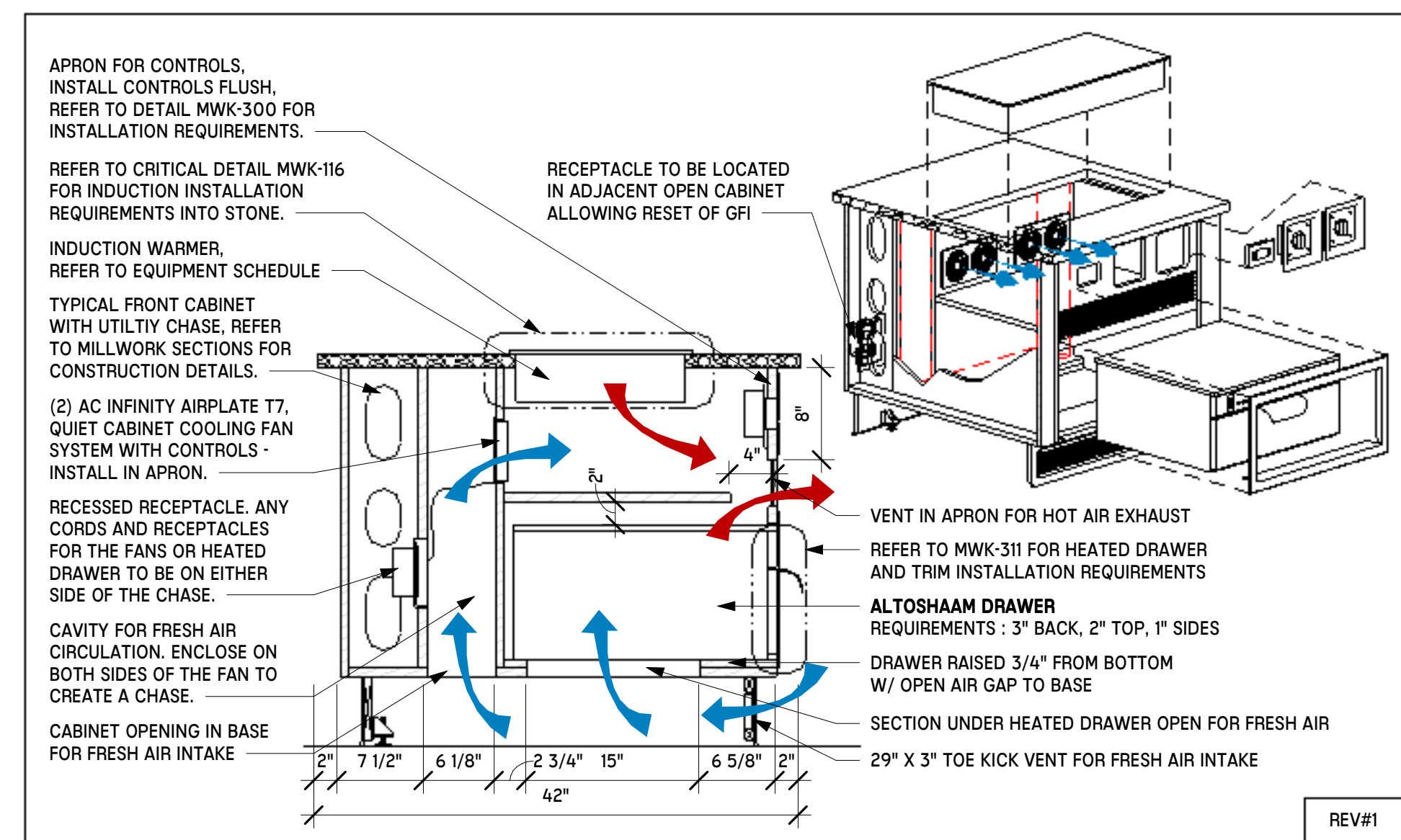
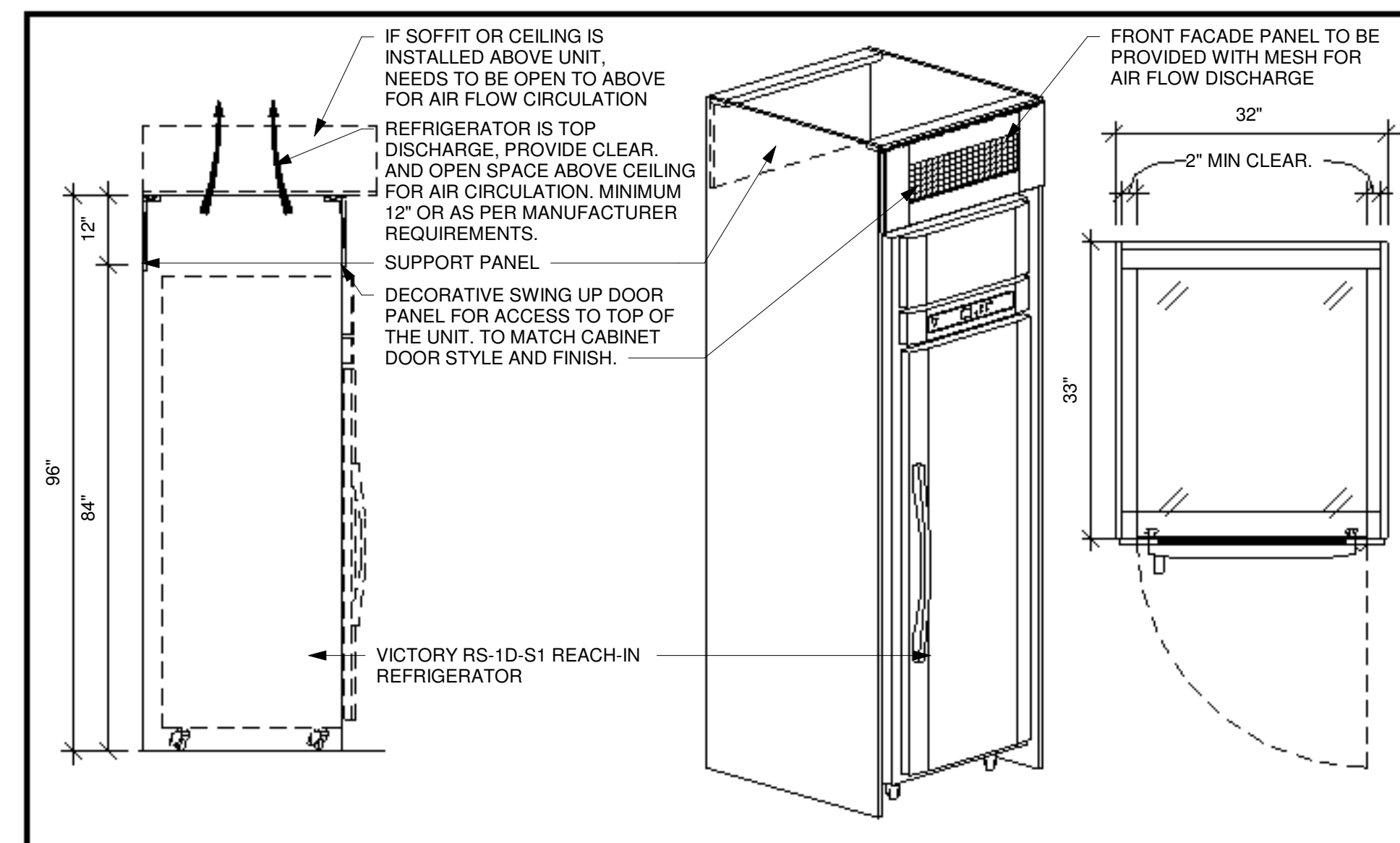
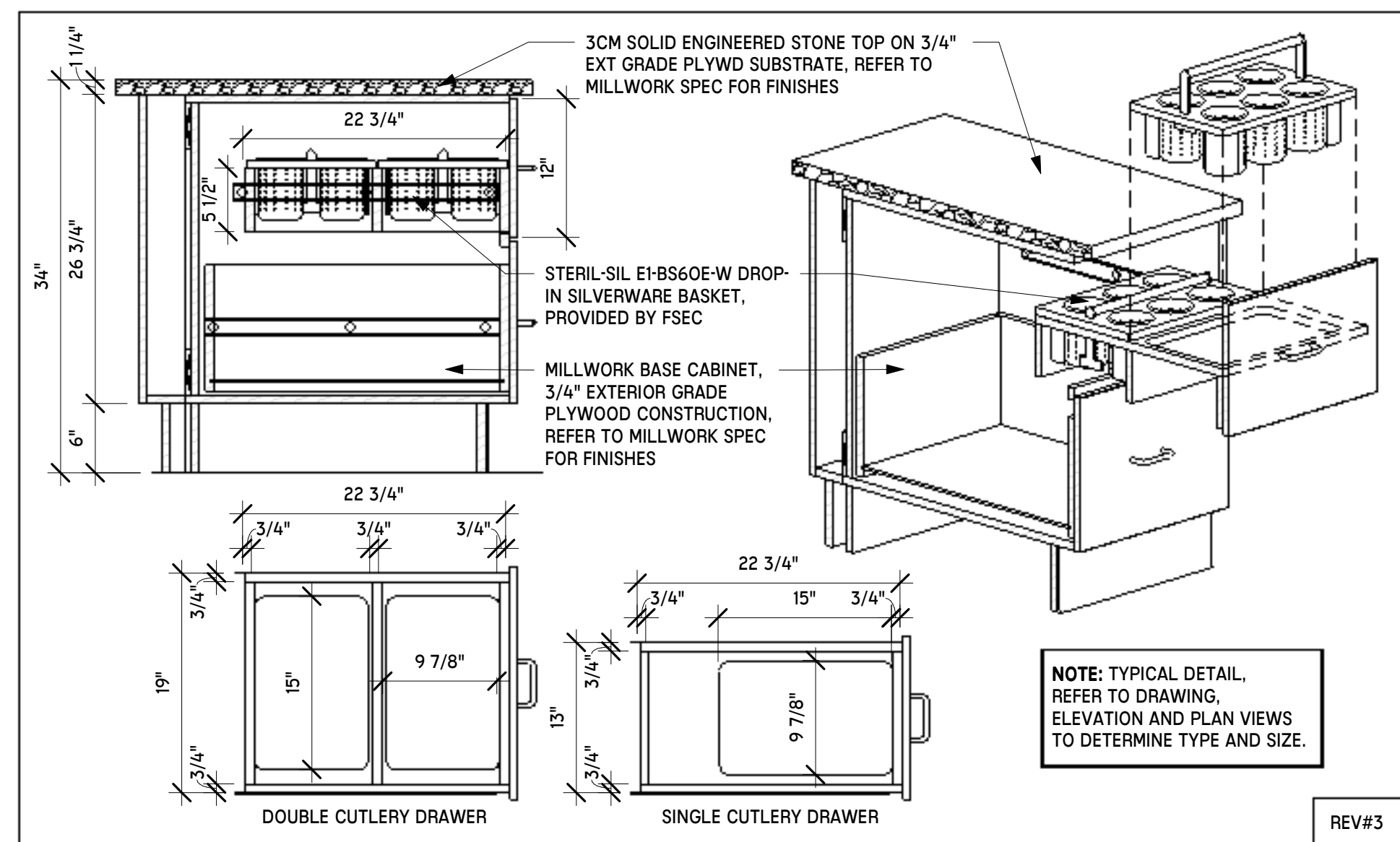
6 MWK-207 - HINGE DETAIL
NTS

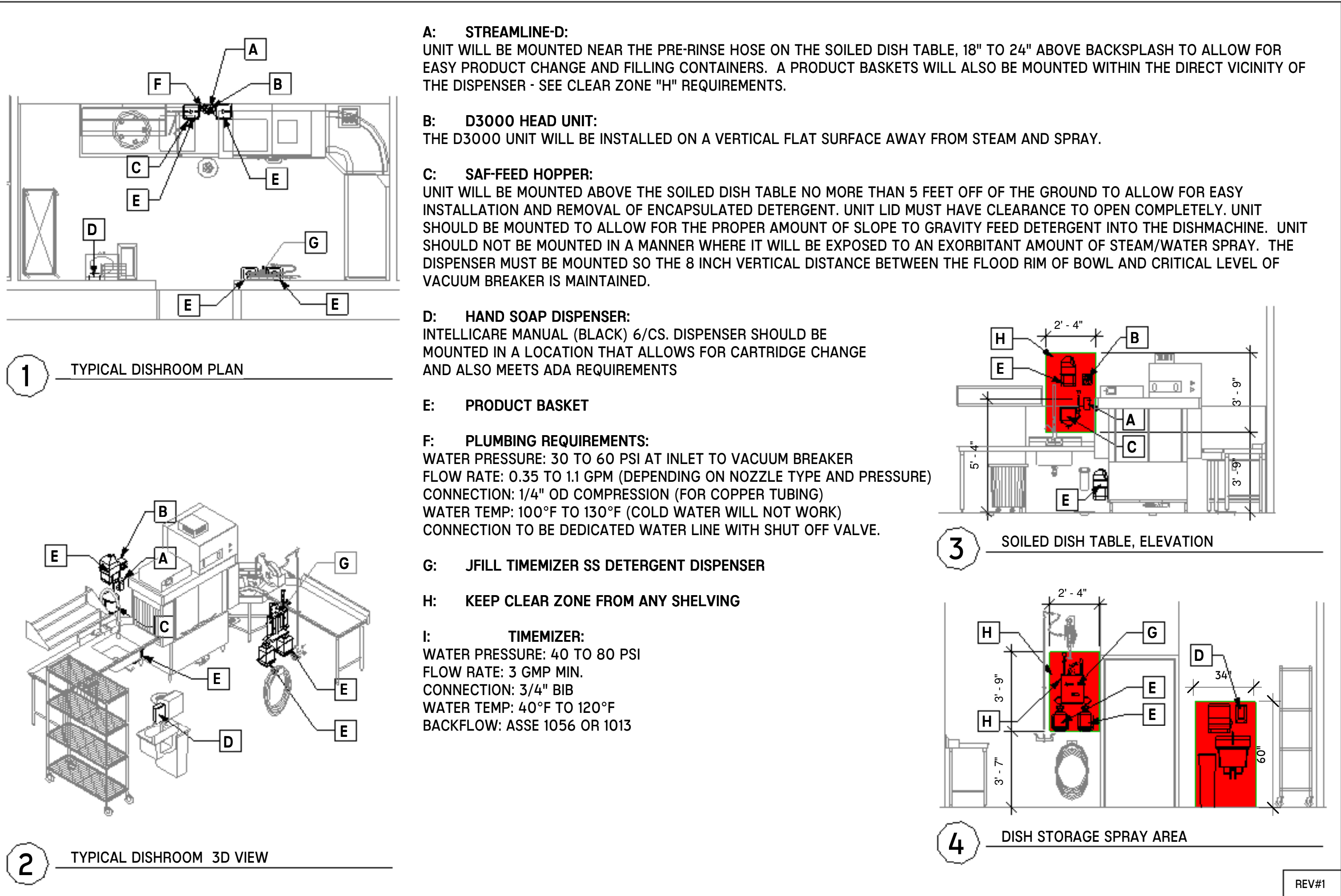


9 MWK-116 - GARLAND INDUCTION
NTS

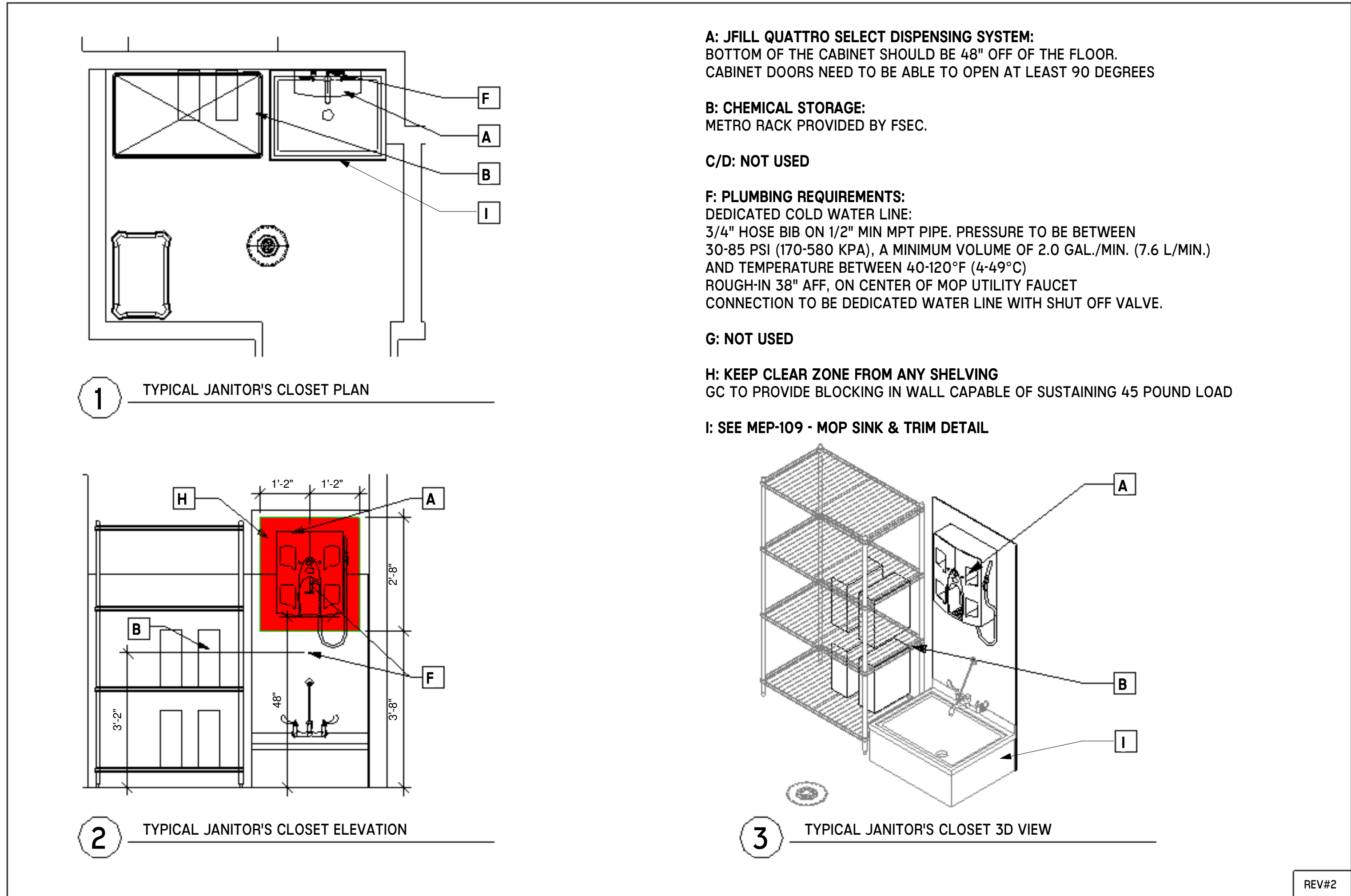


12 MWK-122 - GLOVE BOX DISPENSER DETAIL
NTS

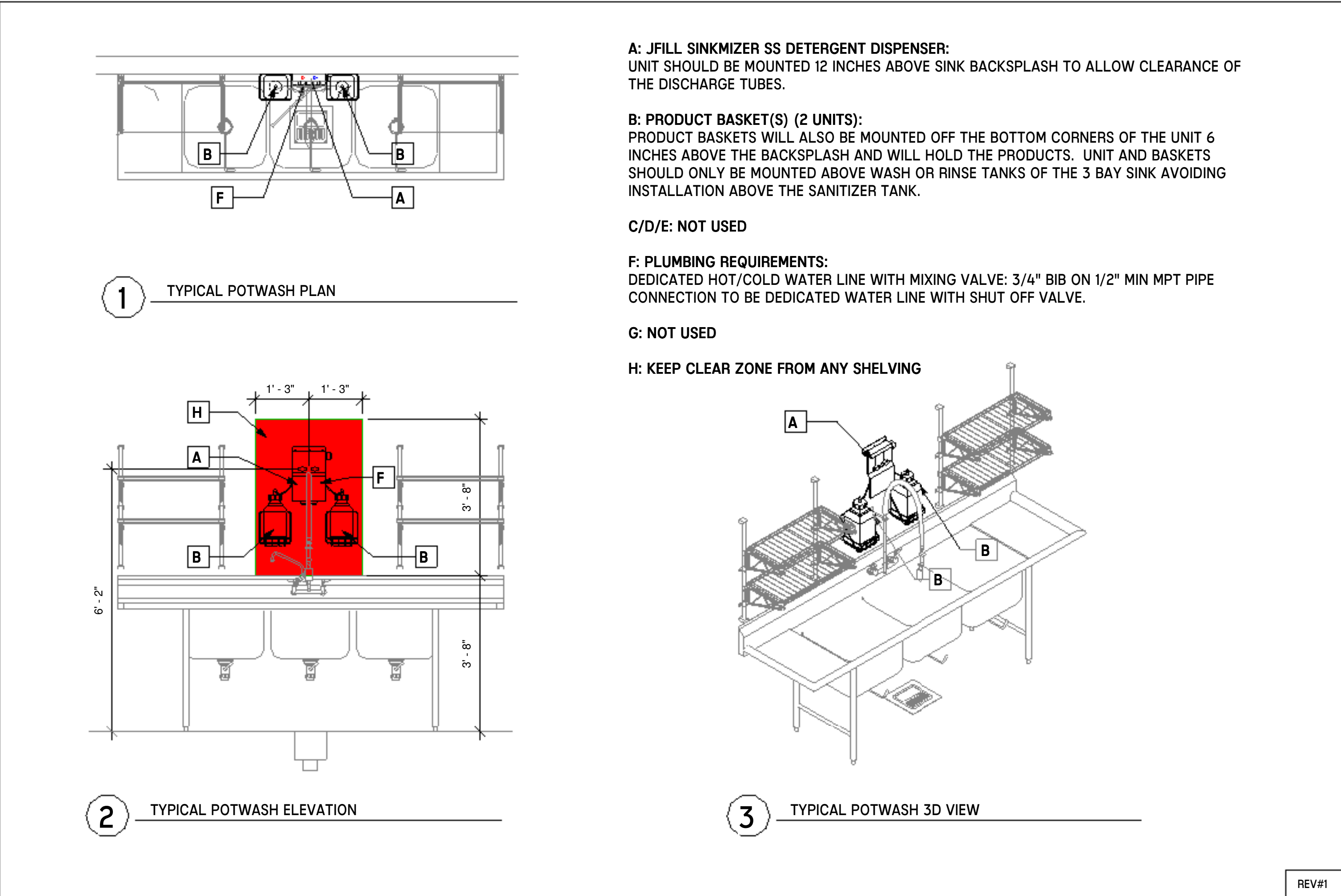




1 CH-1 - DISH MACHINE AND HAND SINKS
NTS



3 CH-3 - JANITOR CLOSET MOP SINKS
NTS



2 CH-2 - POTWASHING 3 BOWL SINKS
NTS

NO.	DATE	DESCRIPTION
08/22/25	DESIGN	DEVELOPMENT
04/07/25	SCHEMATIC	DESIGN

LIFESPACE THE WATERFORD DINING
RENOVATION
601 UNIVERSE BOULEVARD, JUNO BEACH, FL - 33408

SCOPOS
hospitality group
300 W. Chestnut St, Suite 201,
Ephrata, PA 17522
717-733-5810
scoposhospitalitygroup.com

THW
DESIGN

COPYRIGHT ©
THOMPSON HANCOCK WITTE &
ASSOCIATES, INC.

2100 RiverEdge Parkway
Suite 900
Atlanta, GA 30328

2632 Broadway Street
Suite 201, South Building
San Antonio, TX 78215

PH: 770 916 2220
FAX: 770 916 2299

www.thw.com

100%
CONSTRUCTION
DOCUMENTS

Project No.:
Date: 12/01/2025

TYPICAL
DETAILS

QF-X903