


ST. LUCIE COUNTY - PORT ST. LUCIE BRANCH LIBRARY



180 NW PRIMA VISTA BLVD,
PORT ST. LUCIE, FL 34983
S + A Project No.22026

CONSULTANTS

CIVIL ENGINEER	
CULPEPPER & TERPENING INC. 2980 S 25th St Fort Pierce, FL 34981	TEL. (772) 464-3537
LANDSCAPE ARCHITECT	
LUCIDO & ASSOCIATES 701 SE Ocean Blvd Stuart, FL 34994	TEL. (772) 220-2100
STRUCTURAL ENGINEER	
JEZERINAC GROUP, PLLC 480 Hibiscus St #107 West Palm Beach, FL 33401	TEL. (561) 622-8585
MEP ENGINEERS	
OCI ASSOCIATES, INC. 181 Melody Ln Suite 107 Fort Pierce, FL 34950	TEL. (772) 466-1165
LIBRARY DESIGN SPECIALIST	
STUDO SHEA BROOKLYN, NEW YORK	TEL. 929.430.5835



Song + Associates


Architecture • Planning • Interior Design

1545 CENTERPARK DR N, WEST PALM BEACH, FL 33401

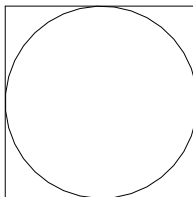
BID DOCUMENTS
02/28/2024

TO THE BEST OF MY KNOWLEDGE,
THESE DRAWINGS AND THE
PROJECT MANUAL ARE COMPLETE
AND COMPLY WITH "THE FLORIDA
BUILDING CODE", THE "FLORIDA FIRE
PREVENTION CODE", AND OTHER
APPLICABLE CODES AND
REGULATIONS, AS DETERMINED BY
THE LOCAL AUTHORITY IN
ACCORDANCE WITH FBC CH. 105
AND 633 FLORIDA STATUTES.

Seal :



SET NO.



Name : ROBERT M. CASTROVINCI
License # : AR98054

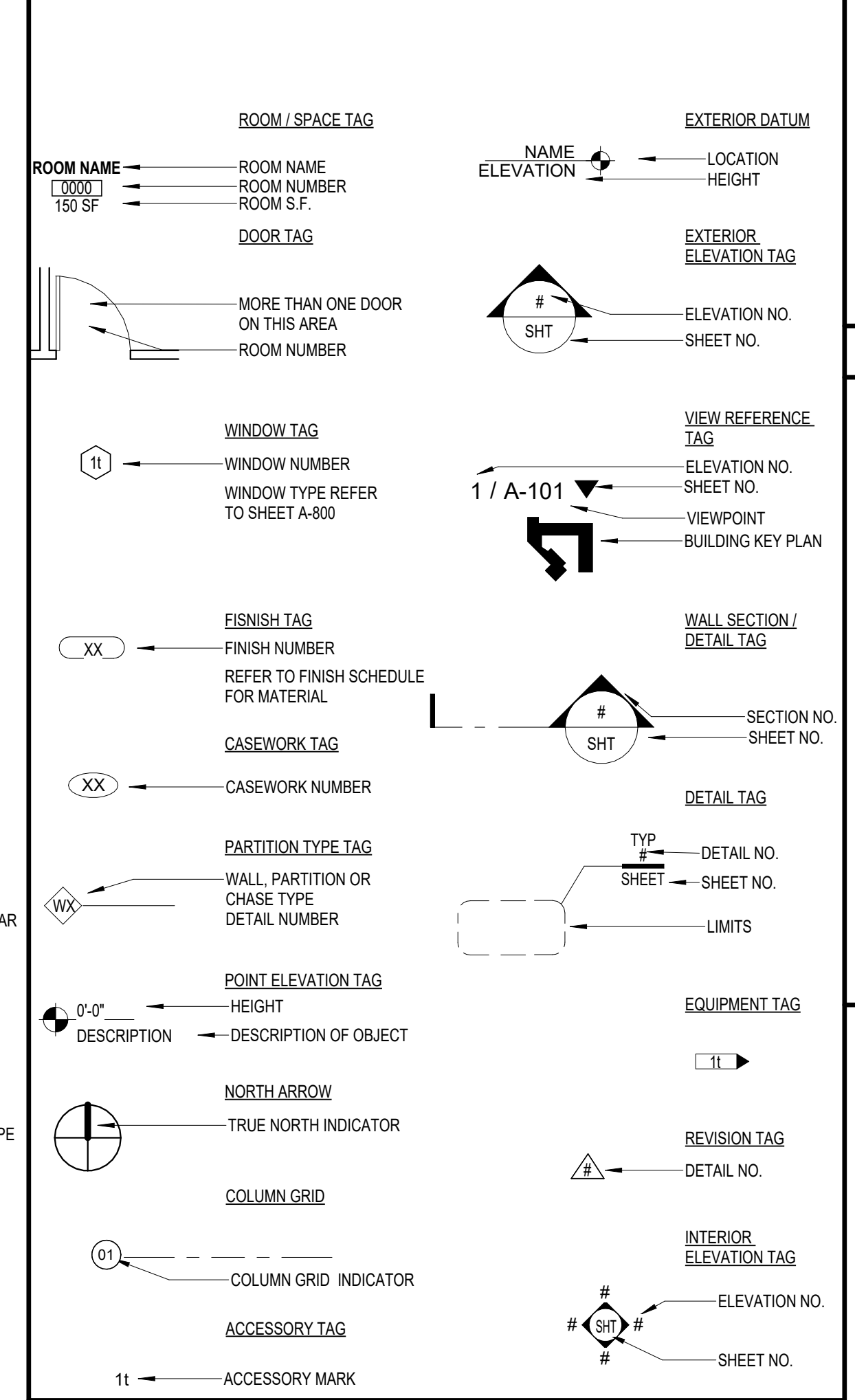
GENERAL NOTES

1. CONTRACTOR SHALL BE RESPONSIBLE FOR VISITING THE SITE AND VERIFYING ALL FIELD CONDITIONS PRIOR TO SUBMITTAL OF A BID PROPOSAL. ANY AND ALL DISCREPANCIES ARE TO BE REPORTED TO THE ARCHITECT PRIOR TO THE COMMENCEMENT OF ANY CONSTRUCTION FOR CLARIFICATION AND DIRECTION.
2. SECTIONS SHOWN ARE INTENDED TO SHOW THE SPECIFIC CONSTRUCTION WHERE INDEXED AS WELL AS ESTABLISH THE GENERAL CONSTRUCTION DETAILS FOR SECTIONS THROUGHOUT THE PROJECT WHICH DO NOT HAVE SPECIFIC SECTIONS DRAWN. THE MOST SIMILAR SECTION SHALL BE ADAPTED TO ANY SECTION NOT DETAILED. ANY SPECIFIC QUESTIONS CONCERNING CONSTRUCTION NOT ADEQUATELY COVERED BY THE ABOVE SHOULD BE DIRECTED TO THE PROJECT MANAGER.
3. UNLESS OTHERWISE NOTED AS EXISTING OR RELOCATED, ALL CONSTRUCTION IS TO BE ASSUMED NEW AND FURNISHED AND INSTALLED (PROVIDED) BY THE CONTRACTOR.
4. ALL NEW WALLS ARE TO EXTEND TO THE UNDERSIDE OF DECK ABOVE (UNLESS NOTED OTHERWISE) AND BE SEALED AT THE TOP AND BOTTOM FOR SOUND AND SMOKE. PROVIDE FIRE SAFING INSULATION AS REQUIRED TO MAINTAIN INDICATED FIRE RATING.
5. REFER TO MECHANICAL, PLUMBING, ELECTRICAL AND TECHNOLOGY DRAWINGS FOR NOTES PERTAINING TO THEIR PARTICULAR TRADES AND FIELD CHECK AGAINST ANY CONFLICTS BETWEEN DRAWINGS. GENERAL CONTRACTOR SHALL COORDINATE THE WORK OF ALL TRADES AND REPORT TO ARCHITECT ANY UNFORESEEN CONFLICTS BETWEEN EXISTING CONDITIONS AND NEW WORK.
6. ANY AREAS OR SPACES NOT CLEARLY DEFINED OR INDICATED BY NOTES SHALL BE OF SAME MATERIAL AND FINISH AS AREAS OF SIMILAR USE ELSEWHERE IN THE BUILDING.
7. WALL AND CEILING FINISHES SHALL INCLUDE PROJECTIONS, BEAM ENCLOSURES, RECESSES, BULKHEADS, PILASTERS AN/ OR OTHER ENCLOSURES.
8. ALL APPURTENANCES BUILT INTO OR THROUGH WALLS, INCLUDING DOORS, DUCTS, WINDOWS, LOUVERS, GRILLES, MECHANICAL WORK, ETC., SHALL FIT SNUGLY AND BE THOROUGHLY SEALED AROUND PERIMETERS. WORK AT EXTERIOR WALLS SHALL BE FLASHED OR OTHERWISE WATERPROOF SEALED.
9. FIELD CHECK ROUGH AND/OR FINISH DIMENSIONS FOR ACCURATE FITTING OF CABINETS, COUNTERS, MILLWORK, LOCKERS, DOORS, WINDOWS, LOUVERS, FIXTURES, SHELVING, GATES AND ALL OTHER INSTALLATIONS PRIOR TO SHOP OR FACTORY FABRICATIONS; PROVIDE AND INSTALL NECESSARY FILLER STRIPS, SCRIBE STRIPS, BASES, CLOSURES, FINISHES AND TRIM TO COMPLETE SUCH INSTALLATIONS.
10. CONTRACTOR SHALL TIME ALL DELIVERY OF MATERIALS.
11. REFER TO DEMOLITION DRAWINGS FOR DISPOSITION OF FIXTURES, EQUIPMENT, ACCESSORIES, FURNISHINGS OR OTHER MATERIAL REMOVED AS TO DISCARD, SALVAGE OR RE-USE.
12. PROVIDE NEW CONCRETE FLOOR SLAB TO MATCH EXISTING IN ALL AREAS DISTURBED BY DEMOLITION OR NEW CONSTRUCTION.
13. CONCRETE GENERAL: UNLESS OTHERWISE NOTED, ALL CONCRETE WORK SHALL CONFORM TO ALL REQUIREMENTS AND RECOMMENDATIONS OF SPECIFICATION FOR "STRUCTURAL CONCRETE FOR BUILDINGS", ACI-301-99 MINIMUM COMPRESSIVE STRENGTH AT 28 DAYS SHALL BE 3000 PSI. MAXIMUM W/C RATIO SHALL BE 0.6, AGGREGATE SHALL BE #57 OR LARGER, MINIMUM COMPRESSIVE STRENGTH FOR GROUT AT 28 DAYS SHALL BE 2500 PSI.
14. FOOTINGS TO BEAR ON UNDISTURBED SOIL (LOCAL SAND), WHICH HAS AN ASSUMED BEARING CAPACITY IN EXCESS OF 2000 PSF. AREA BELOW FOOTINGS SHALL BE FREE OF ALL VEGETATION, STUMPS, ROOTS, OR FOREIGN MATERIAL. BEARING STRATA SHALL BE COMPACTED TO 98% MODIFIED PROCTER IN ACCORDANCE WITH D-1557.
15. METAL: ALL NEW EXPOSED STEEL TO BE HOT DIPPED GALVANIZED, PRIMED AND PAINTED. ALL METALS USED ON THE ROOFS ARE TO BE STAINLESS STEEL, THIS INCLUDES COPING CAP, FLASHINGS, DOWNSPOUTS & COLLECTOR BOXES.
16. ISOLATE DISSIMILAR METAL MATERIALS.
17. CONSULT PLUMBING, HVAC, ELECTRICAL AND TECHNOLOGY DRAWINGS FOR LOCATIONS AND DESCRIPTIONS OF ACCESS PANELS, LOUVER OPENINGS, VENTILATORS, GRILLES, VALVE CABINETS, FIRE DAMPERS OR OTHER APPURTENANCES AFFECTING WALLS, CEILINGS OR FLOORS AND PROVIDE NECESSARY LINTELS, SUPPORT OR ANCHORING.
18. EQUIPMENT REQUIRING WATER, WASTE AND/OR GAS TO FUNCTION SHALL BE SUPPLIED WITH WATER, WASTE AND/ OR GAS REGARDLESS WHETHER INDICATED ON THE PLANS OR NOT.
19. ELECTRIC SWITCHES, OUTLETS, THERMOSTATS, CLOCKS, CONTROLS, SPEAKER, FLAGPOLE HOLDERS, OR OTHER WALL MOUNTED ACCESSORIES SHALL BE INSTALLED IN AREAS UNOBTSTRUCTED BY CABINETS, COUNTER, TACK AND MARKER BOARDS, FIXTURES, SHELVING OR OTHER FURNISHINGS OR EQUIPMENT DESIGNATED FOR SPACES SHOWN ON DRAWINGS. ITEMS FOR WALL MOUNTING NOT TO BE INSTALLED ON, THROUGH OR INTO ANY EQUIPMENT OTHER THAN WALLS EXCEPT WHERE CALLED FOR, BACKING, AS MAY BE REQUIRED FOR SUPPORT, SHALL BE INCLUDED IN SCOPE OF WORK.
20. ELECTRICAL OUTLETS, CLOCKS, P.A. SPEAKERS OR OTHER DEVICES SHOWN ON THE ARCHITECTURAL DRAWINGS SERVE TO ALERT OTHER SUB-CONTRACTORS OF PRESENCE OF SUCH DEVICE. CONSULT THE ELECTRICAL DRAWINGS FOR FURTHER INFORMATION AND ADVISE ARCHITECT OF ANY CONFLICT OF LOCATION OR TYPE OF DEVICES SHOWN.
21. ELECTRIC SWITCHES, THERMOSTATS OR OTHER ELECTRONIC CONTROLS IN THE SAME VICINITY SHALL BE MOUNTED AT THE SAME HEIGHT FROM FLOOR ACCORDING TO CODE.
22. ELECTRICAL OUTLETS SHOWN ON THE ARCHITECTURAL PLAN AND /OR ELEVATIONS BUT NOT SHOWN ON THE ELECTRICAL PLANS ARE IN THE CONTRACT. ALTERNATELY, ELECTRICAL OUTLETS SHOWN ON THE ELECTRICAL PLANS BUT NOT ON THE ARCHITECTURAL PLANS ARE IN THE CONTRACT.
23. EQUIPMENT REQUIRING ELECTRICITY TO FUNCTION SHALL BE SUPPLIED WITH ELECTRICITY WHETHER INDICATED ON THE PLANS OR NOT.
24. EMERGENCY LIGHTING TO BE VERIFIED FOR COMPLIANCE FOR ALL "PATHS OF EGRESS". ADDITIONAL LIGHTING IS TO BE PROVIDED FOR COMPLIANCE AS NECESSARY.
25. ALL DIMENSIONS FOR NEW WORK ARE TO FACE OF STUDS, FACE OF CMU OR CONCRETE AND CENTERLINES OF COLUMNS, UNLESS OTHERWISE INDICATED. ALL DIMENSIONS TO EXISTING ARE TO FACE OF FINISH UNLESS OTHERWISE INDICATED. DIMENSIONS TAKE PRECEDENCE OVER SCALING OF DRAWINGS.
26. UPON COMPLETION OF THE WORK, PROPERTY AND ADJACENT AREAS SHALL BE LEFT CLEAN AND SATISFACTORY TO THE OWNER AND THE ARCHITECT.
27. GENERAL CONTRACTOR AND SUBS SHALL TAKE ALL MEANS NECESSARY TO PROVIDE A SAFE AND SECURE CONSTRUCTION BOUNDARY/ LIMIT OF CONSTRUCTION.
28. A PRE-CONSTRUCTION COORDINATION MEETING SHALL BE HELD WITH CONTRACTOR, OWNER AND ARCHITECT PRIOR TO THE START OF ANY DEMOLITION OR CONSTRUCTION.
29. CONTRACTOR SHALL PROVIDED A LIST OF ALL SUB-CONTRACTOR,S TO THE ARCHITECT PRIOR TO ANY DEMOLITION OR CONSTRUCTION.
30. GENERAL AND ALL SUB-CONTRACTOR, SHALL VISIT THE SITE AND PRECISELY EXAMINE THE EXISTING STRUCTURE, SURFACE, CONDITIONS AND EXTEND OF WORK INVOLVED. AFTER EXAMINATION A DEMOLITION SCHEDULE SHALL BE PREPARED AND SUBMITTED IN WRITING TO THE OWNER AND THE ARCHITECT FOR THEIR APPROVAL PRIOR TO THE COMMENCEMENT OF ANY WORK.
31. ALL CONTRACTOR(S) SHALL COMPLY WITH ALL APPLICABLE FEDERAL, STATE, AND MUNICIPAL ORDINANCES.
32. EXECUTE ALL DEMOLITION WORK IN AN ORDERLY AND CAREFUL MANNER WITH DUE CONSIDERATION FOR ANY EXISTING STRUCTURE. EXTREME CAUTION SHALL BE EXERCISED TO ENSURE THAT NO OCCURS ABSOLUTELY TO ANY OF THE EXISTING EQUIPMENT FURNITURE, OR EXISTING STRUCTURE TO REMAIN. METHODS SHALL BE IN PLACE TO PREVENT ANY DEBRIS FROM FALLING ONTO LOWER LEVELS AT ALL TIMES. WORK SHALL BE CONFINED EXCLUSIVELY WITHIN THE BUILDING BOUNDARY IDENTIFIED. DEMOLITION CONTRACTOR SHALL REPLACE OR REPAIR ANY DAMAGE TO ADJOINING SURFACES, FINISHES OR STRUCTURE CAUSED BY CONSTRUCTION OPERATIONS/ ACTIVITY.
33. ALL MATERIAL REMOVED UNDER THIS CONTRACT, WHICH IS NOT TO BE SALVAGED OR REUSED, SHALL BECOME THE PROPERTY OF THE CONTRACTOR AND SHALL BE PROMPTLY REMOVED FROM THE SITE. TO CONVEY MATERIALS, USE MOVABLE, COVERED, DEBRIS BOXES, DO NOT STORE/ PERMIT DEBRIS TO ACCUMULATE ON SITE.
34. UPON COMPLETION OF THE WORK, ADJACENT AREAS AND THE PROPERTY SHALL BE LEFT CLEAN AND SATISFACTORY TO THE LOCAL AUTHORITIES, THE OWNER, AND THE ARCHITECT. THE SITE SHALL BE CLEANED DAILY.
35. ALL DEBRIS REMOVAL FREQUENCY AND LOCATION AND STAGING SHALL BE COORDINATED WITH OWNER.

ABBREVIATIONS AND TERMS

LISTED HERE AND USED THROUGHOUT THE DRAWINGS ARE SONG + ASSOCIATES, INC. OFFICE STANDARDS FOR CONSTRUCTION TERMINOLOGY. OTHER ACCEPTED ENGLISH ABBREVIATIONS OTHER THAN THE FOLLOWING MAY BE USED.			
@	AT	LT.WT	LIGHT WEIGHT
A.B.	ANCHOR BOLT	MAINT	MAINTENANCE
A.F.	ACCESS FLOOR	MANUF	MANUFACTURER
ACT	ACOUSTICAL CEILING TILE	MAS	MASONRY
AFF	ABOVE FINISH FLOOR	MATL	MATERIAL
AHU	AIR HANDLER UNIT	MAX	MAXIMUM
ALUM	ALUMINUM	MB	MARKER BOARD
ASB	ASBESTOS	MECH	MECHANICAL
ASPH	ASPHALT	MEZZ	MEZZANINE
B.U.R.	BUILT-UP ROOF	MH	MANHOLE
BD	BOARD	MIN	MINIMUM
BITUM	BITUMINOUS	MO	MASONRY OPENING
BLDG	BUILDING	MSL	MEAN SEA LEVEL
BLK(G)	BLOCK(ING)	MTL	METAL
BM	BEAM	N/A	NOT APPLICABLE
BRG	BEARING	NC	NON-COMBUSTIBLE
BTM	BOTTOM	NIC	NOT IN CONTRACT
C.B.	CATCH BASIN	NO / #	NUMBER
C.I.P	CAST IN PLACE	NTS	NOT TO SCALE
CAB	CABINET	O TO O	OUT TO OUT
CJ	CONTROL JOINT	OA	OVERALL
CKT	CIRCUIT	OC	ON CENTER
CL	CENTER LINE	OCC	OCCUPANCY
CLG	CEILING	OD	OUTSIDE DIMENSION
CLR	CLEAR	OPNG	OPENING
CM	CONCRETE MONUMENT	OPP	OPPOSITE
CMU	CONCRETE MASONRY UNIT	PBD	PARTICLE BOARD
COL	COLUMN	PL	PLASTIC
CONC	CONCRETE	PL	PROPERTY LINE
CONN	CONNECTION	PLMB	PLUMBING
CONT	CONTINUOUS	PLYWD	PLYWOOD
CORR	CORRIDOR	PPG	POLISHED PLATE GLASS
CP	CEMENT PLASTER	PR	PAIR
CPT	CARPET	PRFB	PREFABRICATED
CSK	COUNTERSUNK	PROJ	PROJECTION PERPENDICULAR
CT	CERAMIC TILE	PT	PRESSURE TREATED
CU	COPPER	PTD	PAINTED
D.F.	DRINKING FOUNTAIN	PTD	PAPER TOWEL DISPENSER
DEMO	DEMOLITION	PTN	PARTITION
DET	DETAIL	PTW	PAPER TOWEL WASTE
DIA	DIAMETER	QT	QUARRY TILE
DIAG	DIAGONAL	R	RISER
DM	DIMENSION	RAD	RADIUS
DIP	DUCTILE IRON PIPE	RCP	REINFORCED CONCRETE PIPE
DISTN	DISTRIBUTION	RD	ROOF DRAIN
DN	DOWN	RECMD	RECOMMENDED
DP	DAMP PROOFING	REF	REFERENCE
DR	DOOR	REINF	REINFORCED
DS	DOWNSPOUT	RENO	RENOVATION
DVTL	DOVETAIL	REQD	REQUIRED
DW	GYPSUM DRYWALL	RESIL	RESILIENT
DWG	DRAWINGS	REV	REVISION
EA	EACH	RI	RIDGE
EC	EXPOSED CONSTRUCTION	RM	ROOM
EIFS	EXTERIOR INSULATION FINISHING SYSTEM	RO	ROUGH OPENING
EJ	EXPANSION JOINT	ROW	RIGHT OF WAY
EL	ELEVATOR	RP	REFERENCE POINT
ELEC	ELECTRICAL(AL)	RWL	RAIN WATER LEADER
ELEV	ELEVATION	SW	SIDEWALK
ENT	ENTRANCE	SC	SOLID CORE
EQ	EQUAL	SCFW	SOLID CORE FLUSH WOOD
ERCP	ELLIPTICAL REINFORCED CONCRETE PIPE	SCW	SOLID CORE WOOD
EWC	ELECTRICAL WATER COOLER	SEAL	SEALANT
EXIST	EXISTING	SECT	SECTION
EXP	EXPOSED	SF	SQUARE FOOT
EXPN	EXPANSION	SHWR	SHOWER
EXT	EXTERIOR	SM	SHEET METAL
FACP	FIRE ALARM CONTROL PANEL	SND	SANITARY NAPKIN DISPOSAL
FATP	FIRE ALARM TRANSCIEVER PANEL	SP	SPACE
FD	FLOOR DRAIN	SPEC	SPECIFICATION
FDOT	FLORIDA DEPARTMENT OF TRANSPORTATION	SQ	SQUARE
FE	FIRE EXTINGUISHER	SS	STAINLESS STEEL
FEC	FIRE EXTINGUISHER CABINET	STL	STEEL
FHC	FIRE HOSE CABINET	STRUCT	STRUCTURAL
FIN	FINISHED	SUSP	SUSPENDED
FLM	FULL LENGTH MIRROR	T	TREAD
FLR	FLOOR	T&B	TOP & BOTTOM
FOB	FACE OF BLOCK	T&G	TONGUE & GROOVE
FOS	FACE OF SLAB	TB	TACK BOARD
FOW	FACE OF WALL	TBM	TEMPORARY BENCH MARK
FPFG	FIREPROOFING	TE	TELEPHONE
FR	FRAME	TEXT	TEXTURED
FT	FOOT	TEXT	TEXTURED
FTG	FOOTING	THRESH	THRESHOLD
FURN	FURNISH	TMPD	TEMPERED
FV	FIELD VERIFY	TMPD GL	TEMPERED GLASS
GA	GAUGE	TCC	TOP OF CONCRETE
GALV	GALVANIZED	TOF	TOP OF FOOTING
GB	GRAB BAR	TGG	TOP OF GRADE
GE	GRATE ELEVATION	TGP	TOP OF PAVING
GFI	GROUND FAULT INTERRUPT	TOS	TOP OF STEEL
GI	GALVANIZED IRON	TPH	TOILET PAPER HOLDER
GND	GROUND	TYP	TYPICAL
GS	GRAVEL STOP	UG	UNDERGROUND
GWB	GYPSUM WALLBOARD	UL	UNDERWRITERS LAB
GYP	GYPSUM	UNO	UNLESS NOTED OTHERWISE
HACP	HANDICAPPED	UR	URINAL
HC	CONCRETE HARDENED & SEALED	VB	VINYL BASE
HC	HOSE CONNECTION	VCT	VINYL COMPOSITION - TILE
HDW	HARDWARE	VERT	VERTICAL
HGT	HEIGHT	VEST	VESTIBULE
HID	HIGH INTENSITY DISCHARGE	VIF	VERIFY IN FIELD
HM	HOLLOW METAL	VP	VENEER PLASTER
HORIZ	HORIZONTAL	VQ	VALLEY
HP	HIGH POINT	VWC	VINYL WALL COVERING
HR	HANDRAIL	W	WITH
I.D.	INSIDE DIMENSION	WC	WATER CLOSED
IAW	IN ACCORDANCE WITH	WD	WINDOW DIMENSION
ID	INSIDE DIAMETER	WD	WOOD
IE	INVERT ELEVATION	WDW	WINDOW
IN	INCH	WH	WATER HEATER
INSUL	INSULATION	WP	WORKING POINT
INV	INVERT	WP(G)	WATERPROOFING
JAN	JANITOR	WWF	WELDED WIRE FABRIC
JT	JOINT		
L/R	LIMEROCK		
LAM	LAMINATED		
LBS	POUNDS		
LF	LINEAR FEET		
LG	LENGTH		
LLV	LONG LEG VERTICAL		
LP	LOW POINT		

DRAWING SYMBOLS AND INDICATORS



MATERIALS PATTERN LEGEND

ELEVATION	SECTION	PLAN	
			EARTH FILL MATERIAL
			POROUS FILL (STONE, GRAVEL, ETC.)
			CAST IN PLACE CONCRETE
			PRECAST CONCRETE CAST STONE
			BRICK
			CONCRETE MASONRY UNIT (LARGE SCALE)
			CONCRETE MASONRY UNIT (SMALL SCALE)
			STEEL (LARGE SCALE)
			ALUMINUM (LARGE SCALE)
			STONE VENEER
			METAL (SMALL SCALE)
			ROUGH WOOD (CONTINUOUS)
			ROUGH WOOD (INTERMATTANT BLOCKING)
			WOOD FINISH
			PLYWOOF (LARGE SCALE)
			PLYWOOD (SMALL SCALE)
			PARTICLE BOARD
			INSULATION (BATH)
			RIGID INSULATION (ROOF OR WALL)
			CERAMIC TILE
			PLASTER, SAND, CEMENT, GROUT, GYPSUM BOARD
			MARBLE
			GLASS

SCOPE OF WORK


ST. LUCIE COUNTY IS SOLICITING PROPOSALS FROM QUALIFIED INDIVIDUAL COMPANIES TO PROVIDE COMPREHENSIVE ARCHITECTURAL, MECHANICAL AND STRUCTURAL, AND CIVIL ENGINEERING SERVICES FOR THE COMPLETION OF A NEW LIBRARY FACILITY BASED UPON THE ARCHITECTURAL PROGRAMMING AND BUILDING CONDITIONS ASSESSMENT REPORT, COMPLETED BY SONG + ASSOCIATES, INC. FOR THE PORT ST. LUCIE BRANCH LIBRARY BUILDING LOCATED AT 180 SW PRIMA VISTA BLVD, PORT ST LUCIE, FLORIDA. THE SUCCESSFUL APPLICANT SHALL HAVE A DEMONSTRATED HISTORY OF WORK IN LIBRARY DESIGN AND CONSTRUCTION.

THE ST. LUCIE COUNTY LIBRARY SYSTEM IS COMPRISED OF 6 BRANCHES AND PARTNERS WITH THE LOCAL COLLEGE FOR A JOINT USE LIBRARY LOCATED IN ST. LUCIE WEST. THE PORT ST. LUCIE BRANCH LIBRARY IS LOCATED AT 180 SW PRIMA VISTA BLVD, IN PORT ST. LUCIE, FLORIDA, DIRECTLY OPPOSITE, SPORTSMEN'S PARK IT IS SITUATED ON A BUSY CORNER IN ONE OF THE OLDER RESIDENTIAL NEIGHBORHOODS, OPENED ON DECEMBER 1, 1971, THE ORIGINAL 1,500 SQ. FT. BRANCH WAS CONSTRUCTED AND DONATED TO THE COUNTY BY THE GENERAL DEVELOPMENT CORPORATION. IN 1981, THE BRANCH WAS EXPANDED TO 4,500 SQ. FT. APPROXIMATELY 150,000 PEOPLE LIVE WITHIN A 5-MILE RADIUS OF THE PRIMA VISTA LOCATION. POPULAR FROM ITS INCEPTION, THIS TINY BRANCH DOES HIGH VOLUME CIRCULATION AND YOUTH PROGRAMMING. IN 2019, 112, 920 BOOKS, CDS, AND DVDS CIRCULATED, AND 97,081 PATRONS VISITED THE BRANCH. THE PRESENT BUILDING IS STRUCTURALLY SOUND BUT HAS BECOME WORN AND IS INCREASINGLY OUTDATED. TELECOMMUNICATION CABLING HAS BEEN RUN AS NEEDED OVER THE YEARS BUT IS INADEQUATE FOR CURRENT NEEDS. YOUTH AREAS, STACKS, COMMUNITY MEETING ROOM AND STAFF AREAS ARE ALL INADEQUATE. FOLLOWING A THOROUGH RFO SELECTION PROCESS, THE COUNTY CONTRACTED WITH SONG + ASSOCIATES, INC. TO PROVIDE A CONDITIONS ASSESSMENT, FACILITY PROGRAMMING, CONCEPT PLUS COMPARISON STUDY, AND ADVANCED CONCEPTUAL DESIGN. THE WORK IS SUMMARIZED IN THE ATTACHED ARCHITECTURAL PROGRAMMING AND BUILDING CONDITIONS ASSESSMENT REPORT .

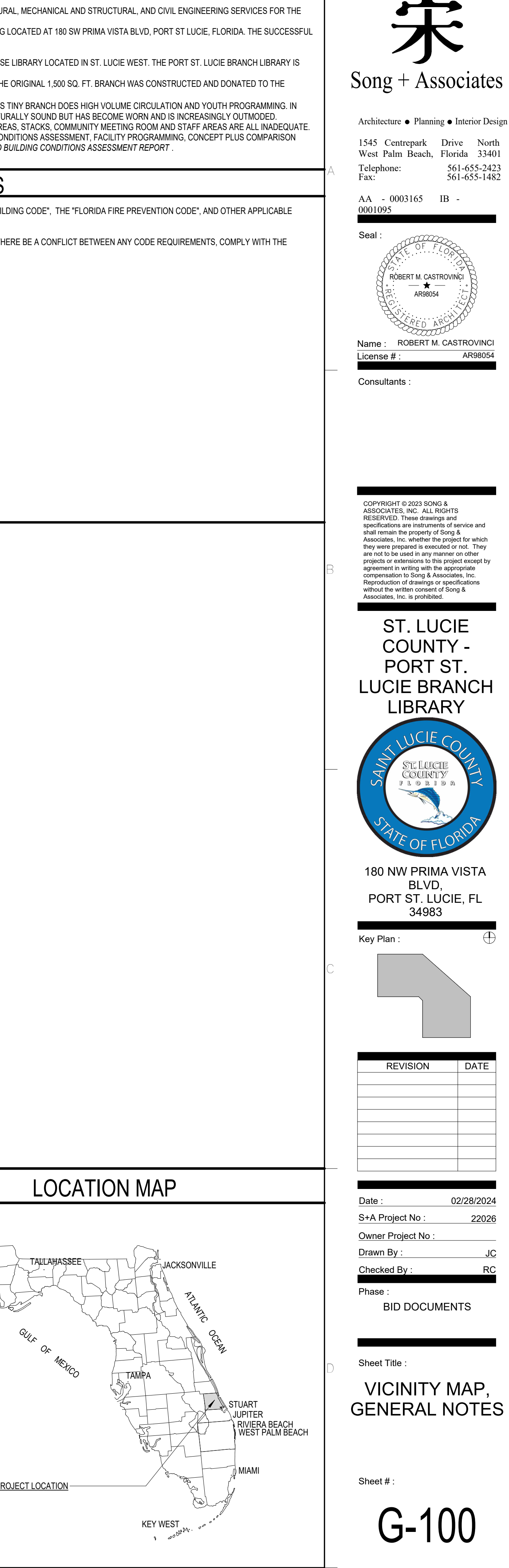
APPLICABLE CODES

1. TO THE BEST OF MY KNOWLEDGE, THESE DRAWINGS & PROJECT MANUAL ARE COMPLETE, AND COMPLY WITH THE "FLORIDA BUILDING CODE", THE "FLORIDA FIRE PREVENTION CODE", AND OTHER APPLICABLE CODES AND REGULATIONS.
2. THE DESIGN AND CONSTRUCTION OF THIS PROJECT SHALL COMPLY WITH THE FOLLOWINGS CODES AND STANDARD. SHOULD THERE BE A CONFLICT BETWEEN ANY CODE REQUIREMENTS, COMPLY WITH THE REQUIREMENT THAT PROVIDES THE GRATES DEGREE OF LIFE SAFETY.
- A. FBC (FLORIDA BUILDING CODE), 8TH EDITION 2023.
1. FBC - BUILDING
2. FBC - ACCESSIBILITY
3. FBC - ENERGY CONSERVATION
4. FBC - MECHANICAL
5. FBC - FUEL GAS
6. FBC - PLUMBING
- B. FLORIDA FIRE PREVENTION CODE - 633.14, 7TH EDITION, 2020
1. NFPA 101 - 2021
2. NFPA 10 - 2018
- C. ASCE 7 - 22: AMERICAN SOCIETY OF CIVIL ENGINEERS
- D. UL FIRE RESISTANCE DIRECTORY
- E. ASTM (AMERICAN SOCIETY FOR TESTING & MATERIALS)
- F. ACI 318 - 19' BUILDING CODE REQUIREMENTS FOR STRUCTURAL CONCRETE
- G. AISI SPECIFICATION FOR STRUCTURAL STEEL BUILDINGS - ALLOWABLE STRESS DESIGN AND PLASTIC DESIGN
- H. AISI SPECIFICATION FOR THE DESIGN OF COLD - FORMED STEEL STRUCTURAL MEMBERS
- I. ASHRAE (AMERICAN SOCIETY OF HEATING, REFRIGERATION & AIR CONDITIONING ENGINEERS)
- J. DISTRICT LIFE CYCLE COST CONTAINMENT GUIDELINES & MASTER SPECIFICATIONS
- K. FLORIDA ADMINISTRATIVE CODE, 69A-58 - 2020

VICINITY MAP



LOCATION MAP



Architecture • Planning • Interior Design

1545 Centrepark Drive North
West Palm Beach, Florida 33401
Telephone: 561-655-2423
Fax: 561-655-1482

AA - 0003165 IB - 0001095

Seal :



Name : ROBERT M. CASTROVINCI
License # : AR98054

Consultants :

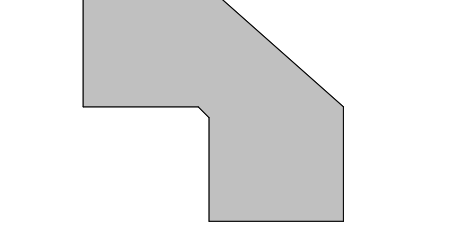
COPYRIGHT © 2023 SONG & ASSOCIATES, INC. ALL RIGHTS RESERVED. These drawings and specifications are instruments of service and shall remain the property of Song & Associates, Inc. whether the project for which they were prepared is executed or not. They are not to be used in any manner on other projects or extensions to this project except by agreement in writing with the appropriate compensation to Song & Associates, Inc. Reproduction of drawings or specifications without the written consent of Song & Associates, Inc. is prohibited.

ST. LUCIE COUNTY - PORT ST. LUCIE BRANCH LIBRARY



180 NW PRIMA VISTA BLVD.
PORT ST. LUCIE, FL 34983

Key Plan :



REVISION	DATE

Date : 02/28/2024
S+A Project No : 22026
Owner Project No :
Drawn By : JC
Checked By : RC
Phase : BID DOCUMENTS

Sheet Title :

VICINITY MAP, GENERAL NOTES

Sheet # :

DATE: 2/28/2024 10:07:03 AM

G-100

DATE: 2/26/2024 10:07:34 AM

SHEET NO.	SHEET TITLE	ISSUE DATE	REVISION NO.	REVISION DATE
GENERAL				
G-00	COVER	01/24/24		
G-100	VICINITY MAP- GENERAL NOTES	01/24/24		
G-101	PROJECT SHEET INDEX	01/24/24		
G-102	AERIAL VIEWS	01/24/24		
SURVEY / MAPPING				
1	BOUNDARY SURVEY	01/24/24		
2	BOUNDARY SURVEY	01/24/24		
3	BOUNDARY SURVEY	01/24/24		
4	BOUNDARY SURVEY	01/24/24		
CIVIL				
C-1	COVER	01/24/24		
C-2	DEMOLITION PLANS	01/24/24		
C-3	SITE PLAN	01/24/24		
C-4	PAVING AND GRADING PLAN	01/24/24		
C-5	UTILITY PLAN	01/24/24		
C-6	DETAILS	01/24/24		
C-7	DETAILS	01/24/24		
C-8	SWPPP	01/24/24		
C-9	SWPP DETAILS	01/24/24		
C-10	SPECIFICATIONS	01/24/24		
LANDSCAPE & IRRIGATION				
LA1	LANDSCAPE PLAN	01/24/24		
LA2	PLANT SCHEDULE	01/24/24		
LA3	LANDSCAPE DETAILS	01/24/24		
LA4	LANDSCAPE SPECIFICATIONS	01/24/24		
LA5	HARDSCAPE PLAN	01/24/24		
LA6	HARDSCAPE DETAILS	01/24/24		
LA7	IRRIGATION PLAN	01/24/24		
LA8	IRRIGATION DETAILS	01/24/24		
LIFE SAFETY				
LS-000	LIFE SAFETY SUMMARY	01/24/24		
LS-101	LIFE SAFETY SITE PLAN	01/24/24		
LS-201	LIFE SAFETY FIRST FLOOR PLAN	01/24/24		
ARCHITECTURAL				
A-201	FIRST FLOOR PLAN	01/24/24		
A-201.1	FIRST FLOOR DIMENSIONED PLAN	01/24/24		
A-250	FLOOR PLAN DETAILS	01/24/24		
A-301	FIRST FLOOR REFLECTED CEILING PLAN	01/24/24		
A-350	REFLECTED CEILING PLAN DETAILS	01/24/24		
A-401	ROOF PLAN	01/24/24		
A-450	ROOF DETAILS	01/24/24		
A-500	EXTERIOR ELEVATIONS	01/24/24		
A-601	BUILDING SECTIONS	01/24/24		
A-610	WALL SECTIONS	01/24/24		
A-611	WALL SECTIONS & STAIR DETAILS	01/24/24		
A-650	WALL AND PARTITION TYPES	01/24/24		
A-701	FIRST FLOOR FURNITURE PLAN	01/24/24		
A-750	EQUIPMENT DETAILS AND MOUNTING HEIGHTS	01/24/24		
A-751	ENLARGED TOILET PLANS	01/24/24		
A-760	CASEWORK PLANS AND DETAILS	01/24/24		
A-761	CASEWORK PLANS AND DETAILS	01/24/24		
A-762	CASEWORK PLANS AND DETAILS	01/24/24		
A-801	DOOR, WINDOW TYPES & SCHEDULES	01/24/24		
A-850	HEAD, JAMB AND SILL DETAILS	01/24/24		
A-851	HEAD, JAMB AND SILL DETAILS	01/24/24		
A-900	SIGNAGE FIRST FLOOR PLAN	01/24/24		
A-950	SIGNAGE DETAILS	01/24/24		
A-951	SIGNAGE DETAILS	01/24/24		
INTERIORS				
ID-101	INTERIOR FINISH SCHEDULE AND SPECIFICATIONS	01/24/24		
ID-201	FIRST FLOOR FINISH PLAN	01/24/24		
ID-701	INTERIOR ELEVATIONS PERIMETER	01/24/24		
ID-702	INTERIOR ELEVATION PARTITION	01/24/24		
STRUCTURAL				
S-001	GENERAL NOTES	01/24/24		
S-002	GENERAL NOTES	01/24/24		
S-003	WIND PRESSURE DIAGRAMS AND SCHEDULES	01/24/24		
S-101	FOUNDATION PLAN	01/24/24		
S-102	MEZZANINE FRAMING PLAN	01/24/24		
S-103	ROOF FRAMING PLAN	01/24/24		
S-301	FOUNDATION SECTIONS & DETAILS	01/24/24		
S-302	FOUNDATION SECTIONS & DETAILS	01/24/24		
S-411	COMPOSITE STEEL SECTIONS & DETAILS	01/24/24		
S-412	COMPOSITE STEEL SECTIONS & DETAILS	01/24/24		
S-501	ROOF FRAMING SECTIONS & DETAILS	01/24/24		
S-502	ROOF FRAMING SECTIONS & DETAILS	01/24/24		
S-503	ROOF FRAMING SECTIONS & DETAILS	01/24/24		
MECHANICAL				
M-001	GENERAL NOTES - H.V.A.C	01/24/24		
M-101	FIRST FLOOR PLAN- H.V.A.C.	01/24/24		
M-102	SECOND FLOOR PLAN- H.V.A.C.	01/24/24		
M-201	ENLARGED CHILLER PLANT- H.V.A.C.	01/24/24		
M-501	DETAILS- H.V.A.C.	01/24/24		
M-502	DETAILS- H.V.A.C.	01/24/24		
M-503	DETAILS- H.V.A.C.	01/24/24		
M-601	SCHEDULES- H.V.A.C.	01/24/24		
M-701	CONTROLS - H.V.A.C	01/24/24		
M-702	CONTROLS - H.V.A.C	01/24/24		
PLUMBING				
P-001	GENERAL NOTES AND LEGEND - PLUMBING	01/24/24		
P-100	FOUNDATION PLAN- PLUMBING	01/24/24		
P-101	FIRST FLOOR PLAN- PLUMBING	01/24/24		
P-102	SECOND FLOOR PLAN- PLUMBING	01/24/24		
P-401	WASTE AND VENT RISER- PLUMBING	01/24/24		
P-402	DOMESTIC WATER RISER- PLUMBING	01/24/24		
P-501	DETAILS- PLUMBING	01/24/24		
P-601	SCHEDULES	01/24/24		

SHEET NO.	SHEET TITLE	ISSUE DATE	REVISION NO.	REVISION DATE
FIRE PROTECTION				
F-001	GENERAL NOTES- FIRE PROTECTION	01/24/24		
F-010	SITE PLAN- FIRE PROTECTION	01/24/24		
F-101	FIRST FLOOR PLAN- FIRE PROTECTION	01/24/24		
F-102	SECOND FLOOR PLAN- FIRE PROTECTION	01/24/24		
F-501	DETAILS- FIRE PROTECTION	01/24/24		
F-502	DETAILS- FIRE PROTECTION	01/24/24		
F-601	SCHEDULES- FIRE PROTECTION	01/24/24		
ELECTRICAL				
E-001	SYMBOLS, LEGEND, AND GENERAL NOTES- ELECTRICAL	01/24/24		
E-002	FIXTURE SCHEDULE	01/24/24		
E-010	SITE PLAN- ELECTRICAL	01/24/24		
E-101	FIRST FLOOR PLAN- LIGHTING	01/24/24		
E-102	FIRST FLOOR PLAN- LIGHTING CONTROLS	01/24/24		
E-201	FIRST FLOOR PLAN- POWER	01/24/24		
E-301	FIRST FLOOR PLAN- FIRE ALARM	01/24/24		
E-401	LIGHTING PROTECTION PLAN- ELECTRICAL	01/24/24		
E-501	DETAILS- ELECTRICAL	01/24/24		
E-502	DETAILS- ELECTRICAL	01/24/24		
E-503	DETAILS- ELECTRICAL	01/24/24		
E-504	DETAILS- ELECTRICAL	01/24/24		
E-505	DETAILS- LIGHTING CONTROL	01/24/24		
E-601	ONE-LINE DIAGRAM AND PANEL SCHEDULES- ELECTRICAL	01/24/24		
TELECOMMUNICATIONS				
T-001	GENERAL NOTES- TECHNOLOGY	01/24/24		
T-010	SITE PLAN- TECHNOLOGY	01/24/24		
T-101	FIRST FLOOR PLAN- TECHNOLOGY	01/24/24		
T-401	ENLARGED FLOOR PLAN- TECHNOLOGY	01/24/24		
T-501	DETAILS- TECHNOLOGY	01/24/24		
T-502	DETAILS- TECHNOLOGY	01/24/24		
T-503	DETAILS- TECHNOLOGY	01/24/24		
T-504	DETAILS- TECHNOLOGY	01/24/24		
T-601	RISER DIAGRAMS- TECHNOLOGY	01/24/24		

宋

Song + Associates

Architecture • Planning • Interior Design

1545 Centrepark Drive North
West Palm Beach, Florida 33401
Telephone: 561-655-2423
Fax: 561-655-1482

AA - 0003165 IB - 0001095

Seal :



Name : ROBERT M. CASTROVINICI
License # : AR98054

Consultants :

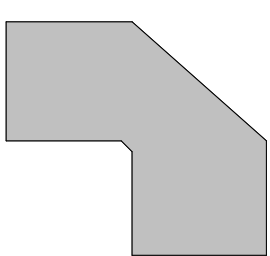
COPYRIGHT © 2023 SONG & ASSOCIATES, INC. ALL RIGHTS RESERVED. These drawings and specifications are instruments of service and shall remain the property of Song & Associates, Inc. whether the project for which they were prepared is executed or not. They are not to be used in any manner on other projects or extensions to this project except by agreement in writing with the appropriate compensation to Song & Associates, Inc. Reproduction of drawings or specifications without the written consent of Song & Associates, Inc. is prohibited.

ST. LUCIE COUNTY -
PORT ST. LUCIE
LUCIE BRANCH
LIBRARY



180 NW PRIMA VISTA
BLVD.
PORT ST. LUCIE, FL
34983

Key Plan :



REVISION	DATE

Date : 02/28/2024

S+A Project No : 22026

Owner Project No :

Drawn By : JC

Checked By : RC

Phase :


BID DOCUMENTS

Sheet Title :

PROJECT SHEET
INDEX

Sheet # :


G-101



NE VIEW

1

SCALE:



SW VIEW

2

SCALE:

宋


Song + Associates

Architecture • Planning • Interior Design

1545 Centrepark Drive North
West Palm Beach, Florida 33401
Telephone: 561-655-2423
Fax: 561-655-1482

AA - 0003165 IB - 0001095

Seal :




Name : ROBERT M. CASTROVINCI
License # : AR98054

Consultants :

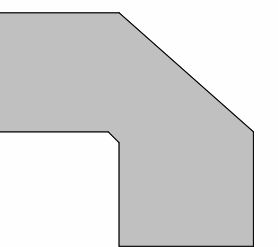
COPYRIGHT © 2023 SONG & ASSOCIATES, INC. ALL RIGHTS RESERVED. These drawings and specifications are instruments of service and shall remain the property of Song & Associates, Inc. whether the project for which they were prepared is executed or not. They are not to be used in any manner on other projects or extensions to this project except by agreement in writing with the appropriate compensation to Song & Associates, Inc. Reproduction of drawings or specifications without the written consent of Song & Associates, Inc. is prohibited.

ST. LUCIE
COUNTY -
PORT ST.
LUCIE BRANCH
LIBRARY



180 NW PRIMA VISTA
BLVD.
PORT ST. LUCIE, FL
34983

Key Plan :



REVISION	DATE

Date : 02/28/2024

S+A Project No : 22026

Owner Project No :

Drawn By : JC

Checked By : RC

Phase :
BID DOCUMENTS

Sheet Title :

AERIAL VIEWS

Sheet # :

G-102

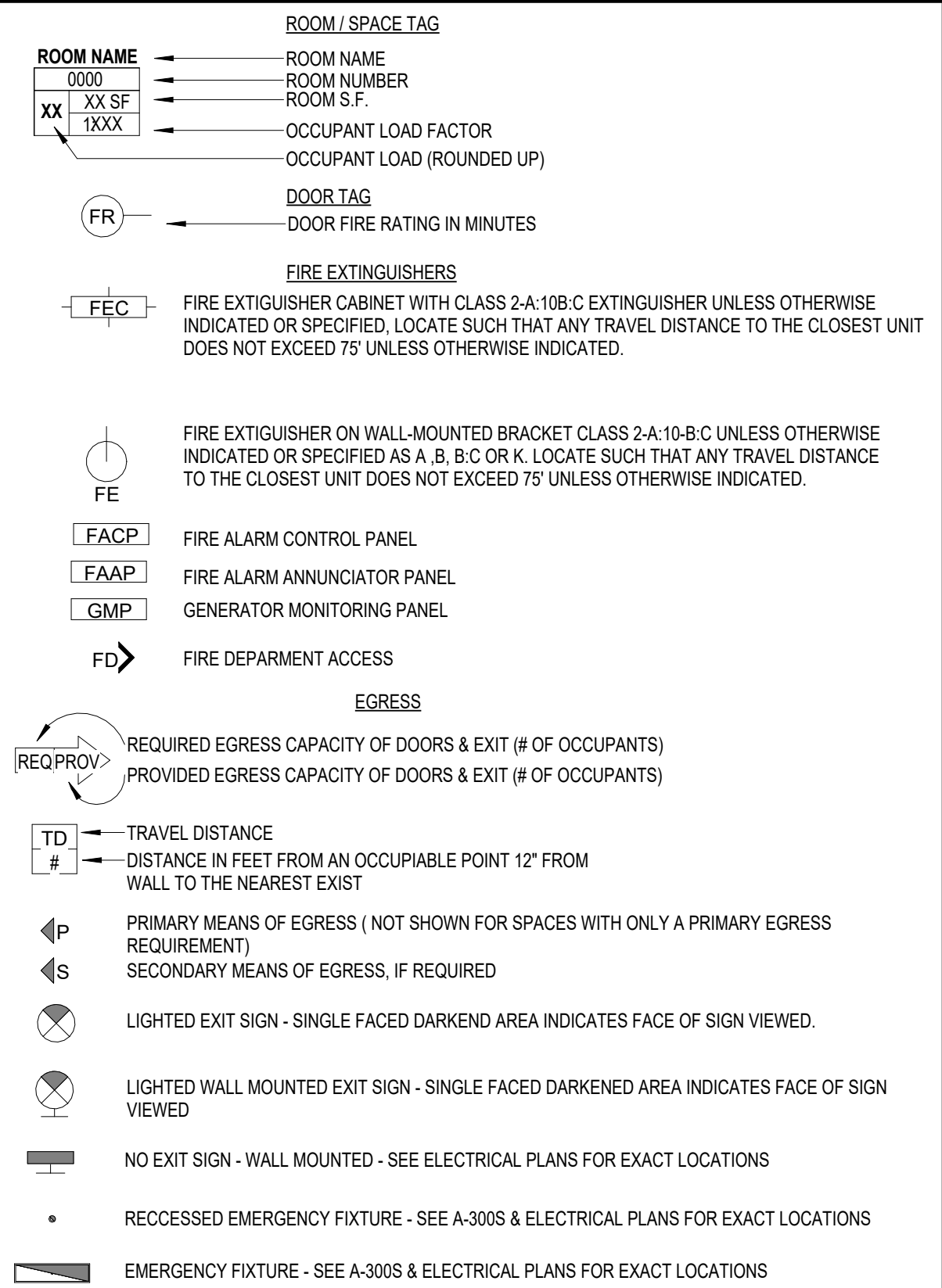
REQUIRED MIN. PLUMBING FACILITIES-FIRST FLOOR															
F.B.C. PLUMBING TABLE 403.1 FOR OCCUPIED SPACES															
OCCUPANCY AND SQUARE FOOTAGE	TOTAL OCC.	WATER CLOSETS				URN	LAVS.				DRINKING FOUNTAINS			SERVICE SINKS	
		REQ.	REQ.		PROV.		PROV.	REQ.	REQ.		PROV.	PROV.	REQ.	REQ.	PROV.
			F.	M.					F.	M.					
PRIMARY- ASSEMBLY A-3	230 OCC.	MALE 1 PER 125 FEMALE 1 PER 65	2	1	4	0	1 PER 200	1	1	4	1 PER 500	1	2	1	1
BUSINESS	23 OCC.	1 PER 25 FOR 1ST 50, 1 PER 50 FOR REMAINDER	1	1	1	0	1 PER 40 FOR 1ST 80, 1 PER 80 FOR REMAINDER	1	1	1	1 PER 100	1	2	1	1
STORAGE	4 OCC.	1 PER 100	1	1	1	0	1 PER 100	1	1	1	1 PER 100	1	2	1	1
TOTAL	257 OCC.		2	1	5	0		1	1	5		1	2	1	1

PROJECT SUMMARY		
A. CONSTRUCTION CONSISTS OF: 1 BUILDING OF 1 STORY		
1. PRIMARY OCCUPANCY: ASSEMBLY A-3		
B. CONSTRUCTION TYPE: VB		
C. FULLY SPRINKLERED		
F.B.C	ALLOWABLE	PROVIDED
TABLE 504.3 ALLOWABLE HEIGHT & FEET ABOVE GRADE PLAN	A/S 60' PER VB	25'
TABLE 504.4 ALLOWABLE STORY	2 STORY, TYPE VB CONSTRUCTION	1 STORY
TABLE 506.2 ALLOWABLE AREA	A3/S1 TYPE VB 24,000 SF	10,400 GSF
OCCUPANCY TYPE	ASSEMBLY- A-3 F.B.C. 303 / NFPA 6.1.2 BUSINESS-F.B.C 304 / NFPA 6.1.11	
BUILDING AREA	TOTAL = 10,400 GSF	

GENERAL NOTES

1. SEAL ALL OPENINGS AND PENETRATIONS TO RESIST THE MIGRATION OR PASSAGE OF SMOKE AND GASES.
2. SPECIFIC EXCEPTIONS TO THE LISTED RATINGS MAY BE PERMITTED WHERE INDICATED.
3. FIRE RESISTANT ASSEMBLIES, MATERIALS, PROPERTIES AND THICKNESS REQUIRED, SHALL COMPLY WITH THOSE WHICH HAVE SUCCESSFULLY BEEN PERFORMED UNDER TESTS MADE BY A RECOGNIZED LABORATORY PER ASTM E119 OR BASED ON CALCULATIONS PERMITTED BY THE FBC AND BUILDING OFFICIAL.
4. SEE REFLECTED CEILING PLANS FOR REMAINDER OF LIGHTING

LIFE SAFETY LEGEND








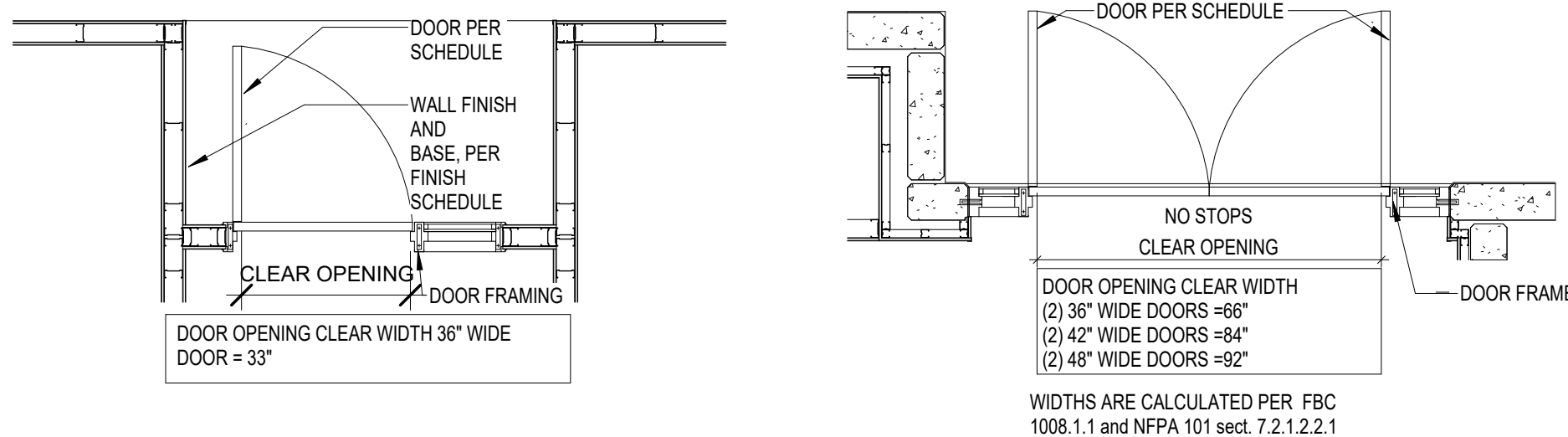
FIRE ALARM & PROTECTION DEVICES (VERIFY LOCATIONS WITH ELECTRICAL DRAWINGS)

- | | |
|---|-------------------------|
|  | FIRE ALARM HORN |
|  | FIRE ALARM STROBE |
|  | FIRE ALARM PULL STATION |
|  | MASTER CONTROL SWITCH |
|  | HEAT DETECTOR |
|  | SMOKE DETECTOR |

GRAPHIC LEGEND DESCRIPTION: WALL AND PARTITIONS

GRAPHIC LEGEND DESCRIPTION: WALL AND PARTITIONS

-  1HR FIRE RATED EXIT ACCESS (CORRIDOR) PROTECTION. ALL PENETRATING DOORS HEREIN SHALL HAVE A 20 MINUTE FIRE RESISTANCE RATING, EXCEPT AT HAZARD SEPARATION (SEE BELOW) ALL SIDELIGHTS, TRANSOMS, WINDOWS, VISION LITES, AND OPENINGS, INCLUDING FRAMES, SHALL HAVE A 45-MINUTE FIRE RESISTANCE RATING.
-  SMOKE PARTITION. ALL JOINTS, WALL OPENINGS AND PENETRATIONS HEREIN SHALL BE PROTECTED AGAINST THE PASSAGE OF SMOKE. ALL DOORS HEREIN SHALL BE SELF-CLOSING.
-  2HR FIRE RATED HAZARD AND EXIT SEPARATION. ALL DOORS AND OPENINGS SHALL BE PROTECTED BY A 90 MINUTE FIRE-RESISTANT RATING. ADDITIONAL PENETRATIONS OF STAIR SHAFTS AND EXIT PASSAGeways IS NOT PERMITTED EXCEPT AS SPECIFICALLY EXCEPTED.
-  T.D. - TRAVEL DISTANCE FROM MOST REMOTE POINT
-  C.P. - COMMON PATH OF TRAVEL



	REQ.	PROVIDED
MAX. EXIT ACCESS TRAVEL DISTANCE	LESS THAN 250'	107'10"
MAX. COMMON PATH TRAVEL DISTANCE	LESS THAN 75'	68'10"
MIN. CLEAR OPENING OF EXIT DOOR	32"	33"
MIN. CORRIDOR WIDTH	44"	60"
MAX. DEAD END	LESS THAN 20'	0
MIN. STAIR WIDTH	44"	44"


CATEGORY	F.B.C.	REQUIREMENTS	NFPA	PROVIDED
CONSTRUCT. TYPE	TABLE 601	TYPE VB		
		PRIMARY STRUC. FRAME 0 HR		
		BEARING WALLS EXTERIOR 0 HR		
		INTERIOR 0 HR		
		NON BEARING WALL & PARTITIONS EXTERIOR 0 HR		
		NON BEARING WALL & PARTITIONS INTERIOR 0 HR		
		FLOOR CONSTRUCTION & SECONDARY MEMBERS 0 HR		
		ROOF CONSTRUCTION & SECONDARY MEMBERS 0 HR		
DEADEND ASSEMBLY	1018.4 EXCEPT 2	20'	12.2.5.1.3	0'
OCCUPANT LOADS	TABLE 1004.5	LIBRARY READING ROOMS 50 NSF/OCC STACK AREAS 100GSF/OCC BUSINESS AREAS 150 GSF/OCC ASSEMBLY A-3 W/O FIXED SEATS= CONCENTRATED 7 NSF/OCC UNCONCENTRATED 15 NSF/OCC STANDING 5 NSF/OCC S-2 STORAGE 300 GSF/OCC	TABLE 7.3.1.2	
EXIT ACCESS TRAVEL DISTANCE	TABLE 1016.1	250' FULLY SPRINKLERED	12.2.6.2	98'9"
COMMON PATH	1017.2 EXPT 1&2	75'	12.2.5.1.2	68'10"

宋
Song + Associate

Architecture • Planning • Interior Design

1545 Centrepark Drive North
West Palm Beach, Florida 33401
Telephone: 561-655-2423
Fax: 561-655-1482

AA - 0003165 IB -
0001095

Seal : 

Name : ROBERT M. CASTROVINCI
License # : AR98054

Consultants :

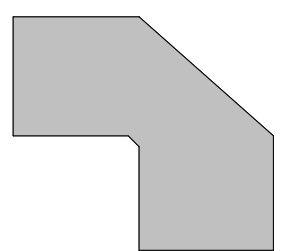
COPYRIGHT © 2023 SONG & ASSOCIATES, INC. ALL RIGHTS RESERVED. These drawings and specifications are instruments of service and shall remain the property of Song & Associates, Inc. whether the project for which they were prepared is executed or not. They are not to be used in any manner on other projects or extensions to this project except by agreement in writing with the appropriate compensation to Song & Associates, Inc. Reproduction of drawings or specifications without the written consent of Song & Associates, Inc. is prohibited.

ST. LUCIE
COUNTY -
PORT ST.
LUCIE BRANCH
LIBRARY



180 NW PRIMA VISTA
BLVD,
PORT ST. LUCIE, FL
34983

Key Plan :

[illegible]

Date : 02/28/2024

S+A Project No : 22026

Owner Project No :

Drawn By : JC

Checked By : RC

Phase :
BID DOCUMENTS

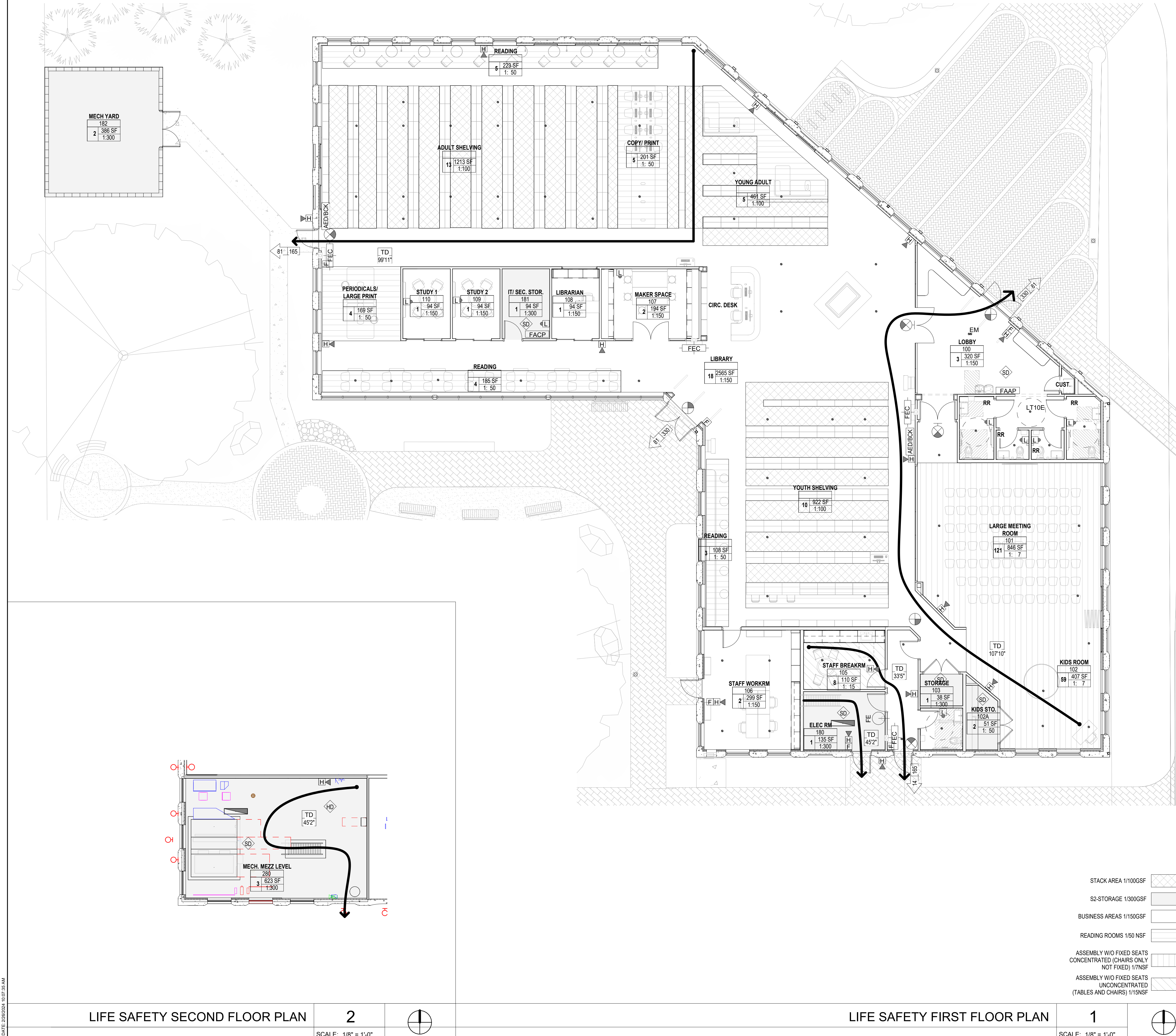
Sheet Title :

LIFE SAFETY SUMMARY

Sheet # :

LS-000

DATE: 2/28/2024, 10:07:35 AM



GENERAL NOTES

1. SEAL ALL OPENINGS AND PENETRATIONS TO RESIST THE MIGRATION OR PASSAGE OF SMOKE AND GASES.
2. SPECIFIC EXCEPTIONS TO THE LISTED RATINGS MAY BE PERMITTED WHERE INDICATED.
3. FIRE RESISTANT ASSEMBLIES, MATERIALS, PROPERTIES AND THICKNESS REQUIRED, SHALL COMPLY WITH THOSE WHICH HAVE SUCCESSFULLY BEEN PERFORMED UNDER TESTS MADE BY A RECOGNIZED LABORATORY PER ASTM E119 OR BASED ON CALCULATIONS PERMITTED BY THE FBC AND BUILDING OFFICIAL.
4. SEE REFLECTED CEILING PLANS FOR REMAINDER OF LIGHTING

LIFE SAFETY LEGEND

ROOM NAME ROOM / SPACE TAG
0000 ROOM NAME
XX XX SF ROOM NUMBER
1XXX ROOM S.F.

OC OCCUPANT LOAD FACTOR
OC OCCUPANT LOAD (ROUNDED UP)

FR DOOR TAG
FR DOOR FIRE RATINGS IN MINUTES

FIRE EXTINGUISHERS
FEC FIRE EXTINGUISHER CABINET WITH CLASS 2-A-10B-C EXTINGUISHER UNLESS OTHERWISE INDICATED OR SPECIFIED, LOCATE SUCH THAT ANY TRAVEL DISTANCE TO THE CLOSEST UNIT DOES NOT EXCEED 75' UNLESS OTHERWISE INDICATED.

FE FIRE EXTINGUISHER ON WALL-MOUNTED BRACKET CLASS 2-A-10-B-C UNLESS OTHERWISE INDICATED OR SPECIFIED AS A, B, C OR K. LOCATE SUCH THAT ANY TRAVEL DISTANCE TO THE CLOSEST UNIT DOES NOT EXCEED 75' UNLESS OTHERWISE INDICATED.

FACP FIRE ALARM CONTROL PANEL

FAAP FIRE ALARM ANNUNCIATOR PANEL

GMP GENERATOR MONITORING PANEL

FD FIRE DEPARTMENT ACCESS

EGRESS

REPROV REQUIRED EGRESS CAPACITY OF DOORS & EXIT (# OF OCCUPANTS)
PROVIDED EGRESS CAPACITY OF DOORS & EXIT (# OF OCCUPANTS)

TD TRAVEL DISTANCE
DISTANCE IN FEET FROM AN OCCUPIABLE POINT 12" FROM WALL TO THE NEAREST EXIT

P PRIMARY MEANS OF EGRESS (NOT SHOWN FOR SPACES WITH ONLY A PRIMARY EGRESS REQUIREMENT)

S SECONDARY MEANS OF EGRESS, IF REQUIRED

LIGHTED EXIT SIGN - SINGLE FACED DARKENED AREA INDICATES FACE OF SIGN VIEWED.

LIGHTED WALL MOUNTED EXIT SIGN - SINGLE FACED DARKENED AREA INDICATES FACE OF SIGN VIEWED

NO EXIT SIGN - WALL MOUNTED - SEE ELECTRICAL PLANS FOR EXACT LOCATIONS

RECESSED EMERGENCY FIXTURE - SEE A-300S & ELECTRICAL PLANS FOR EXACT LOCATIONS

EMERGENCY FIXTURE - SEE A-300S & ELECTRICAL PLANS FOR EXACT LOCATIONS

FIRE ALARM & PROTECTION DEVICES (VERIFY LOCATIONS WITH ELECTRICAL DRAWINGS)

H FIRE ALARM HORN

L FIRE ALARM STROBE

F FIRE ALARM PULL STATION

E MASTER CONTROL SWITCH

HD HEAT DETECTOR

SD SMOKE DETECTOR

GRAPHIC LEGEND DESCRIPTION: WALL AND PARTITIONS

NON-FIRE RATED

1 HR FIRE RATED EXIT ACCESS (CORRIDOR) PROTECTION ALL PENETRATING DOORS HEREIN SHALL HAVE A 20 MINUTE FIRE RESISTANCE RATING. EXCEPT AT HAZARD SEPARATION (SEE BELOW) ALL SIDELIGHTS, TRANSOMS, WINDOWS, VISION LITES, AND OPENINGS, INCLUDING FRAMES, SHALL HAVE A 45-MINUTE FIRE RESISTANCE RATING.

SMOKE PARTITION ALL JOINTS, WALL OPENINGS AND PENETRATIONS HEREIN SHALL BE PROTECTED AGAINST THE PASSAGE OF SMOKE. ALL DOORS HEREIN SHALL BE SELF-CLOSING.

2 HR FIRE RATED HAZARD AND EXIT SEPARATION ALL DOORS AND OPENINGS SHALL BE PROTECTED BY A 90 MINUTE FIRE-RESISTANT RATING. ADDITIONAL PENETRATIONS OF STAIR SHAFTS AND EXIT PASSAGWAYS IS NOT PERMITTED EXCEPT AS SPECIFICALLY EXCEPTED.

T.D. - TRAVEL DISTANCE FROM MOST REMOTE POINT

C.P. - COMMON PATH OF TRAVEL

宋


Song + Associates

Architecture • Planning • Interior Design

1545 Centrepark Drive North
West Palm Beach, Florida 33401
Telephone: 561-655-2423
Fax: 561-655-1482

AA - 0003165 IB - 0001095

Seal:



Name: ROBERT M. CASTROVINCI
License #: AR98054

Consultants:

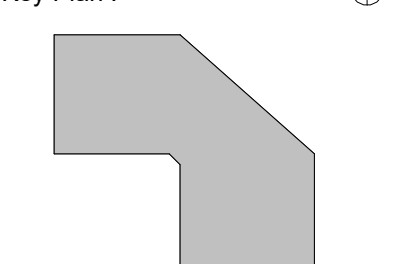
COPYRIGHT © 2023 SONG & ASSOCIATES, INC. ALL RIGHTS RESERVED. These drawings and specifications are instruments of service and shall remain the property of Song & Associates, Inc. whether the project for which they were prepared is executed or not. They are not to be used in any manner on other projects or extensions to this project except by agreement in writing with the appropriate compensation to Song & Associates, Inc. Reproduction of drawings or specifications without the written consent of Song & Associates, Inc. is prohibited.

ST. LUCIE COUNTY -
PORT ST. LUCIE
LIBRARY



180 NW PRIMA VISTA
BLVD.
PORT ST. LUCIE, FL
34983

Key Plan:



REVISION	DATE

Date: 02/28/2024

S+A Project No: 22026

Owner Project No:

Drawn By: JC

Checked By: RC

Phase:

BID DOCUMENTS

Sheet Title:

LIFE SAFETY
FIRST FLOOR
PLAN

Sheet #:

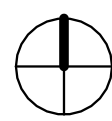
LS-201

DATE: 2/28/2024 10:26:44 AM

MECHANICAL MEZZANINE DIMENSIONED PLAN

2

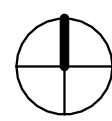
SCALE: 1/8" = 1'-0"



FIRST FLOOR

1

SCALE: 1/8" = 1'-0"



GENERAL NOTES

1. THE GENERAL CONTRACTOR SHALL VERIFY ALL DIMENSIONS AND EXISTING CONDITIONS PRIOR TO STARTING CONSTRUCTION. NOTIFY THE ARCHITECT OF ANY DISCREPANCIES OR ANY INCONSISTENCIES.
2. ALL DIMENSIONS FOR NEW WORK ARE TO FACE OF STUDS, FACE OF CMU OR CONC. AND CENTERLINES OF COLUMNS, UNLESS OTHERWISE INDICATED. ALL DIMENSIONS TO EXISTING ARE TO FACE OF FINISH UNLESS OTHERWISE INDICATED. DIMENSIONS TAKE PRECEDENCE OVER SCALING OF DRAWINGS.
3. INSTALL TYPICAL PARTITION TYPE P1 (REFER TO SHEET A-650) FOR ALL NEW PARTITIONS UNLESS OTHERWISE INDICATED.
4. ALL WOOD IN DIRECT CONTACT WITH MASONRY OR CONCRETE SHALL BE PRESSURE TREATED.
5. PROVIDE ALL REQUIRED BLOCKING AS NEEDED FOR BUILT IN CASEWORK, EQUIPMENT SUPPORTS, TOILET ACCESSORIES, ETC. COORDINATE WITH ALL TRADES AS REQUIRED. PROVIDE G-165 COATING FOR PT WOOD ANCHORS.
6. VERIFY SIZES OF ALL OWNER PROVIDED EQUIPMENT AND COORDINATE ALL OPENINGS, CLEARANCES, ELECTRICAL AND MECHANICAL REQUIREMENTS WITH THE OWNER PRIOR TO INSTALLATION.
7. UPON COMPLETION OF THE WORK, PROPERTY AND ADJACENT AREAS SHALL BE LEFT CLEAN AND SATISFACTORY TO THE OWNER AND THE ARCHITECT.
8. REFER TO CIVIL DRAWINGS FOR ALL GRADING INFORMATION.
9. REFER TO SHEETS A-701 TO A-720 FOR TYPICAL MOUNTING HEIGHTS, ENLARGED EQUIPMENT FLOOR PLAN DRAWINGS, FURNITURE AND EQUIPMENT SCHEDULES, LEGENDS AND ADDITIONAL DIMENSION AND NOTES.
10. REFER TO SHEETS ID-100 TO ID-210 FOR ENLARGED INTERIOR DESIGN FLOOR PLAN DRAWINGS, FINISH LEGENDS, FINISH SCHEDULES, DETAILS AND LOCATIONS.
11. VERIFY FLOOR BOX ROUGH IN LOCATIONS WITH OWNER AND ARCHITECT PRIOR TO POURING CONCRETE

FLOOR PLAN LEGEND

- CONCRETE MASONRY UNIT**
[Symbol]
DRYWALL / STUD PARTITION
[Symbol]
- ROOM / SPACE TAG**
ROOM NAME
ROOM NUMBER
ROOM AREA
- DOOR TAG**
[Symbol]
MORE THAN ONE DOOR ON THIS AREA
ROOM NUMBER
- WALL / PARTITION TAG**
[Symbol]
WALL, PARTITION OR CHASE TYPE
DETAIL NUMBER
- POINT ELEVATION TAG**
[Symbol]
HEIGHT
DESCRIPTION OF OBJECT
- WINDOW TAG**
[Symbol]
WINDOW NUMBER
- NOTE: WINDOW TYPE REFER TO SHEET A-800**
- NOTE: REFER TO SHEETS A-800 FOR DOOR ELEVATIONS AND SCHEDULE.**
- NORTH ARROW**
[Symbol]
TRUE NORTH INDICATOR
- BUILDING SECTION TAG**
[Symbol]
SECTION NO.
SHEET NO.
- WALL SECTION / DETAIL TAG**
[Symbol]
SECTION NO.
SHEET NO.
- EXTERIOR ELEVATION TAG**
[Symbol]
ELEVATION NO.
SHEET NO.
- INTERIOR ELEVATION TAG**
[Symbol]
ELEVATION NO.
SHEET NO.
- SIGNAGE TAG**
[Symbol]
TAG NO.
- WALL TAG**
[Symbol]
DETAIL NO.
SHEET NO.
- REVISION TAG**
[Symbol]
DETAIL NO.
- SHEETNOTE TAG**
[Symbol]
SHEETNOTE NUMBER
- KEYNOTE TAG**
[Symbol]
CSI MATERFORMAT DIVISION NUMBER
- COLUMN GRID**
[Symbol]
COLUMN GRID INDICATOR
- WALL MOUNTED FIXTURE**
[Symbol]

KEY PLAN LEGEND

- 1 FLOOR BOX LOCATION

宋


Song + Associates

Architecture • Planning • Interior Design

1545 Centrepark Drive North
West Palm Beach, Florida 33401
Telephone: 561-655-2423
Fax: 561-655-1482

AA - 0003165 IB - 0001095

Seal :




Name : ROBERT M. CASTROVINCI
License # : AR98054

Consultants :

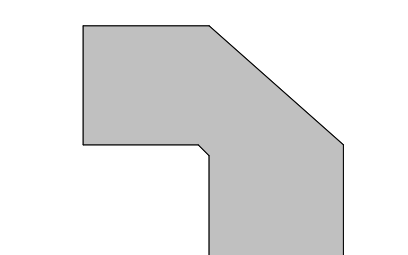
COPYRIGHT © 2023 SONG & ASSOCIATES, INC. ALL RIGHTS RESERVED. These drawings and specifications are instruments of service and shall remain the property of Song & Associates, Inc. whether the project for which they were prepared is executed or not. They are not to be used in any manner on other projects or extensions to this project except by agreement in writing with the appropriate compensation to Song & Associates, Inc. Reproduction of drawings or specifications without the written consent of Song & Associates, Inc. is prohibited.

ST. LUCIE COUNTY -
PORT ST. LUCIE
LIBRARY



180 NW PRIMA VISTA
BLVD.
PORT ST. LUCIE, FL
34983

Key Plan :



REVISION	DATE

Date : 02/28/2024

S+A Project No : 22026

Owner Project No :

Drawn By : JC

Checked By : RC

Phase :

BID DOCUMENTS

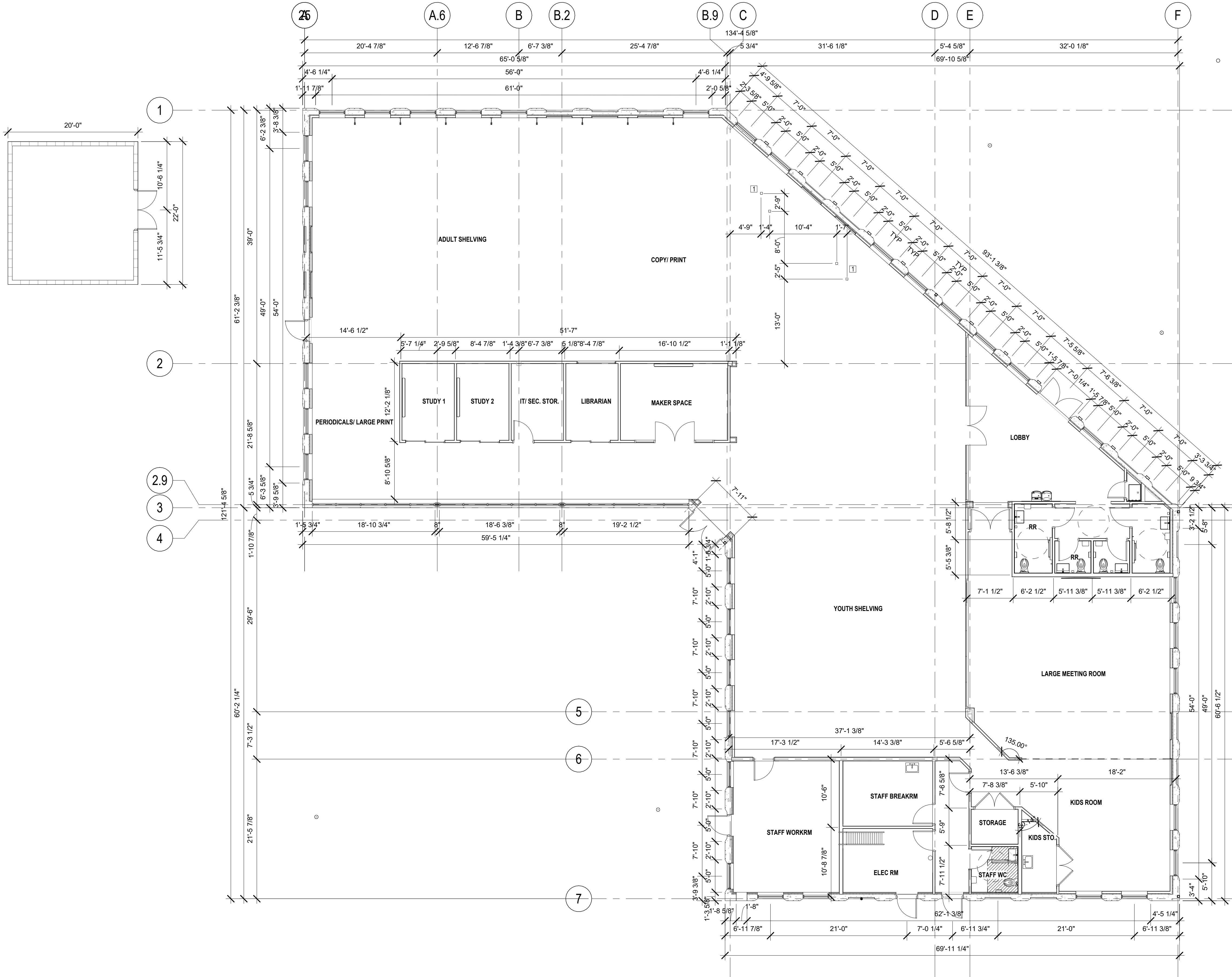
Sheet Title :

FIRST FLOOR
PLAN

Sheet # :

A-201

DATE: 2/28/2024, 10:06:46 AM



FIRST FLOOR DIMENSIONED PLAN

1

SCALE: 1/8" = 1'-0"

GENERAL NOTES

1. THE GENERAL CONTRACTOR SHALL VERIFY ALL DIMENSIONS AND EXISTING CONDITIONS PRIOR TO STARTING CONSTRUCTION. NOTIFY THE ARCHITECT OF ANY DISCREPANCIES OR ANY INCONSISTENCIES.
2. ALL DIMENSIONS FOR NEW WORK ARE TO FACE OF STUDS, FACE OF CMU OR CONC. AND CENTERLINES OF COLUMNS, UNLESS OTHERWISE INDICATED. ALL DIMENSIONS TO EXISTING ARE TO FACE OF FINISH UNLESS OTHERWISE INDICATED. DIMENSIONS TAKE PRECEDENCE OVER SCALING OF DRAWINGS.
3. INSTALL TYPICAL PARTITION TYPE P1 (REFER TO SHEET A-650) FOR ALL NEW PARTITIONS UNLESS OTHERWISE INDICATED.
4. ALL WOOD IN DIRECT CONTACT WITH MASONRY OR CONCRETE SHALL BE PRESSURE TREATED.
5. PROVIDE ALL REQUIRED BLOCKING AS NEEDED FOR BUILT IN CASEWORK, EQUIPMENT SUPPORTS, TOILET ACCESSORIES, ETC. COORDINATE WITH ALL TRADES AS REQUIRED. PROVIDE G-165 COATING FOR PT WOOD ANCHORS.
6. VERIFY SIZES OF ALL OWNER PROVIDED EQUIPMENT AND COORDINATE ALL OPENINGS, CLEARANCES, ELECTRICAL AND MECHANICAL REQUIREMENTS WITH THE OWNER PRIOR TO INSTALLATION.
7. UPON COMPLETION OF THE WORK, PROPERTY AND ADJACENT AREAS SHALL BE LEFT CLEAN AND SATISFACTORY TO THE OWNER AND THE ARCHITECT.
8. REFER TO CIVIL DRAWINGS FOR ALL GRADING INFORMATION.
9. REFER TO SHEETS A-701 TO A-720 FOR TYPICAL MOUNTING HEIGHTS, ENLARGED EQUIPMENT FLOOR PLAN DRAWINGS, FURNITURE AND EQUIPMENT SCHEDULES, LEGENDS AND ADDITIONAL DIMENSION AND NOTES.
10. REFER TO SHEETS ID-100 TO ID-210 FOR ENLARGED INTERIOR DESIGN FLOOR PLAN DRAWINGS, FINISH LEGENDS, FINISH SCHEDULES, DETAILS AND LOCATIONS.
11. VERIFY FLOOR BOX ROUGH IN LOCATIONS WITH OWNER AND ARCHITECT PRIOR TO POURING CONCRETE

FLOOR PLAN LEGEND

CONCRETE MASONRY UNIT

DRYWALL / STUD PARTITION

ROOM / SPACE TAG

DOOR TAG

NORTH ARROW

BUILDING SECTION TAG

WALL SECTION / DETAIL TAG

EXTERIOR ELEVATION TAG

INTERIOR ELEVATION TAG

SIGNAGE TAG

ROOM NAME

ROOM NUMBER

ROOM AREA

MORE THAN ONE DOOR ON THIS AREA

ROOM NUMBER

TRUE NORTH INDICATOR

#

SHT

#

SHT

#

SHT

#

SHT

#

SHT

#

SHT

WALL / PARTITION TAG

WALL, PARTITION OR CHASE TYPE

DETAIL NUMBER

POINT ELEVATION TAG

HEIGHT

DESCRIPTION OF OBJECT

WINDOW TAG

WINDOW NUMBER

TYP

SHEET

LIMITS

#

SHT

#

SHT

#

SHT

#

SHT

#

SHT

#

SHT

REVISION TAG

DETAIL NO.

SHEETNOTE TAG

SHEETNOTE NUMBER

KEYNOTE TAG

CSI MATERFORMAT DIVISION NUMBER

COLUMN GRID

COLUMN GRID INDICATOR

WALL MOUNTED FIXTURE

KEY PLAN LEGEND

1 FLOOR BOX LOCATION

宋

Song + Associates

Architecture • Planning • Interior Design

1545 Centrepark Drive North
West Palm Beach, Florida 33401
Telephone: 561-655-2423
Fax: 561-655-1482

AA - 0003165 IB - 0001095

Seal :

Name : ROBERT M. CASTROVINCI
License # : AR98054

Consultants :

COPYRIGHT © 2023 SONG & ASSOCIATES, INC. ALL RIGHTS RESERVED. These drawings and specifications are instruments of service and shall remain the property of Song & Associates, Inc. whether the project for which they were prepared is executed or not. They are not to be used in any manner on other projects or extensions to this project except by agreement in writing with the appropriate compensation to Song & Associates, Inc. Reproduction of drawings or specifications without the written consent of Song & Associates, Inc. is prohibited.

ST. LUCIE COUNTY -
PORT ST. LUCIE
LIBRARY

180 NW PRIMA VISTA
BLVD.
PORT ST. LUCIE, FL
34983

Key Plan :

REVISION	DATE

Date : 02/28/2024

S+A Project No : 22026

Owner Project No :

Drawn By : JC

Checked By : RC

Phase :

BID DOCUMENTS

Sheet Title :

FIRST FLOOR
DIMENSIONED
PLAN

Sheet # :

A-201.1

DATE: 2/28/2024 10:05:51 AM

MECHANICAL MEZZANINE REFLECTED CEILING PLAN

2

SCALE: 1/8" = 1'-0"

FIRST FLOOR REFLECTED CEILING PLAN

1

SCALE: 1/8" = 1'-0"

GENERAL NOTES

1. ALL FIXTURES AND DEVICES SHALL BE INSTALLED ON THE CENTERLINE OF CEILING TILE OR SPACE UNLESS OTHERWISE NOTED.
2. ALL SOFFITS SHALL ALIGN WITH WALLS OR CORNERS AT ALL LOCATIONS WHERE SOFFITS MEET WALLS OR CORNERS AS TO PROVIDE A FLUSH FINISH.
3. TAPE AND FINISH ALL INSIDE JOINTS.
4. PROVIDE CORNER BEADS FOR ALL OUTSIDE JOINTS.
5. CONTRACTOR TO COORDINATE ALL DISCIPLINES TO ENSURE ALL DUCTWORK, EQUIPMENT, FIXTURES, PIPES, CONDUITS, SUSPENSION AND ACOUSTIC SYSTEMS NECESSARY TO MAINTAIN CEILING ELEVATIONS.
6. CONTRACTOR TO COORDINATE ALL DUCT LOCATIONS W. OTHER TRADES. ARCHITECT TO REVIEW AND HAVE FINAL APPROVAL FOR ALL EXPOSED CEILING SURFACES.
7. ALIGN SOFFIT WITH WALL
8. ALIGN SOFFIT WITH CORNER
9. ALIGN SOFFIT WITH FACE OF COLUMN
10. REFER TO FINISH SCHEDULE FOR ALL FINISHES
11. REFER TO ELECTRICAL A-301 LIGHTING INDEX FOR LIGHTING FIXTURE SCHEDULE
12. CONTRACTOR TO CONFIRM LT2 LIGHT LENGTHS
13. ALL ROLLER SHADE POCKET CAVITY TO BE PAINTED BLACK 6'-12" ABOVE CEILING IF THE ROLLER SHADE ISNT CONCEALED.

REFLECTED CEILING PLAN LEGEND

WALL SECTION / DETAIL TAG

SECTION NO. SECTION NO.

SHEET NO. SHEET NO.

DETAIL REFERENCE TAG

DETAIL NO. DETAIL NO.

SHEET NO. SHEET NO.

LIMITS

CEILING HEIGHT TAG

CEILING HEIGHT AS MEASURED FROM FINISH FLOOR

CEILING MATERIAL

EXPOSED STRUCTURE

GWB CEILING

2X4 LAY IN ACOUSTICAL CEILING TILE

FIXTURES AND DEVICES

WALL MOUNTED FIXTURE

RECESSED EMERGENCY FIXTURE

SURFACE MOUNTED EMERGENCY FIXTURE

LIGHTED EXIT SIGN - SINGLE FACED DARKENED AREA INDICATES FACE OF SIGN VIEWED.

LIGHTED WALL MOUNTED EXIT SIGN - SINGLE FACED DARKENED AREA INDICATES FACE OF SIGN VIEWED.

RETURN AIR GRILLE

SUPPLY AIR GRILLE

EXHAUST GRILLE

SMOKE DETECTOR

HEAT DETECTOR

LIGHTING INDEX

MARK	SYMBOL	DESCRIPTION	MOUNTING	HEIGHT
EM		EMERGENCY LIGHTING	RECESSED	-
EX		EDGE LIT EXIT LIGHT	CEILING/POLE	-
LT1		4" ADJUSTBLE LED DOWNLIGHT	RECESSED	-
LT2		STEM MOUNTED STRAIGHT RUN	WALL MOUNTED	9'-6"
LT3		GLOBE PENDANT	PENDANT	T.O.F 9'-6"
LT4		ROUND WALL SCONCE	WALL MOUNTED	T.O.F 8'-0"
LT7		4" ADJUSTBLE LED DOWNLIGHT	RECESSED	-
LT7A		4" FIXED LED DOWNLIGHT	RECESSED	-
LT10		4" LED DOWNLIGHT	RECESSED	-
LT11		PERIMETER LINEAR 3" RECESSED FIXTURE	RECESSED	-
LT12		PERIMETER LINEAR RECESSED FIXTURE	RECESSED 3"	-
LT13		PERIMETER LINEAR RECESSED FIXTURE	RECESSED	-
LT14		48" PENDANT LIGHT	PENDANT	B.O.F 8'-0"
LT15		LINEAR PENDANT FIXTURE	PENDANT	B.O.F 7'-0"
LT17		18" ROUND PENDANT FIXTURE	PENDANT	B.O.F 7'-0"
LT18		WALL SCONCE	WALL MOUNTED	4'-0"
LT19		4" STRIP FIXTURE	SUSPENDED	-
LT20		LINEAR WALL MOUNT	WALL MOUNTED	-
LT21		4" LED LINEAR STRIP FIXTURE	SURFACE	-
LT22		LED UNDER & UPPER CABINET LINEAR	SURFACE	-
P2		SUSPENDED MOUNTED TRACK HEAD	SURFACE MOUNTED TRACK	9'-6"
EXL1		BOLLARD	GROUND	-
EXL3		WALL WASH UP	WALL	2'-0"
EXL4		WALL WASH DOWN	WALL	9'-6"
EXL6		EXTERIOR CANOPY DOWNLIGHT	SURFACE	-
EXL7		COLUMN BOLLARD	GROUND	-
SA		SITE LIGHT	20' POLE	-
SB		SITE LIGHT	20' POLE	-
SC		SITE LIGHT W/ HOUSE SIDE SHIELD	20' POLE	-

NOTE: "E" AT THE END OF EACH MARK TYPE IS AN EMERGENCY FIXTURE
T.O.F. TOP OF FIXTURE
B.O.F. BOTTOM OF FIXTURE

宋

Song + Associates

Architecture • Planning • Interior Design

1545 Centrepark Drive North
West Palm Beach, Florida 33401
Telephone: 561-655-2423
Fax: 561-655-1482

AA - 0003165 IB - 0001095

Seal :



Name : ROBERT M. CASTROVINCI
License # : AR98054

Consultants :

COPYRIGHT © 2023 SONG & ASSOCIATES, INC. ALL RIGHTS RESERVED. These drawings and specifications are instruments of service and shall remain the property of Song & Associates, Inc. whether the project for which they were prepared is executed or not. They are not to be used in any manner on other projects or extensions to this project except by agreement in writing with the appropriate compensation to Song & Associates, Inc. Reproduction of drawings or specifications without the written consent of Song & Associates, Inc. is prohibited.

ST. LUCIE COUNTY -
PORT ST. LUCIE
LIBRARY



180 NW PRIMA VISTA
BLVD.
PORT ST. LUCIE, FL
34983

Key Plan :



REVISION	DATE

Date : 02/28/2024

S+A Project No : 22026

Owner Project No :

Drawn By : JC

Checked By : XX

Phase :

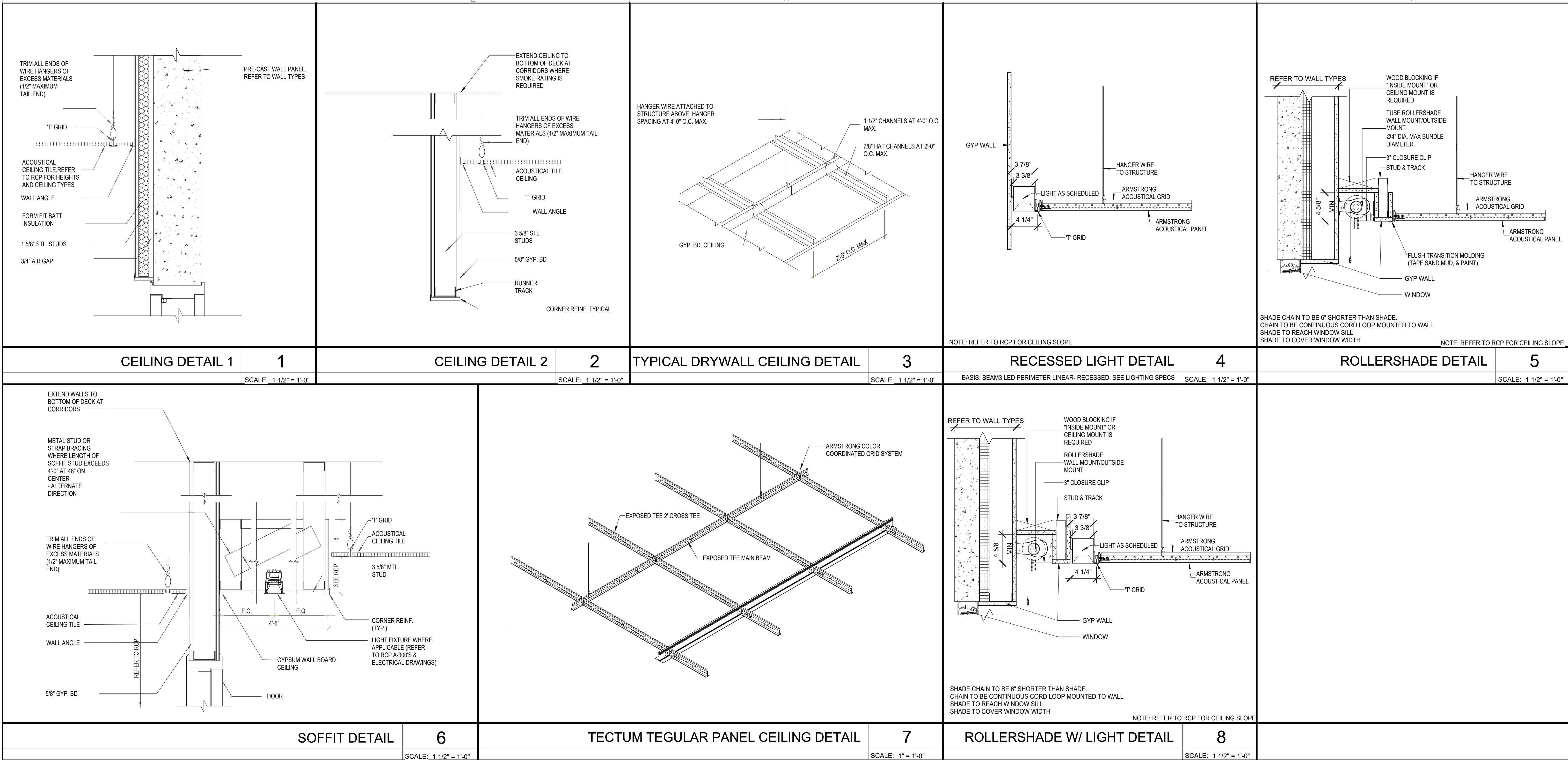
BID DOCUMENTS

Sheet Title :

FIRST FLOOR
REFLECTED
CEILING PLAN

Sheet # :

A-301



宋
Song + Associates

Architecture • Planning • Interior Design

1545 Centrepark Drive North
West Palm Beach, Florida 33401
Telephone: 561-655-2423
Fax: 561-655-1482

AA - 0003165 IB - 0001095

Seal :

Name : ROBERT M. CASTROVINCI
License # : AR98054

Consultants :

COPYRIGHT © 2023 SONG & ASSOCIATES, INC. ALL RIGHTS RESERVED. These drawings and specifications are instruments of service and shall remain the property of Song & Associates, Inc. whether the project for which they were prepared is executed or not. They are not to be used in any manner on other projects or extensions to this project except by agreement in writing with the appropriate compensation to Song & Associates, Inc. Reproduction of drawings or specifications without the written consent of Song & Associates, Inc. is prohibited.

ST. LUCIE COUNTY - PORT ST. LUCIE BRANCH LIBRARY

ST. LUCIE COUNTY FLORIDA

180 NW PRIMA VISTA BLVD.
PORT ST. LUCIE, FL 34983

Key Plan :

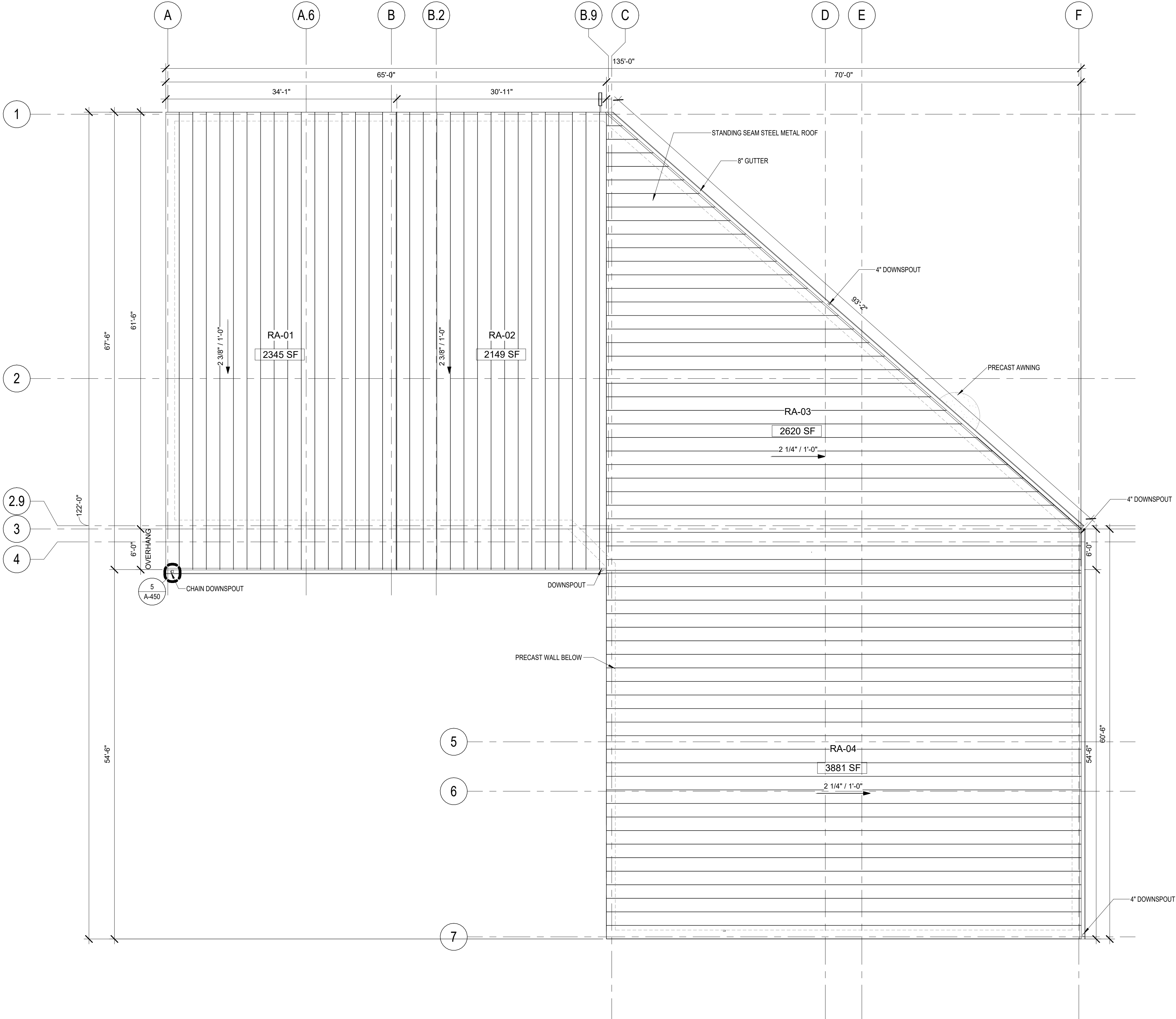
REVISION	DATE

Date : 02/28/2024
S+A Project No : 22026
Owner Project No :
Drawn By : XX
Checked By : XX
Phase :
BID DOCUMENTS

Sheet Title :
REFLECTED CEILING PLAN DETAILS

Sheet # :
A-350

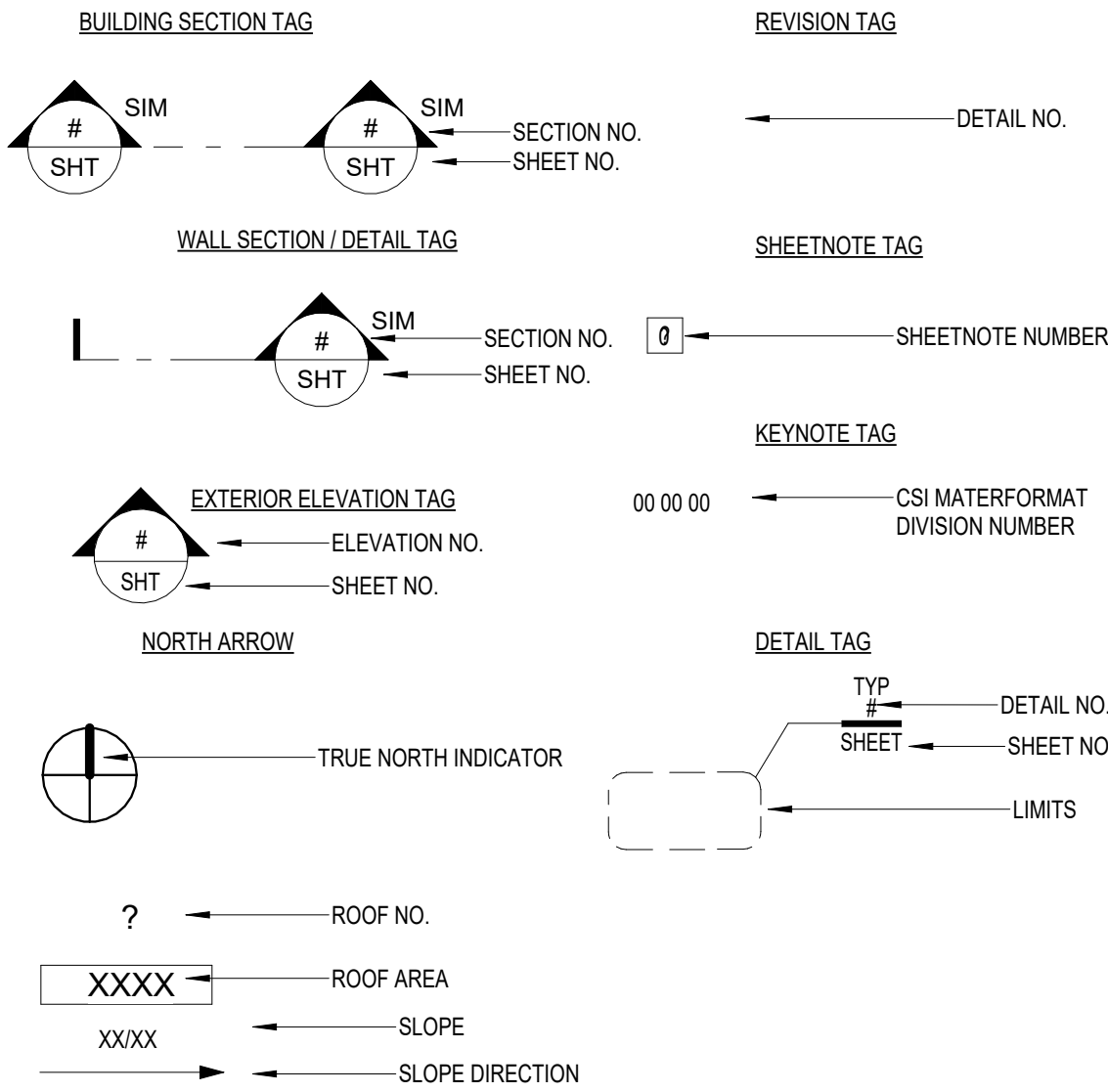
DATE: 2/21/2024 11:27:26 AM



GENERAL NOTES

- R-VALUE OF ROOF TO BE A MINIMUM OF R-20
- BASIS OF DESIGN IMETCO SERIES 300 STANDING SEAM METAL ROOF, .040 ALUMINUM, DUAL BAKED KYNAR COATED. MATERIAL COLOR: IMETCO PLATINUM SILVER
- GUTTER AND DOWNSPOUT TO MATCH ROOF METAL COLOR
- SOFFIT PANELS FORMED IN 12' - 0" MAXIMUM LENGTHS. PANELS SHALL BE CONTINUOUS FACTORY FORMED PANELS INSTALLED LEFT TO RIGHT OVER FURRING CHANNELS SPACED AT 2' - 0" O.C. MAXIMUM OR OVER SOLID SUBSTRATE. ALL FASTENERS NOT TO EXCEED 2' - 0" O.C. MAX.

ROOF PLAN LEGEND



ROOF DRAINAGE CALCULATIONS

ROOF DRAIN PROJECTED AREA				
ROOF AREA NO.	ROOF AREA	1/2 VERTICAL WALL	GMP	TOTAL PROJECTED AREA
RA-01	2344 SF	0	110	2342 SF
RA-02	2149 SF	201.5 SF	110	2349 SF
RA-03	2625 SF	0	123	2625 SF
RA-04	3873 SF	0	181	3873 SF

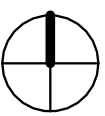
HORIZONTAL GUTTER SIZING			NOTES: (1) PER FBC TABLES 1106.1, 1106.3, 1106.6 (2) BASED ON 4.5" RAINFALL PER HOUR
DIMENSIONS	SLOPE	CAPACITY (GMP)	
8	1/8	247	
VERTICAL LEADER SIZING			VERTICAL LEADER SIZING IS LARGER THAN REQUIRED IN SOME AREAS FOR CONSISTANCY
DIMENSIONS	CAPACITY (GMP)		
8	92		

NOA# 22-0609.05

ROOF PLAN

1

SCALE: 1/8" = 1'-0"



宋


Song + Associates

Architecture • Planning • Interior Design

1545 Centrepark Drive North
West Palm Beach, Florida 33401
Telephone: 561-655-2423
Fax: 561-655-1482

AA - 0003165 IB - 0001095

Seal :



Name : ROBERT M. CASTROVINCI
License # : AR98054

Consultants :

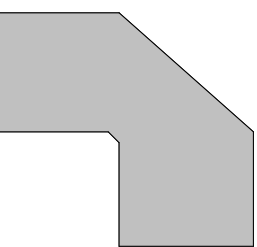
COPYRIGHT © 2023 SONG & ASSOCIATES, INC. ALL RIGHTS RESERVED. These drawings and specifications are instruments of service and shall remain the property of Song & Associates, Inc. whether the project for which they were prepared is executed or not. They are not to be used in any manner on other projects or extensions to this project except by agreement in writing with the appropriate compensation to Song & Associates, Inc. Reproduction of drawings or specifications without the written consent of Song & Associates, Inc. is prohibited.

ST. LUCIE COUNTY -
PORT ST. LUCIE
LIBRARY



180 NW PRIMA VISTA
BLVD.
PORT ST. LUCIE, FL
34983

Key Plan :



REVISION	DATE

Date : 02/28/2024

S+A Project No : 22026

Owner Project No :

Drawn By : XX

Checked By : XX

Phase :

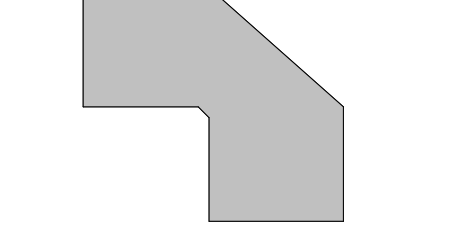

BID DOCUMENTS

Sheet Title :

ROOF PLAN

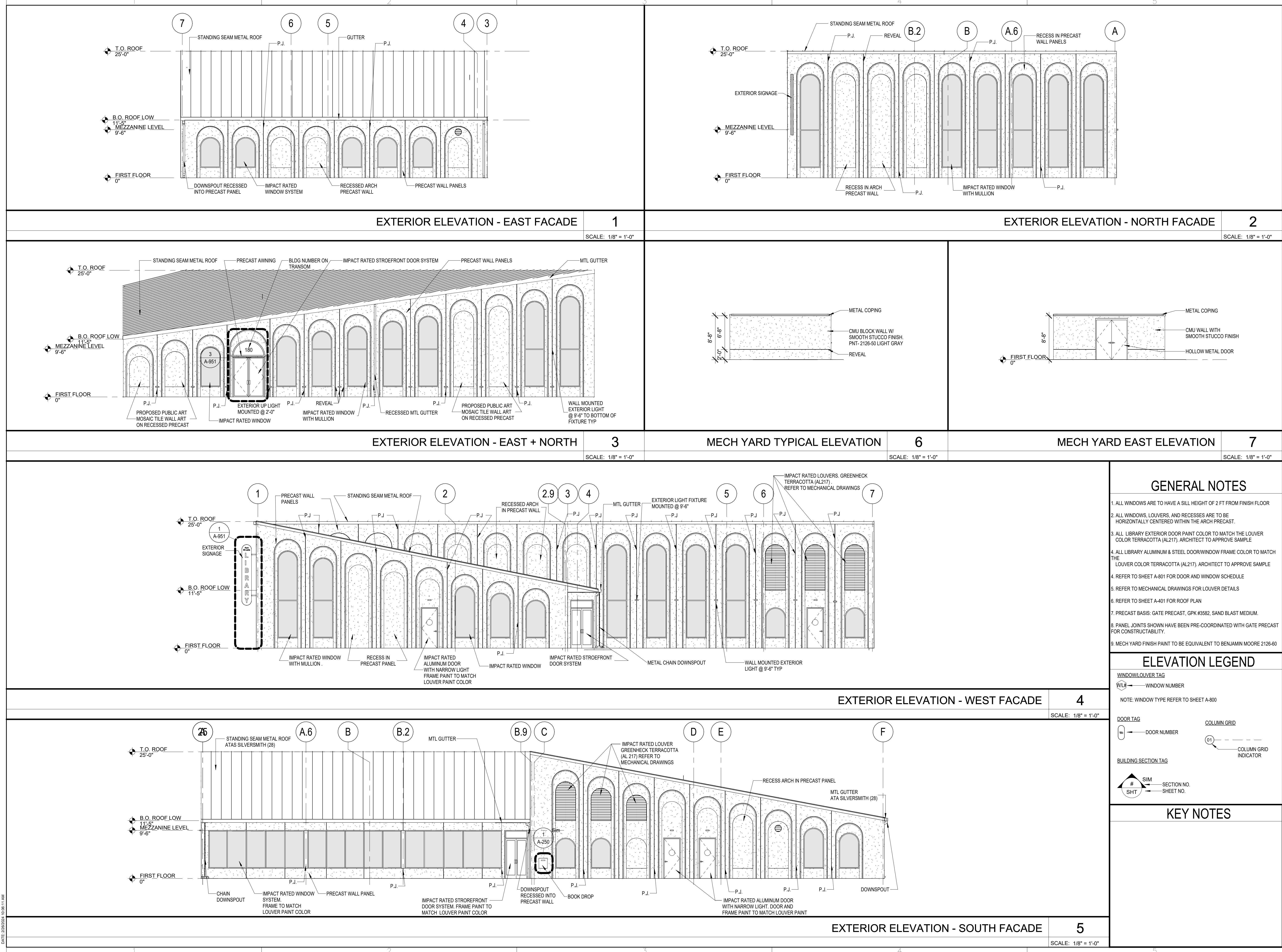
Sheet # :

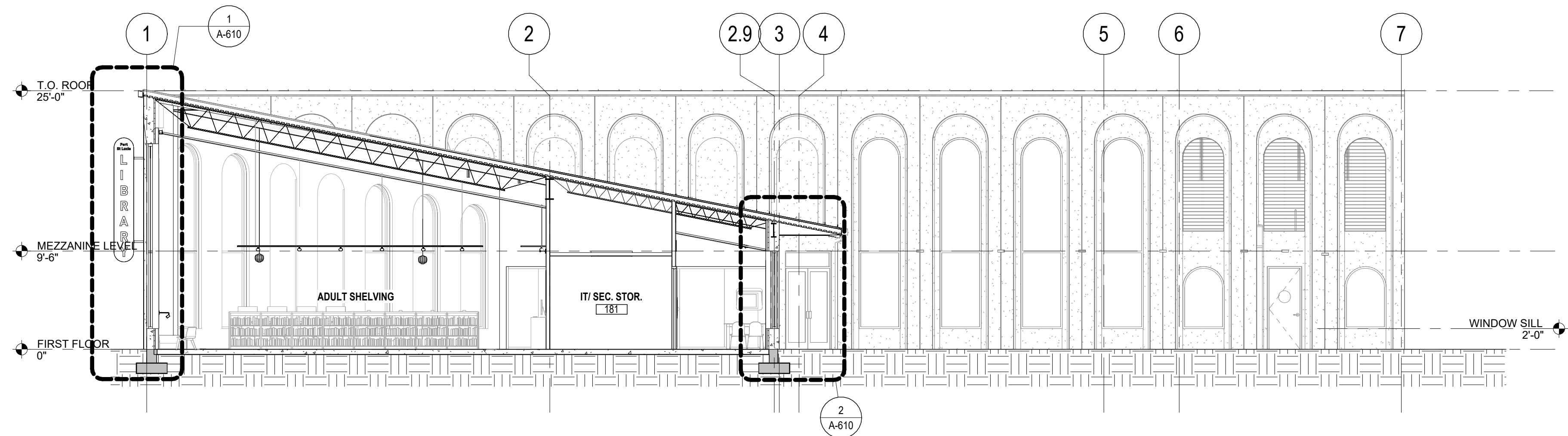
A-401



REVISION	DATE

Date:	02/28/2024
S+A Project No.:	22026
Owner Project No.:	
Drawn By:	XX
Checked By:	XX
Phase:	BID DOCUMENTS

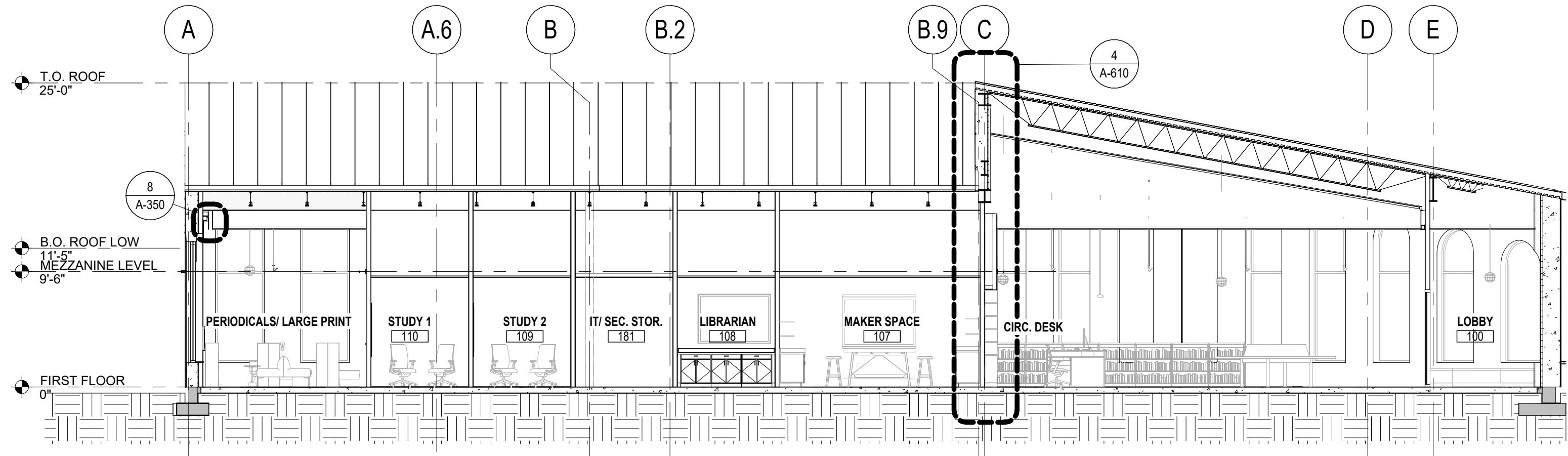




BUILDING SECTION 1

1

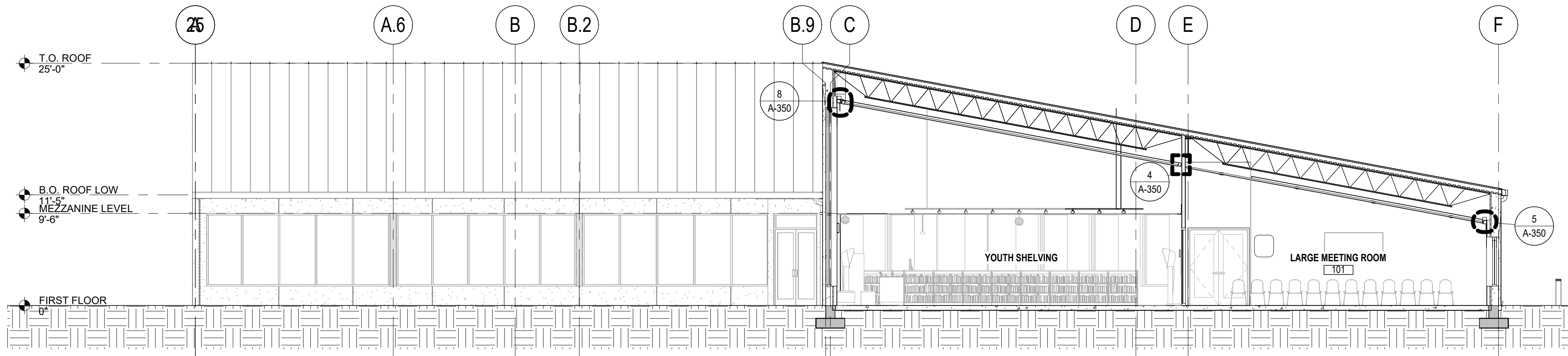
SCALE: 1/8" = 1'-0"



BUILDING SECTION 2

2

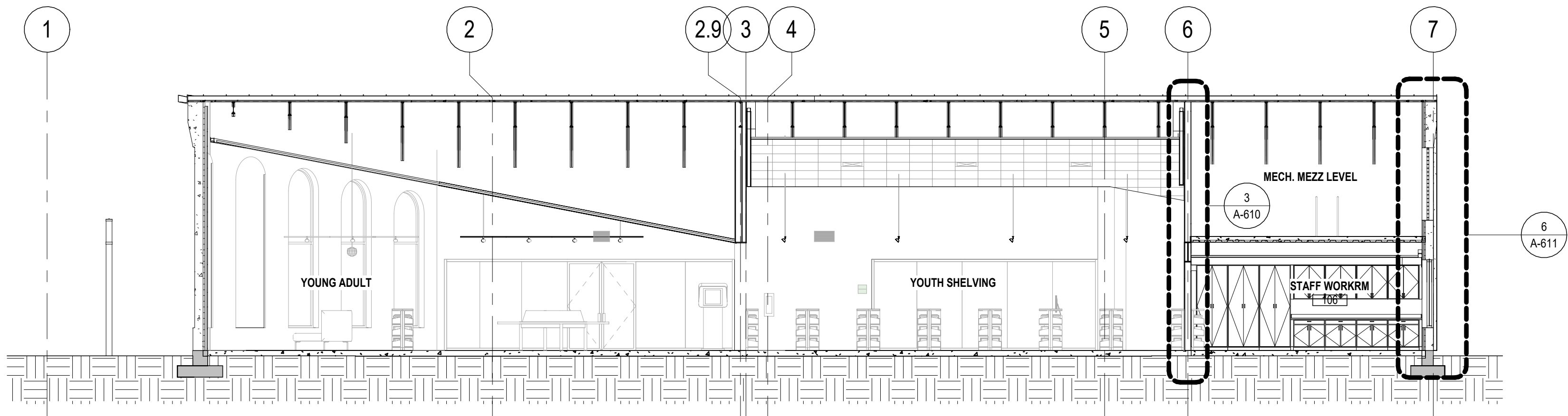
SCALE: 1/8" = 1'-0"



BUILDING SECTION 3

3

SCALE: 1/8" = 1'-0"



BUILDING SECTION 4

4

SCALE: 1/8" = 1'-0"

宋

Song + Associates

Architecture • Planning • Interior Design

1545 Centrepark Drive North
West Palm Beach, Florida 33401
Telephone: 561-655-2423
Fax: 561-655-1482

AA - 0003165 IB - 0001095

Seal :


Name : ROBERT M. CASTROVINCI
License # : AR98054

Consultants :

COPYRIGHT © 2023 SONG & ASSOCIATES, INC. ALL RIGHTS RESERVED. These drawings and specifications are instruments of service and shall remain the property of Song & Associates, Inc. whether the project for which they were prepared is executed or not. They are not to be used in any manner on other projects or extensions to this project except by agreement in writing with the appropriate compensation to Song & Associates, Inc. Reproduction of drawings or specifications without the written consent of Song & Associates, Inc. is prohibited.

ST. LUCIE COUNTY -
PORT ST. LUCIE
BRANCH
LIBRARY



180 NW PRIMA VISTA
BLVD.
PORT ST. LUCIE, FL
34983

Key Plan :


REVISION	DATE

Date : 02/28/2024
S+A Project No : 22026
Owner Project No :
Drawn By : JC
Checked By : RC
Phase :
BID DOCUMENTS

Sheet Title :
BUILDING
SECTIONS

Sheet # :
A-601



Song + Associates

Architecture • Planning • Interior Design

1545 Centrepark Drive North
West Palm Beach, Florida 33401
Telephone: 561-655-2423
Fax: 561-655-1482

AA - 0003165 IB - 0001095

Seal :



Name : ROBERT M. CASTROVINCI
License # : AR98054

Consultants :

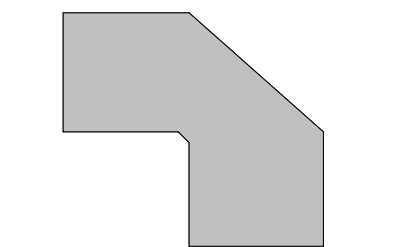
COPYRIGHT © 2023 SONG & ASSOCIATES, INC. ALL RIGHTS RESERVED. These drawings and specifications are instruments of service and shall remain the property of Song & Associates, Inc. whether the project for which they were prepared is executed or not. They are not to be used in any manner on other projects or extensions to this project except by agreement in writing with the appropriate compensation to Song & Associates, Inc. Reproduction of drawings or specifications without the written consent of Song & Associates, Inc. is prohibited.

ST. LUCIE COUNTY -
PORT ST. LUCIE
BRANCH
LIBRARY



180 NW PRIMA VISTA
BLVD.
PORT ST. LUCIE, FL
34983

Key Plan :



REVISION	DATE

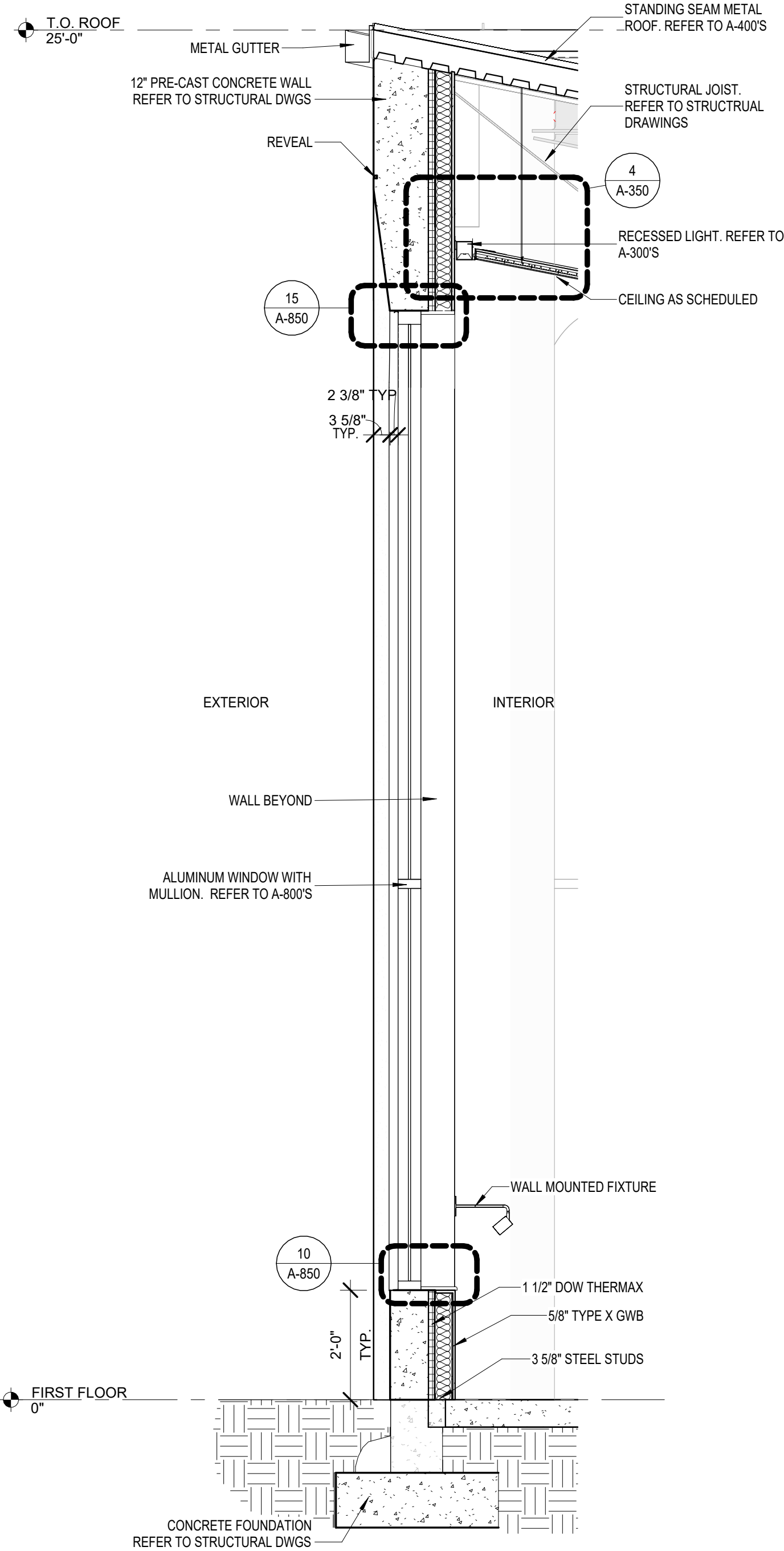
Date : 02/28/2024
S+A Project No : 22026
Owner Project No :
Drawn By : XX
Checked By : XX
Phase :
BID DOCUMENTS

Sheet Title :

WALL SECTIONS

Sheet # :

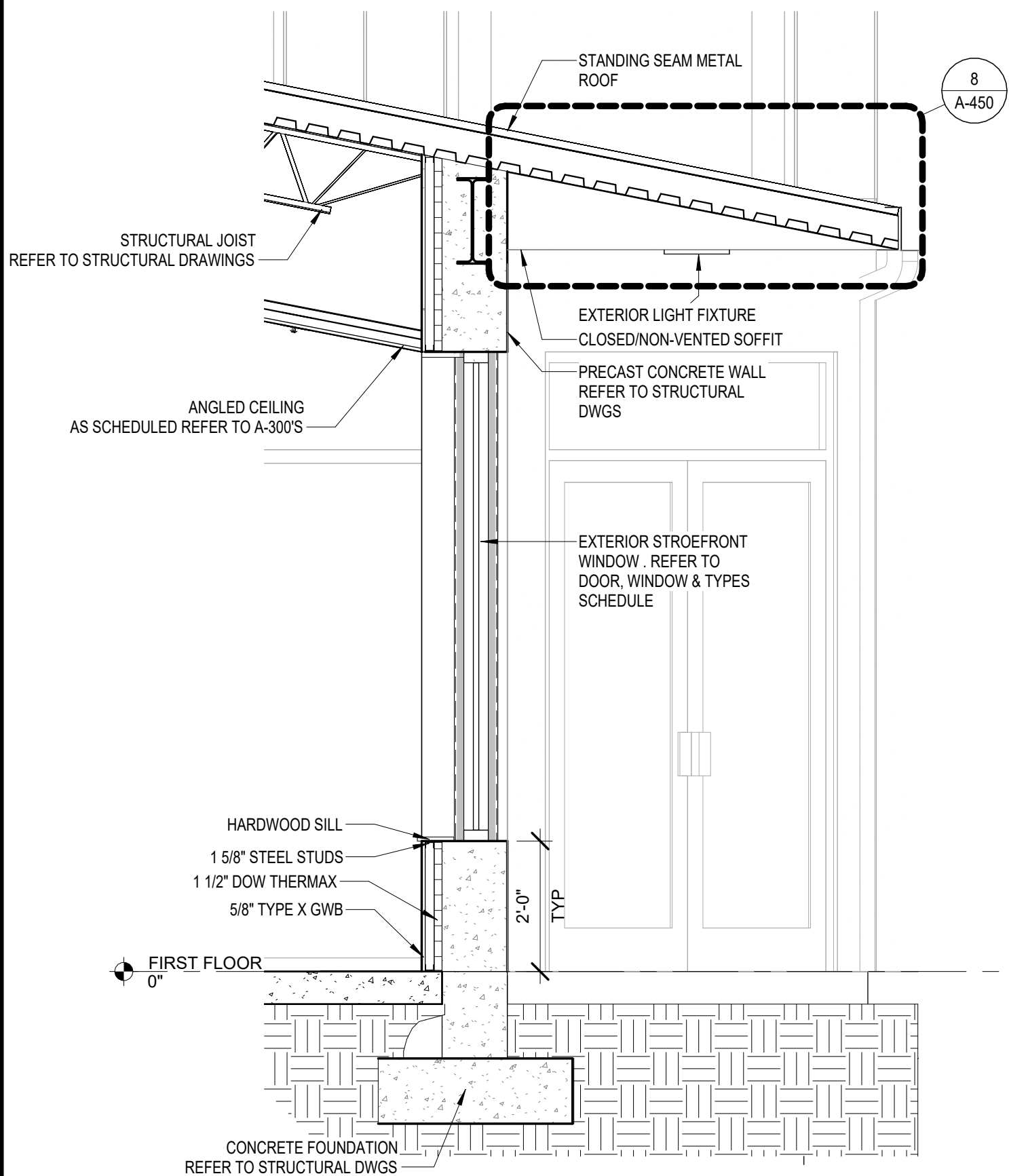
A-610



WALL SECTION 1

1

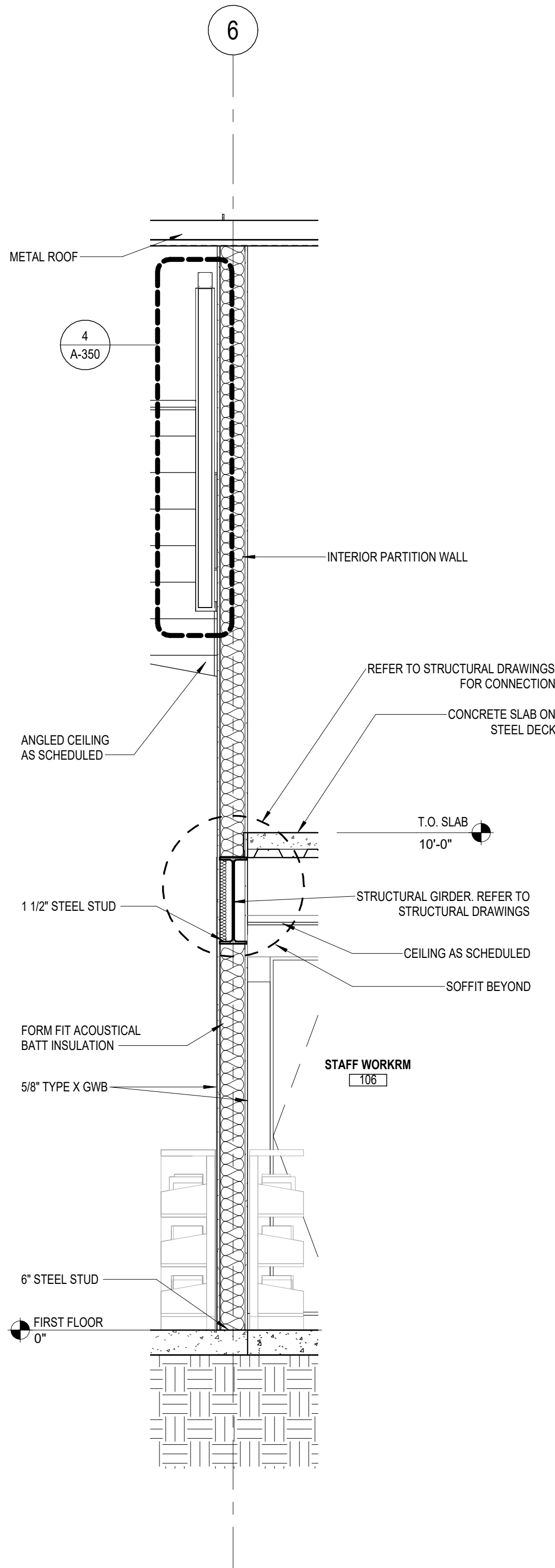
SCALE: 1/2" = 1'-0"



WALL SECTION 2

2

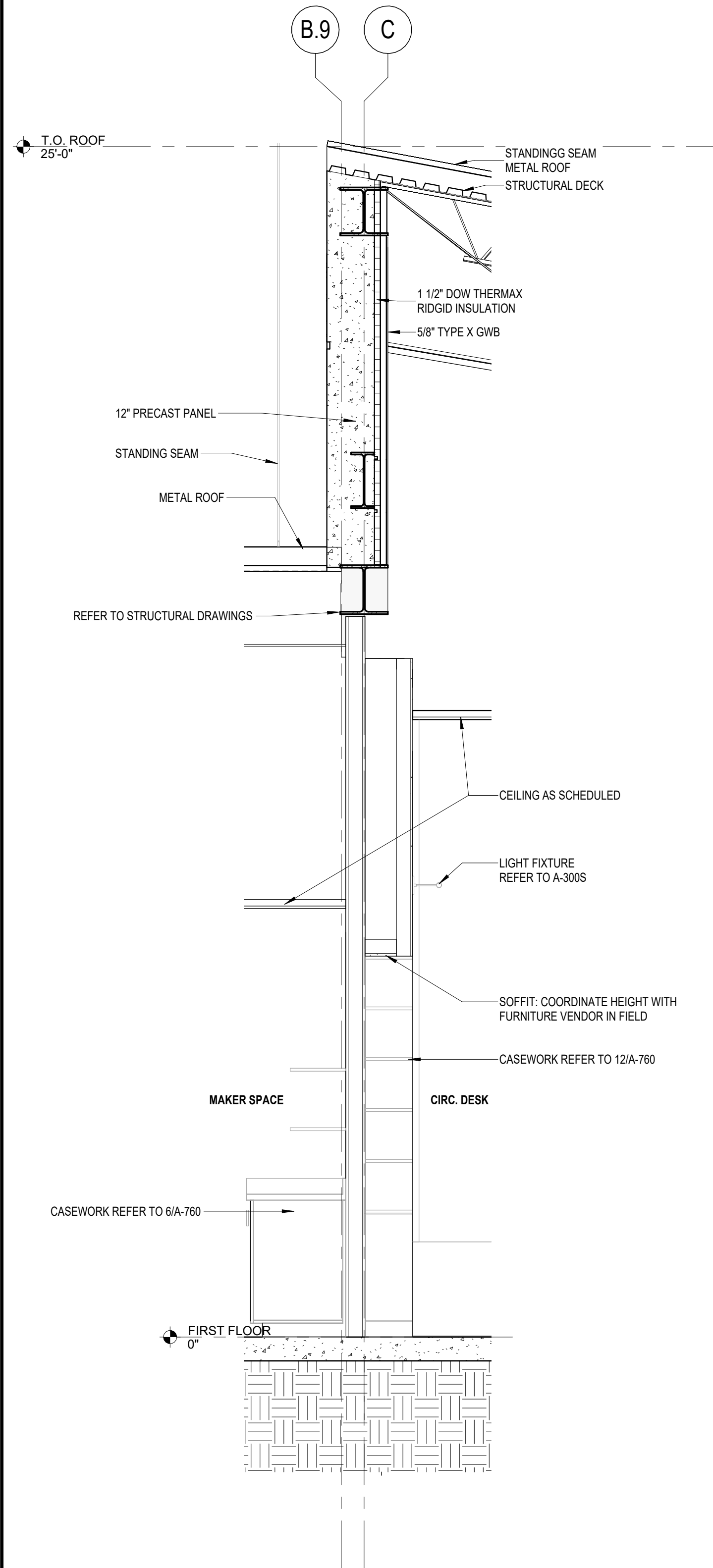
SCALE: 1/2" = 1'-0"



WALL SECTION 3

3

SCALE: 1/2" = 1'-0"

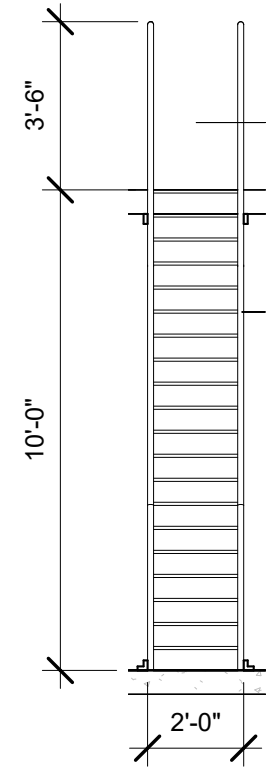


WALL SECTION 4

4

SCALE: 1/2" = 1'-0"

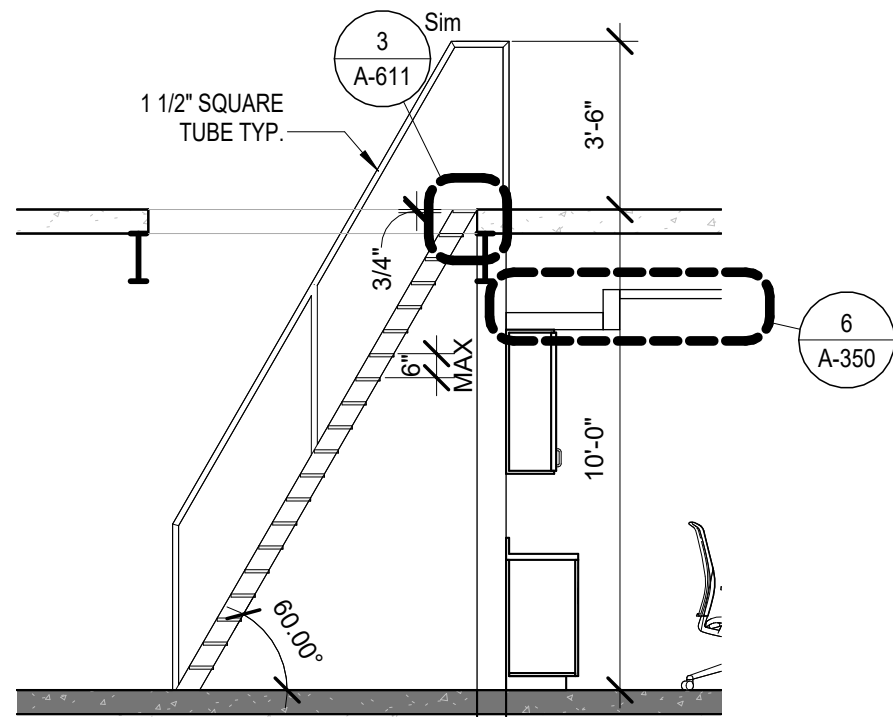
NOTE: SOME ELEMENTS MAY APPEAR SKEWED DUE TO SLOPED CEILING



SHIP LADDER ELEVATION

1

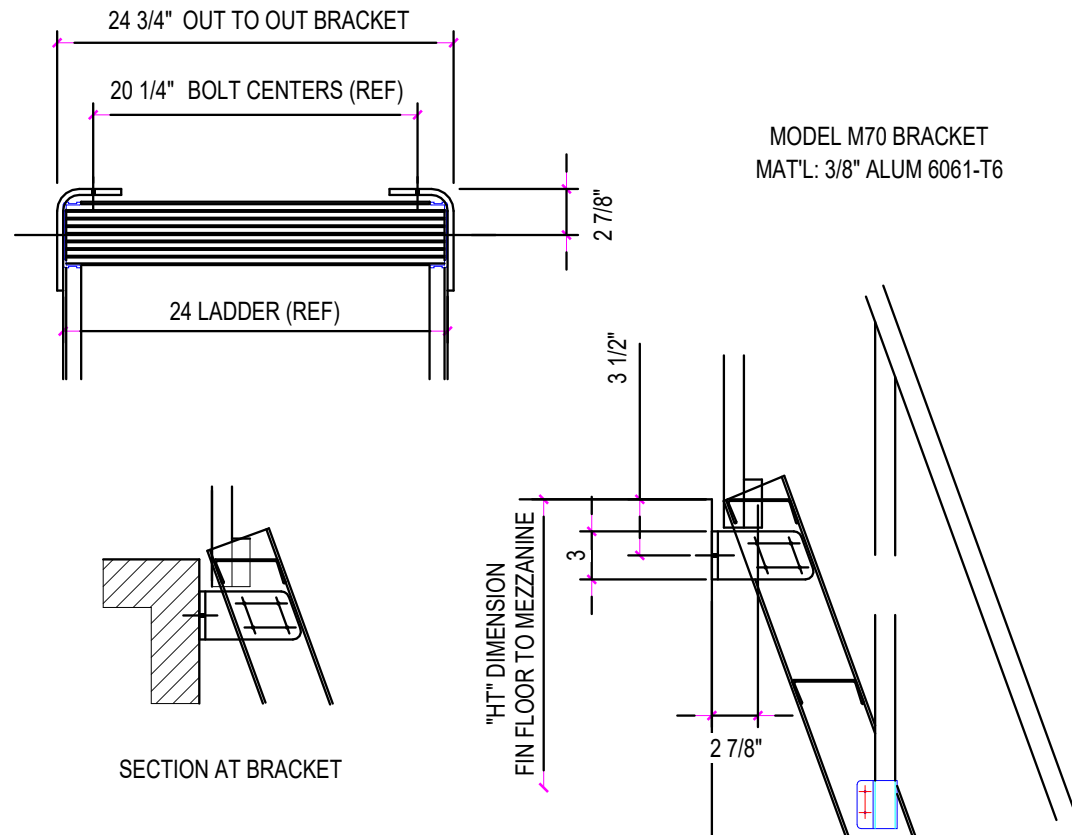
SCALE: 1/4" = 1'-0"



SHIP LADDER SECTION

2

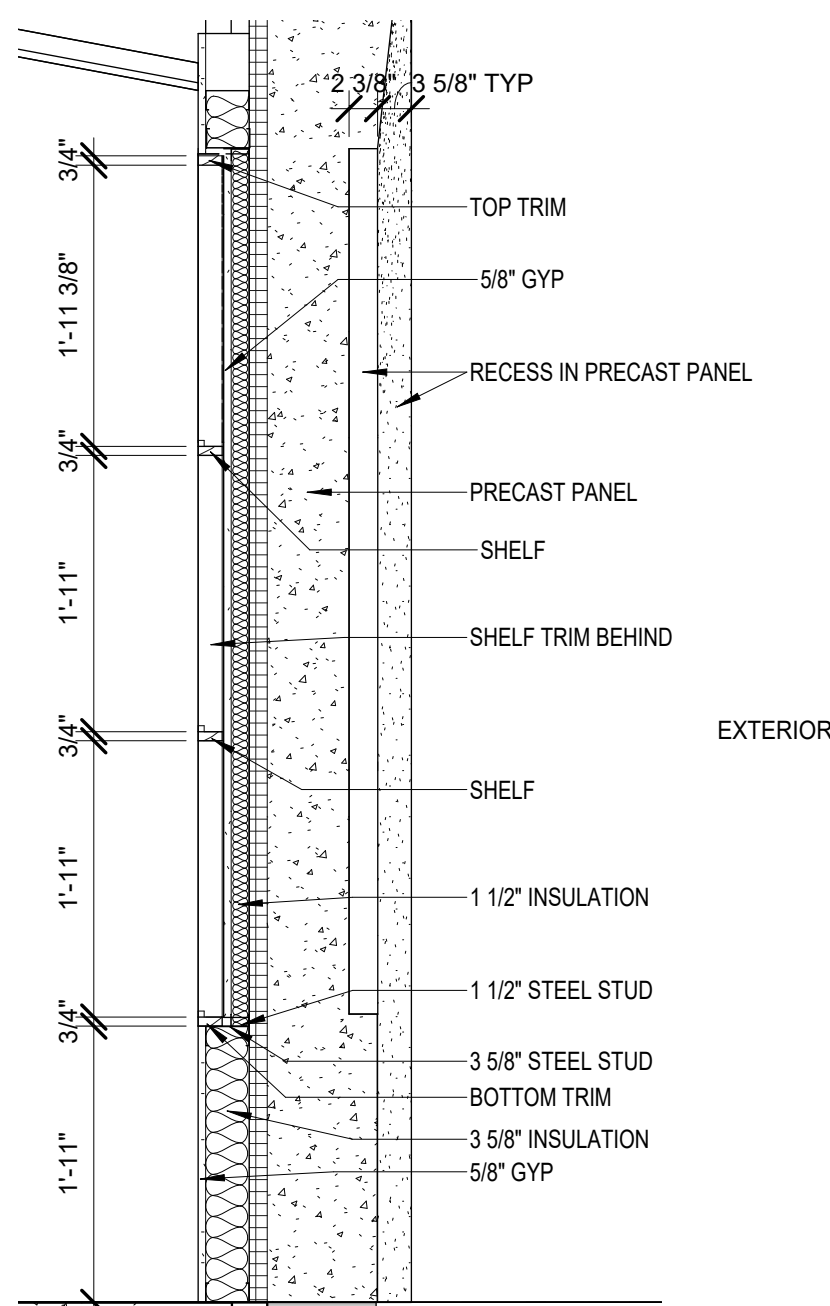
SCALE: 1/4" = 1'-0"



SHIP LADDER BRACKET DETAIL

3

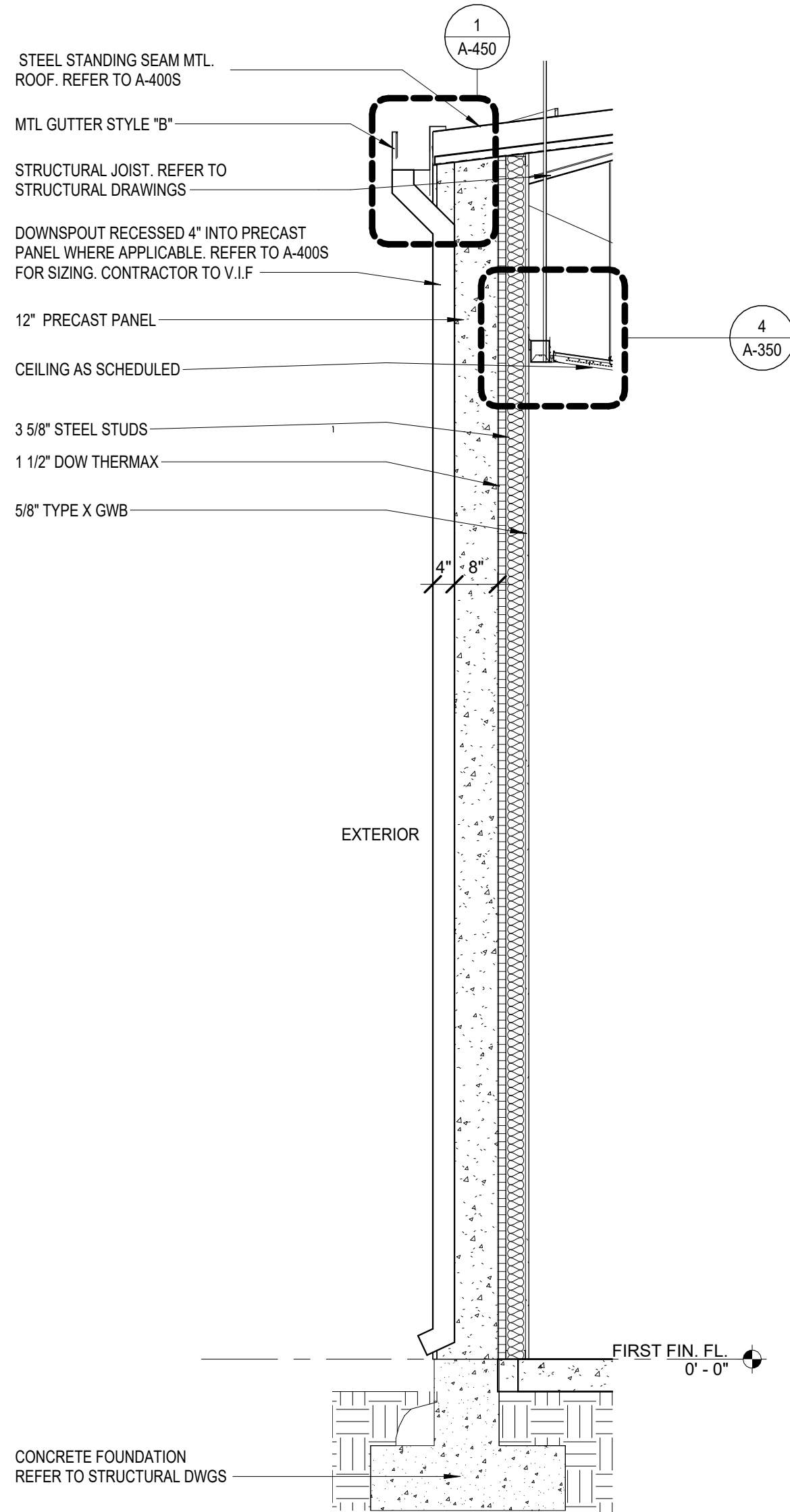
SCALE: 1" = 1'-0"



WALL SECTION 8

4

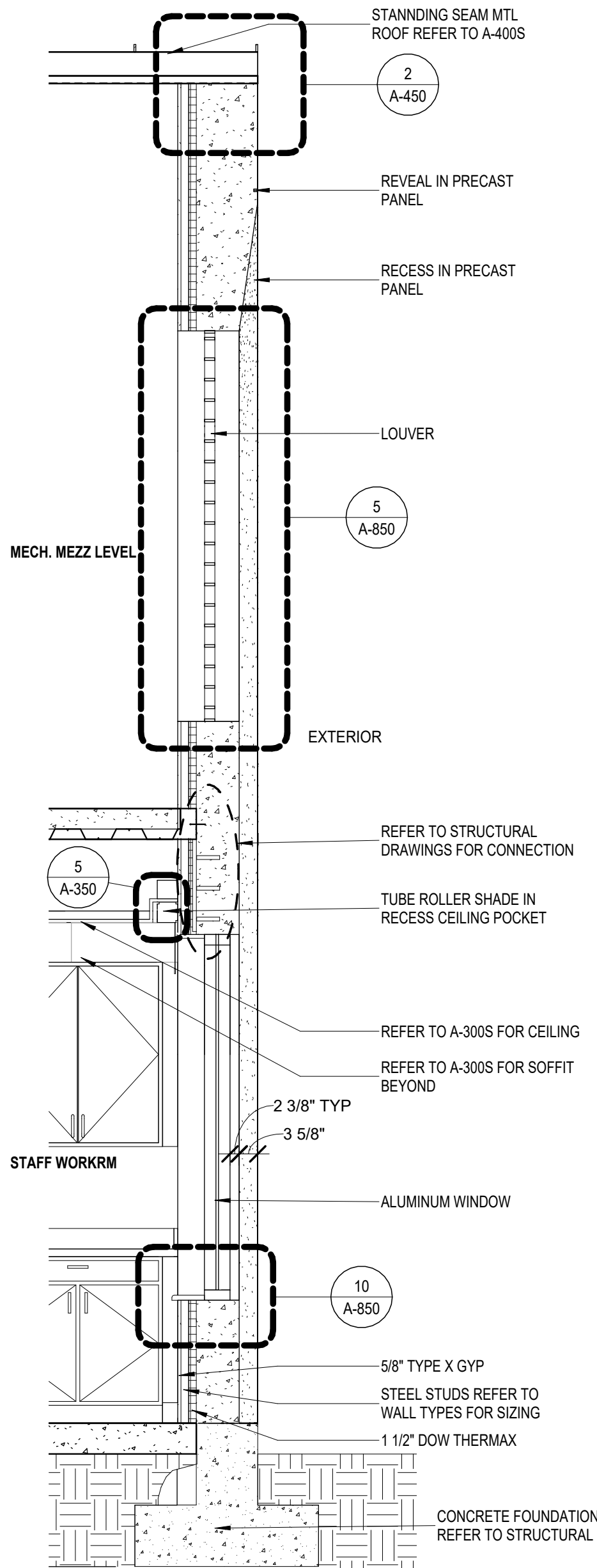
RECESSED SHELF DETAIL SCALE: 3/4" = 1'-0"



WALL SECTION 5

5

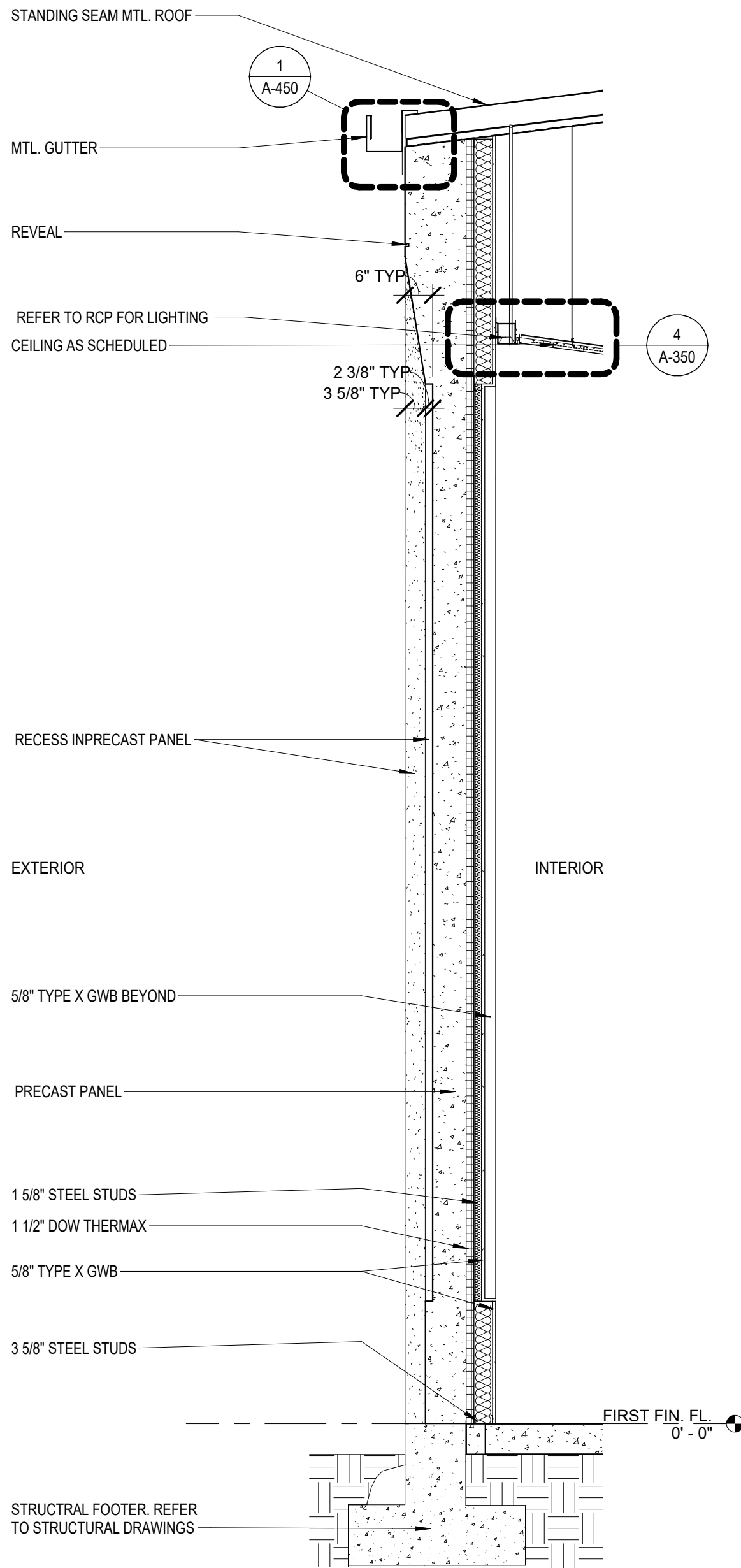
SCALE: 1/2" = 1'-0"



WALL SECTION 6

6

SCALE: 1/2" = 1'-0"



WALL SECTION 7

7

INTERIOR RECESS IN WALL SECTION TYP. HEIGHTS VARY SCALE: 1/2" = 1'-0"

宋


Song + Associates

Architecture • Planning • Interior Design

1545 Centrepark Drive North
West Palm Beach, Florida 33401
Telephone: 561-655-2423
Fax: 561-655-1482

AA - 0003165 IB - 0001095

Seal :



Name : ROBERT M. CASTROVINCI
License # : AR98054

Consultants :

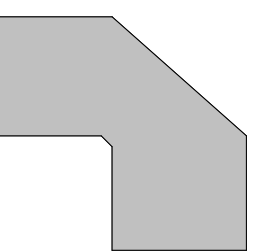
COPYRIGHT © 2023 SONG & ASSOCIATES, INC. ALL RIGHTS RESERVED. These drawings and specifications are instruments of service and shall remain the property of Song & Associates, Inc. whether the project for which they were prepared is executed or not. They are not to be used in any manner on other projects or extensions to this project except by agreement in writing with the appropriate compensation to Song & Associates, Inc. Reproduction of drawings or specifications without the written consent of Song & Associates, Inc. is prohibited.

ST. LUCIE COUNTY -
PORT ST. LUCIE
LIBRARY



180 NW PRIMA VISTA
BLVD.
PORT ST. LUCIE, FL
34983

Key Plan :



REVISION	DATE

Date : 02/28/2024

S+A Project No : 22026

Owner Project No :

Drawn By : Author

Checked By : Checker

Phase :

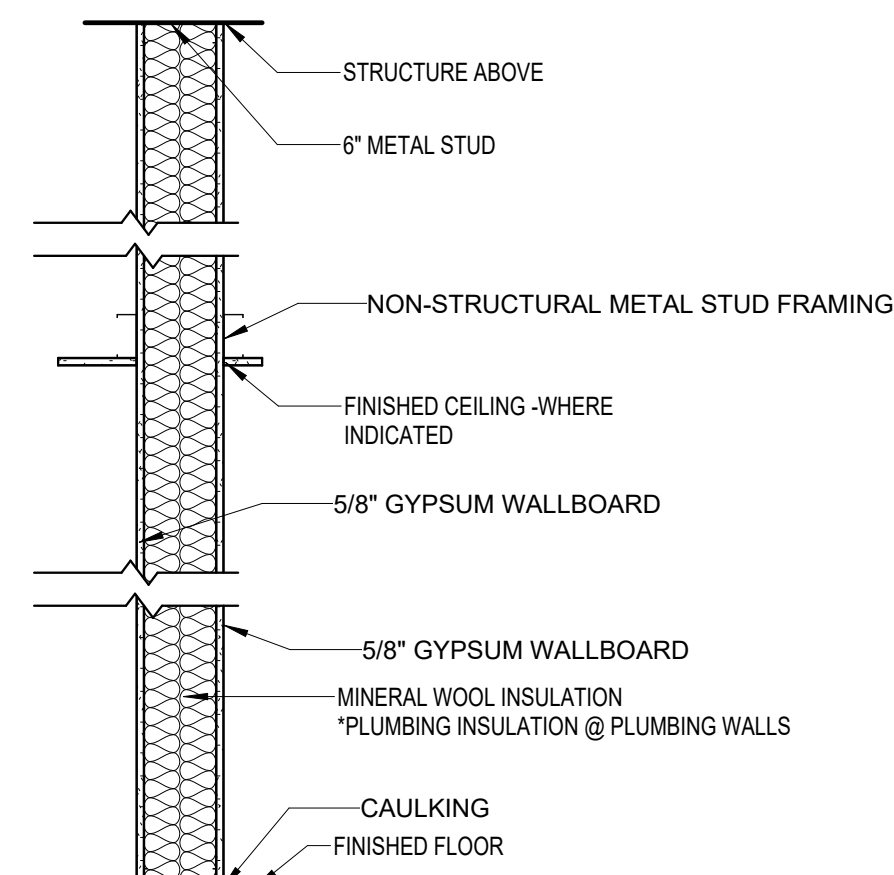
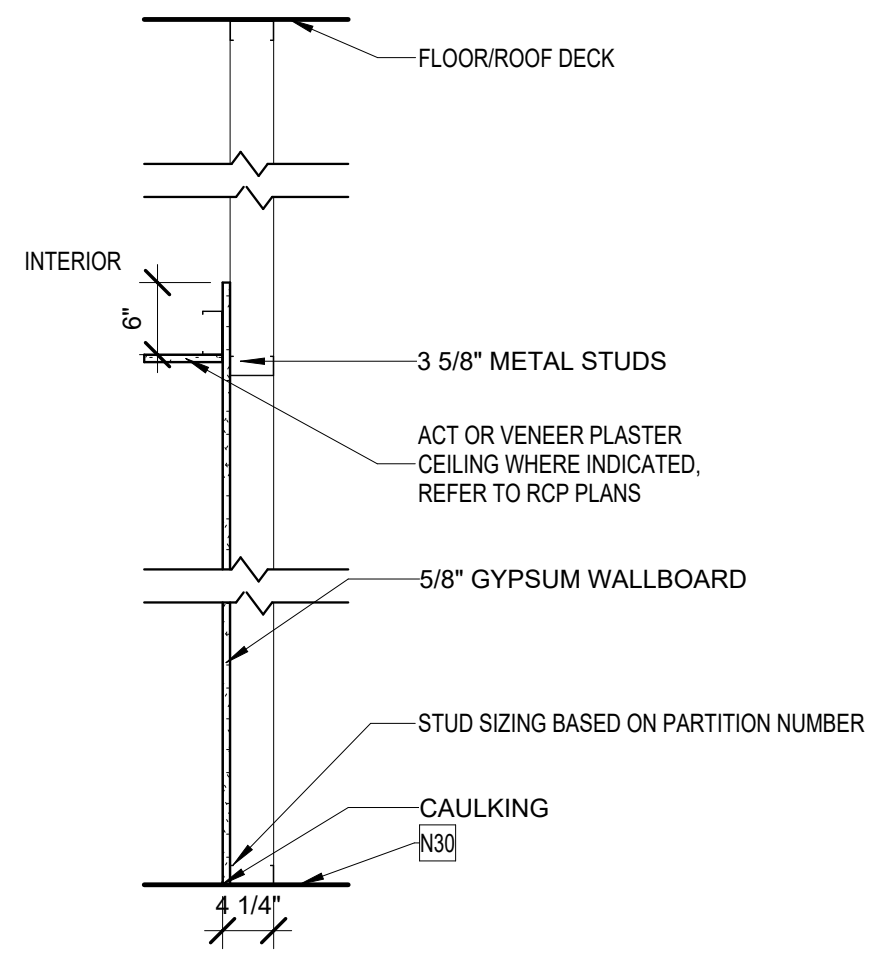
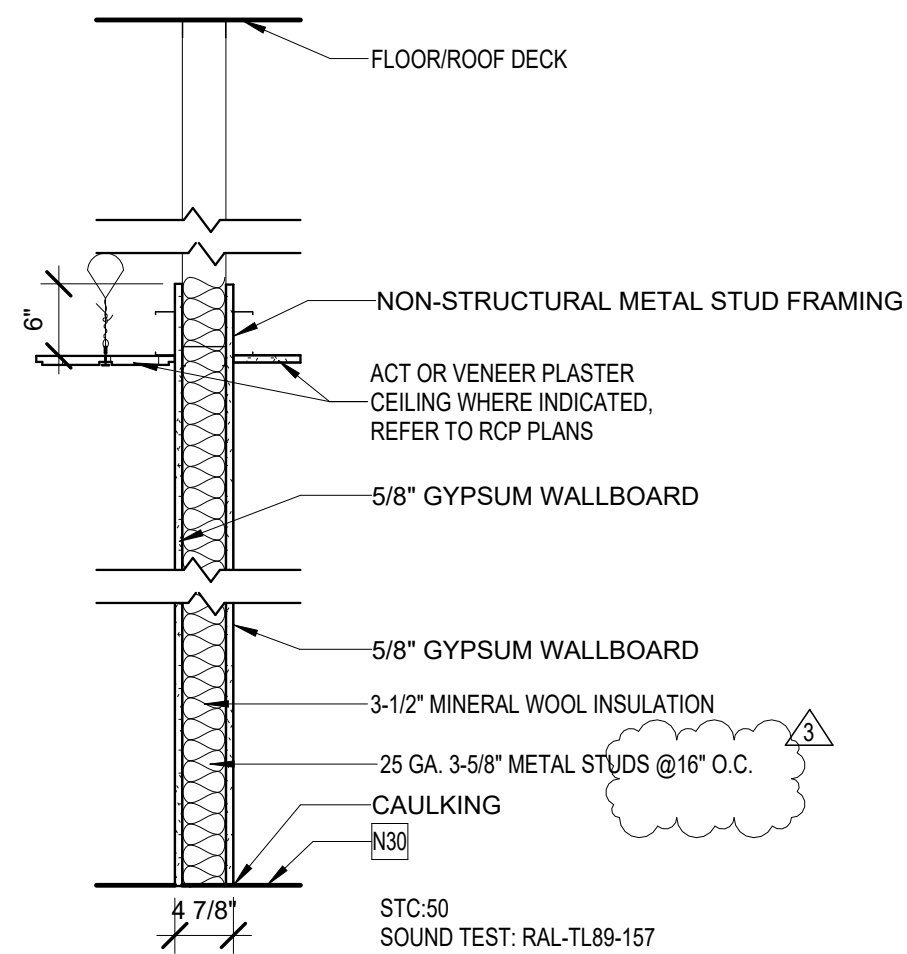
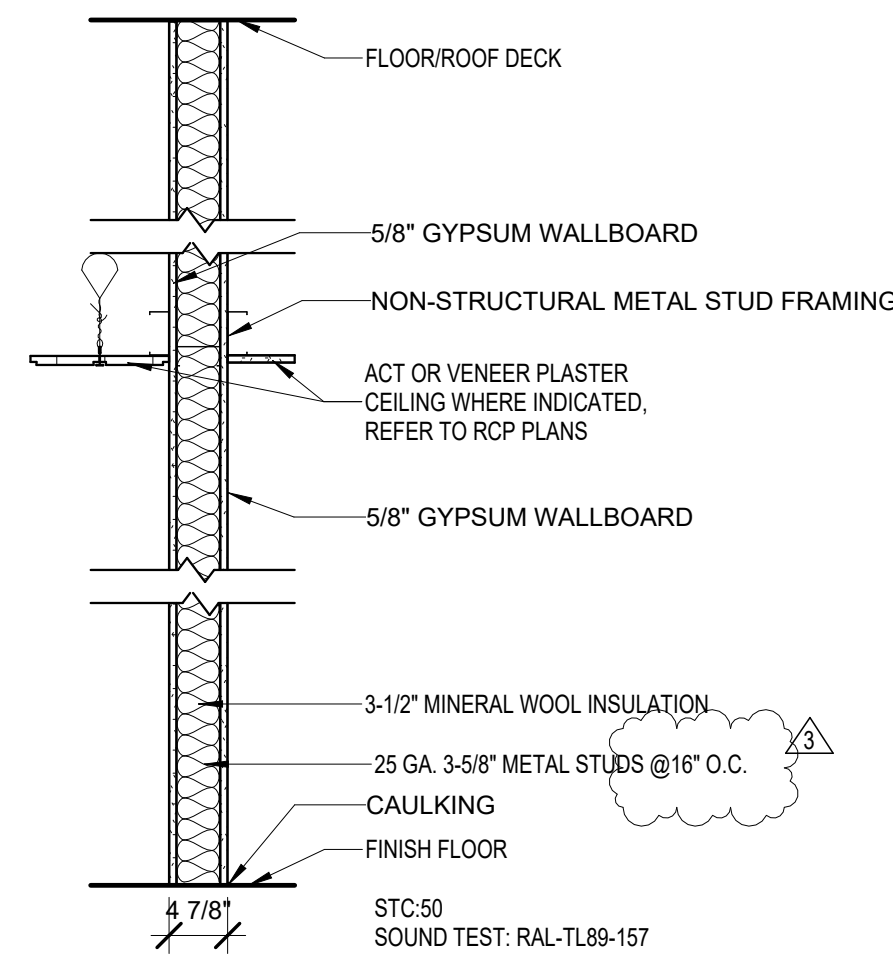
BID DOCUMENTS

Sheet Title :

WALL SECTIONS &
STAIR DETAILS

Sheet # :

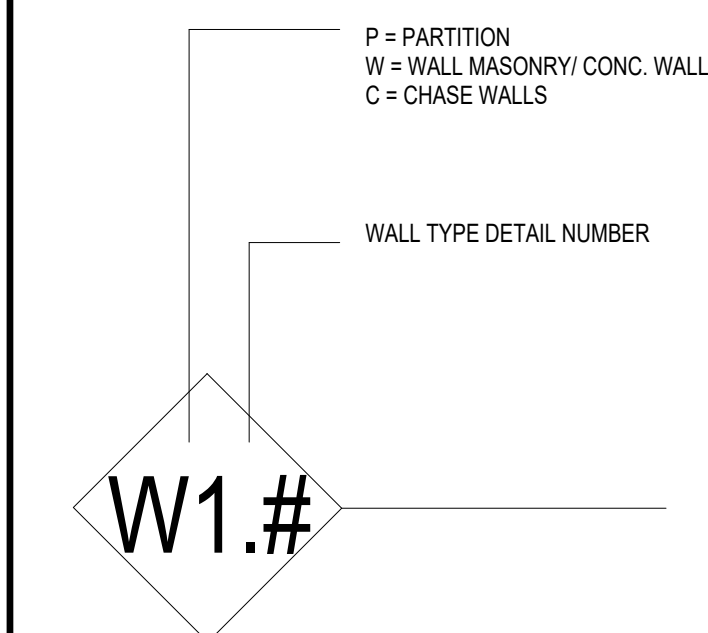
A-611



GENERAL WALL NOTES :

1. THESE WALL & PARTITION TYPES ARE DIAGRAMMATIC IN NATURE REFER TO BUILDING SECTIONS AND FIRE RESISTIVE DESIGNS FOR ADDITIONAL INFORMATION.
 2. WALL TAG DESIGNATION IS INTENDED TO INDICATE WALL TYPE ALONG AN ENTIRE WALL PLANE AND/OR SURFACE ALONG THE FULL LENGTH OF A SPACE OR CORRIDOR INCLUDING ASSOCIATED ALCOVES AND NICHES, UNLESS INDICATED OTHERWISE.
 3. ABOVE ALL PLASTER CEILINGS AND IN CONCEALED SPACES OF ALL FIRE RATED ASSEMBLIES, SIGNS OR STENCILED LETTERS SHALL BE PROVIDED EVERY 25'-0" O.C. WORDED AS SUCH: "X" HR FIRE & SMOKE BARRIER - PROTECT ALL OPENINGS" OR SMOKE PARTITION- SEAL ALL OPENINGS.
 4. REFER TO LIFE SAFETY PLANS FOR LOCATION AND FULL EXTENT OF FIRE AND SMOKE RATED WALLS AND PARTITIONS. CONTRACTOR SHALL BE RESPONSIBLE FOR MAINTAINING ALL WALL RATINGS.
 5. AT UNRATED ASSEMBLIES, WALL BOARD ASSEMBLY SHALL EXTEND TO DECK ABOVE & BE SEALED TO LIMIT PASSAGE OF SMOKE UNLESS PARTITION TYPE INDICATES OTHERWISE. FINISH SHALL EXTEND TO 6" ABOVE PLASTER CEILING UNLESS OTHERWISE REQUIRED.
 6. REFER TO FINISH SCHEDULE FOR TYPE OF WALL FINISH TO BE UTILIZED AT PARTICULAR LOCATIONS. EXTEND WALL FINISH 6" ABOVE PLASTER CEILING. CONTACT ARCHITECT WHERE PARTITION TYPES CONFLICT WITH SCHEDULES
 7. IF A PLASTER CEILING IS NOT REQUIRED IN A SPACE, CONTRACTOR SHALL CONTINUE WALL AND FINISH TO DECK ABOVE.
 8. ALL FURRING INDICATED SHALL BE 3-5/8" FREESTANDING U.N.O. FREESTANDING FURRING SHALL BE BRACED BACK TO WALL AT INTERVALS NOT-TO-EXCEED 8'-0" O.C. E.W. U.N.O.
 9. PROVIDE ACOUSTICAL INSULATION AS NEEDED AT WALLS OF MECHANICAL ROOMS & STAIRS U.N.O. TO OBTAIN AN STC OF 55
 10. MAXIMUM STUD SPACING & MIN. STUD GAUGE SHALL PROVIDE A MAXIMUM DEFLECTION OF L/240 UNDER A MINIMUM 5 PSF LATERAL LOAD, UNLESS OTHERWISE SPECIFIED, REFERENCE FRAMING W/ 20 GA. (AT 6" OR SMALLER STUDS) AND 18 GA. (AT 8" OR LARGER STUDS) @ 16" O.C. UNLESS HEAVIER GA. OR CLOSER SPACING IS REQUIRED TO PROVIDE A MIN. OF L/240 MAX. LATERAL DEFLECTION.
 11. SET FLOOR TRACKS IN TWO CONTINUOUS BEADS OF ACOUSTICAL SEALANT AT DESIGNATED ACOUSTICAL PARTITIONS
 12. ALL GWB SHALL BE 5/8" TYPE X, WITH MOLD/MILDEW RESISTANT PROPERTIES UNLESS OTHERWISE SPECIFIED, REFER TO SPECIFICATIONS FOR ADDITIONAL INFORMATION.
 13. STUD WALLS IN AREAS WITH WATER EXPOSURE SHALL RECEIVE 5/8" CEMENTITIOUS BOARD.
- ## RATED WALL NOTES :
1. RATED STEEL STUD PARTITION WALLS, JOINTS, PENETRATIONS AND WALL EXTENSIONS SHALL BE CONSTRUCTED IN ACCORDANCE WITH UL GA, W-H, OR FM DESIGN NUMBERS.
 2. THE PENETRATIONS OF RATED STEEL STUD PARTITION WALLS AND WALL EXTENSIONS SHALL BE CONSTRUCTED IN ACCORDANCE WITH SYSTEMS INDICATED.
 3. ALL RATED CONC. AND/OR MASONRY WALLS SHALL BE CONSTRUCTED IN ACCORDANCE WITH FBC SECTION 721 U.N.O.
 4. ALL PENETRATIONS OF RATED MASONRY WALLS SHALL BE CONSTRUCTED IN ACCORDANCE WITH SYSTEMS INDICATED.
 5. ALL ALTERNATE PENETRATION, JOINTS, HEAD OF WALLS, AND PROTECTION SYSTEMS MUST BE TEST CERTIFIED AND SUBMITTED FOR REVIEW AND APPROVAL.
 6. ALL PENETRATIONS OF RATED FLOOR/PLASTER CEILING ASSEMBLIES SHALL BE CONSTRUCTED IN ACCORDANCE WITH SYSTEMS INDICATED.

WALL TYPE SYMBOL LEGEND



宋
Song + Associates

Architecture • Planning • Interior Design

1545 Centrepark Drive North
West Palm Beach, Florida 33401
Telephone: 561-655-2423
Fax: 561-655-1482

AA - 0003165 IB -
0001095

Seal :




Name : ROBERT M. CASTROVINCI
License # : AR98054

Consultants :

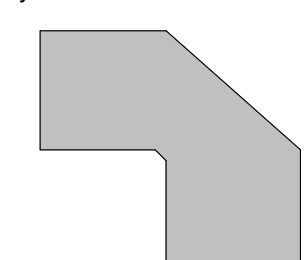
COPYRIGHT © 2023 SONG & ASSOCIATES, INC. ALL RIGHTS RESERVED. These drawings and specifications are instruments of service and shall remain the property of Song & Associates, Inc. whether the project for which they were prepared is executed or not. They are not to be used in any manner on other projects or extensions of this project except by agreement in writing with the appropriate compensation to Song & Associates, Inc. Reproduction of drawings or specifications without the written consent of Song & Associates, Inc. is prohibited.

ST. LUCIE
COUNTY -
PORT ST.
LUCIE BRANCH
LIBRARY



180 NW PRIMA VISTA
BLVD,
PORT ST. LUCIE, FL
34983

Key Plan :

[illegible]

Date : 02/28/2024

S+A Project No : 22026

Owner Project No : _____

Drawn By : XX

Checked By : XX

Phase :

100% DESIGN
DOCUMENTS

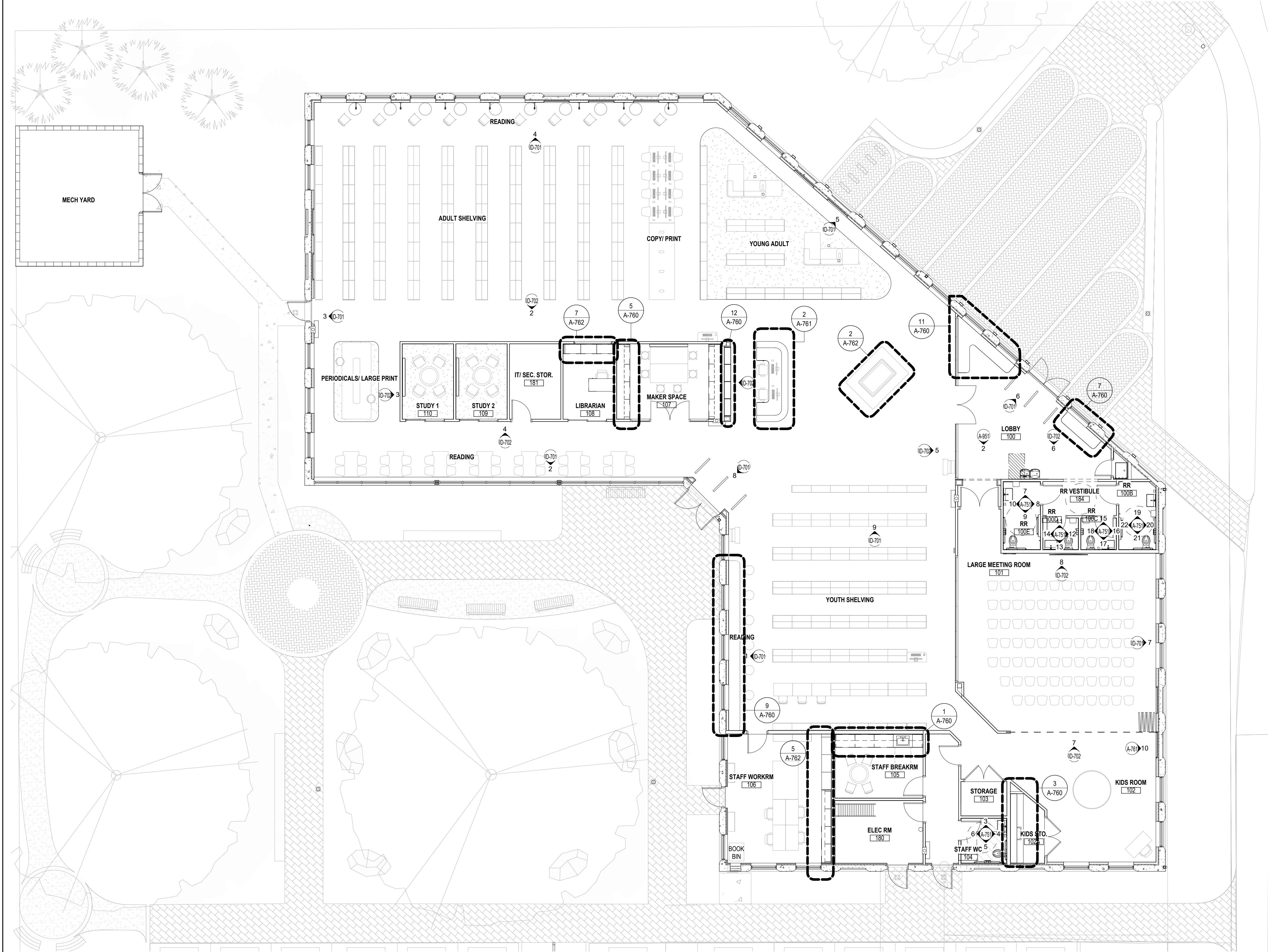
Sheet Title :

WALL AND PARTITION TYPES

Sheet # :

A-650

DATE: 2/28/2024 10:02:38 AM



FIRST FLOOR FFE PLAN

1

SCALE: 1/8" = 1'-0"

GENERAL NOTES

1. FF&E IS OWNER PROVIDED AS IT IS NOT IN CONTRACT. BASIS OF DESIGN IS R.GEORGE & ASSOCIATES INC.
2.FURNITURE SHOWN IS SHOWN FOR SPACE PROGRAMMING PURPOSES ONLY.

宋

Song + Associates

Architecture • Planning • Interior Design

1545 Centrepark Drive North
West Palm Beach, Florida 33401
Telephone: 561-655-2423
Fax: 561-655-1482

AA - 0003165 IB - 0001095

Seal :



Name : ROBERT M. CASTROVINCI
License # : AR98054

Consultants :

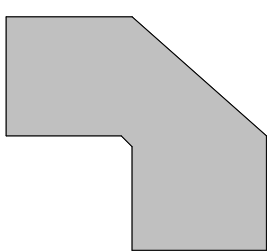
COPYRIGHT © 2023 SONG & ASSOCIATES, INC. ALL RIGHTS RESERVED. These drawings and specifications are instruments of service and shall remain the property of Song & Associates, Inc. whether the project for which they were prepared is executed or not. They are not to be used in any manner on other projects or extensions to this project except by agreement in writing with the appropriate compensation to Song & Associates, Inc. Reproduction of drawings or specifications without the written consent of Song & Associates, Inc. is prohibited.

ST. LUCIE COUNTY -
PORT ST. LUCIE
LIBRARY



180 NW PRIMA VISTA
BLVD.
PORT ST. LUCIE, FL
34983

Key Plan :



REVISION	DATE

Date : 02/28/2024
S+A Project No : 22026
Owner Project No :
Drawn By : XX
Checked By : XX
Phase :
BID DOCUMENTS

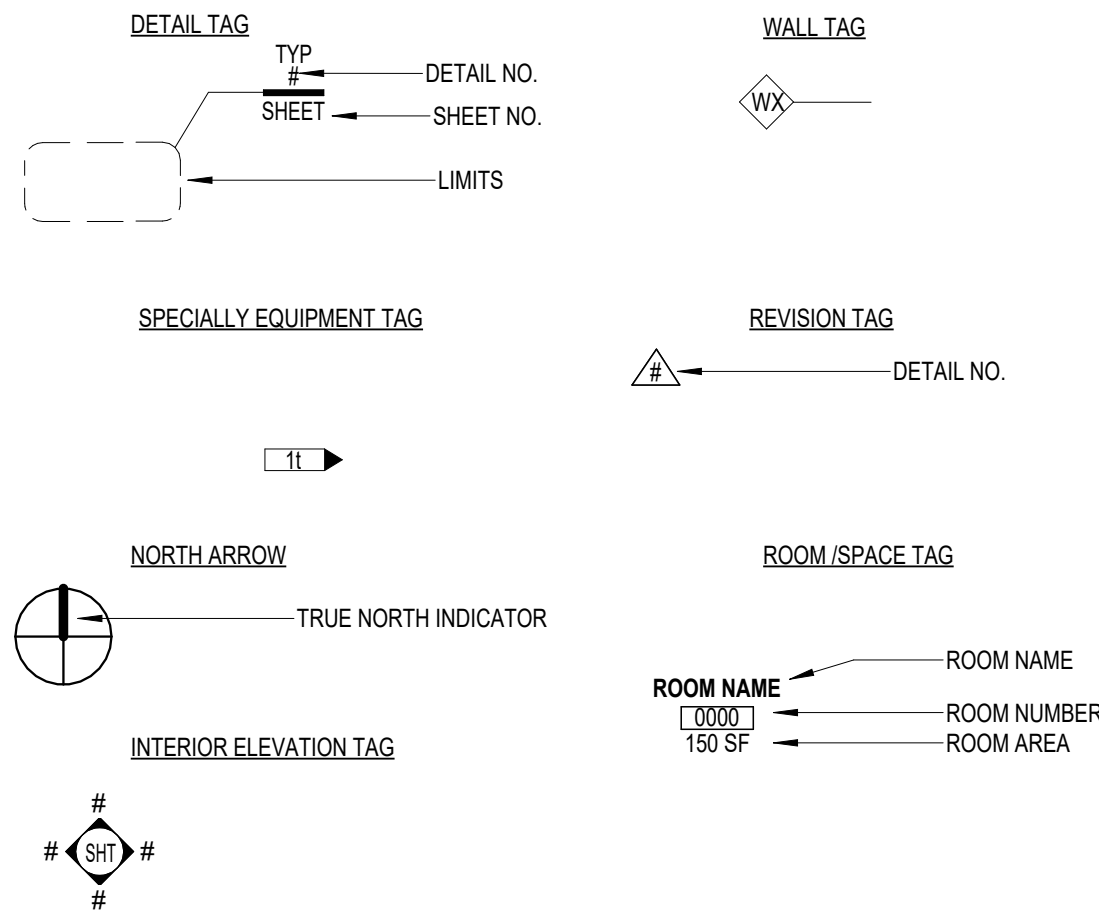
Sheet Title :

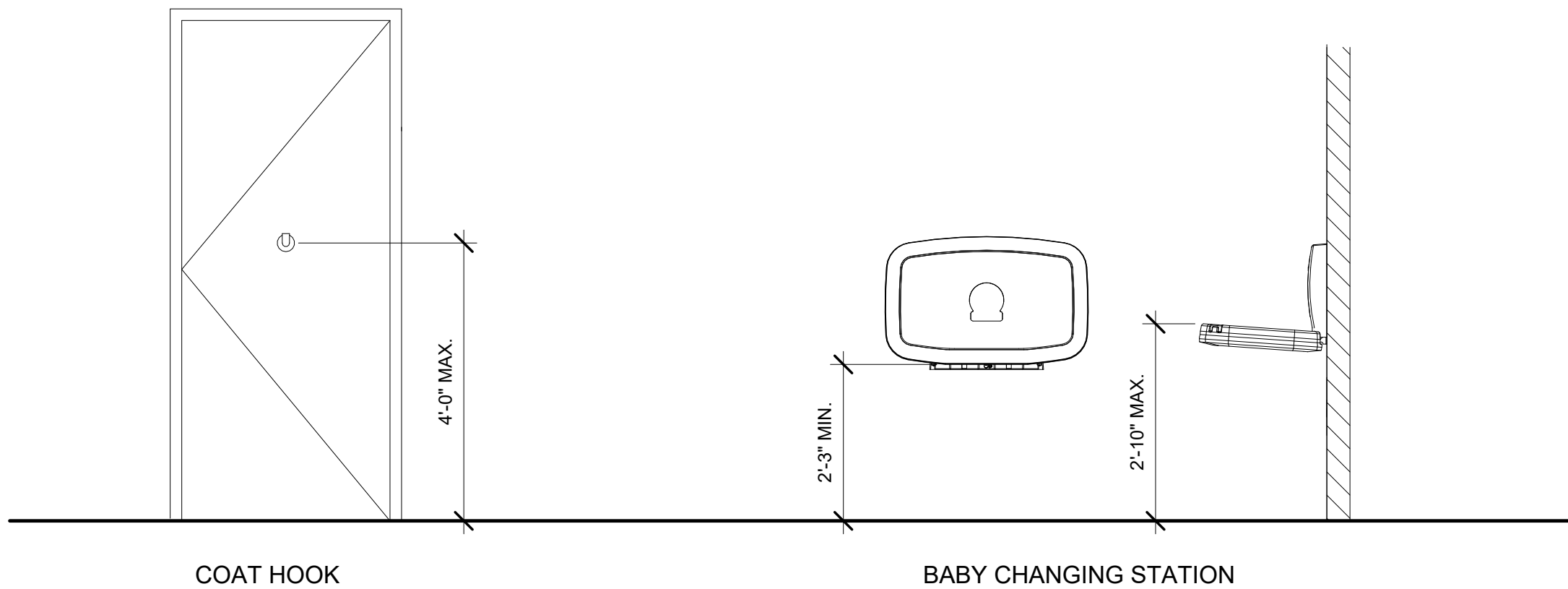
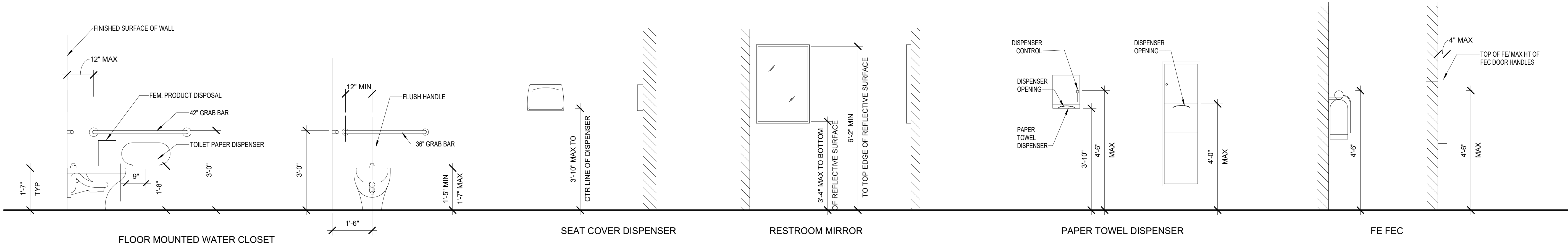
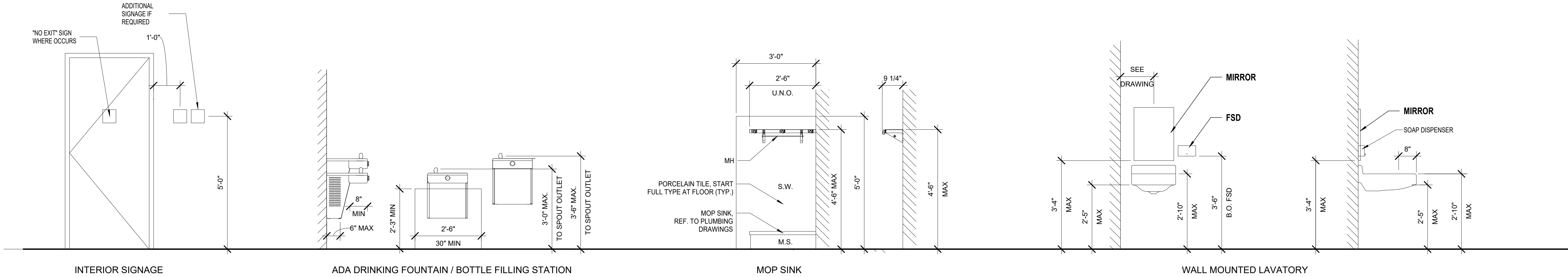
FIRST FLOOR
FURNITURE PLAN

Sheet # :

A-701

FLOOR PLAN LEGEND





宋


Song + Associates

Architecture • Planning • Interior Design

1545 Centrepark Drive North
West Palm Beach, Florida 33401
Telephone: 561-655-2423
Fax: 561-655-1482

AA - 0003165 IB - 0001095

Seal :



Name : ROBERT M. CASTROVINCI
License # : AR98054

Consultants :

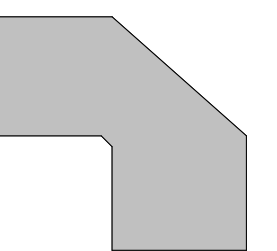
COPYRIGHT © 2023 SONG & ASSOCIATES, INC. ALL RIGHTS RESERVED. These drawings and specifications are instruments of service and shall remain the property of Song & Associates, Inc. whether the project for which they were prepared is executed or not. They are not to be used in any manner on other projects or extensions to this project except by agreement in writing with the appropriate compensation to Song & Associates, Inc. Reproduction of drawings or specifications without the written consent of Song & Associates, Inc. is prohibited.

ST. LUCIE COUNTY -
PORT ST. LUCIE
LIBRARY



180 NW PRIMA VISTA
BLVD.
PORT ST. LUCIE, FL
34983

Key Plan :



REVISION	DATE

Date : 02/28/2024

S+A Project No : 22026

Owner Project No :

Drawn By : XX

Checked By : XX

Phase :

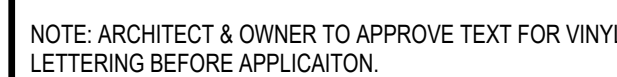
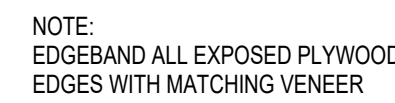
BID DOCUMENTS

Sheet Title :

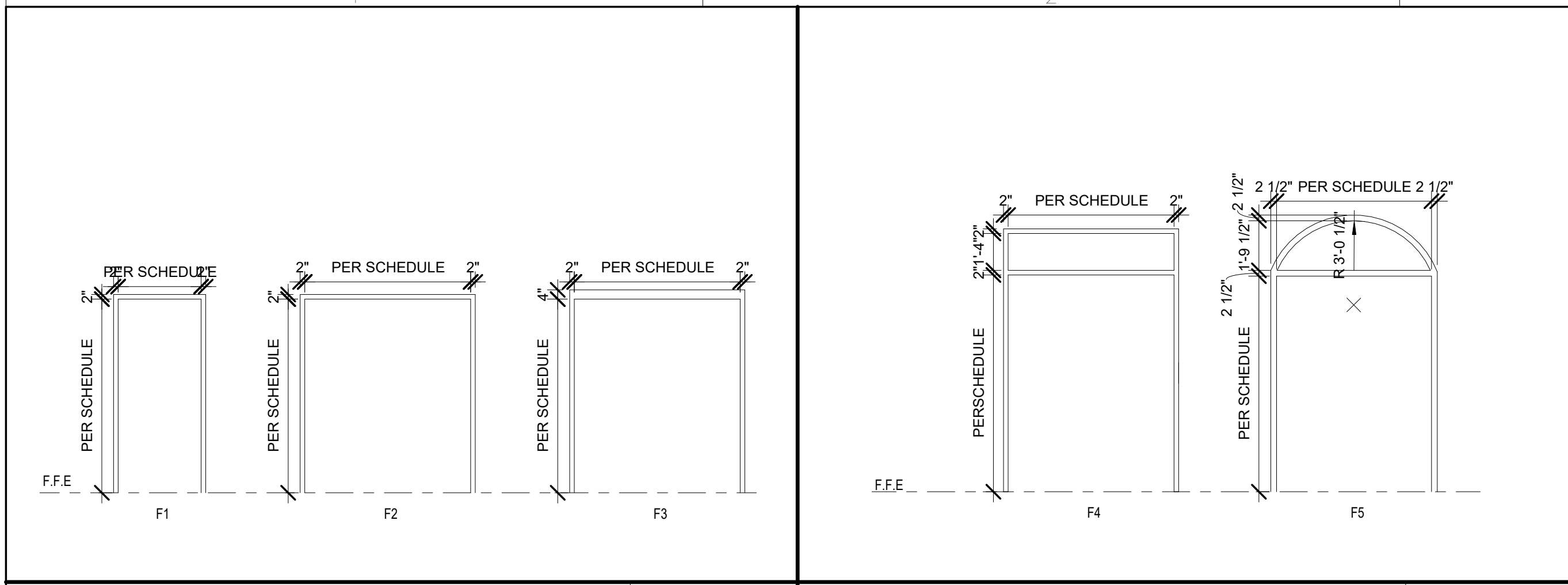
EQUIPMENT
DETAILS AND
MOUNTING
HEIGHTS

Sheet # :

A-750

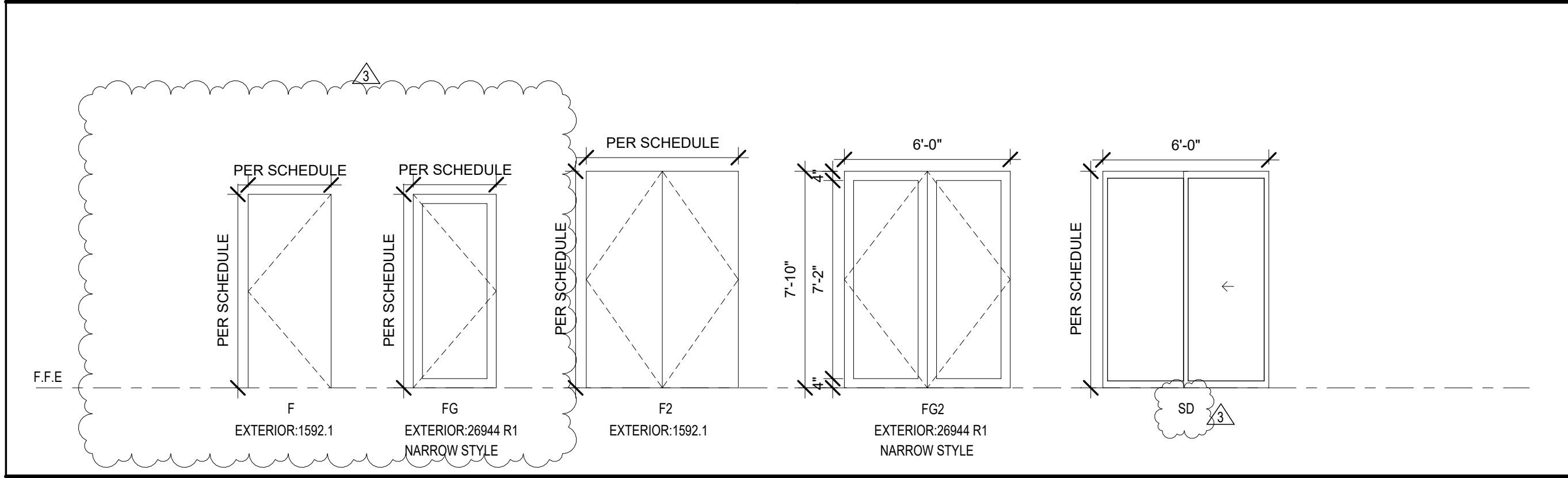


DATE: 2/28/2024 10:06:46 AM

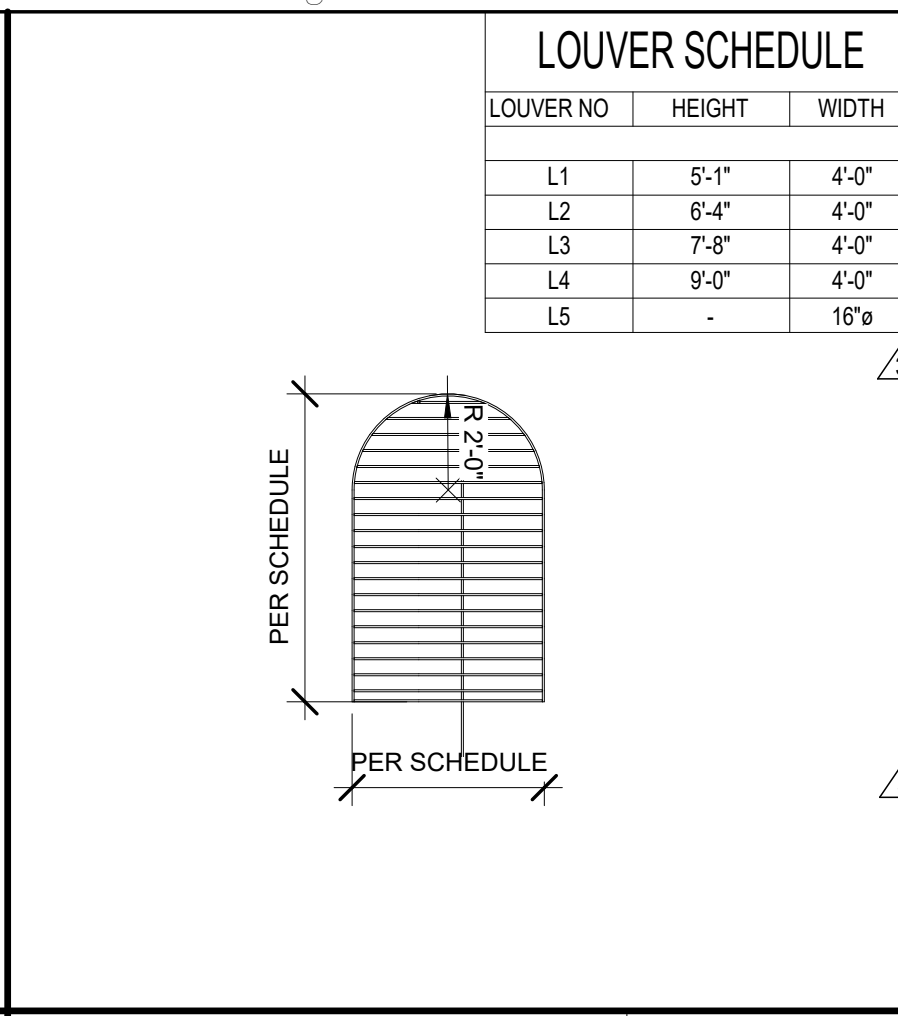


DOOR FRAME1SCALE: 1/4" = 1'-0"

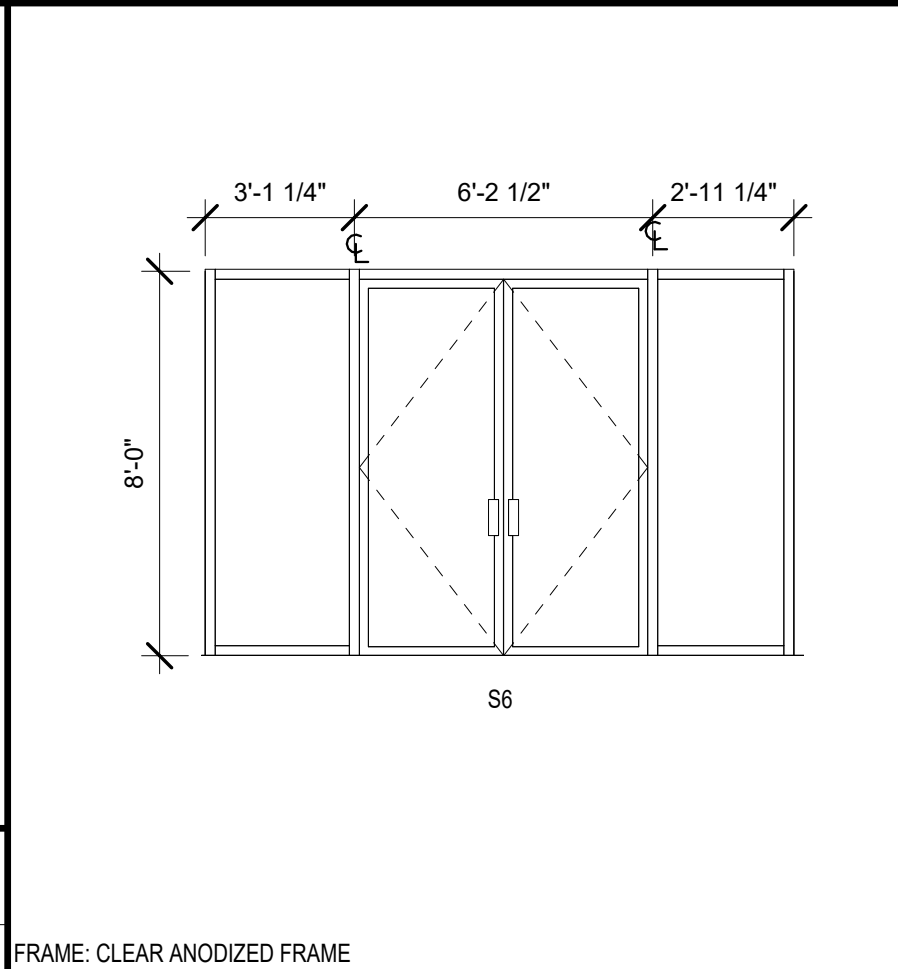
STOREFRONT DOOR TYPES2SCALE: 1/4" = 1'-0"



DOOR TYPES4SCALE: 1/4" = 1'-0"



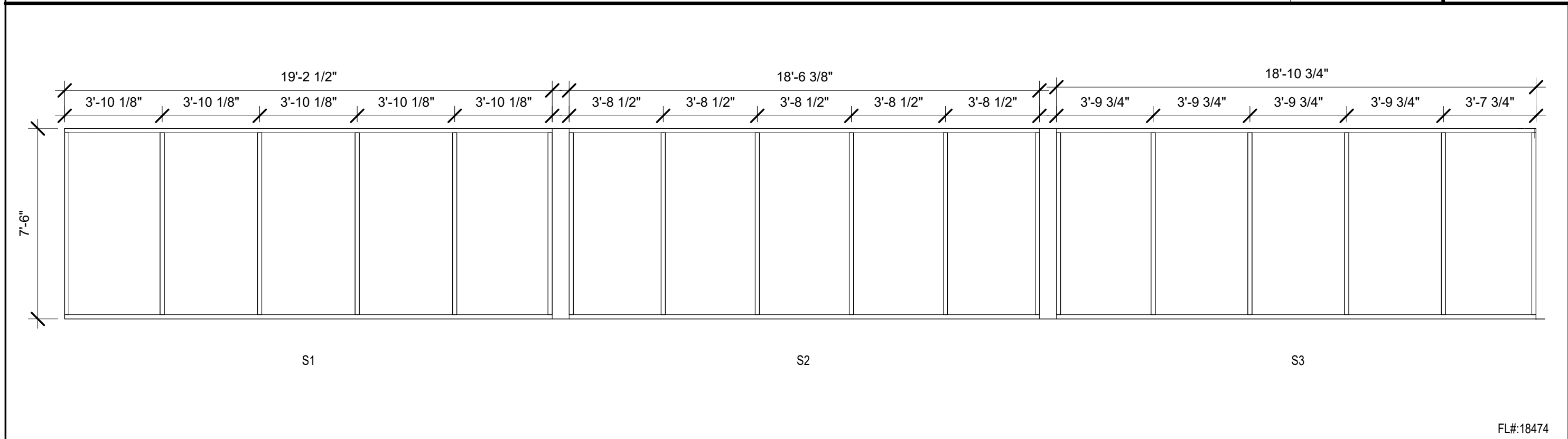
LOUVER ELEVATION3SCALE: 1/4" = 1'-0"



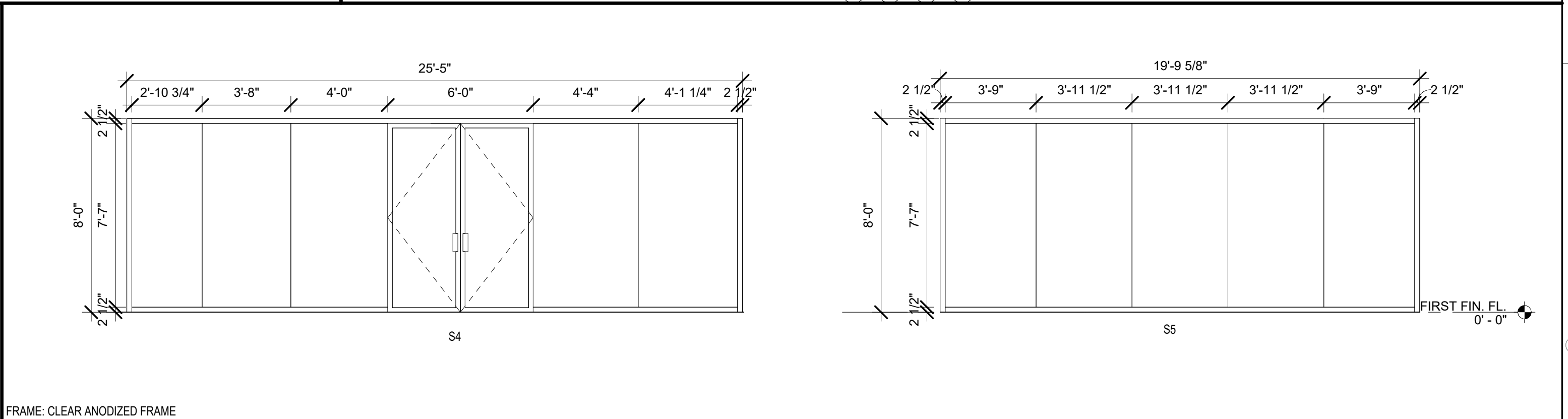
FRAME: CLEAR ANODIZED FRAME

DOOR SCHEDULE														
DOOR NO.	DOORS			FRAMES			DETAILS			HDW GROUP	GLAZING	FIRE RATING	REMARKS	
	WIDTH	HEIGHT	MAT	TYPE	SIZE	MAT	TYPE	HEAD	JAMB					SILL
100.1	6'-0"	7'-10"	ALUM	FG2	4 1/2"	ALUM	F5	1/A-850	3/A-850	4/A-850	01	X	NR	CARD ACCESS
100.2	6'-0"	7'-9 1/2"	ALUM	FG2	4 1/2"	ALUM	S4	4/A-851	5/A-851	4/A-850	04	X	NR	
100.3	3'-0"	7'-10"	HM	F	2"	HM	F1	6/A-850	7/A-850	9/A-850	03	X	NR	CARD ACCESS
100.4	6'-0"	7'-10"	ALUM	FG2	4 1/2"	ALUM	F4	1/A-850	3/A-850	4/A-850	01	X	NR	CARD ACCESS
100.5	3'-0"	7'-10"	ALUM	FG	2"	ALUM	F1	2/A-850	3/A-850	4/A-850	01	X	NR	CARD ACCESS, QTY 1 FOR HDW
100A	2'-6"	7'-10"	WD	F	2"	HM	F1	11/A-850	12/A-850	14/A-850	10		NR	
100B	3'-0"	7'-10"	WD	F	2"	HM	F1	11/A-850	12/A-850	14/A-850	08		NR	
100C	3'-0"	7'-10"	WD	F	2"	HM	F1	11/A-850	12/A-850	14/A-850	09		NR	
100D	3'-0"	7'-10"	WD	F	2"	HM	F1	11/A-850	12/A-850	14/A-850	09		NR	
100E	3'-0"	7'-10"	WD	F	2"	HM	F1	11/A-850	12/A-850	14/A-850	08		NR	
101	6'-0"	7'-10"	WD	FG2	2"	HM	F2	11/A-850	12/A-850	14/A-850	05	X	NR	
102	3'-0"	7'-10"	WD	FG	2"	HM	F1	11/A-850	12/A-850	14/A-850	11	X	NR	CARD ACCESS
102A	6'-0"	7'-10"	WD	F2	2"	HM	F2	11/A-850	12/A-850	14/A-850	06		NR	
103	6'-0"	7'-10"	WD	F2	2"	HM	F2	11/A-850	12/A-850	14/A-850	06		NR	
104	3'-0"	7'-10"	WD	F	2"	HM	F1	11/A-850	12/A-850	14/A-850	09		NR	
105	3'-0"	7'-10"	WD	FG	2"	HM	F1	11/A-850	12/A-850	14/A-850	07	X	NR	
106.1	3'-0"	7'-10"	WD	FG	2"	HM	F1	11/A-850	12/A-850	14/A-850	11	X	NR	CARD ACCESS
106.2	3'-0"	7'-10"	ALUM	FG	2"	ALUM	F1	2/A-850	3/A-850	4/A-850	01	X	NR	CARD ACCESS, QTY 1 FOR HDW
107	6'-0"	7'-10"	ALUM	FG2	4 1/2"	ALUM	S6	4/A-851	5/A-851	4/A-850	04	X	NR	
108	6'-0"	7'-10"	ALUM	SD	2"	ALUM	F2	1/A-851	2/A-851	3/A-851	12	X	NR	CLEAR ANODIZED FRAMES
109	6'-0"	7'-10"	ALUM	SD	2"	ALUM	B2	1/A-851	2/A-851	3/A-851	12	X	NR	CLEAR ANODIZED FRAMES
110	6'-0"	7'-10"	ALUM	SD	2"	ALUM	F2	1/A-851	2/A-851	3/A-851	12	X	NR	CLEAR ANODIZED FRAMES
180.1	3'-0"	7'-10"	HM	F	2"	HM	F1	11/A-850	12/A-850	14/A-850	11		NR	
180.2	3'-0"	7'-10"	HM	F	2"	HM	F1	6/A-850	7/A-850	9/A-850	03	X	NR	CARD ACCESS
181	3'-0"	7'-10"	HM	F	2"	HM	F1	11/A-850	12/A-850	14/A-850	11		NR	CARD ACCESS
182	6'-0"	7'-10"	HM	F2	4"	HM	F3	16/A-850	17/A-850	9/A-850	02		NR	

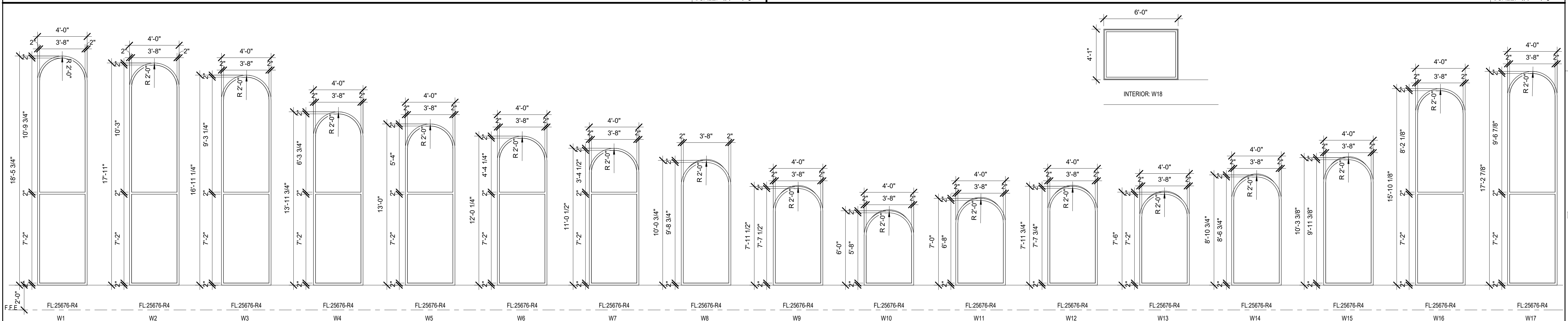
WINDOW SCHEDULE												
WINDOW MARK	OVERALL FRAME SIZE		FRAME MATERIAL	GLAZING		DETAILS			ACCESSORIES	REMARKS		
	WIDTH	HEIGHT		THICKNESS	TYPE	HEAD	JAMB	SILL				
W1	4'-0"	17'-6"	ALUM	9/16"	04	15/A-850	8/A-850	10/A-850	ROLLER SHADE*			
W2	4'-0"	17'-6"	ALUM	9/16"	04	15/A-850	8/A-850	10/A-850	ROLLER SHADE*			
W3	4'-0"	15'-9"	ALUM	9/16"	04	15/A-850	8/A-850	10/A-850	ROLLER SHADE*			
W4	4'-0"	12'-10"	ALUM	9/16"	04	15/A-850	8/A-850	10/A-850	ROLLER SHADE*			
W5	4'-0"	11'-10"	ALUM	9/16"	04	15/A-850	8/A-850	10/A-850	ROLLER SHADE*			
W6	4'-0"	10'-10"	ALUM	9/16"	04	15/A-850	8/A-850	10/A-850	ROLLER SHADE*			
W7	4'-0"	10'-10"	ALUM	9/16"	04	15/A-850	8/A-850	10/A-850	ROLLER SHADE*			
W8	4'-0"	8'-11"	ALUM	9/16"	04	15/A-850	8/A-850	10/A-850	ROLLER SHADE*			
W9	4'-0"	6'-9"	ALUM	9/16"	04	15/A-850	8/A-850	10/A-850	ROLLER SHADE*			
W10	4'-0"	6'-0"	ALUM	9/16"	04	15/A-850	8/A-850	10/A-850	ROLLER SHADE*			
W11	4'-0"	6'-0"	ALUM	9/16"	04	15/A-850	8/A-850	10/A-850	ROLLER SHADE*			
W12	4'-0"	8'-3"	ALUM	9/16"	04	15/A-850	8/A-850	10/A-850	ROLLER SHADE*			
W13	4'-0"	6'-11"	ALUM	9/16"	04	15/A-850	8/A-850	10/A-850	ROLLER SHADE*			
W14	4'-0"	8'-4"	ALUM	9/16"	04	15/A-850	8/A-850	10/A-850	ROLLER SHADE*			
W15	4'-0"	9'-8"	ALUM	9/16"	04	15/A-850	8/A-850	10/A-850	ROLLER SHADE*			
W16	4'-0"	15'-1"	ALUM	9/16"	04	15/A-850	8/A-850	10/A-850	ROLLER SHADE*			
W17	4'-0"	16'-6"	ALUM	9/16"	04	15/A-850	8/A-850	10/A-850	ROLLER SHADE*			
W18	6'-0"	4'-1"	ALUM		02	18/A-850	13/A-850	18/A-850				
GLASS TYPE LEGEND												
02 TEMPERED SAFETY GLASS												
04 IMPACT TINTED GLASS												
NOTES:												
BASIS OF DESIGN: GUARDIAN GLASS SNX 6227 CLEAR, TRULITE STOREFRONT SYSTEM 3100 & 352, FRAME COLOR RAL 8004												
ROLLER SHADE: LIFESTYLE SOLAR SHADES, PEARL, 5%												



EXTERIOR STOREFRONT TYPES5SCALE: 1/4" = 1'-0"



INTERIOR STOREFRONT TYPES6SCALE: 1/4" = 1'-0"



WINDOW TYPES7SCALE: 1/4" = 1'-0"

宋

Song + Associates

Architecture • Planning • Interior Design

1545 Centrepark Drive North
West Palm Beach, Florida 33401
Telephone: 561-655-2423
Fax: 561-655-1482

AA - 0003165 IB - 0001095

Seal :
ROBERT M. CASTROVINICI
REGISTERED ARCHITECT
AR98054

Name : ROBERT M. CASTROVINICI
License # : AR98054

Consultants :

COPYRIGHT © 2023 SONG & ASSOCIATES, INC. ALL RIGHTS RESERVED. These drawings and specifications are instruments of service and shall remain the property of Song & Associates, Inc. whether the project for which they were prepared is executed or not. They are not to be used in any manner on other projects or extensions to this project except by agreement in writing with the appropriate compensation to Song & Associates, Inc. Reproduction of drawings or specifications without the written consent of Song & Associates, Inc. is prohibited.

ST. LUCIE COUNTY - PORT ST. LUCIE BRANCH LIBRARY

180 NW PRIMA VISTA BLVD.
PORT ST. LUCIE, FL 34983

Key Plan :

REVISION
ADDENDUM

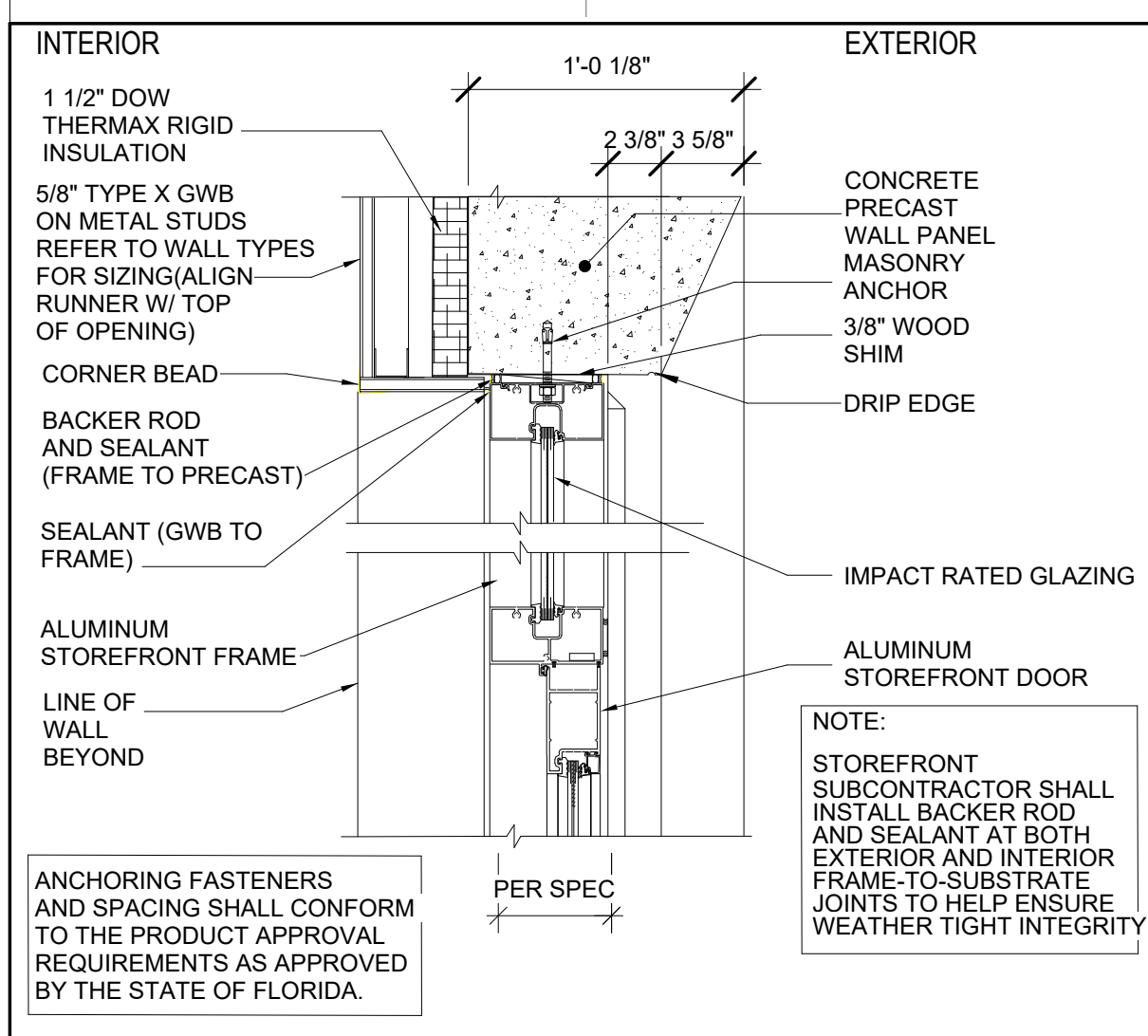
DATE
05/10/24

Date : 02/28/2024
S+A Project No : 22026
Owner Project No :
Drawn By : XX
Checked By : XX
Phase : 100% DESIGN DOCUMENTS

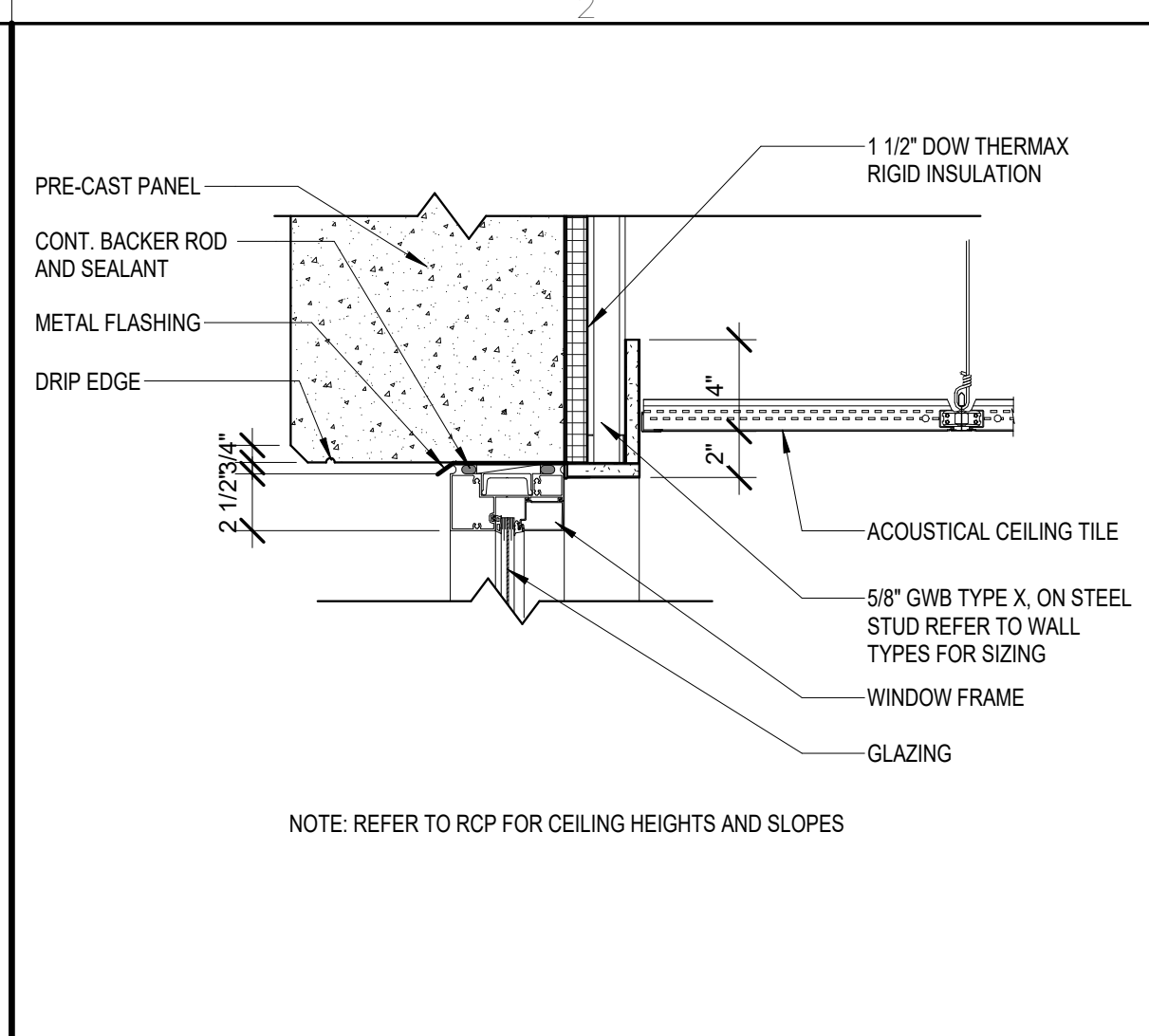
Sheet Title :
DOOR, WINDOW TYPES & SCHEDULES

Sheet # :

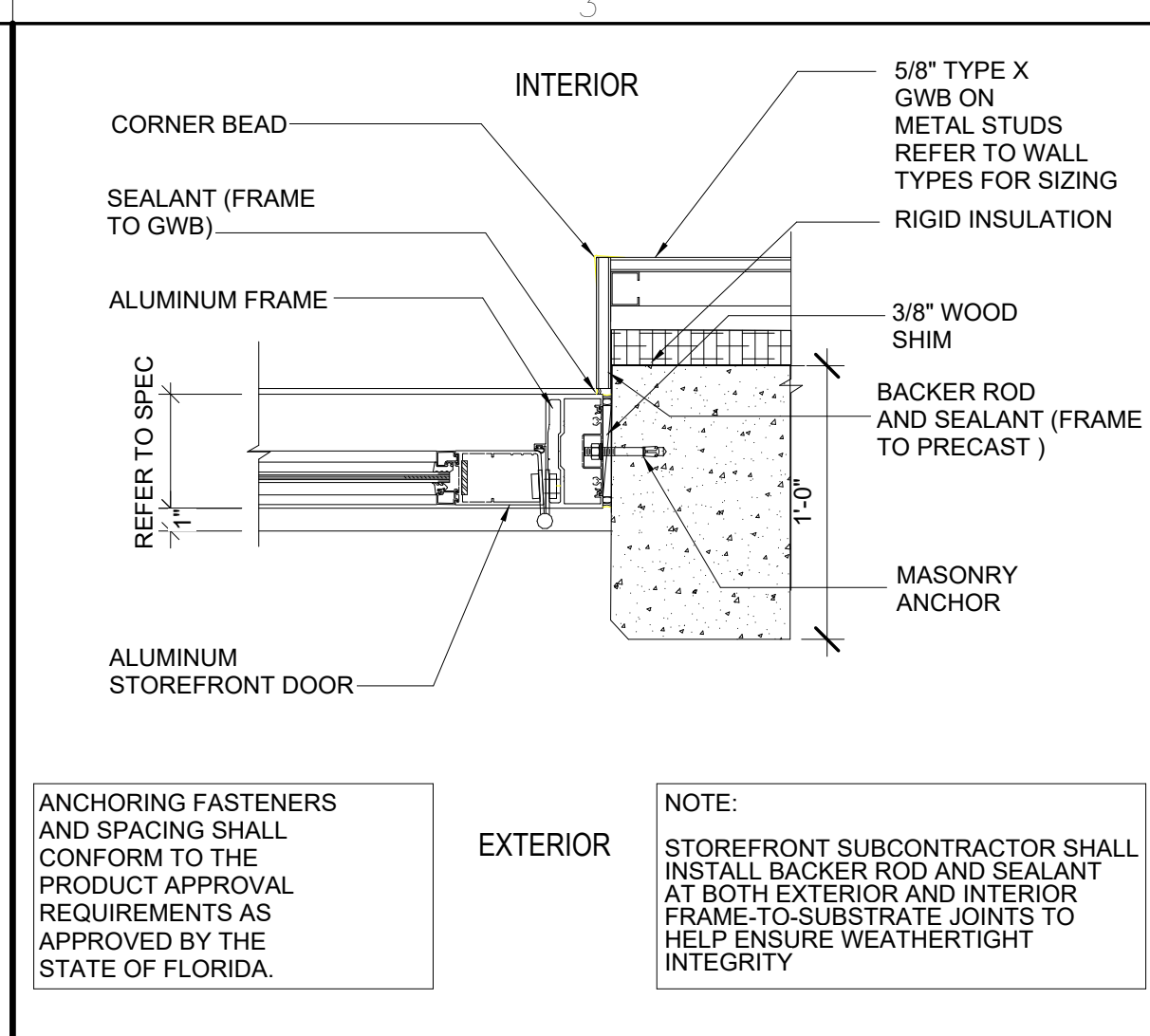
A-801



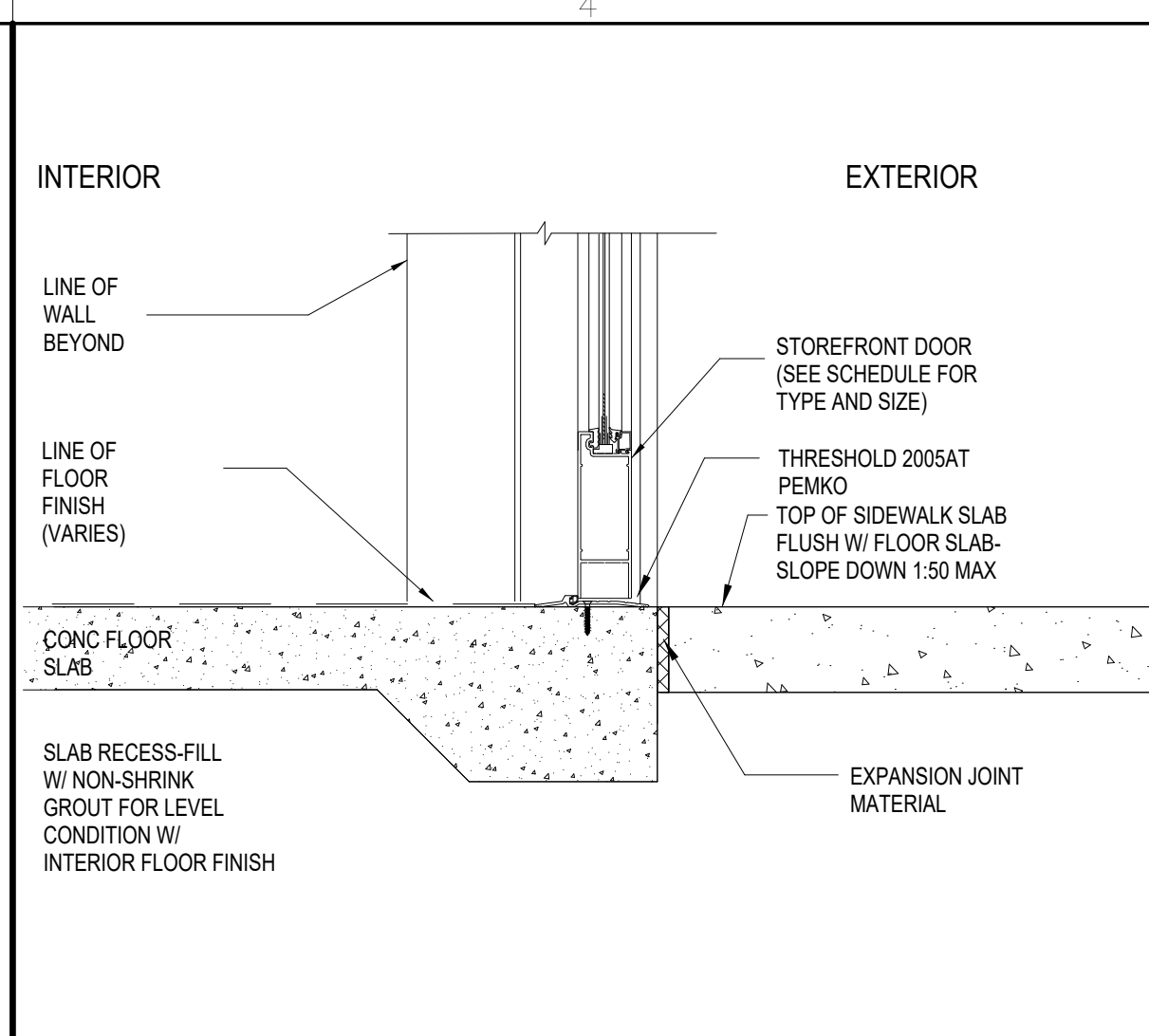
STOREFRONT DOOR HEAD DETAIL 1
OVERHEAD GLAZING SCALE: 1 1/2" = 1'-0"



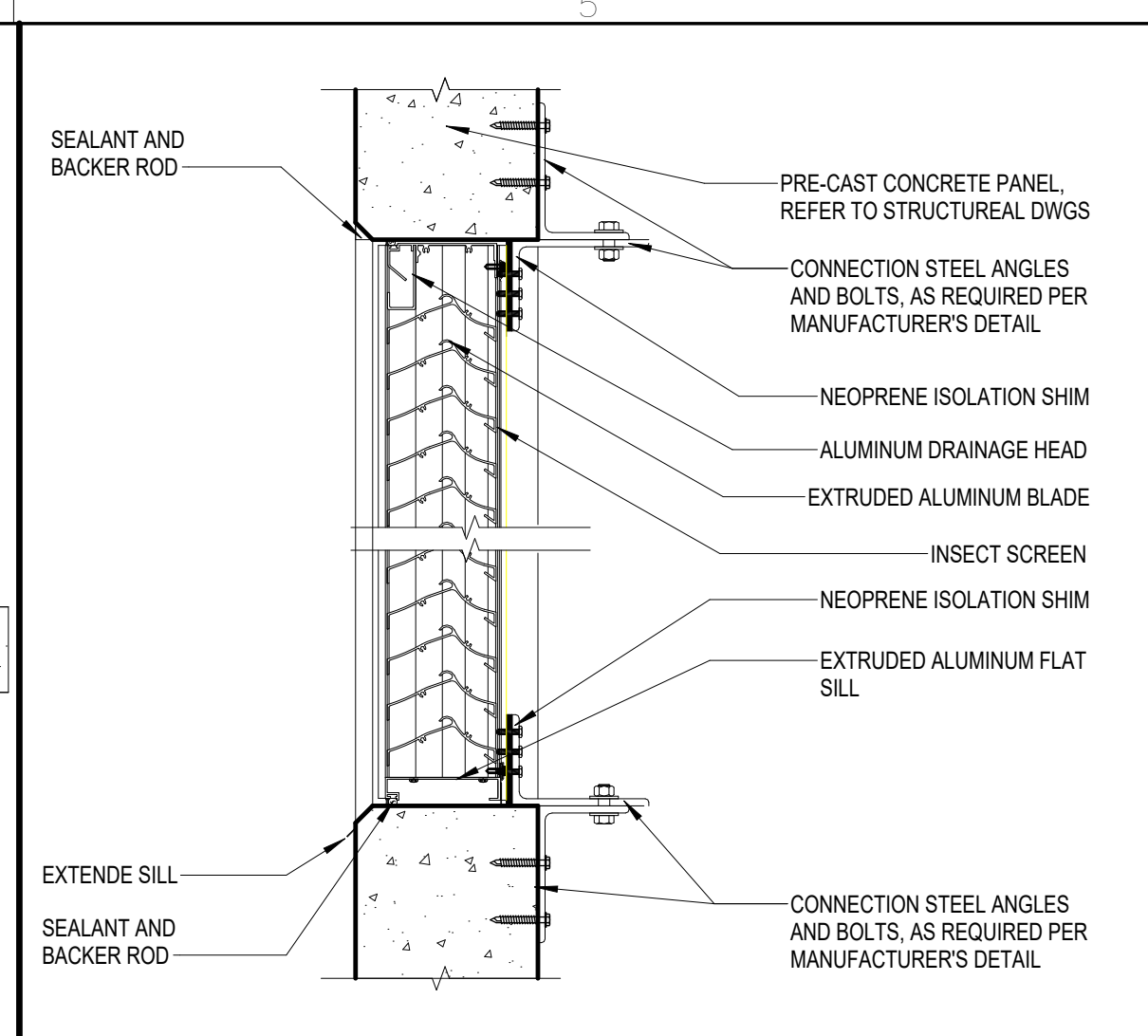
STOREFRONT HEAD DETAIL 2
EXTERIOR + INTERIOR SCALE: 1 1/2" = 1'-0"



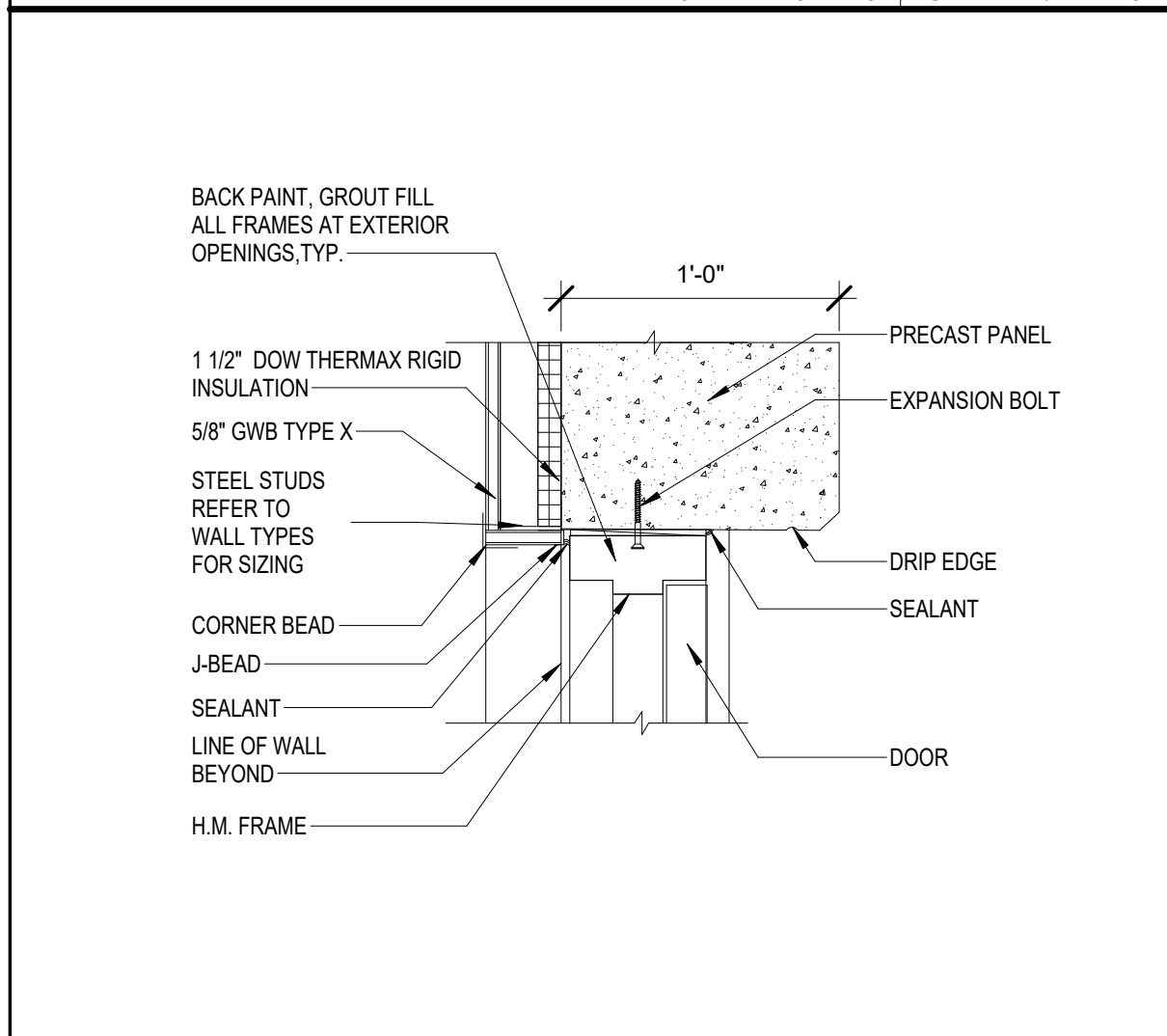
STOREFRONT DOOR JAMB DETAIL 3
NO SLIDE GLAZING SCALE: 1 1/2" = 1'-0"



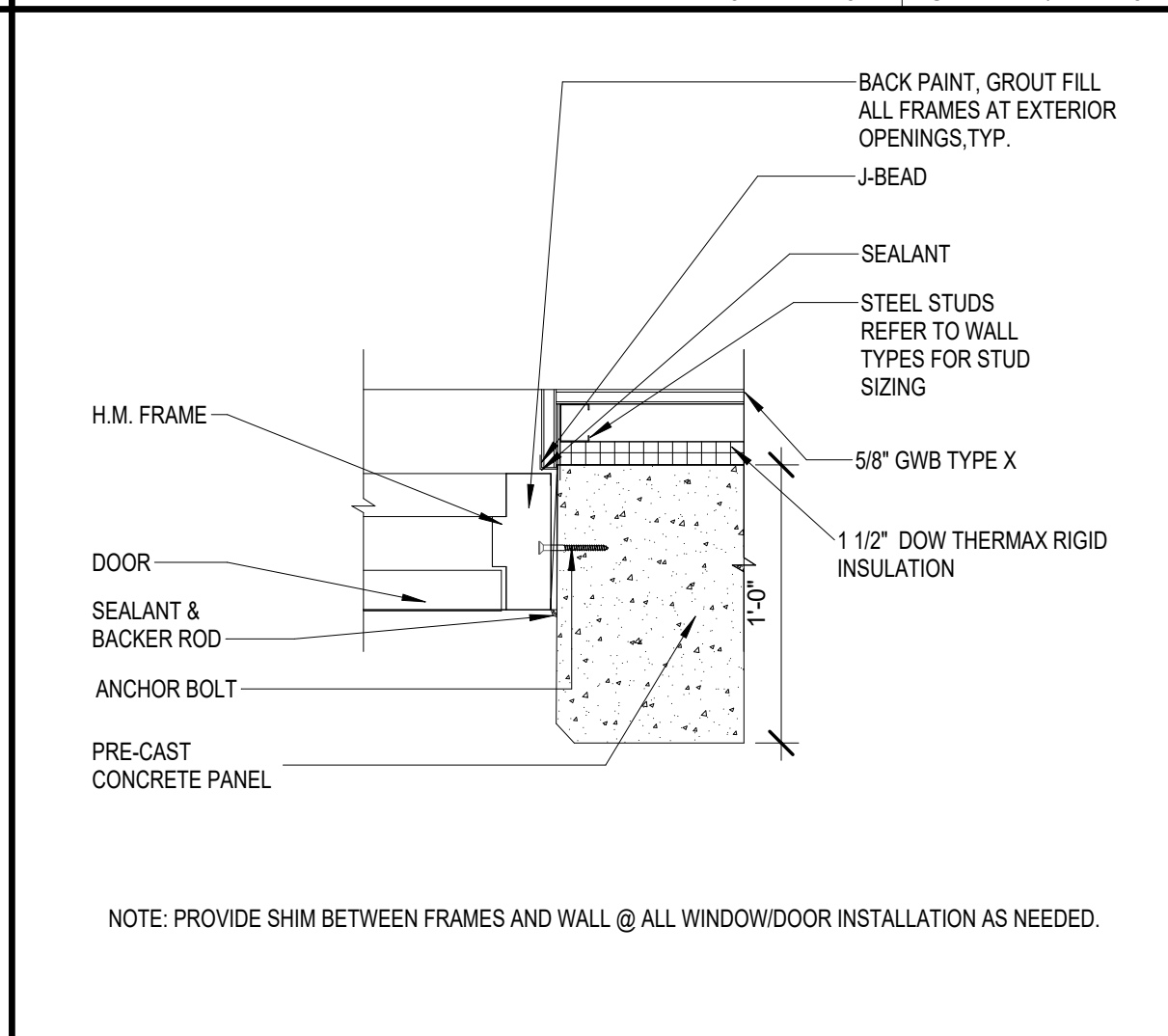
STOREFRONT DOOR SILL 4
EXTERIOR + INTERIOR SCALE: 1 1/2" = 1'-0"



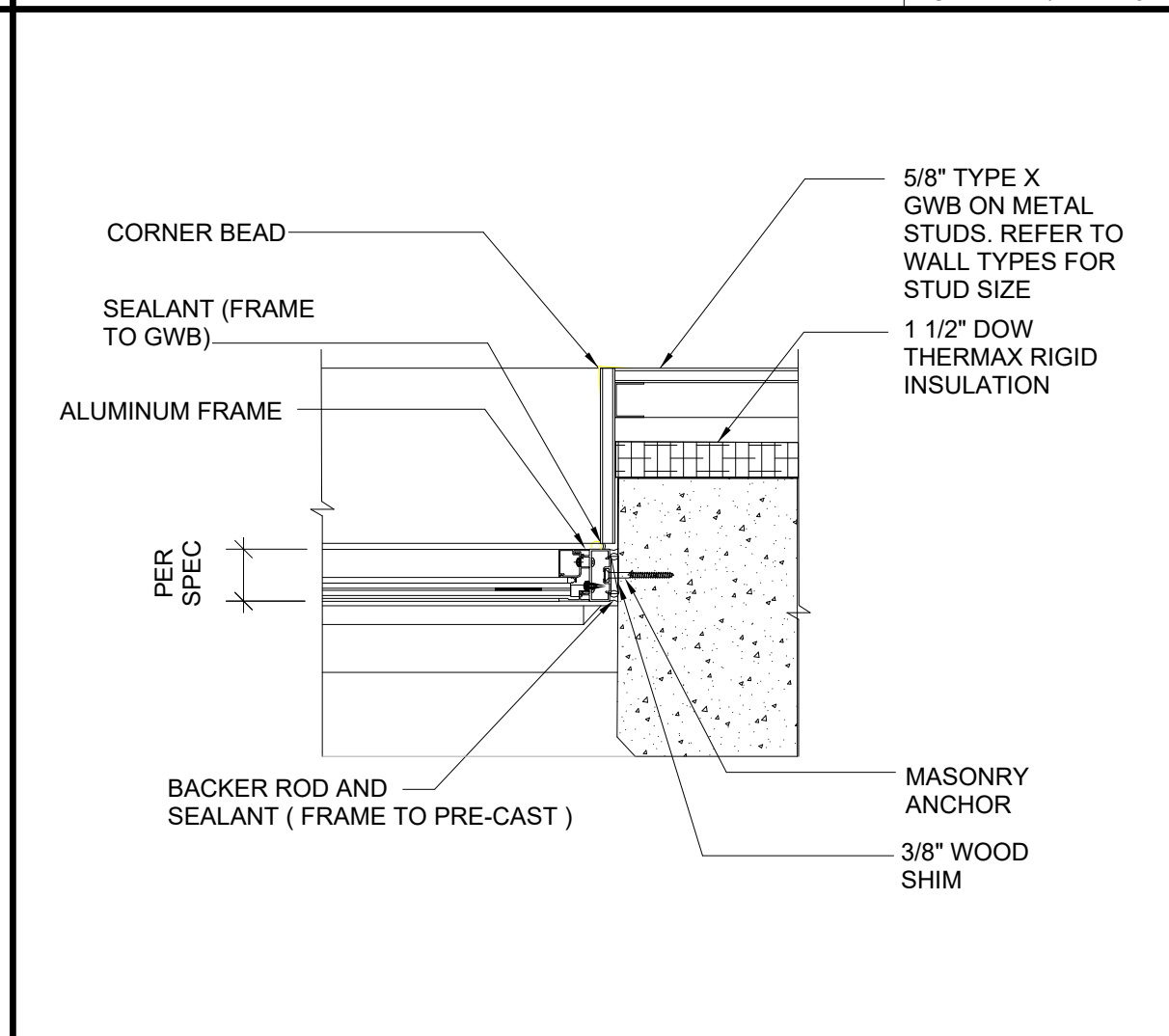
LOUVER SECTION DETAIL 5
SCALE: 1 1/2" = 1'-0"



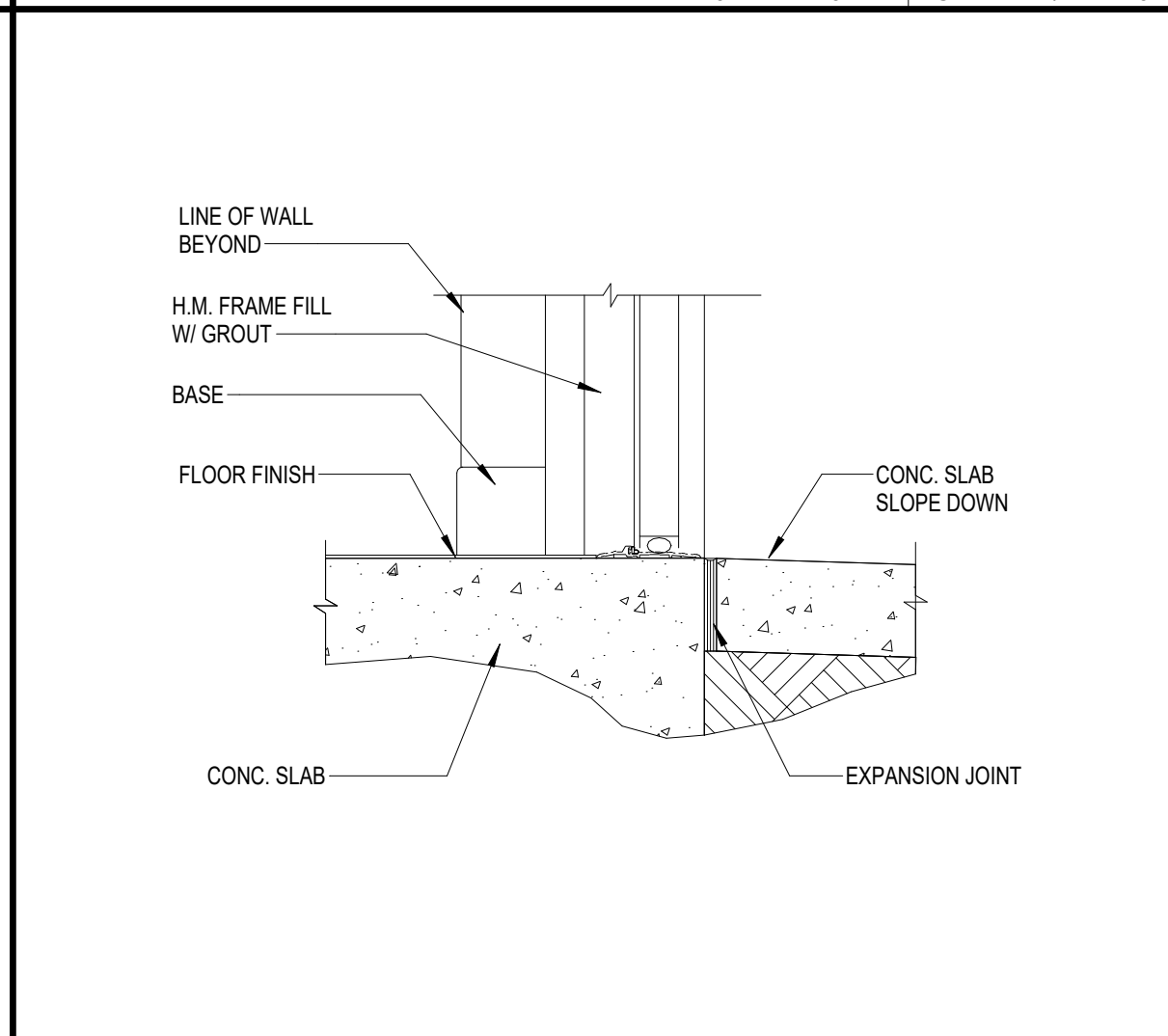
DOOR HEAD DETAIL 6
EXTERIOR + INTERIOR SCALE: 1 1/2" = 1'-0"



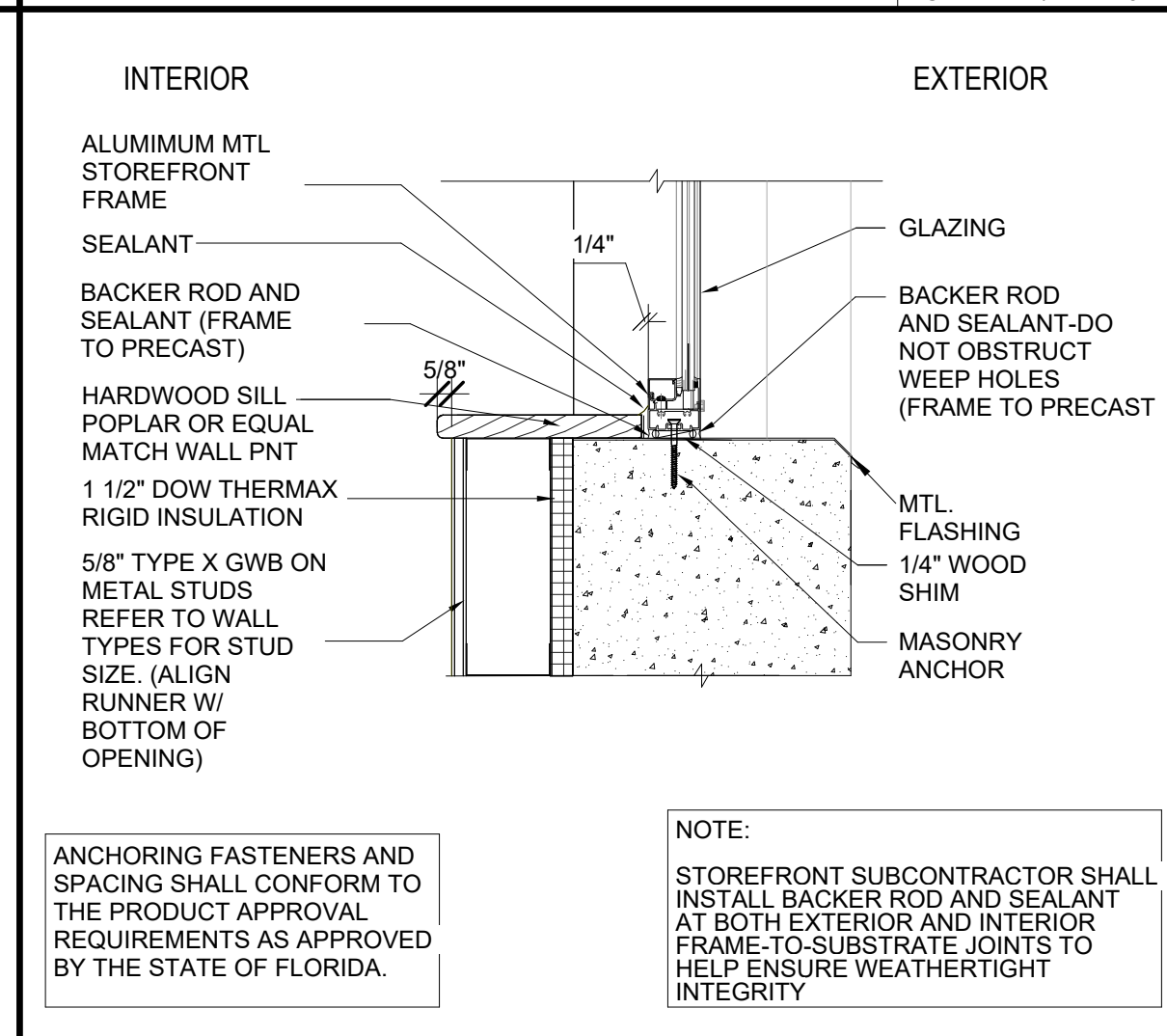
DOOR JAMB DETAIL 7
EXTERIOR + INTERIOR SCALE: 1 1/2" = 1'-0"



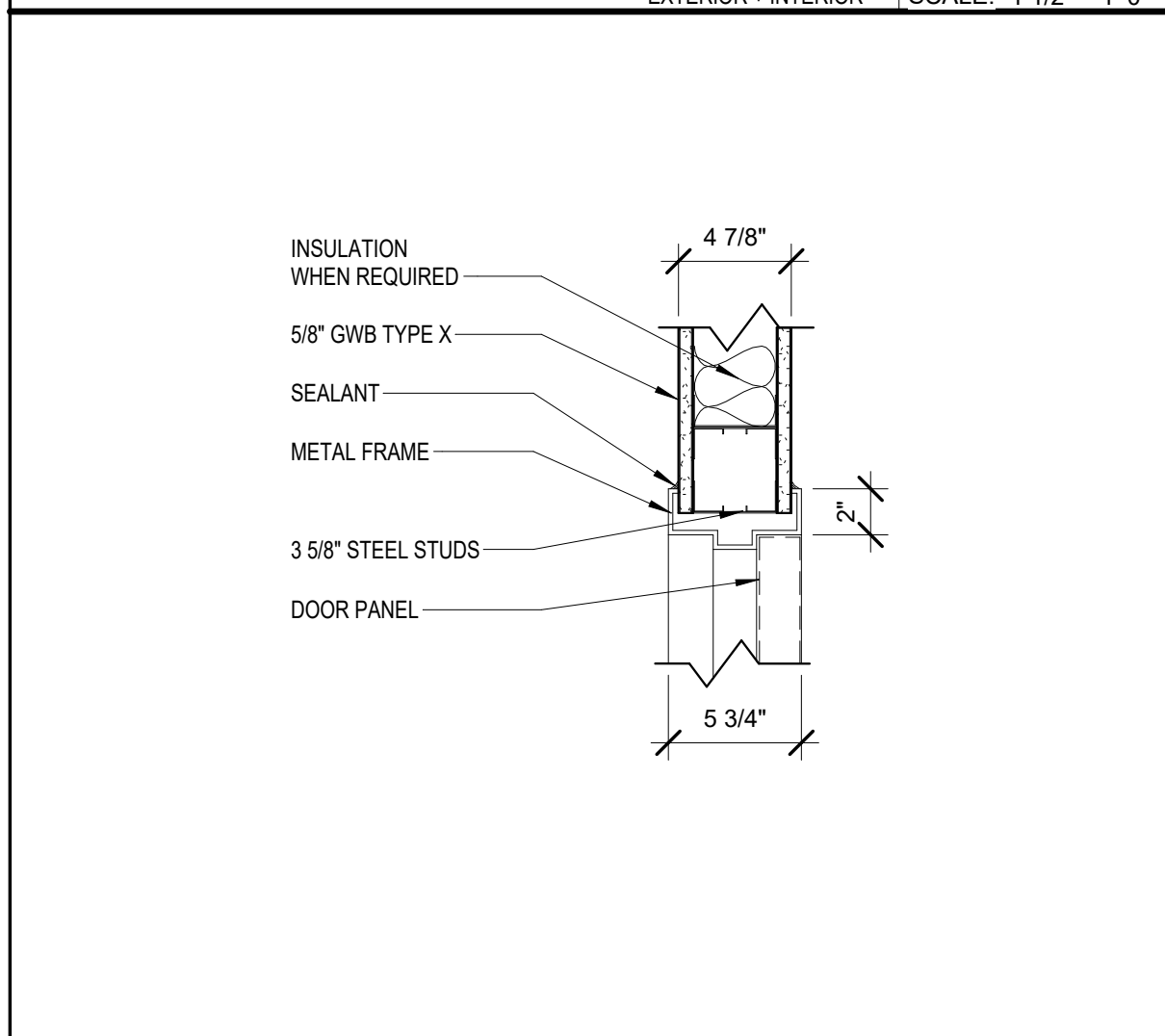
WINDOW JAMB DETAIL 8
EXTERIOR + INTERIOR SCALE: 1 1/2" = 1'-0"



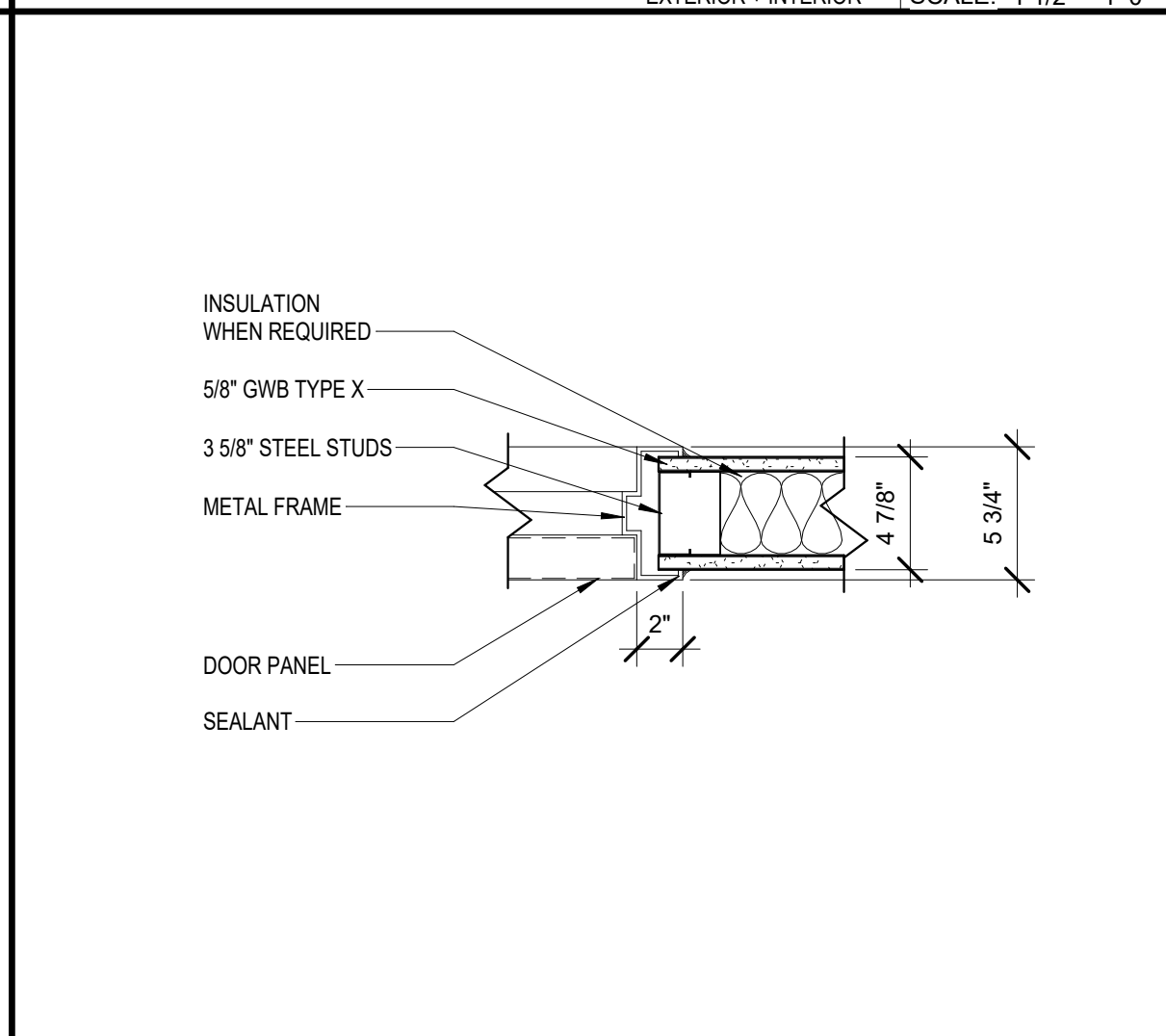
THRESHOLD SILL DETAIL 9
EXTERIOR + INTERIOR SCALE: 1 1/2" = 1'-0"



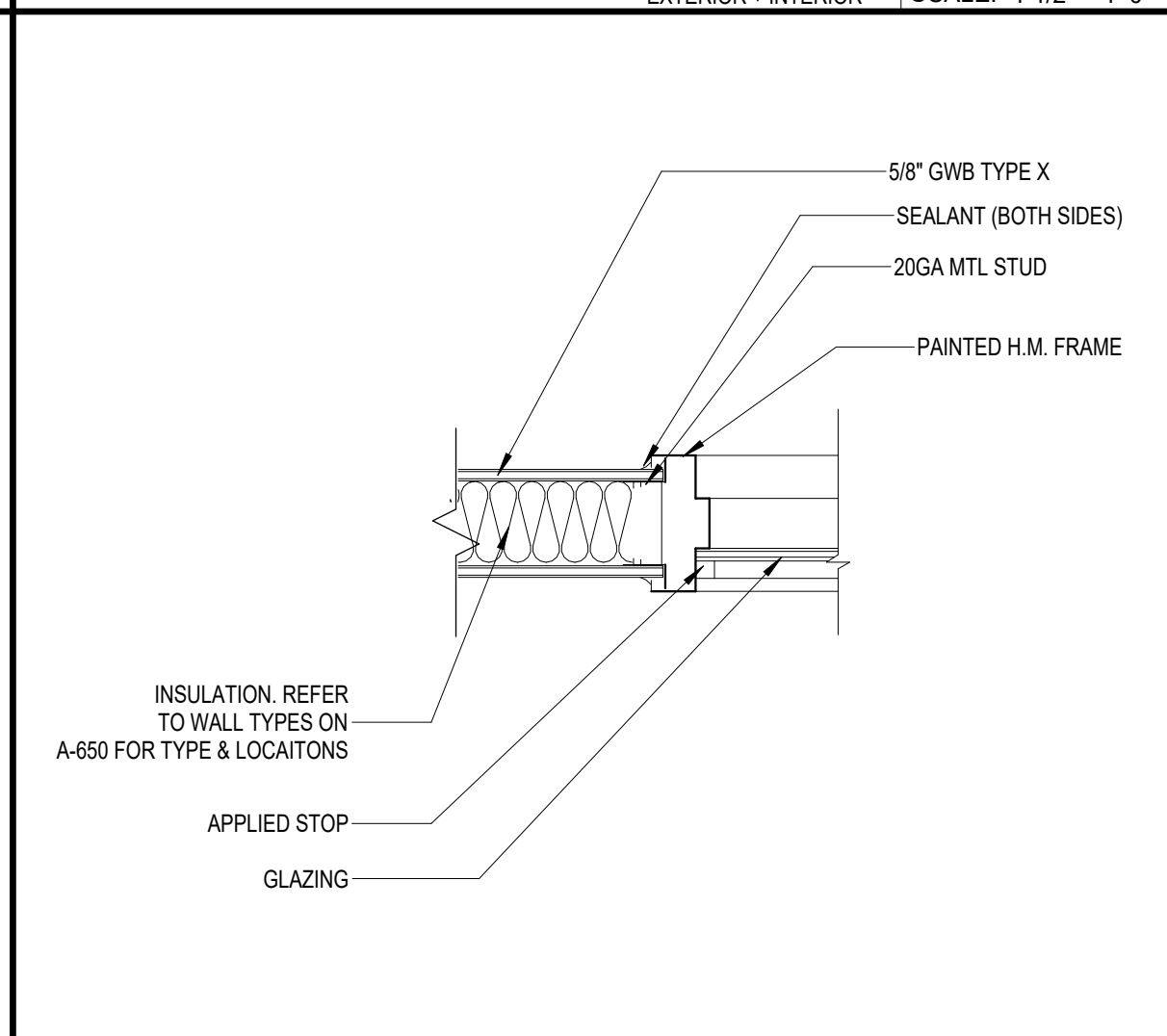
WINDOW SILL DETAIL 10
EXTERIOR + INTERIOR SCALE: 1 1/2" = 1'-0"



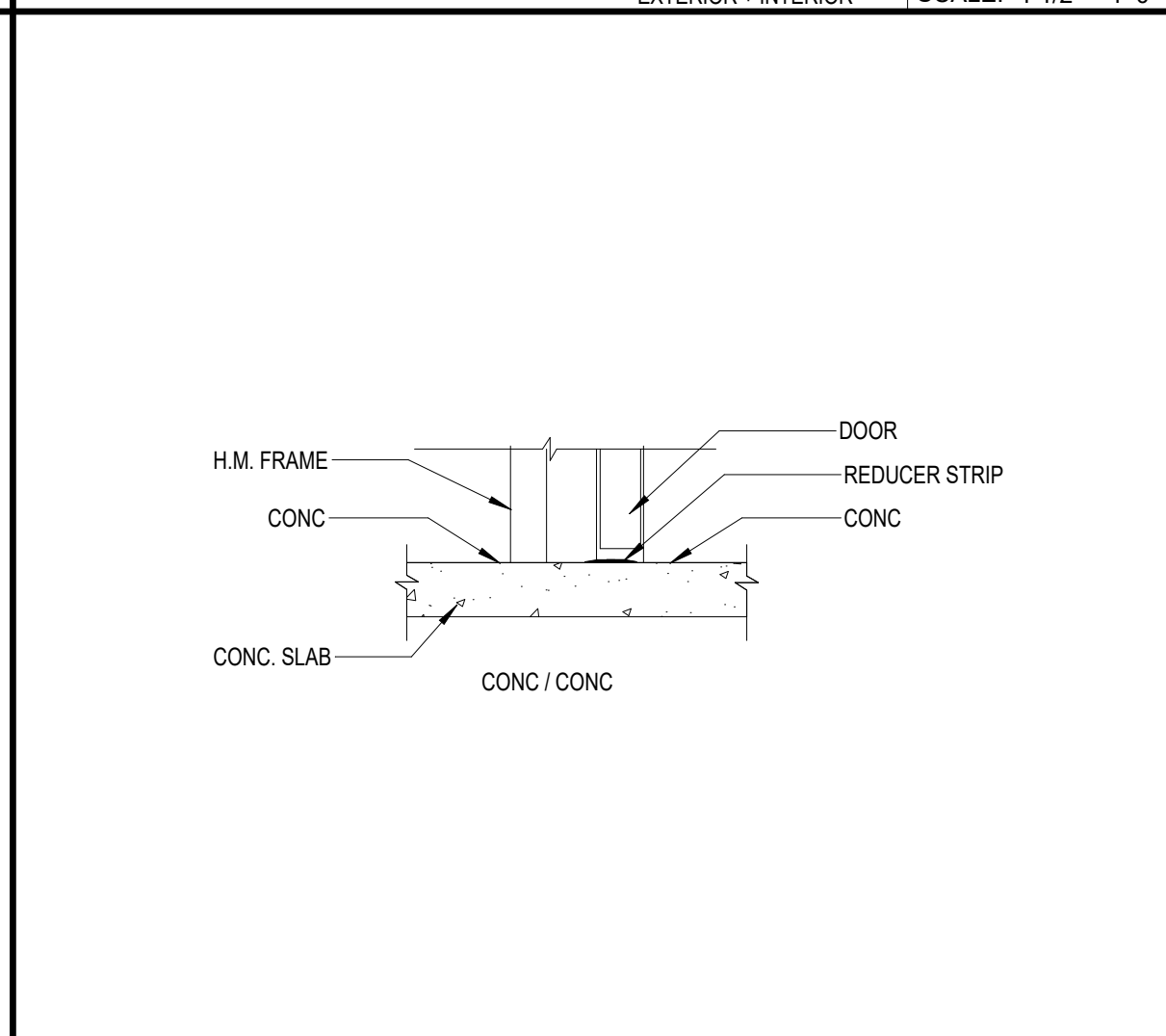
DOOR HEAD DETAIL 11
TYPICAL INTERIOR DOOR SCALE: 1 1/2" = 1'-0"



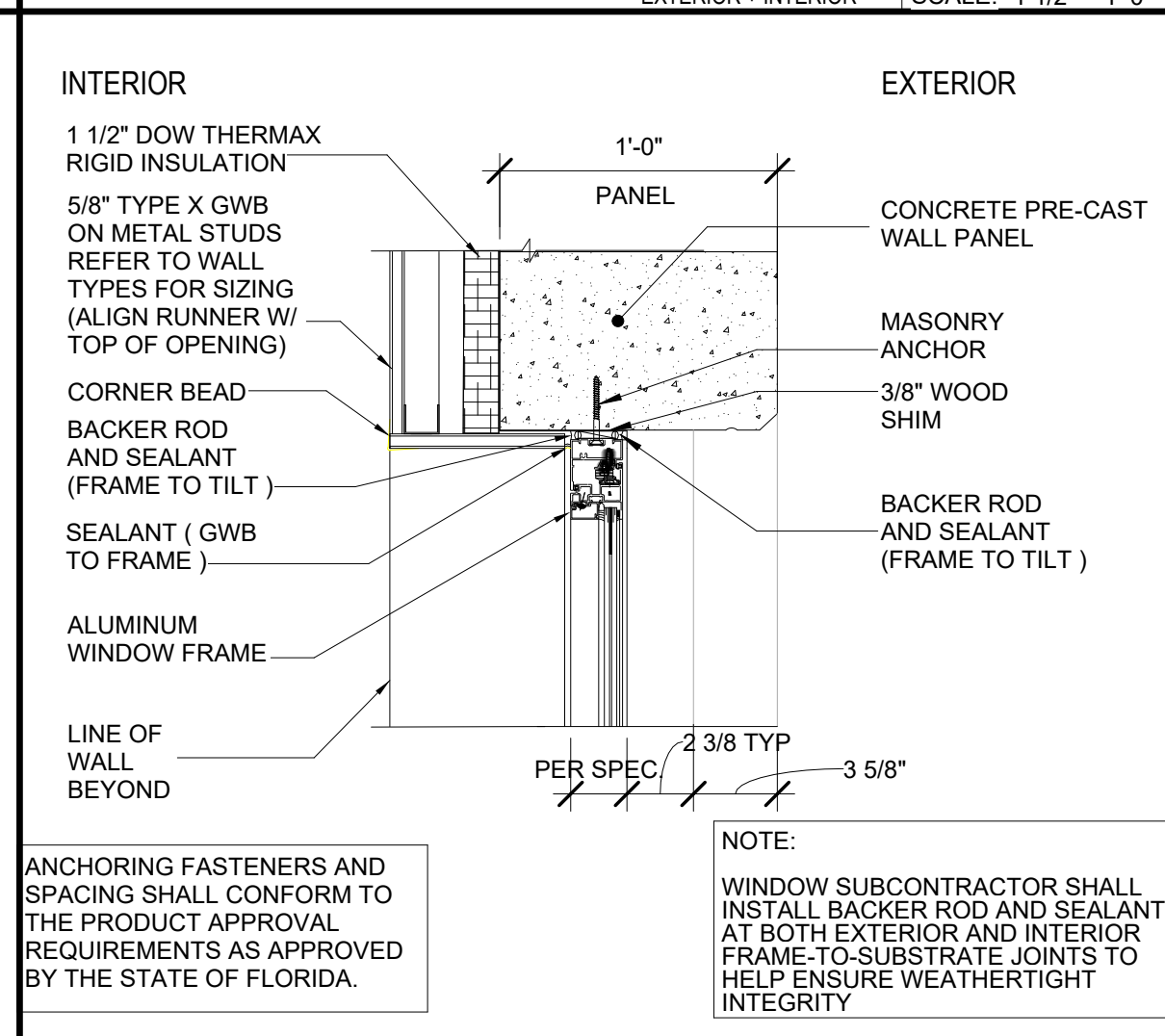
DOOR JAMB DETAIL 12
TYPICAL INTERIOR DOOR SCALE: 1 1/2" = 1'-0"



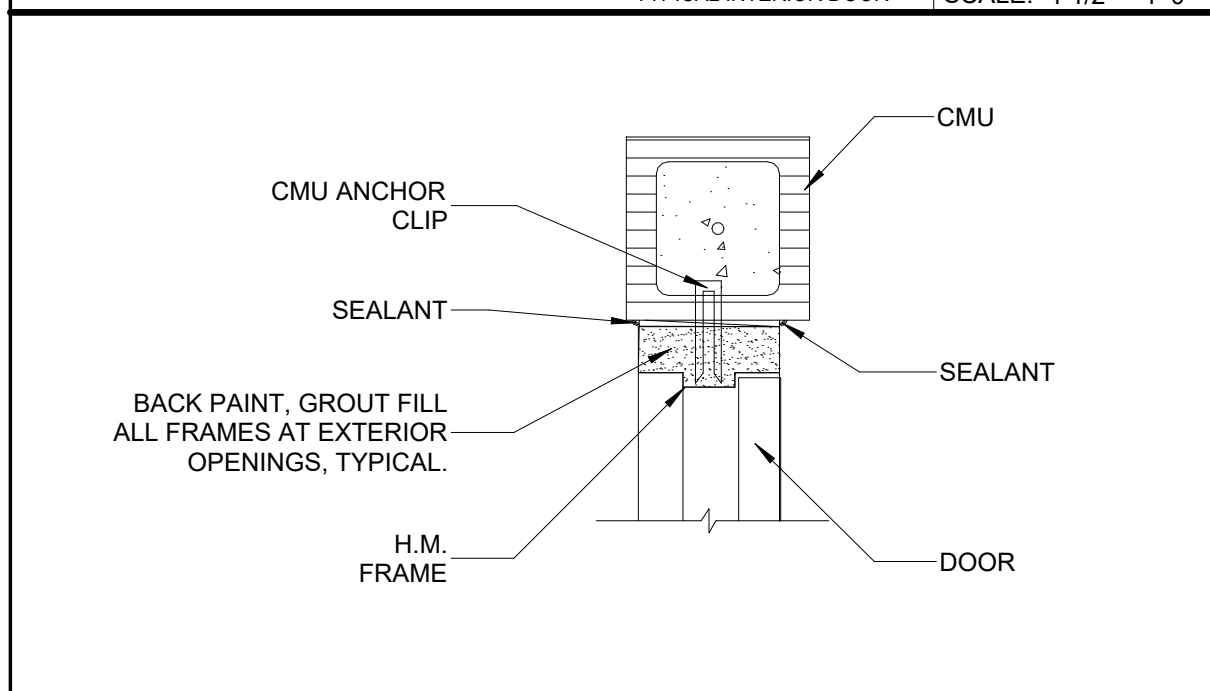
WINDOW JAMB DETAIL 13
TYPICAL INTERIOR WINDOW SCALE: 1 1/2" = 1'-0"



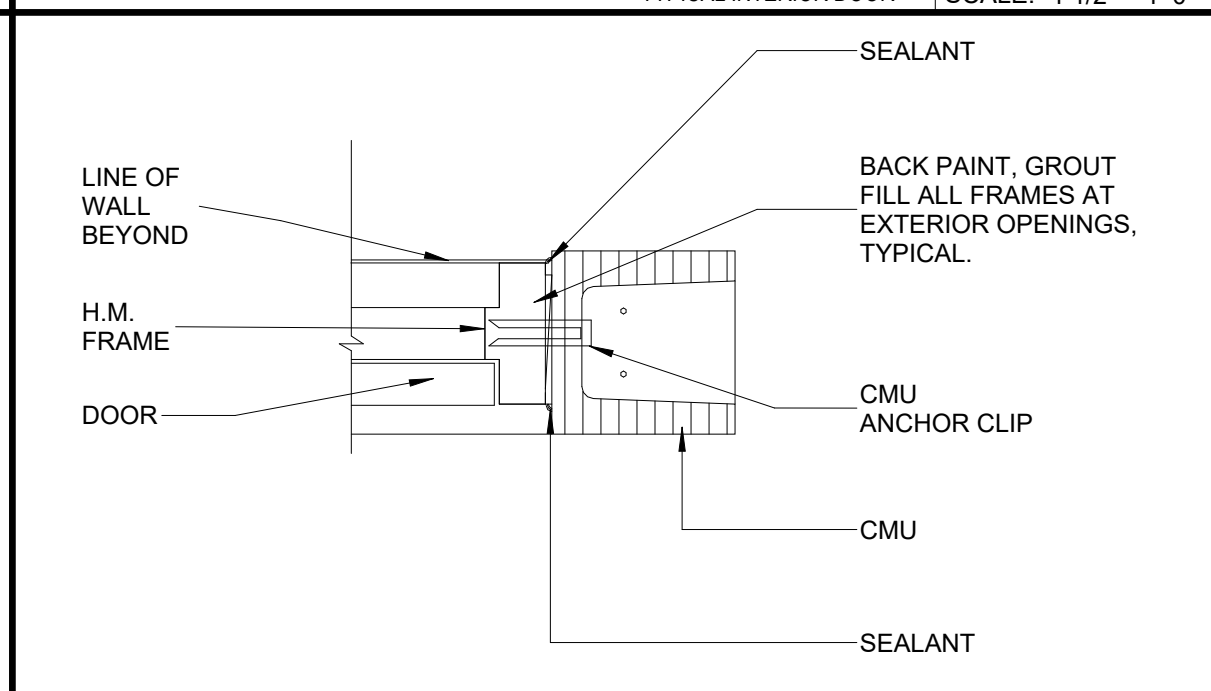
THRESHOLD SILL 14
EXTERIOR + INTERIOR SCALE: 1 1/2" = 1'-0"



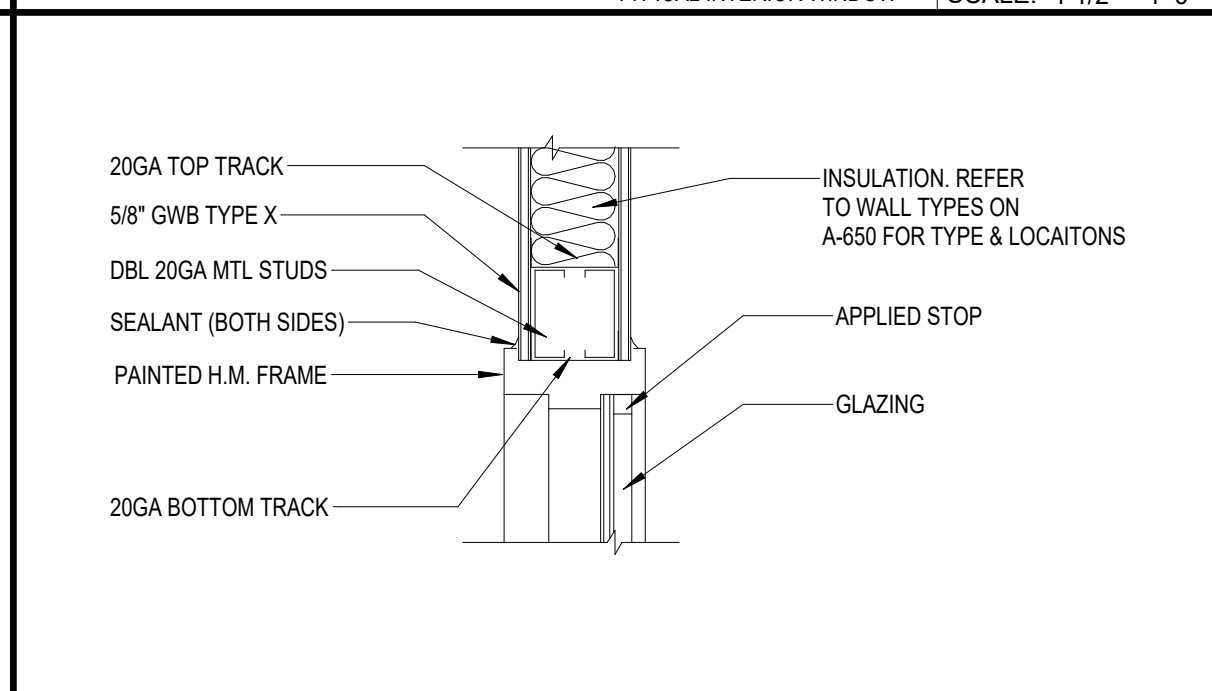
WINDOW HEAD DETAIL 15
EXTERIOR SCALE: 1 1/2" = 1'-0"



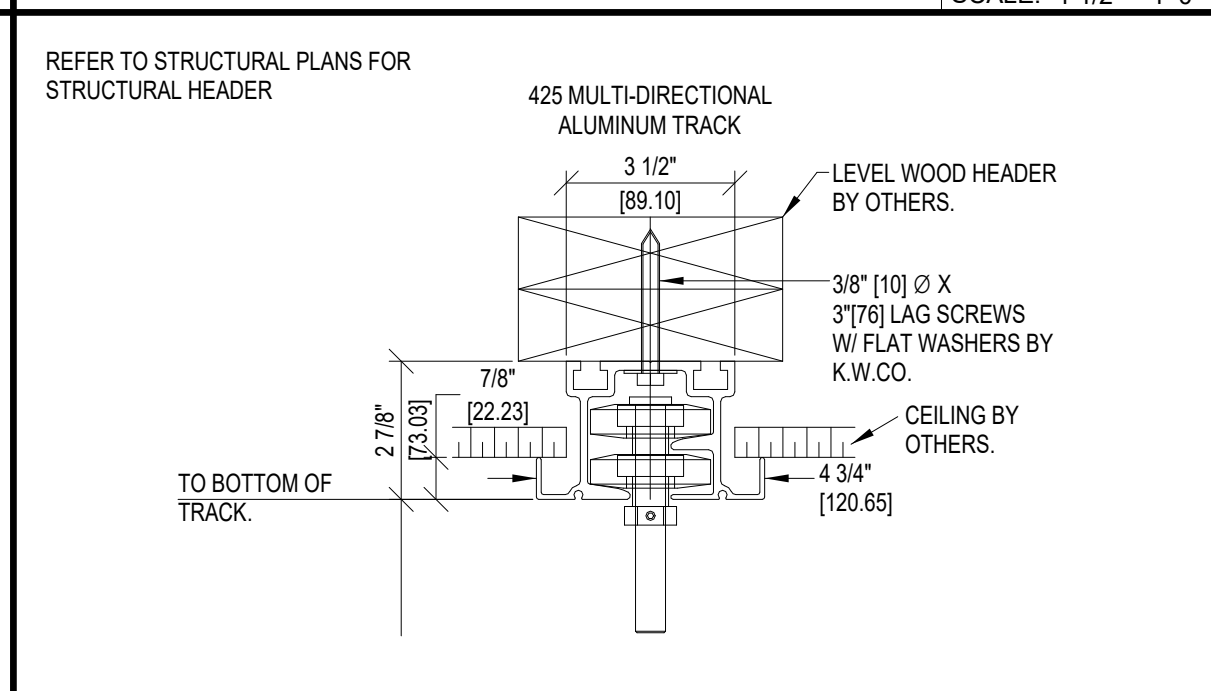
DOOR HEAD DETAIL 16
TYPICAL INTERIOR DOOR SCALE: 1 1/2" = 1'-0"



DOOR JAMB DETAIL 17
TYPICAL INTERIOR DOOR SCALE: 1 1/2" = 1'-0"



WINDOW HEAD/SILL DETAIL 18
TYPICAL INTERIOR WINDOW SCALE: 1 1/2" = 1'-0"



PARTITION HEADER DETAIL 19
BASIS OF DESIGN: KWIK-WALL 2020 SCALE: 3" = 1'-0"

宋
Song + Associates

Architecture • Planning • Interior Design

1545 Centrepark Drive North
West Palm Beach, Florida 33401
Telephone: 561-655-2423
Fax: 561-655-1482

AA - 0003165 IB - 0001095

Seal:

ROBERT M. CASTROVINCI
ARCHITECT
REGISTERED ARCHITECT
AR98054

Name: ROBERT M. CASTROVINCI
License #: AR98054

Consultants:

COPYRIGHT © 2023 SONG & ASSOCIATES, INC. ALL RIGHTS RESERVED. These drawings and specifications are instruments of service and shall remain the property of Song & Associates, Inc. without the project for which they were prepared is executed or not. They are not to be used in any manner on other projects or extensions to this project except by agreement in writing with the appropriate compensation to Song & Associates, Inc. Reproduction of drawings or specifications without the written consent of Song & Associates, Inc. is prohibited.

ST. LUCIE COUNTY - PORT ST. LUCIE BRANCH LIBRARY

SAINT LUCIE COUNTY
FLORIDA
STATE OF FLORIDA

180 NW PRIMA VISTA BLVD.
PORT ST. LUCIE, FL 34983

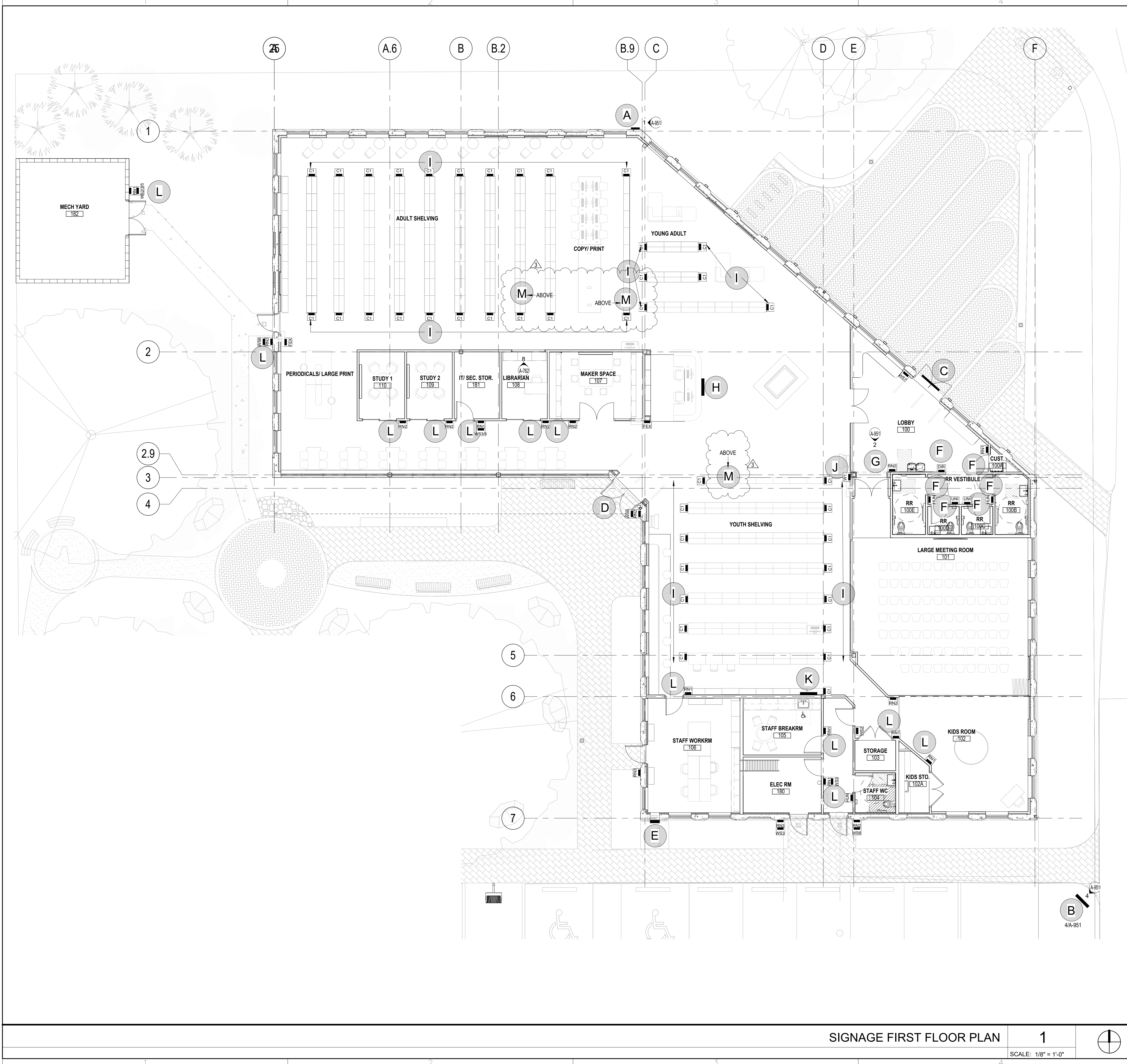
Key Plan:

REVISION DATE

Date: 02/28/2024
S+A Project No: 22026
Owner Project No:
Drawn By: J.C.
Checked By: Checker
Phase: BID DOCUMENTS

Sheet Title: HEAD, JAMB AND SILL DETAILS

Sheet #: A-850



SIGNAGE SYMBOLS

- A** VERTICAL EXTERIOR SIGN
- B** MARQUEE SIGN
- C** FRONT ENTRANCE SIGN
- D** BACK ENTRANCE SIGN
- E** BOOK DROP SIGN
- F** RESTROOM SIGN
- G** MEETING ROOM SIGN
- H** INFORMATION DESK SIGN
- I** SHELVING SIGN
- J** WAY FINDING SIGN
- K** CHILDREN'S WAY FINDING SIGN
- L** ROOM SIGN - REFER TO DWG. A-950
- M** HUNG SIGNAGE - REFER TO DWG. A-951

宋

Song + Associates

Architecture • Planning • Interior Design

1545 Centrepark Drive North
West Palm Beach, Florida 33401
Telephone: 561-655-2423
Fax: 561-655-1482

AA - 0003165 IB - 0001095

Seal :




Name : ROBERT M. CASTROVINCI
License # : AR98054

Consultants :

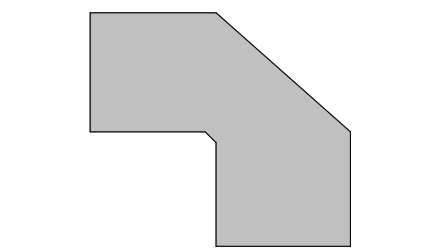
COPYRIGHT © 2023 SONG & ASSOCIATES, INC. ALL RIGHTS RESERVED. These drawings and specifications are instruments of service and shall remain the property of Song & Associates, Inc. whether the project for which they were prepared is executed or not. They are not to be used in any manner on other projects or extensions to this project except by agreement in writing with the appropriate compensation to Song & Associates, Inc. Reproduction of drawings or specifications without the written consent of Song & Associates, Inc. is prohibited.

ST. LUCIE COUNTY -
PORT ST. LUCIE
LIBRARY



180 NW PRIMA VISTA
BLVD.
PORT ST. LUCIE, FL
34983

Key Plan :



REVISION	DATE
ADDENDUM	05/10/24

Date : 02/28/2024

S+A Project No : 22026

Owner Project No :

Drawn By : Author

Checked By : Checker

Phase :
100% DESIGN
DOCUMENTS

Sheet Title :

SIGNAGE FIRST
FLOOR PLAN

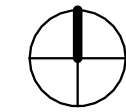
Sheet # :

A-900

SIGNAGE FIRST FLOOR PLAN

1

SCALE: 1/8" = 1'-0"



DESCRIPTION		ACCESSIBLE TOILET ROOM SIGNS		STANDARD TOILET ROOM SIGNS		DESCRIPTION		DIRECTIONAL INFORMATION SIGNS		DESCRIPTION		EXIT ROUTE SIGNS (EGD)	
TOILET ROOM ADA ACCESSIBILITY SIGN. PROVIDE ONE (1) SIGN AT ENTRY DOOR/WALL TO EACH TOILET ROOM MEETING ADA CRITERIA						TOILET ROOM ADA ACCESSIBILITY SIGN. PROVIDE ONE (1) SIGN AT ENTRY DOOR/WALL TO EACH TOILET ROOM THAT DOES NOT MEET ADA CRITERIA. SIGN SHOULD LEAD USERS TO ADA ACCESSIBLE RESTROOM WHO MEET THE CRITERIA.				NOTE: ROUTE INFORMATION WILL BE PROVIDED BY ARCHITECT. CONTRACTOR SHALL PROVIDE FRAME AND INSTALL IN ALL SPACES OCCUPIED BY 6 OR MORE PEOPLE.			
MOUNTING		CONTRAST TO BE MINIMUM 70% BETWEEN BACKGROUND AND TEXT. FINISH TO BE MATTE, OR NON GLARE				MOUNTING				MOUNTING			
TOP OF SIGN NO HIGHER THAN 60" A.F.F. SEE PLAN FOR LOCATIONS		SYMBOL RAISED TACTILE 1/32"				TOP OF SIGN NO HIGHER THAN 60" A.F.F. SEE PLAN FOR LOCATIONS				DIRECTLY ABOVE LIGHT SWITCHES, WITH BOTTOM EDGE OF SIGN NO HIGHER THAN 54" A.F.F. ON THE INSIDE OF ROOM AT LATCH EDGE OF DOOR, UNLESS INDICATED OTHERWISE.			
		TEXT COPY 5/8" HIGH, UPPER CASE, SANS SERIF, RAISED 1/32". FONT:AKKURAT											
		GRADE 2 BRAILLE JUSTIFIED TO COPY, BELOW VERBIAGE											
		ROOM NUMBER 1/4" HIGH, UPPER CASE, SANS SERIF, RAISED 1/32".											
		TAG NO.		TAG NO.		TAG NO.		TAG NO.		TAG NO.			
		HUN		UNI		DIR				EGD			

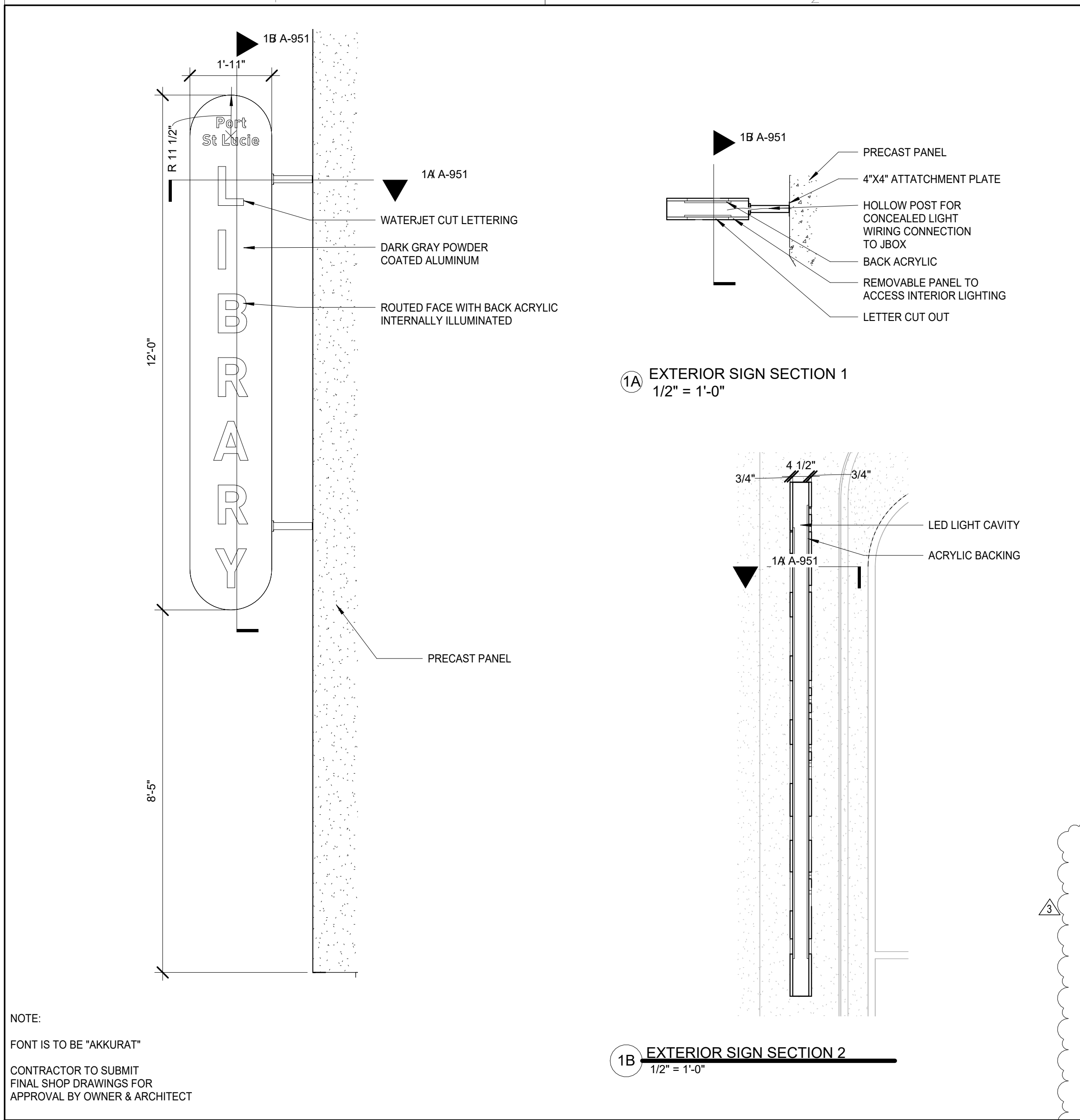
DESCRIPTION		TYPICAL WARNING SIGN LAYOUT		DESCRIPTION		FIRE ALARM PULL STATION (FPS)		DESCRIPTION		FIRE EXTINGUISHER & PULL STATION SIGNS	
PROVIDE APPROPRIATE WARNING SIGNS AT ALL MECHANICAL, ELECTRICAL, COMMUNICATION, AND STORAGE ROOMS. INCLUDING ALL LOCATION INDICATED ON SIGNAGE PLAN				TEXT COPY 5/8" HIGH MIN., UPPER CASE, SANS SERIF, APPLIED 1/32". GRADE 2 BRAILLE PER ADA REQUIREMENTS.				FIRE EXTINGUISHER AND PULL STATION INSIDE SIGNS. PROVIDE ONE (1) SIGN AT EACH LOCATION INDICATED ON SIGNAGE PLANS			
MOUNTING		CONTRAST TO BE MINIMUM 70% BETWEEN BACKGROUND AND TEXT. FINISH TO BE MATTE OR EGGSHELL, NON GLARE FINISH.		MOUNTING				MOUNTING			
TOP OF SIGN NO HIGHER THAN 60" A.F.F. NEAR IMMEDIATELY ABOVE ROOM NAME SIGN - MOUNT ROOM NAME SIGN BELOW WHERE APPLICABLE.		TEXT COPY 5/8" HIGH MIN., UPPER CASE, SANS SERIF, APPLIED 1/32". TEXT TO BE CENTERED IN AREA- FONT: AKKURAT		TOP OF UPPERMOST TEXT BASEPOINT NO HIGHER THAN 60" A.F.F. NEAR ROOM NAME SIGN - MOUNT FE SIGN BELOW WHERE APPLICABLE.		TEXT COPY 5/8" HIGH, UPPER CASE, SANS SERIF, RAISED 1/32". FONT:AKKURAT		TOP OF SIGN NO HIGHER THAN 60" A.F.F. NEAR ROOM NAME SIGN.			
REMARKS		GRADE 2 BRAILLE, BELOW VERBIAGE		TAG NO.		TAG NO.		TAG NO.			
NOTE: INCREASE/DECREASE SIGN LENGTH IN 1" INCREMENTS WHEN SPACE NAME EXCEED 10 CHARACTERS. MAXIMUM SIGN WIDTH OF 12".		NOTE: WHERE MULTIPLE WARNING ARE SHOWN THEY MAYBE COMBINED INTO ONE SIGN		PS				FEX			
								SIGN INFORMATION			
								FIRE EXTINGUISHER INSIDE			
TAG NO.		SIGN INFORMATION		TAG NO.		SIGN INFORMATION		TAG NO.		SIGN INFORMATION	
WS2		AUTHORIZED PERSONNEL ONLY		WS5		NO STORAGE PERMITTED		WS3		WARNING: ELECTRICAL EQUIPMENT	
WS3				WS6				WS4		NOT AN EXIT	
WS4				WS7							

DESCRIPTION		ROOM NAME AND NUMBER - SECONDARY ENTRY		DESCRIPTION	
MOUNTING HEIGHT DIAGRAM				SPACE IDENTIFICATION SIGN PROVIDE ONE (1) SIGN AT EACH MAIN ENTRY DOOR OR ADJACENT WALL LEADING INTO EACH SPACE NEEDING AN INTERCHANGEABLE TRACK	
DIAGRAM		TAG NO.		MOUNTING	
MOUNTING HEIGHT: 48" MIN. TO BASE OF TEXT AND 60" A.F.F. MAX. TO BASE OF TEXT.		RN3		TOP OF SIGN NO HIGHER THAN 60" A.F.F. ON THE OUTSIDE OF ROOM AT LOCKSET SIDE OF DOOR JAMB	
				TAG NO.	
				RN2	

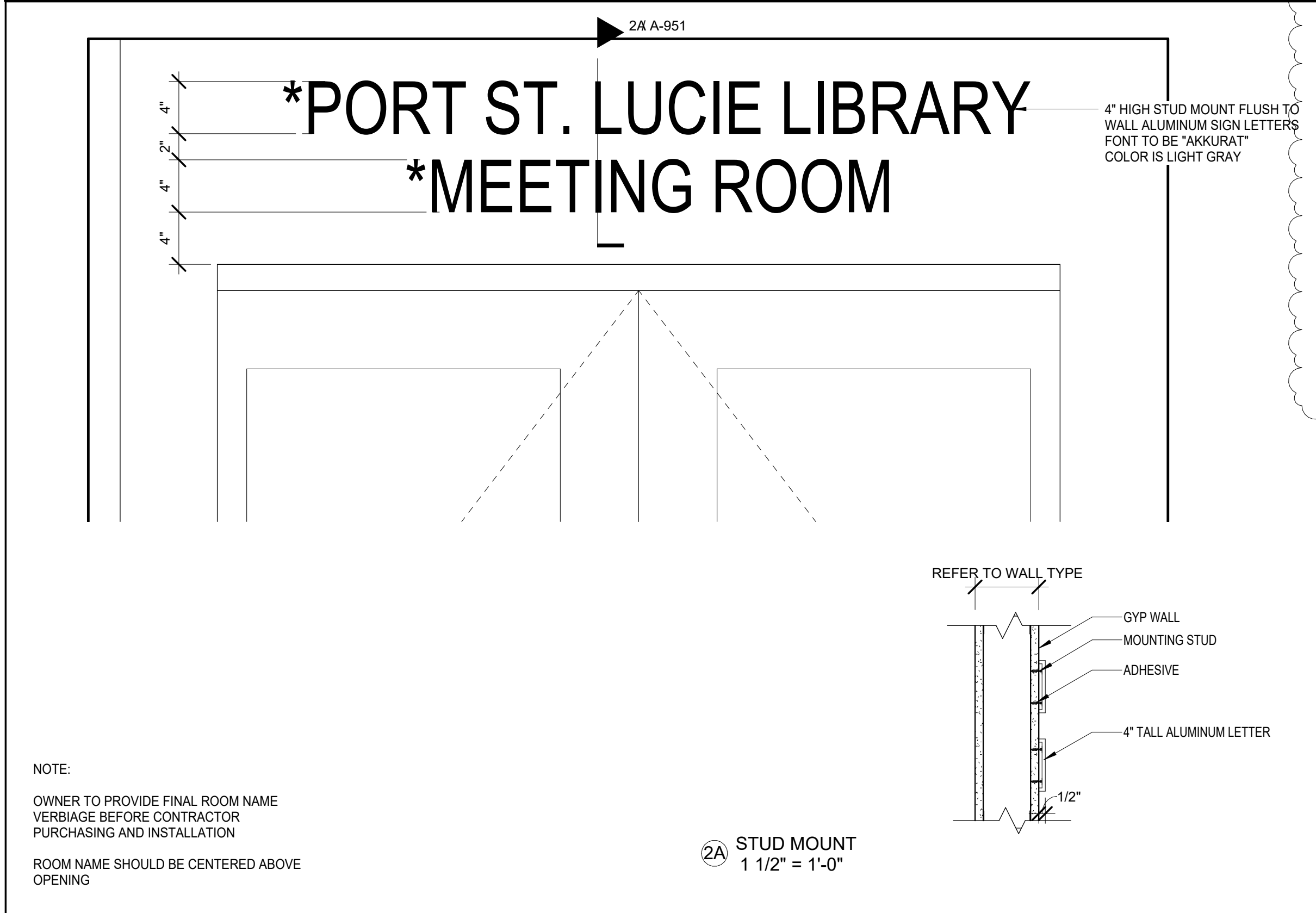
DESCRIPTION		ROOM NAME AND NUMBER - INTERIOR ROOMS		DESCRIPTION	
MOUNTING				SPACE IDENTIFICATION SIGN PROVIDE ONE (1) SIGN AT EACH MAIN ENTRY DOOR OR ADJACENT WALL LEADING INTO EACH SPACE	
TOP OF SIGN NO HIGHER THAN 60" A.F.F. ON THE OUTSIDE OF ROOM AT LOCKSET SIDE OF DOOR JAMB		TAG NO.		NOTE: INCREASE/DECREASE SIGN WIDTH IN 1" INCREMENTS WHEN SPACE NAME EXCEED 10 CHARACTERS. MAXIMUM SIGN WIDTH OF 12".	
		RN1			

		ROOM NUMBER	
		48" MIN. A.F.F.	

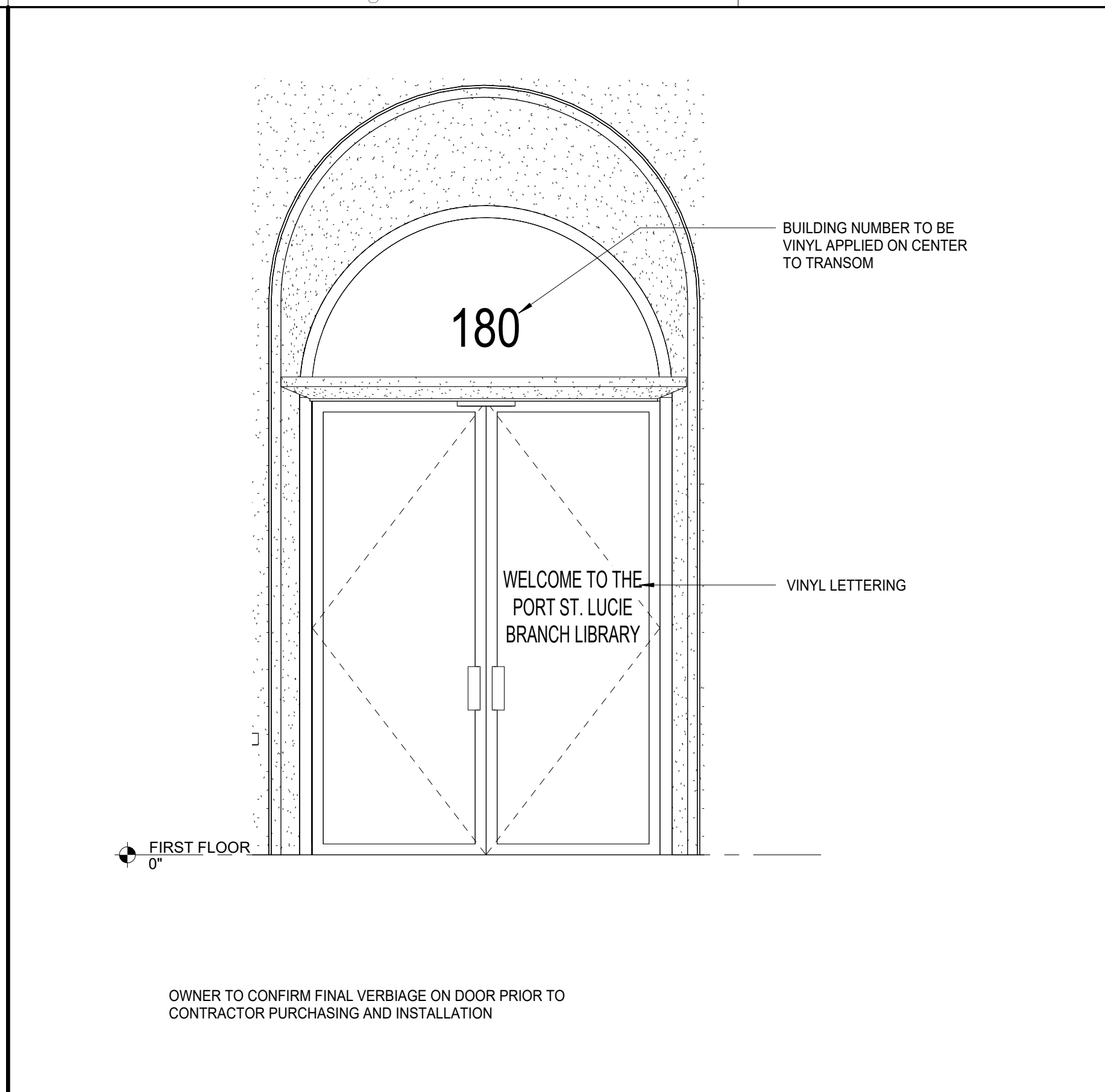
1400		MAKER SPACE		ROOM NUMBER	
				ROOM NAME	
				INTERCHANGEABLE NAME TRACK	
				GRADE 2 BRAILLE, BELOW VERBIAGE	



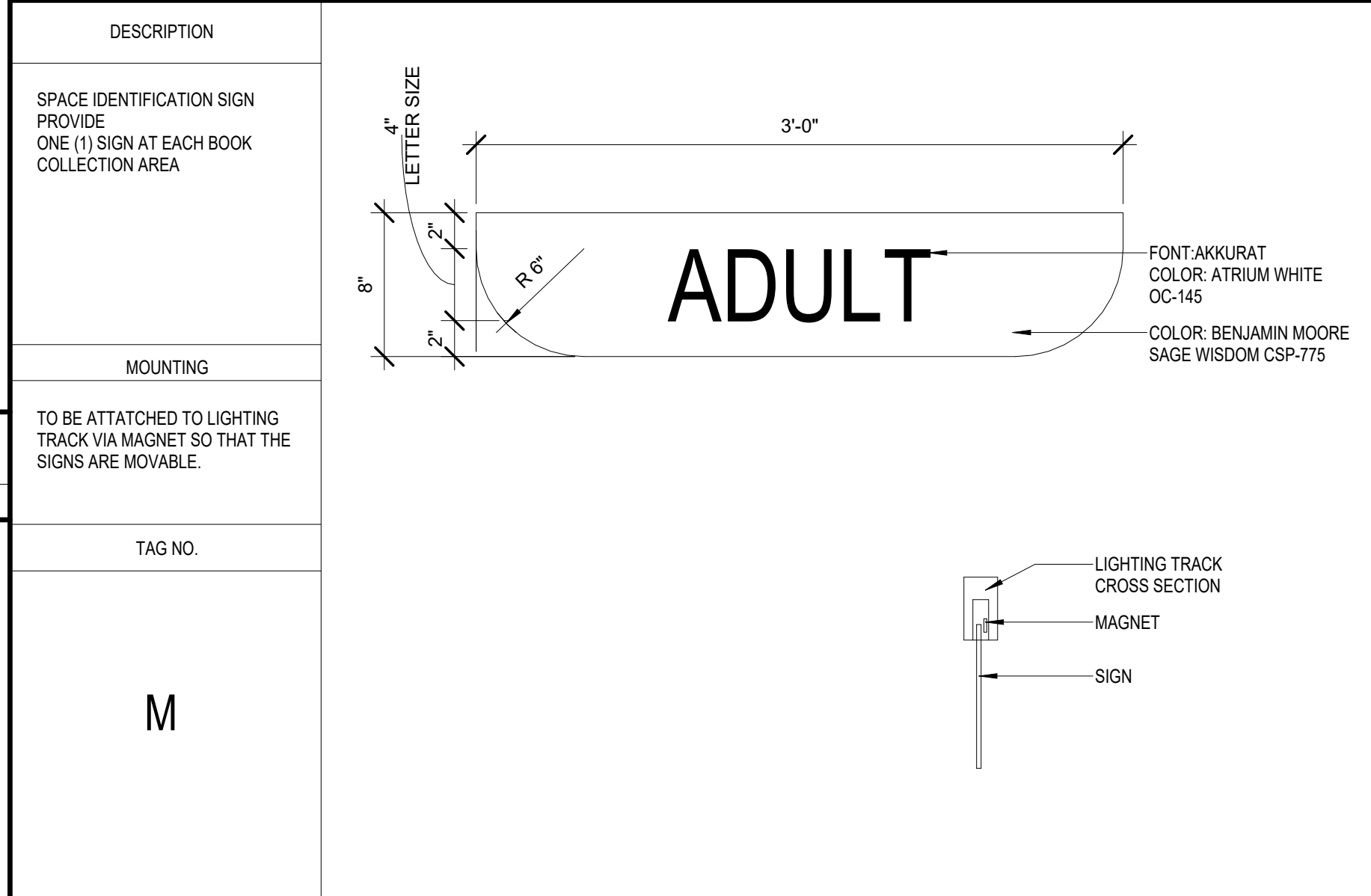
EXTERIOR SIGNAGE 1
BASIS OF DESIGN: BARON SIGN MANUFACTURING SCALE: 1/2" = 1'-0"



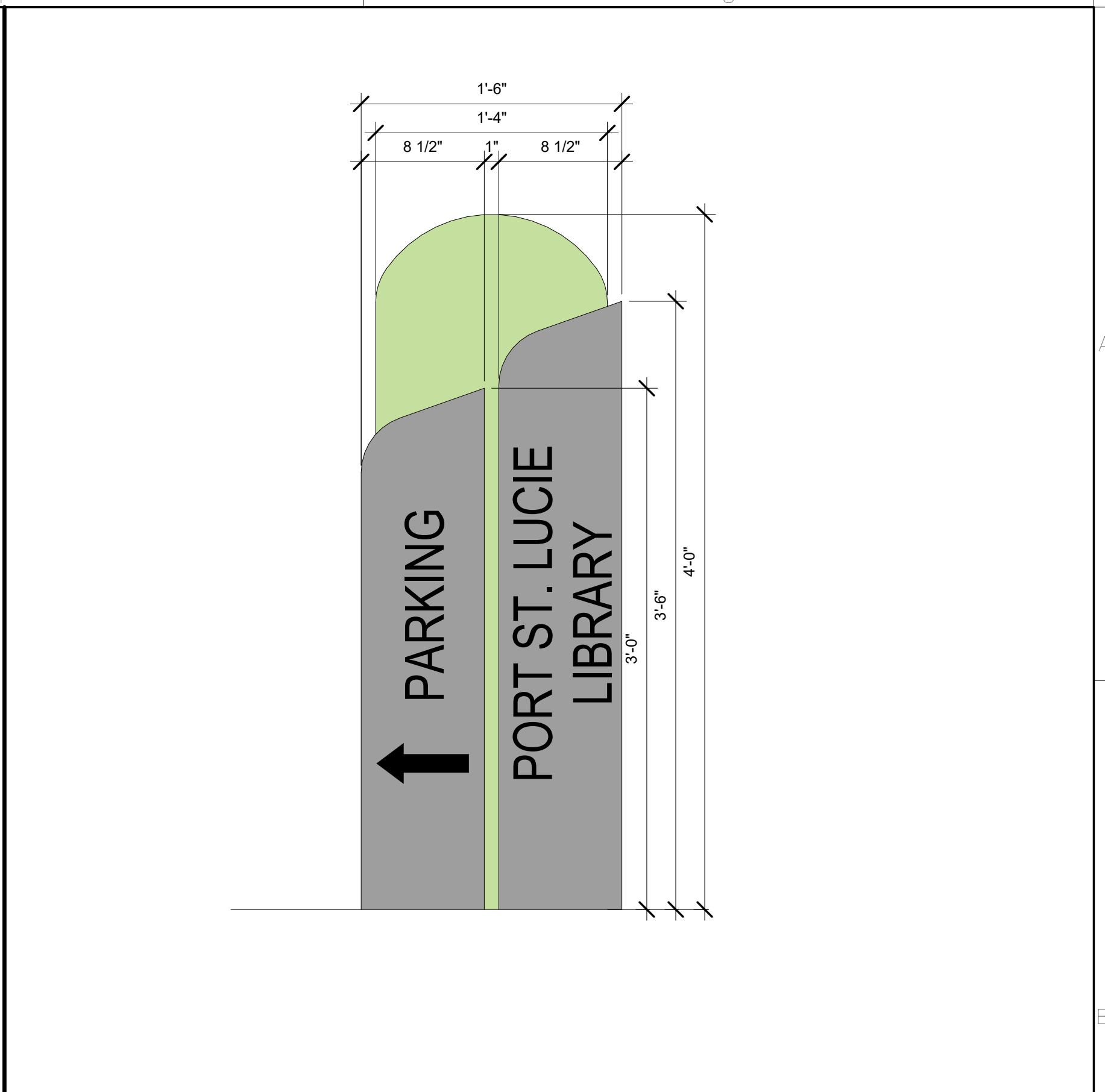

MEETING ROOM LOBBY SIGNAGE 2
BASIS OF DESIGN: BARON SIGN MANUFACTURING SCALE: 1 1/2" = 1'-0"



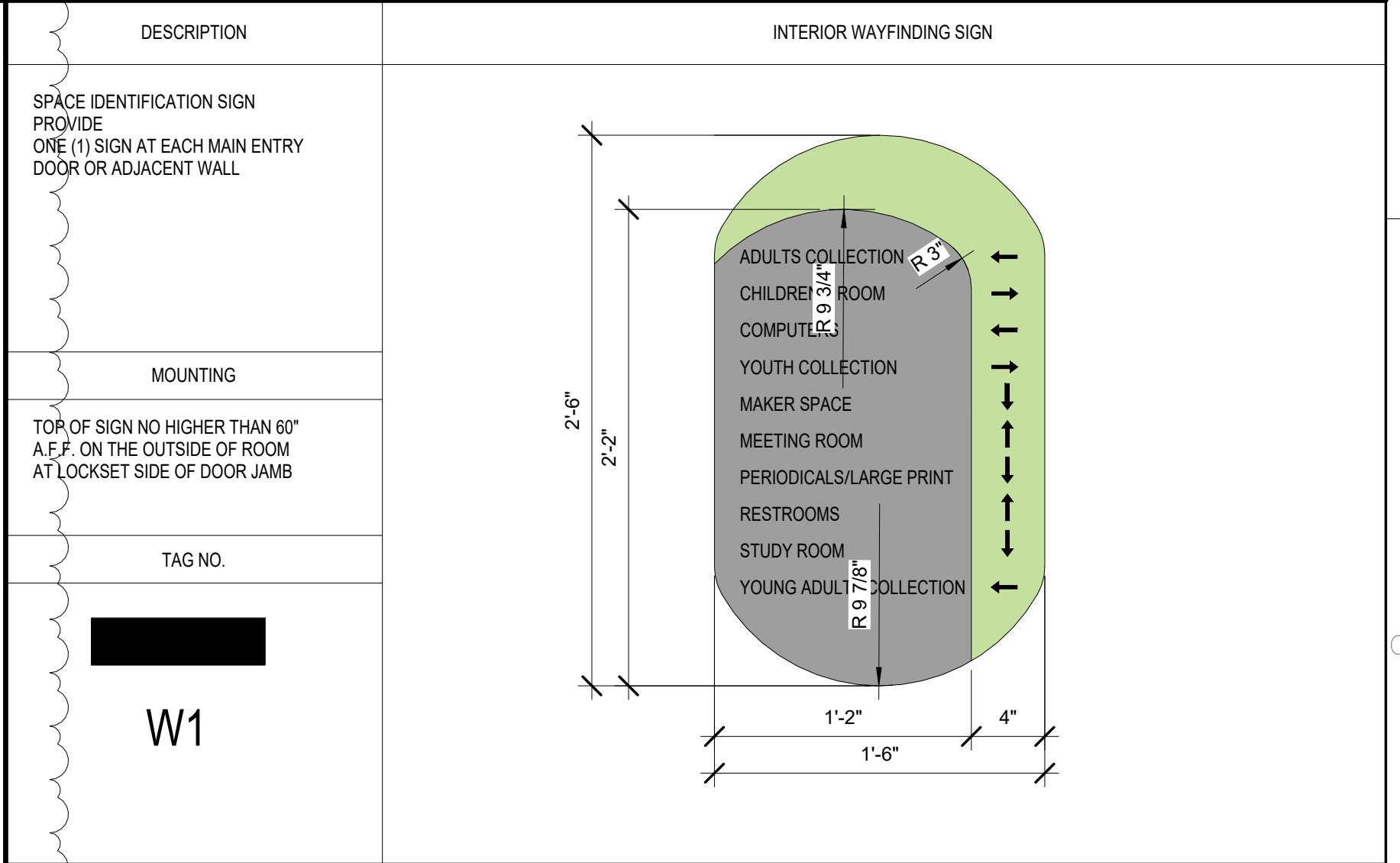
EXTERIOR ELEVATION - EAST + NORTH - SIGNAGE 3
SCALE: 1/2" = 1'-0"



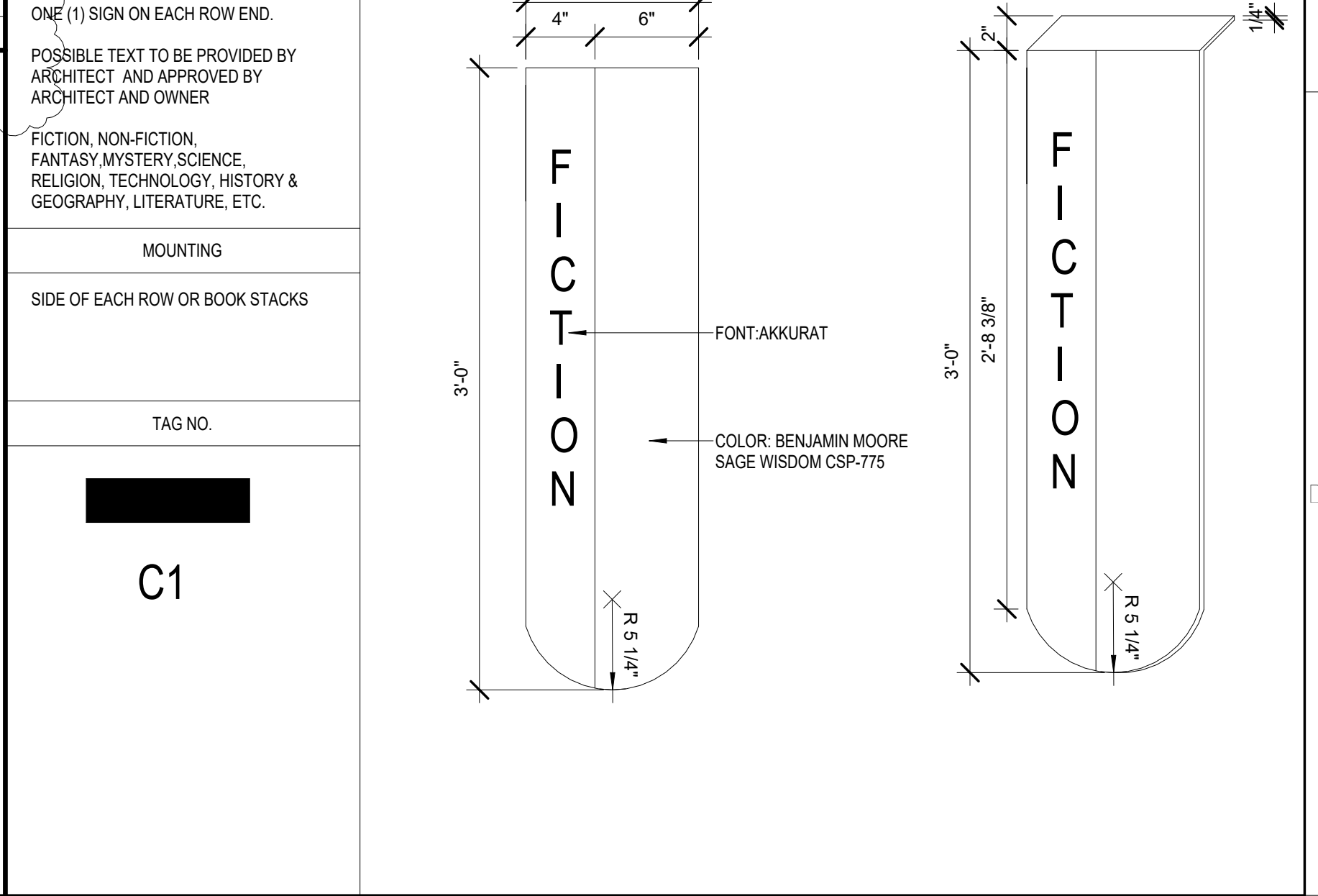
HANGING SIGNAGE 5
SCALE: 1 1/2" = 1'-0"



EXTERIOR MARQUEE SIGN 4
SCALE: 1 1/2" = 1'-0"



INTERIOR WAYFINDING SIGN



BOOK STACK SIGNAGE

宋

Song + Associates

Architecture • Planning • Interior Design

1545 Centrepark Drive North
West Palm Beach, Florida 33401
Telephone: 561-655-2423
Fax: 561-655-1482

AA - 0003165 IB - 0001095

Seal :

STATE OF FLORIDA
REGISTERED ARCHITECT
ROBERT M. CASTROVINCI
AR98054

Name : ROBERT M. CASTROVINCI
License # : AR98054

Consultants :

COPYRIGHT © 2023 SONG & ASSOCIATES, INC. ALL RIGHTS RESERVED. These drawings and specifications are instruments of service and shall remain the property of Song & Associates, Inc. whether the project for which they were prepared is executed or not. They are not to be used in any manner on other projects or extensions to this project except by agreement in writing with the appropriate compensation to Song & Associates, Inc. Reproduction of drawings or specifications without the written consent of Song & Associates, Inc. is prohibited.

ST. LUCIE COUNTY - PORT ST. LUCIE BRANCH LIBRARY

ST. LUCIE COUNTY
FLORIDA

180 NW PRIMA VISTA BLVD.
PORT ST. LUCIE, FL 34983

Key Plan :

REVISION	DATE
ADDENDUM	05/10/24

Date : 02/28/2024
S+A Project No : 22026
Owner Project No :
Drawn By : JC
Checked By : Checker
Phase : 100% DESIGN DOCUMENTS

Sheet Title :
SIGNAGE DETAILS

Sheet # :
A-951