

PALM BEACH COUNTY STATE OF FLORIDA

FIRE STATION 24



ARCHITECT

CURRIE SOWARDS AGUILA ARCHITECTS

185 NE 4TH AVE., SUITE 101
DELRAY BEACH, FL 33483
T: (561) 276-4951
F: (561) 243-8184

STRUCTURAL

PENNONI AND ASSOCIATES

200 CONGRESS PARK DRIVE, SUITE 102
DELRAY BEACH, FL 33455
T: (561) 270-0178
F: (561) 265-6866

MEP

TYEC

902 CLINT MOORE RD, SUITE 142
BOCA RATON, FL 33487
T: (561) 274-0200

CIVIL

KIMLEY-HORN & ASSOCIATES, INC

1615 SOUTH CONGRESS AVENUE, SUITE 201
DELRAY BEACH, FL 33445
T: (561) 840-0846

LANDSCAPE


KIMLEY-HORN & ASSOCIATES, INC

1615 SOUTH CONGRESS AVENUE, SUITE 201
DELRAY BEACH, FL 33445
T: (561) 840-0846

BOARD OF COUNTY COMMISSIONERS

MARIA G, MARINO, MAYOR
SARA BAXTER, VICE MAYOR
GREGG K. WEISS
JOEL FLORES
MARCI WOODWARD
MARIA SACHS
BOBBY POWELL JR.

FACILITIES DEVELOPMENT AND OPERATIONS
CAPITAL IMPROVEMENT DIVISION
WEST PALM BEACH, FLORIDA



**CURRIE
SOWARDS
AGUILA**
architects

Architecture, Planning,
Interiors, &
Sustainable Design

AA26001584
185 NE 4TH AVENUE SUITE 101
DELRAY BEACH, FL 33483

T: (561) 276-4951 F: (561) 243-8184
E-MAIL: office@csa-architects.com

ISSUED FOR :

FLEX SUB

DRC

SPA

BIDS

PERMIT

CONSTRUCTION

SEAL



JESS M. SOWARDS
AR0013205

PROJECT TITLE

PBCFR - FIRE
STATION 24

2700 WESTGATE AVE.,
WEST PALM BEACH, FL.
33409

REVISIONS

NUM.	DESCRIPTION	DATE
------	-------------	------

ISSUE FOR PERMIT
COVER

THESE DRAWINGS ARE PREPARED PER ESTABLISHED INDUSTRY STANDARDS AND REPRESENT THE ARCHITECT AND ENGINEERS DESIGN CONCEPT. THEY ARE NOT INTENDED TO PROVIDE EVERY DETAIL OR CONDITION REQUIRED TO CONSTRUCT THE BUILDING. THE CONTRACTOR THROUGH SUBMITTALS AND OTHER COORDINATION EFFORTS IS FULLY RESPONSIBLE FOR PROVIDING A COMPLETE AND OPERATIONAL BUILDING WHETHER INDICATED ON THE PLANS OR NOT.

DRAWING TITLE

COVER

DATE | DRAWN BY

| CP


JOB NUMBER

230103

DRAWING NUMBER

A0.00

03.07.25



**CURRIE
SOWARDS
AGUILA**
architects

Architecture, Planning,
Interiors, &
Sustainable Design

AA26001584

185 NE 4TH AVENUE SUITE 101
DELRAY BEACH, FL 33483

T: (561) 276-4951 F: (561) 243-8184
E-MAIL: office@csa-architects.com

ISSUED FOR :

FLEX SUB

DRC

SPA

BIDS

PERMIT

CONSTRUCTION

SEAL



JESS M. SOWARDS
AR0013205

PROJECT TITLE

**PBCFR - FIRE
STATION 24**

2700 WESTGATE AVE.,
WEST PALM BEACH, FL.
33409

REVISIONS

NUM.	DESCRIPTION	DATE

THESE DRAWINGS ARE PREPARED PER ESTABLISHED INDUSTRY STANDARDS AND REPRESENT THE ARCHITECT AND ENGINEERS DESIGN CONCEPT. THEY ARE NOT INTENDED TO PROVIDE EVERY DETAIL OR CONDITION REQUIRED TO CONSTRUCT THE BUILDING. THE CONTRACTOR THROUGH SUBMITTALS AND OTHER COORDINATION EFFORTS IS FULLY RESPONSIBLE FOR PROVIDING A COMPLETE AND OPERATIONAL BUILDING WHETHER INDICATED ON THE PLANS OR NOT.

DRAWING TITLE

SHEET INDEX

DATE: | DRAWN BY:
| CP

JOB NUMBER
230103

DRAWING NUMBER

A0.01

03.07.25 ISSUE FOR PERMIT

ARCHITECTURE		
Sheet Number	Sheet Name	Current Revision
A0.00	COVER	
A0.01	SHEET INDEX	
A0.02	GENERAL NOTES & PROJECT DATA	
A0.03	ADA/RESTROOM DETAILS	
A0.04	ACCESSIBILITY REQUIREMENTS	
A0.10	LIFE SAFETY	
A1.01	SITE PLAN	
A1.01A	VISUAL IMPACT ANALYSIS	
A1.02	SITE - CONCRETE APRON & SIDEWALKS	
A1.03	SITE DETAILS	
A1.04	SITE DETAILS	
A2.01	OVERALL FLOOR PLAN	
A2.02A	NOTATIONAL PLAN- BUNK AREA	
A2.02B	NOTATIONAL PLAN- APPARATUS BAY	
A2.03A	DIMENSION PLAN-BUNK AREA	
A2.03B	DIMENSION PLAN- APPARATUS BAY	
A2.04	APPARATUS BAY- UPPER LEVEL	
A2.05	ROOF PLAN	
A2.31	FINISH PLAN	
A3.01	BUILDING ELEVATIONS	
A3.02	BUILDING ELEVATIONS	
A3.03	COLOR ELEVATIONS	
A3.04	COLOR ELEVATIONS	
A3.05	ENLARGED ELEVATIONS	
A4.01	ENLARGED KITCHEN	
A4.02	KITCHEN SECTIONS & DETAILS	
A4.03	ENLARGED - RESTROOMS	
A4.04	ENLARGED - RESTROOMS	
A4.05	ENLARGED - RESTROOMS	
A4.06	ENLARGED - RESTROOM	
A4.07	ENLARGED OFFICER BUNK AND OFFICE	
A4.08	ENLARGED TYP. BUNK AND OFFICE	
A4.09	ENLARGED DAYROOM AND DINING	
A4.10	ENLARGED MED. STORAGE & REPORT WRITING	
A4.11	ENLARGED LOBBY AND LAUNDRY	
A4.12	ENLARGED DECON ROOM	
A4.13	ENLARGED GENERATOR AND ELECTRICAL	
A4.14	ENLARGED TOOLS AND SCBA	
A4.15	ENLARGED STORAGE AND IT	
A4.16	ENLARGED AC STORAGE AND WATER HEATER	
A4.17	ENLARGED JANITOR CLOSETS	
A4.18	ENLARGED GYM	
A4.19	ENLARGED GAZEBO	
A4.20	ENLARGED CANOPY PLANS & DETAILS	
A4.21	ENLARGED CANOPY PLANS & DETAILS	
A5.01	INTERIOR ELEVATIONS- APPARATUS BAY	
A5.02	INTERIOR ELEVATIONS- APPARATUS BAY	
A5.03	INTERIOR ELEVATIONS- APPARATUS BAY	
A6.01	REFLECTED CEILING PLAN	
A7.01	BUILDING SECTIONS	
A7.02	BUILDING SECTIONS	
A7.03	WALL SECTIONS	
A7.04	WALL SECTIONS	
A7.05	WALL SECTIONS	
A8.01	INTERIOR DETAILS	
A8.02	ROOF DETAILS	
A8.03	ROOF DETAILS	
A8.04	APPARATUS BAY BRACKET DETAILS	
A8.10	CABINETS AND MILLWORK DETAILS	
A9.01	WALL TYPES	
A9.02	PARTITION TYPES	
A9.10	DOOR SCHEDULE & DETAILS	
A9.11	DOOR & STOREFRONT DETAILS	
A9.12	DETAILS	
A9.20	STOREFRONTS	
A9.30	LOUVER SCHEDULE & LOUVER DETAILS	

STRUCTURAL		
Sheet Number	Sheet Name	Current Revision
S-001	STRUCTURAL SPECIFICATIONS	
S-002	STRUCTURAL SPECIFICATIONS	
S-003	SCHEDULES & WIND TABLES	
S-101	FOUNDATION PLAN	
S-102	ROOF FRAMING PLAN	
S-201	FOUNDATION DETAILS	
S-202	MASONRY DETAILS	
S-301	ROOF FRAMING DETAILS	
S-302	ROOF FRAMING DETAILS	
S-401	WALL SECTIONS	
S-501	ISOMETRIC FRAMING	

MECHANICAL		
Sheet Number	Sheet Name	Current Revision
M0.1	MECHANICAL NOTES, LEGENDS, & SCHEDULES	
M0.2	MECHANICAL SCHEDULES	
M0.3	MECHANICAL VENTILATION CALCULATIONS	
M1.1	MECHANICAL FLOOR PLAN	
M1.2	MECHANICAL ROOF PLAN	
M2.1	MECHANICAL CONTROLS DRAWINGS	
M2.2	MECHANICAL CONTROLS DRAWINGS	
M3.1	KITCHEN HOOD AND EQUIPMENT PLANS	
M3.2	KITCHEN HOOD AND EQUIPMENT PLANS	
M3.4	KITCHEN HOOD AND EQUIPMENT PLANS	
M4.1	MECHANICAL DETAILS	
M4.2	MECHANICAL DETAILS	
M4.3	MECHANICAL DETAILS	
Sheet Number	Sheet Name	Current Revision
E0.1	ELECTRICAL NOTES SYMBOLS AND LEGEND	
E1.1	SITE ELECTRICAL PLAN	
E1.2	SITE LIGHTING PLAN PHOTOMETRICS	
E1.3	SITE LIGHTING PLAN DETAILS	
E2.1	ELECTRICAL FLOOR PLAN	
E2.2	ELECTRICAL ROOF PLAN	
E3.1	ELECTRICAL SYSTEMS PLAN	
E3.2	LOCUTION PLAN	
E4.1	LIGHTING FLOOR PLAN	
E5.1	LIGHTNING PROTECTION PLAN	
E5.2	LIGHTNING PROTECTION DETAILS	
E6.1	ELECTRICAL RISER	
E6.2	ELECTRICAL PANEL SCHEDULES	
E6.3	GENERATOR DETAILS	
E6.4	COMMUNICATION SYSTEM RISER DIAGRAM	
E7.1	DETAILS, SYSTEMS, ENLARGED PLANS	
E7.2	DETAILS AND SYSTEMS	
E7.3	DETAILS AND SYSTEMS	
E7.4	ELECTRICAL DETAILS	
E7.5	ELECTRICAL DETAILS	


PLUMBING		
Sheet Number	Sheet Name	Current Revision
P0.1	PLUMBING NOTES, SYMBOLS & LEGEND	
P0.2	PLUMBING NOTES & SCHEDULES	
P1.0	PLUMBING FUEL LINE'S SITE PLANS & FUEL DETAILS	
P1.1	PLUMB. FLOOR PLAN SANITARY/STORM/CONDENSATE	
P1.2	PLUMB. FLOOR PLAN DOM. WATER/LP GAS/COMP AIR	
P2.1	PLUMBING ROOF PLAN	
P3.1A	PLUMBING ISOMETRICS-SANITARY SEWER	
P3.1B	PLUMBING ISOMETRICS-SANITARY SEWER	
P3.2	PLUMBING ISOMETRICS- DOMESTIC WATER	
P3.3	PLUMBING ISOMETRICS-STORM DRAIN	
P4.1	PLUMBING DETAILS	
P4.2	PLUMBING DETAILS	
P4.3	PLUMBING DETAILS	

FIRE PROTECTION		
Sheet Number	Sheet Name	Current Revision
FP0.1	FIRE PROTECTION NOTES, AND SCHEDULE	
FP0.2	FIRE PROTECTION DETAILS	
FP1.0	SITE FIRE PROTECTION PLAN	
FP1.1	FIRE PROTECTION FLOOR PLAN	

FIRE ALARM		
Sheet Number	Sheet Name	Current Revision
FA0.1	FIRE ALARM NOTES, RISER AND LEGEND	
FA1.1	FIRE ALARM PLAN	

CIVIL		
Sheet Number	Sheet Name	Current Revision
C-100	COVER SHEET	
C-101	GENERAL NOTES	
C-200	DEMOLITION PLAN	
C-300	EROSION CONTROL PLAN	
C-310	EROSION CONTROL DETAILS	
C-400	HORIZONTAL CONTROL	
C-410	SITE DETAILS	
C-500	PAVING, GRADING & DRAINAGE PLAN	
C-510	PAVING, GRADING & DRAINAGE DETAILS	
C-511	PAVING, GRADING & DRAINAGE DETAILS	
C-512	PAVING, GRADING & DRAINAGE DETAILS	
C-600	UTILITY PLAN	
C-610	UTILITY NOTES	
C-800	DRIVEWAY CONNECTION- NORTH & SOUTH	
C-801	DRIVEWAY CONNECTION - EAST	
T-001	GENERAL NOTES	
T-002	FLASHER DESIGN	
WUD PWS-1	PBCWUD POTABLE WATER DETAILS 1	
WUD PWS-2	PBCWUD POTABLE WATER DETAILS 2	
WUD PWS-3	PBCWUD POTABLE WATER DETAILS 3	
WUD PWS-4	PBCWUD POTABLE WATER DETAILS 4	
WUD PWS-5	PBCWUD POTABLE WATER DETAILS 5	
WUD PWS-6	PBCWUD POTABLE WATER DETAILS 6	
WUD WW-1	PBCWUD WASTEWATER DETAILS 1	
WUD WW-2	PBCWUD WASTEWATER DETAILS 2	
WUD WW-3	PBCWUD WASTEWATER DETAILS 3	

LANDSCAPE		
Sheet Number	Sheet Name	Current Revision
L-100	TREE DISPOSITION PLAN	
L-101	TREE DISPOSITION PLAN	
L-200	LANDSCAPE PLAN	
L-210	LANDSCAPE DETAILS	
L-211	LANDSCAPE NOTES	
L-300	IRRIGATION PLAN	
L-310	IRRIGATION DETAILS	
L-311	IRRIGATION NOTES	
L-312	IRRIGATION NOTES	



CURRIE SOWARDS AGUILU architects

Architecture, Planning, Interiors, & Sustainable Design

AA26001584
185 NE 4TH AVENUE SUITE 101
DELRAY BEACH, FL 33483

T: (561) 276-4951 F: (561) 243-8184
E-MAIL: office@csa-architects.com

ISSUED FOR :
FLEX SUB
DRC
SPA
BIDS
PERMIT
CONSTRUCTION
SEAL



JESS M. SOWARDS
AR0013205

PROJECT TITLE PBCFR - FIRE STATION 24

2700 WESTGATE AVE.,
WEST PALM BEACH, FL.
33409

REVISIONS

NUM.	DESCRIPTION	DATE
------	-------------	------

THESE DRAWINGS ARE PREPARED PER ESTABLISHED INDUSTRY STANDARDS AND REPRESENT THE ARCHITECT AND ENGINEERS DESIGN CONCEPT. THEY ARE NOT INTENDED TO PROVIDE EVERY DETAIL OR CONDITION REQUIRED TO CONSTRUCT THE BUILDING. THE CONTRACTOR THROUGH SUBMITTALS AND OTHER COORDINATION EFFORTS IS FULLY RESPONSIBLE FOR PROVIDING A COMPLETE AND OPERATIONAL BUILDING WHETHER INDICATED ON THE PLANS OR NOT.

DRAWING TITLE GENERAL NOTES & PROJECT DATA

DATE: | DRAWN BY: CP

JOB NUMBER
230103

DRAWING NUMBER

A0.02

03.07.25 ISSUE FOR PERMIT

SCOPE OF WORK

SCOPE OF WORK: THE PALM BEACH COUNTY FIRE RESCUE IS BUILDING A NEW ONE STORY 3 BAY APPARATUS FIRE STATION WITH THE FIREFIGHTERS DWELLING UNIT, AND STORAGE.

LEGAL DESCRIPTION

LEGAL DESCRIPTION
SEE SURVEY

APPLICABLE BUILDING CODES

CODE	EDITION
FLORIDA BUILDING CODE	2023, 8TH EDITION
FLORIDA MECHANICAL CODE	2023, 8TH EDITION
FLORIDA PLUMBING CODE	2023, 8TH EDITION
FLORIDA EXISTING BUILDING CODE	2023, 8TH EDITION
FLORIDA ACCESSIBILITY CODE	2023, 8TH EDITION
NATIONAL ELECTRICAL CODE	2020
FLORIDA FIRE PREVENTION CODE	2023, 8TH EDITION

REFERENCED STANDARDS:
NFPA 30, NFPA 37, NFPA 30A, NFPA 88A, NFPA 110 NFPA 241

REFERENCE SYMBOLS

TYPE	DESCRIPTION	TYPE	DESCRIPTION
	WALL TYPE		DETAIL NUMBER
	DOOR NUMBER		CALLOUT AREA
	STOREFRONT & WINDOW TYPE TAG		SHEET NUMBER
SEE SHEET - / ...	VIEW REFERENCE		SECTION DIRECTION OF VIEW
	CENTERLINE		SECTION DETAIL NUMBER
	PROPERTY LINE		ELEVATION
	SLOPE DIRECTION		PROJECT NORTH AND TRUE NORTH
	ELEVATION		PROJECT NORTH AND TRUE NORTH
	RECESS & RECESS DIMENSION		ROOM NAME, AREA, & NUMBER
	CEILING TYPE AND HEIGHT TAG		REVISION DELTA SYMBOL
	GRAPHIC SCALE		REVISION CLOUD
	GRID BUBBLE NUMBERS HORIZONTALLY		DOOR & DOOR NUMBER
	GRID LINE		
	GRID BUBBLE NUMBERS VERTICALLY		

ABBREVIATIONS

#	NUMBER OR POUND	FD	FLOOR DRAIN	OF	OWNER FURNISHED, CONTRACTOR INSTALLED
&	AND	FDN	FOUNDATION	OFI	OWNER FURNISHED, OWNER INSTALLED
2:1 SL	2 HORIZONTAL TO 1 VERTICAL SLOPE	FE	FIRE EXTINGUISHER	OPP	OPPOSITE
@	AT	FFE	FINISHED FLOOR ELEVATION	OVHD	OVERHEAD
	CHANNEL	FH	FIRE HYDRANT	PI	POINT IF INTERSECTION
±	PLUS MINUS	FHC	FIRE HOSE CABINET	PL	PLATE
±	LESS THAN OR EQUAL TO	FIN	FINISH	PLAS	PLASTER
≥	GREATER THAN OR EQUAL TO	FLR	FLOOR	PLYWD	PLYWOOD
AB	ANCHOR BOLT	FR	FRAME	PNL	PANEL
AC	ASPHALTIC CONCRETE	FTG	FOOTING	PNT	PAINT
ACT	ACOUSTIC CEILING TILE	FXTR	FIXTURE	PRELIM	PRELIMINARY
AD	AREA DRAIN	G	GROUND	PRESS	PRESSURE
ADJ	ADJUSTABLE	GA	GA	PRIM	PRIMARY
AFF	ABOVE FINISH FLOOR	GALV	GALVANIZED	PRTN	PARTITION
AL	ALUMINUM	GL	GLASS	PT	POINT, POINT OF TANGENT
ALT	ALTERNATE	GRD	GROUND	QT	QUARRY TILE
ARCH	ARCHITECTURAL, ARCHITECT, ARCHITECTURE	GWB	GYPSON WALL BOARD	R	RADIUS
ASPH	ASPHALT	HB	HOSE BIBB	RA	RETURN AIR
B	BASELINE	HC	HANDICAPPED	RB	RESILIENT VINYL BASE
B	BOTTOM	HDW	HARDWARE	RCP	REINFORCED CONCRETE PIPE
BEJ	BRICK EXPANSION JOINT	HGT	HEIGHT	RD	ROOF DRAIN
BLDG	BUILDING	HORZ	HORIZONTAL	RECP	RECEPTACLE
BLK	BLOCK	HR	HOUR	REINF	REINFORCEMENT
BLK	BLOCK	HW	HOT WATER	REQD	REQUIRED
BM	BEAM	ID	INSIDE DIAMETER, INTERIOR DESIGN	REV	REVISION
BO	BOARD, BOTTOM	IE	INVERT ELEVATION	RF	ROOF
BRG	BEARING	INSUL	INSULATION	RFLCP	REFLECTIVE CEILING PLAN
BSMT	BASEMENT	INT	INTERIOR	RM	ROOM
C&G	CURB & GUTTER	INTX	INTERSECTION	RVT	RESILIENT VINYL TILE
CAP	CAPACITY	INV	INVERT	S	SOUTH
CEM	CEMENT	JB	JUNCTION BOX	SCH	SCHEDULE
CG	CORNER GUARD	JCT	JUNCTION	SD	STORM DRAIN
CIP	CAST IN PLACE, CAST IRON PIPE	JST	JOIST	SE	SOUTHEAST
CIR	CIRCULATING	JT	JOINT	SECT	SECTION
CJ	CONTROL JOINT	L	ANGLE	SHT	SHEET
CL	CENTERLINE	LC	LENGTH	SIM	SIMILAR
CL	CENTERLINE	LC	LENGTH OF CURVE	SL	SLOPE
CLG	CEILING	LDC	LEAD COVERED	SPEC	SPECIFICATION
CLR	CLEAR	LL	LIVE LOAD	SQ	SQUARE
CMU	CONCRETE MASONRY UNITS	LLH	LONG LEG HORIZONTAL	STL	STEEL
COL	COLUMN	LLV	LONG LEG VERTICAL	SUSP	SUSPENDED
CONC	CONCRETE	LT	LIGHT	T	TOP
CONN	CONNECTION	MAS	MASONRY	T&B	TOP AND BOTTOM
CONST	CONSTRUCTION	MATL	MATERIAL	TEL	TELEPHONE
CONT	CONTINUOUS	MAX	MAXIMUM	TEMP	TEMPORARY
CPT	CARPET	MECH	MECHANICAL	TERM	TERMINAL
CSK	COUNTERSUNK	MET	METAL	THK	THICK/THICKNESS
CT	CERAMIC TILE	MFR	MANUFACTURER	THRSLD	THRESHOLD
CTR	CENTER	MH	MANHOLE	TO	TOP OF
D	DEPTH	MN	MINIMUM	TOS	TOP OF STEEL, TOP OF SLAB
DET	DETAIL	MISC	MISCELLANEOUS	TOW	TOP OF WALL
DF	DRINKING FOUNTAIN	MO	MASONRY OPENING	TYP	TYPICAL
DIA	DIAMETER	MTD	MOUNTED	U.N.O	UNLESS NOTED OTHERWISE
DIM	DIMENSION	MTG	MOUNTING	VCT	VINYL COMPOSITION TILE
DN	DOWN	MULL	MULLION	VENT	VENTILATING
DS	DOWNSPOUT	MWP	MEMBRANE WATERPROOFING	VERT	VERTICAL
DWG	DRAWING	N	NORTH	VEST	VESTIBULE
E	EAST	NA	NOT APPLICABLE	VWC	VINYL WALL COVERING
E/P	EDGE OF PAVEMENT	NE	NORTHEAST	W	WIDTH, WEST
EA	EACH	NEC	NATIONAL ELECTRIC CODE	W/	WITH
EL	ELEVATION	NEUT	NEUTRAL	W/O	WITHOUT
ELECT	ELECTRICAL	NIC	NOT IN CONTRACT	WC	WATER CLOSET
ELEV	ELEVATOR	NO	NUMBER	WD	WIDTH
EMER	EMERGENCY	NOM	NOMINAL	WT	WEIGHT
EQ	EQUAL	NTS	NOT TO SCALE	WWF	WELDED WIRE FABRIC
EQUIP	EQUIPMENT	NW	NORTHWEST	X	TRANSFORMER
EW	EACH WAY	OA	OUTSIDE AIR		
EW	ELECTRIC WATER COOLER	OC	OUTSIDE AIR ON CENTER		
EXIST	EXISTING				
EXP	EXPANSION				
EXP JT	EXPANSION JOINT				
EXT	EXTERIOR				

GENERAL NOTES

- THIS PROJECT IS TO BE CONSTRUCTED UNDER THE PROVISIONS OF THE FLORIDA BUILDING CODE EIGHTH EDITION, FLORIDA ACCESSIBILITY CODE 2023, NFPA 1 AND NFPA 101, ADA, FLORIDA STATE STATUTES AND ALL OTHER APPLICABLE CODES.
- THE CONTRACTOR SHALL VISIT THE SITE AND FAMILIARIZE HIMSELF WITH THE EXISTING CONDITIONS AND NOTIFY THE ARCHITECT OF ANY OBSERVED DISCREPANCIES PRIOR TO SUBMISSION OF BIDS.
- DO NOT SCALE DRAWINGS. WRITTEN DIMENSIONS TAKE PRECEDENCE OVER SCALE DIMENSIONS.
- ANY WOOD IN CONTACT WITH CONCRETE SHALL BE PRESSURE TREATED.
- THESE DRAWINGS ARE DIAGRAMMATIC AND ARE INTENDED TO SHOW THE DESIGN INTENT ONLY. THEY DO NOT SHOW EVERY MINOR DETAIL OF CONSTRUCTION. ALL TRADES ARE RESPONSIBLE FOR FURNISHING COMPLETE BUILDING SYSTEMS AND ALL ITEMS THAT WOULD NORMALLY BE CONSIDERED INCIDENTAL TO THEIR INSTALLATION.
- THE CONTRACTOR SHALL REVIEW THE PROJECT CONTRACT DOCUMENTS AND NOTIFY THE ARCHITECT OF ANY OBSERVED DISCREPANCIES PRIOR TO START OF CONSTRUCTION.
- ALL EXPOSED STUCCO, CEMENT, PLASTER OR GYPSUM BOARD SURFACES TO BE PAINTED UNLESS OTHERWISE NOTED. COLOR TO BE SELECTED BY ARCHITECT. REFER TO SPECIFICATION FOR APPLICATION PROCEDURE.
- ALL FIRE RATED WALLS AND PARTITIONS AND PARTITIONS INSULATED FOR SOUND TRANSMISSION ARE TO RUN CONTINUOUS FROM FLOOR TO UNDERSIDE OF ROOF/FLOOR DECK ABOVE. ALL JOINTS TO BE TAPED AND SPACKLED AND ANY DUCT PENETRATIONS TO BE FIRE DAMPERED AS REQUIRED BY CODE.
- ALL CEMENT PLASTER OR PORTLAND CEMENT BOARD ABUTTING OTHER MATERIAL TO BE FINISHED WITH METAL EDGE STRIPS.
- ALL ELECTRICAL CABINETS, FIRE EXTINGUISHERS, CABINETS AND OTHER RECESSED EQUIPMENT IN FIRE RATED WALLS SHALL BE BACKED WITH 5/8" TYPE X GYPSUM BOARD OR AS REQUIRED TO MAINTAIN THE RATING.
- PROVIDE DOUBLE STUDS OR WOOD BLOCKING AS REQUIRED TO SUPPORT WALL MOUNTED EQUIPMENT. BLOCKING IN CONTACT WITH MASONRY/CONCRETE OR MOIST/HUMID CONDITIONS SHALL BE PRESSURE TREATED.
- ALL EXPOSED METAL TO BE PAINTED. COLOR AS SELECTED BY THE ARCHITECT. REFER TO SPECIFICATION FOR APPLICATION PROCEDURE.
- NO ASBESTOS IN ANY FORM WILL BE PERMITTED IN THIS BUILDING.
- ALL DIMENSIONS SHOWN ON THIS PLAN ARE NOMINAL. THE CONTRACTOR SHALL BE RESPONSIBLE TO ADJUST ACTUAL CONSTRUCTION DIMENSIONS SLIGHTLY TO ALLOW FOR EXACT MATERIAL THICKNESS AND REQUIRED CLEARANCE. DIMENSIONS ON PLANS ARE TO FINISH OF INTERIOR STUD PARTITIONS, CENTERLINE OF CONSTRUCTION LINES, AND FACE OF MASONRY.
- THE STRUCTURAL DRAWINGS SHALL TAKE PRECEDENCE OVER ARCHITECTURAL DRAWINGS WITH RESPECT TO COLUMN AND STRUCTURAL ELEMENTS LOCATIONS. CONTRACTOR SHALL NOTIFY ARCHITECT IMMEDIATELY OF ANY DISCREPANCIES.
- IT IS THE RESPONSIBILITY OF THE GENERAL CONTRACTOR AND EACH OF HIS SUBCONTRACTORS TO REVIEW ALL DRAWINGS, PROJECT MANUAL ADDENDA ETC. TO ASSURE COORDINATION OF ALL WORK AFFECTING EACH TRADE. FAILURE TO REVIEW ALL CONTRACT DOCUMENTS FOR APPLICABLE ITEMS OF WORK SHALL NOT RELIEVE THE RESPONSIBLE PARTY FROM PERFORMING WORK SO REQUIRED. WORK SHOWN ON ONE DRAWING IS AS GOOD AS IF SHOWN ON EVERY DRAWING.
- EXISTING CONDITIONS- THE EXISTING SITE DIMENSIONS AND CONDITIONS SHOWN ON THESE DRAWINGS ARE ASSUMED TO BE ACCURATE BASED ON AVAILABLE INFORMATION. THE CONTRACTOR SHALL VERIFY ALL EXISTING CONDITIONS ON THE JOB SITE AND NOTIFY THE ARCHITECT OF DEVIATIONS FROM THESE DRAWINGS.
- N.I.C. ITEMS- ALL ITEMS MARKED N.I.C. (NOT IN CONTRACT) ARE TO BE FURNISHED BY THE OWNER. CONSULT THE ARCHITECT FOR ANY ADDITIONAL REQUIRED INFORMATION NOT SHOWN.
- DUCTS, PIPES, CONDUIT, ETC.- ALL VERTICAL AND HORIZONTAL DUCTS, PIPES, CONDUIT, ETC. (WHETHER SHOWN OR NOT) IN FINISHED ROOMS SHALL BE LOCATED IN WALL. ITEMS THAT CANNOT BE LOCATED IN WALL SHALL BE FURRED IN AND FINISHED TO MATCH ADJACENT FINISHED SURFACES AND ANY REQUIRED WALL OR CEILING RATINGS. VERIFY ACCEPTABILITY WITH ARCHITECT PRIOR TO ENCASEMENT.
- ACCESS PANELS: FURNISH AND INSTALL ACCESS PANELS, WHETHER SHOWN OR NOT, IN WALLS AND NON-ACCESSIBLE TYPE CEILINGS WHERE SERVICE OR ADJUSTMENT TO MECHANICAL, FIRE PROTECTION, PLUMBING, OR ELECTRICAL EQUIPMENT IS REQUIRED.
- FIXTURES, LAVATORIES AND SINKS SHALL BE INSTALLED A MINIMUM OF 4" FROM FINISHED SIDE WALLS. WATER CLOSETS SHALL BE INSTALLED A MINIMUM OF 15" FROM FINISHED SIDE WALLS OR TOILET PARTITIONS TO CENTERLINE OF FIXTURE (18" TO CENTERLINE FOR HANDICAP FIXTURES).
- PRECAUTIONS: DO NOT PROCEED WITH WORK IF UNFORESEEN CONDITIONS ARE DISCOVERED WHICH COULD CAUSE ADVERSE EFFECTS UPON THE STRUCTURE OR ITS OCCUPANTS. REPORT ANY SUCH CONDITION IMMEDIATELY TO THE ARCHITECT. TAKE PRECAUTIONS TO PROPERLY SUPPORT THE STRUCTURE. THE CONTRACTOR SHALL REPORT ALL TOXIC MATERIALS LOCATED TO OWNER, ARCHITECT AND AUTHORITIES HAVING JURISDICTION. REMOVAL OF MATERIAL WILL BE COMPLETED PER APPROVED MEANS BEFORE CONSTRUCTION CONTINUES.
- SAFETY: PROVIDE, ERECT AND MAINTAIN BARRICADES, LIGHTING AND GUARDRAILS AS REQUIRED BY APPLICABLE REGULATORY AGENCIES TO PROTECT OCCUPANTS OF BUILDING AND WORKERS.
- IF DISCREPANCIES EXIST BETWEEN SPECIFICATIONS AND DRAWINGS, THE MORE STRINGENT REQUIREMENT SHALL PREVAIL. NOTIFY THE ARCHITECT OF ANY DISCREPANCIES TO OBTAIN CLARIFICATION.
- EXIT ACCESS: MAINTAIN FREE, SAFE, AND APPROVED MEANS OF EGRESS IN AND OUT OF PROJECT LOCATION IN ACCORDANCE WITH REQUIREMENTS OF APPLICABLE REGULATORY AGENCIES.
- FINISHES: ALL FINISHES AND COLORS OF FIXTURES, EQUIPMENT, LIGHTS, DIFFUSERS, SINKS, PAINT, WALLCOVERINGS, ETC. SHALL BE SELECTED BY ARCHITECT. SUBMIT FULL RANGE OF AVAILABLE FINISHES TO ARCHITECT FOR SELECTION. REFER TO FINISH SCHEDULE AND NOTES.
- STRUCTURAL REINFORCEMENT: IN THE EVENT THAT WINDOW OR STOREFRONT SIZES DICTATE THE NEED FOR ADDITIONAL STRUCTURAL REINFORCEMENT, IT SHALL BE THE RESPONSIBILITY OF THE CONTRACTOR TO PROVIDE SUCH REINFORCEMENT DESIGNED BY A REGISTERED ENGINEER AS PART OF THE WINDOW SYSTEM FOR NO ADDITIONAL COST.
- PARTITIONS THAT ABUT THE STOREFRONT OR WINDOWS SHALL HAVE PAINTED ALUMINUM END CLOSURE.
- THE GENERAL CONTRACTOR SHALL COORDINATE OPENINGS IN SLABS AND WALLS AS REQUIRED FOR THE INSTALLATION OF MECHANICAL, ELECTRICAL, PLUMBING AND FIRE PROTECTION ITEMS. DO NOT CUT CONCRETE COLUMNS, BEAMS, OR OTHER STRUCTURAL ELEMENT WITHOUT THE PRIOR WRITTEN PERMISSION OF THE STRUCTURAL ENGINEER OF RECORD.
- SUPPLY AND RETURN REGISTERS IN CEILINGS SHALL BE INSTALLED OFFSET FROM ONE ANOTHER TO AVOID SOUND PASSAGE FROM ONE ROOM TO ANOTHER. SOUND RATED ROOMS SHALL HAVE SOUND BOOTHS INSTALLED IN THE DUCTWORK TO RESTRICT THE PASSAGE OF SOUND.
- CONTRACTOR SHALL HOLD A MEETING OF ALL SUB-CONTRACTORS WHO HAVE WORK THAT IS TO BE INSTALLED ABOVE THE CEILING PRIOR TO THE START OF THEIR INSTALLATION FOR THE PURPOSE OF COORDINATING NECESSARY CLEARANCES AND PROPER ROUTING. CONTRACTOR TO SUBMIT A TYPICAL SECTION DRAWN TO SCALE SHOWING THE ASSIGNED LAYERING.
- CONTRACTOR SHALL CARRY BANDING, SCORE LINES, FINISHES ETC. AROUND EXTERIOR ARCHITECTURAL ELEMENTS SUCH AS COLUMNS, ARCHES, SCREEN WALLS ETC. WHEN NO ELEVATION IS SHOWN FOR THOSE SIDE OR REAR ELEVATIONS.
- WHERE A STUD WALL ABUTS A FURRED OUT MASONRY WALL THE CONTRACTOR SHALL HOLD THE FACE OF THE FURRING STRIP, SO THAT A SMOOTH UNINTERRUPTED LAYER OF GYPSUM BOARD MAY BE APPLIED.
- THE CONTRACTOR SHALL SELECT APPROPRIATE MATERIALS THAT ARE BEST SUITED FOR THEIR INTENDED USE.
- THE GENERAL CONTRACTOR SHALL REVIEW WITH THE OWNER, ALL LIGHTING FIXTURES, PLUMBING FIXTURES AND DOOR HARDWARE PRIOR TO ORDER PLACEMENT. IN THE EVENT THE OWNER IS NOT GIVEN THE OPPORTUNITY TO REVIEW AND APPROVE SAID FIXTURES, THE ARCHITECT SHALL NOT BE HELD RESPONSIBLE FOR REPLACEMENT, RETURN OR RESTOCKING FEES ASSOCIATED WITH CORRECTING THE ITEMS TO THE OWNER'S SATISFACTION.
- ANY EXPOSED PLUMBING, ELECTRICAL OR FIRE SPRINKLER CONDUIT OR PIPING SHALL BE PAINTED TO MATCH ADJACENT SURFACES UNLESS OTHERWISE NOTED.
- WHEN STUCCO IS APPLIED TO A VERTICAL SURFACE, THE CONTRACTOR SHALL INSTALL STUCCO CONTROL JOINTS AS INDICATED IN THE CONTRACT DOCUMENTS AND AS OTHERWISE NECESSARY ON A REGULAR GRID NOT EXCEEDING 140 SF, AS APPROVED BY THE ARCHITECT.
- WHEN STUCCO IS APPLIED TO A HORIZONTAL SURFACE, THE CONTRACTOR SHALL INSTALL STUCCO CONTROL JOINTS AS INDICATED IN THE CONTRACT DOCUMENTS AND AS OTHERWISE NECESSARY ON A REGULAR GRID NOT EXCEEDING 100 SF, AS APPROVED BY THE ARCHITECT.
- THE ARCHITECTURAL DRAWINGS ARE PART OF THE CONTRACT DOCUMENTS AND DO NOT, BY THEMSELVES, PROVIDE ALL THE INFORMATION REQUIRED TO PROPERLY CONSTRUCT THE PROJECT. THE GENERAL CONTRACTOR SHALL CONSULT THE STRUCTURAL, MECHANICAL, ELECTRICAL, PLUMBING, FIRE PROTECTION, CIVIL, LANDSCAPING, AND SPECIALTY CONSULTANT'S DRAWINGS AND COORDINATE THE INFORMATION CONTAINED IN THOSE DRAWINGS WITH THE ARCHITECTURAL DRAWINGS TO PROPERLY CONSTRUCT THE PROJECT. REFER TO MECHANICAL, ELECTRICAL, PLUMBING AND STRUCTURAL FOR ADDITIONAL OPENINGS, DEPRESSIONS, PENETRATIONS, INSERTS, DRAINS, ETC. DISCREPANCIES SHALL BE BROUGHT TO THE ATTENTION OF THE ARCHITECT, BEFORE PROCEEDING WITH ANY WORK. THIS COORDINATION IS THE CONTRACTORS RESPONSIBILITY, AND NO EXTRA COMPENSATION WILL BE ALLOWED RESULTING FROM THE CONTRACTORS FAILURE TO COMPLY WITH THESE REQUIREMENTS.

THIS DOCUMENT IS THE PROPERTY OF CURRIE SOWARDS AGUILU ARCHITECTS INC. ALL RIGHTS ARE RESERVED. REPRODUCTION OR OTHER USE OF THIS DOCUMENT, WITHOUT THE WRITTEN CONSENT OF CURRIE SOWARDS AGUILU ARCHITECTS INC., IS PROHIBITED.
3/7/2025 12:49:04 PM



CURRIE SOWARDS AGUILA architects
Architecture, Planning, Interiors, & Sustainable Design

AA26001584
185 NE 4TH AVENUE SUITE 101
DELRAY BEACH, FL 33483

T: (561) 276-4951 F: (561) 243-8184
E-MAIL: office@csa-architects.com

ISSUED FOR:
FLEX SUB
DRC
SPA
BIDS
PERMIT
CONSTRUCTION
SEAL



JESS M. SOWARDS
AR0013205

PROJECT TITLE
PCFR - FIRE STATION 24

2700 WESTGATE AVE.,
WEST PALM BEACH, FL.
33409

NUM.	DESCRIPTION	DATE

THESE DRAWINGS ARE PREPARED PER ESTABLISHED INDUSTRY STANDARDS AND REPRESENT THE ARCHITECT AND ENGINEERS DESIGN CONCEPT. THEY ARE NOT INTENDED TO PROVIDE EVERY DETAIL OR CONDITION REQUIRED TO CONSTRUCT THE BUILDING. THE CONTRACTOR THROUGH SUBMITTALS AND OTHER COORDINATION EFFORTS IS FULLY RESPONSIBLE FOR PROVIDING A COMPLETE AND OPERATIONAL BUILDING WHETHER INDICATED ON THE PLANS OR NOT.

DRAWING TITLE
ADA/RESTROOM DETAILS

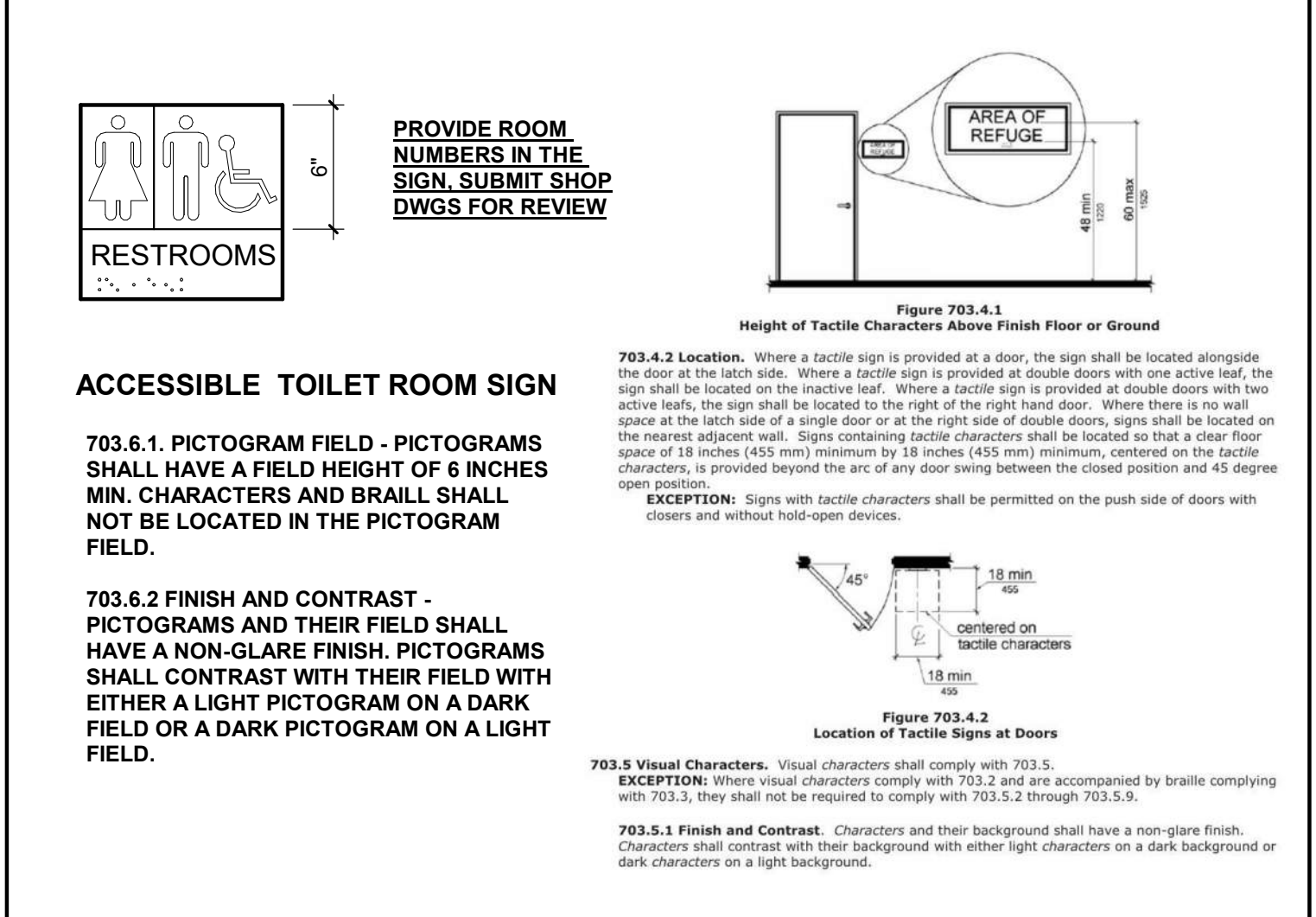
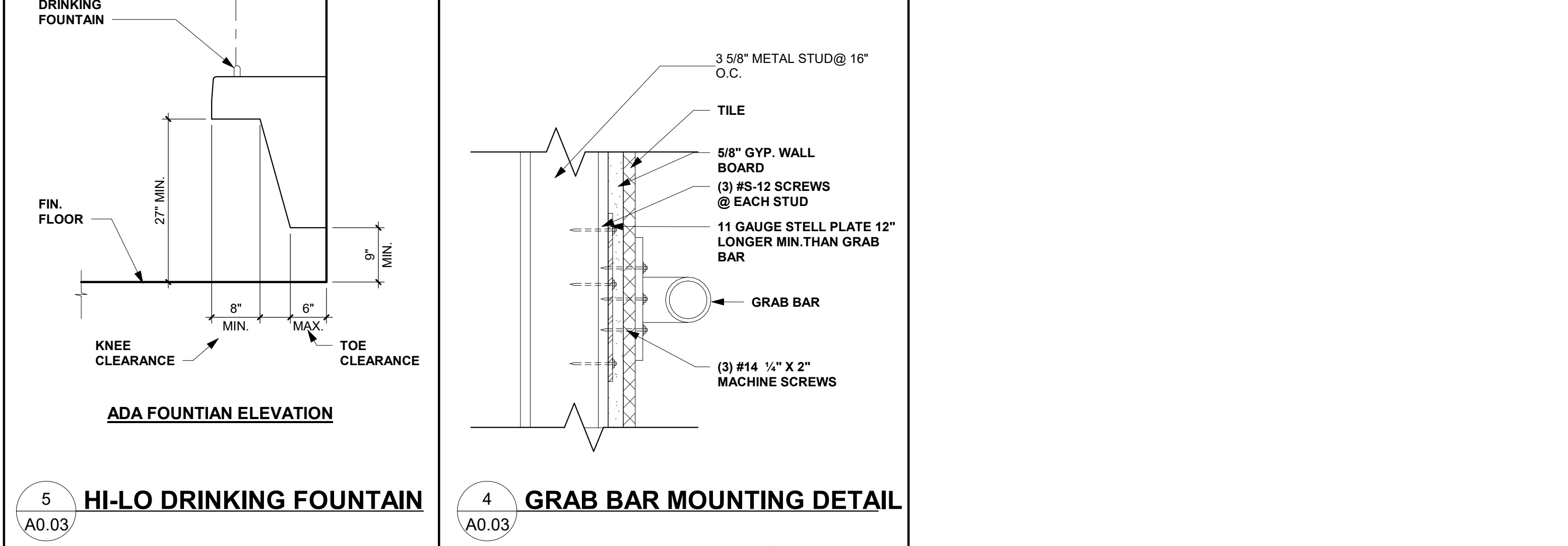
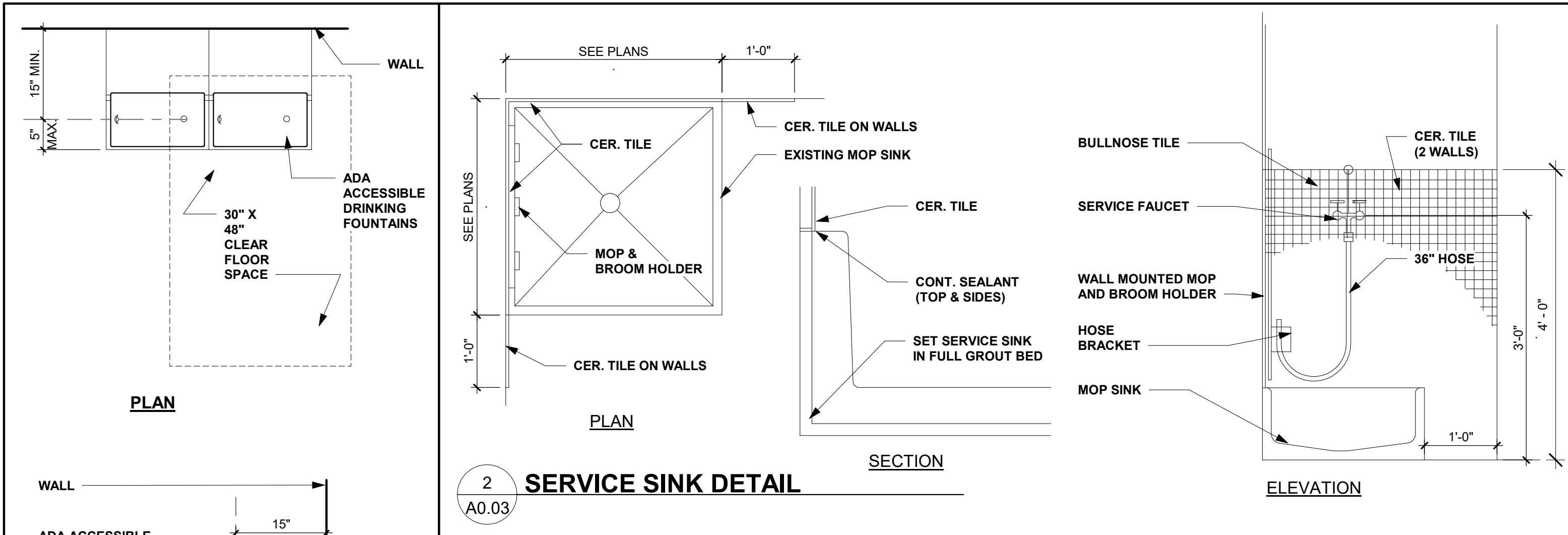
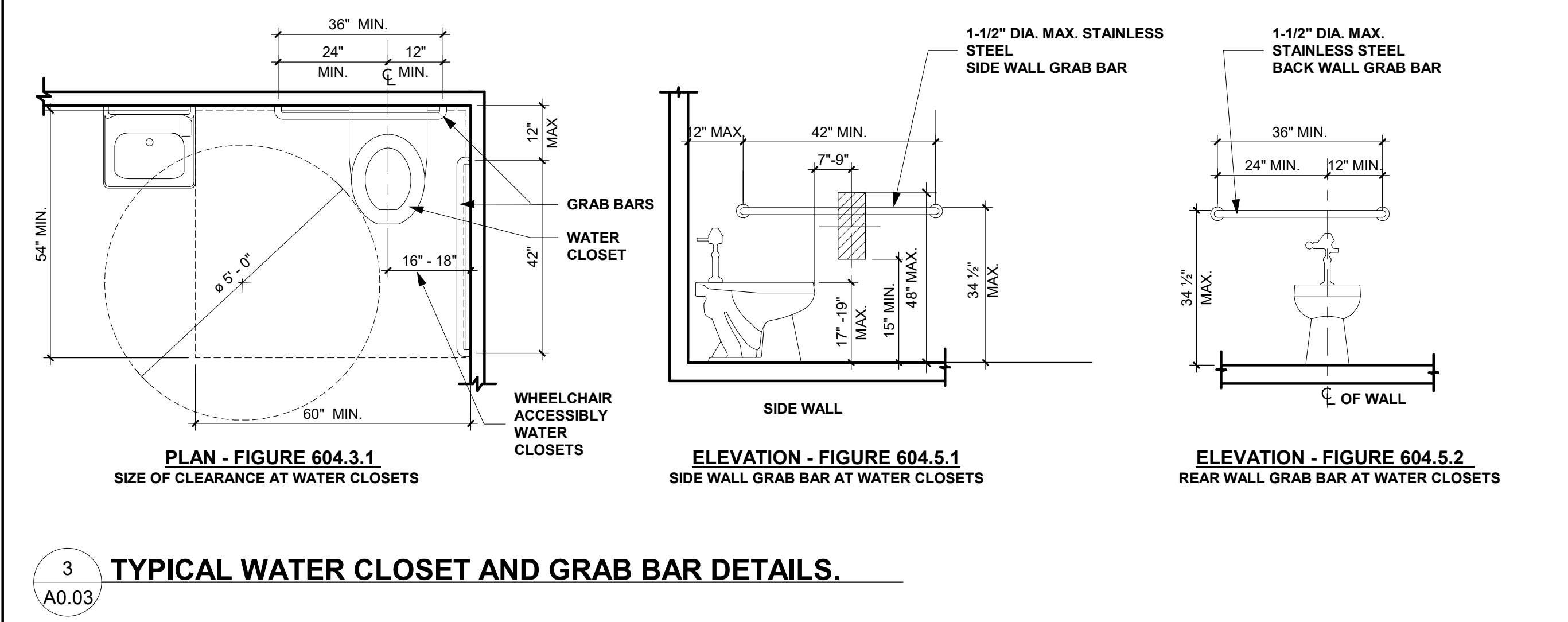
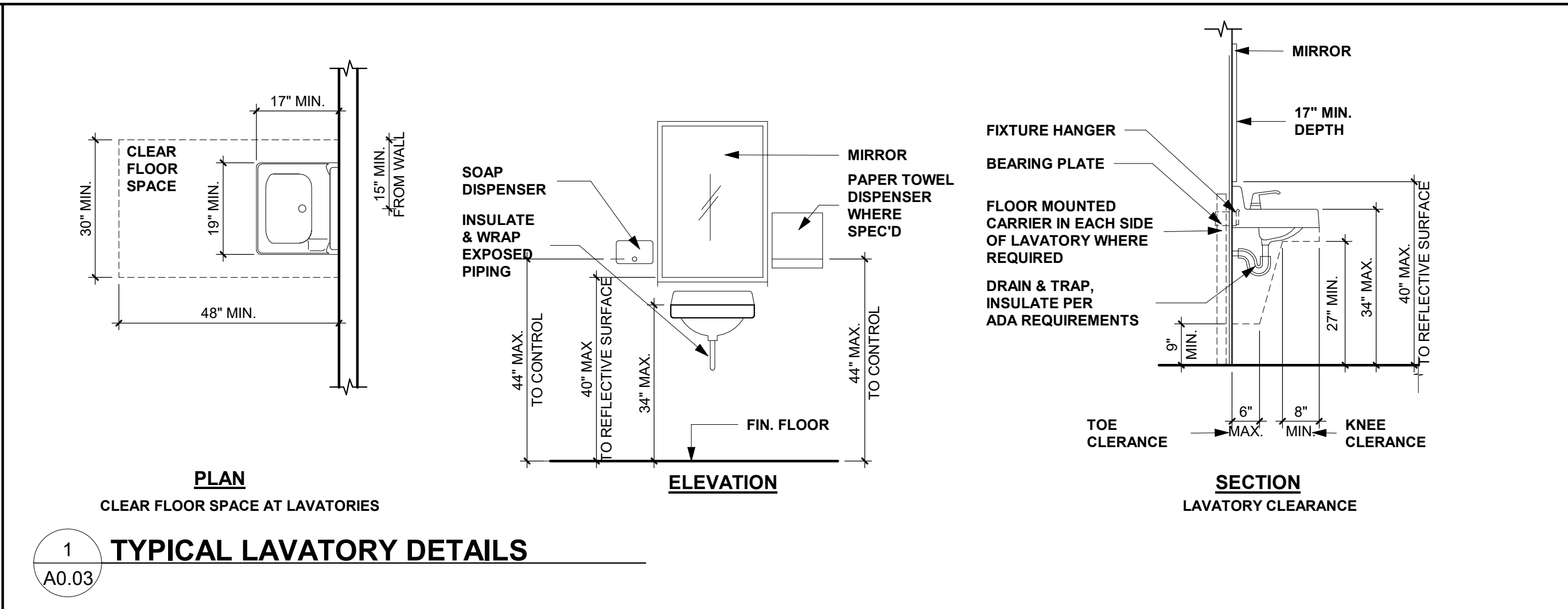
DATE: | DRAWN BY: CP

JOB NUMBER
230103

DRAWING NUMBER

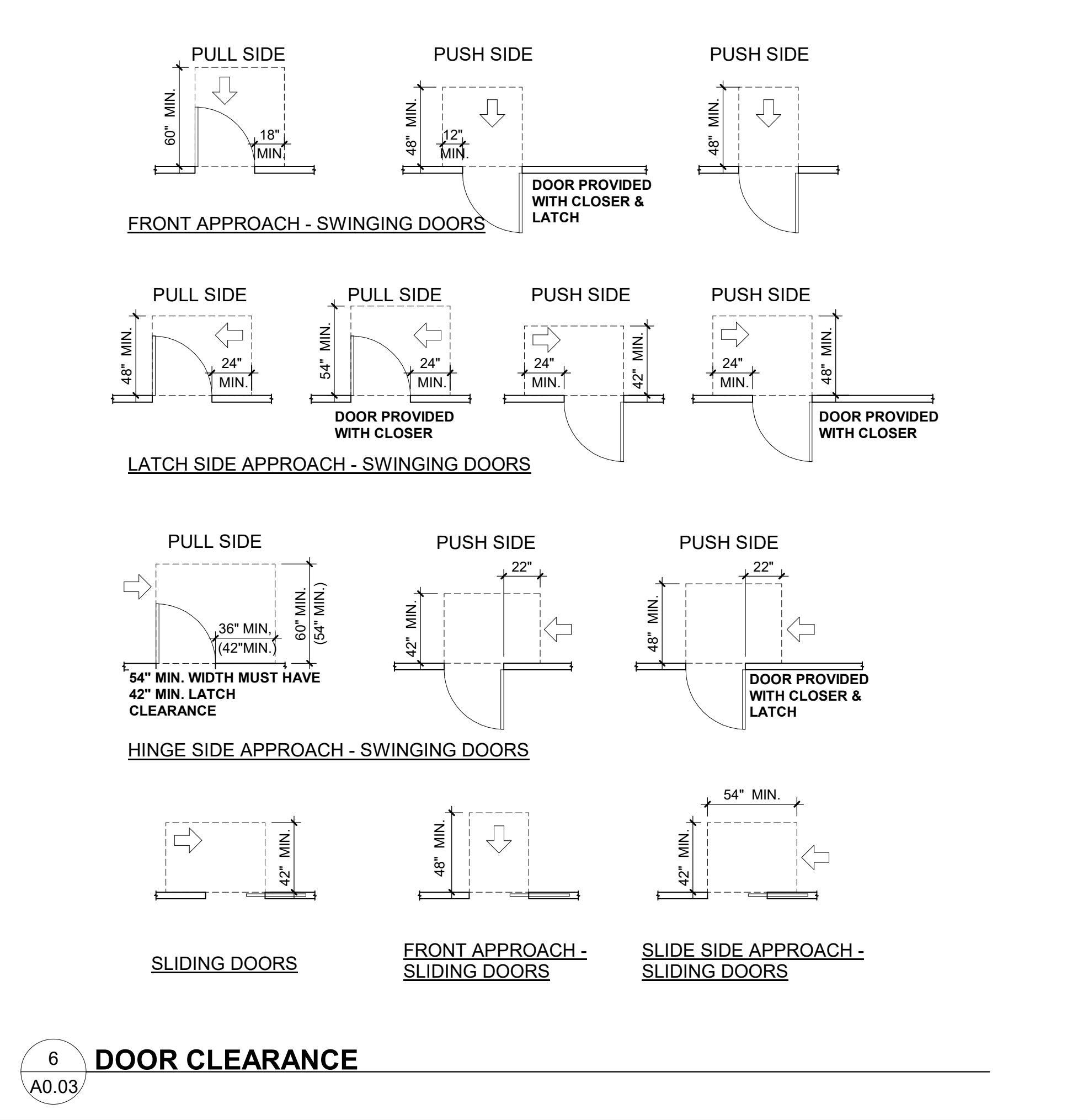
A0.03

03.07.25 ISSUE FOR PERMIT



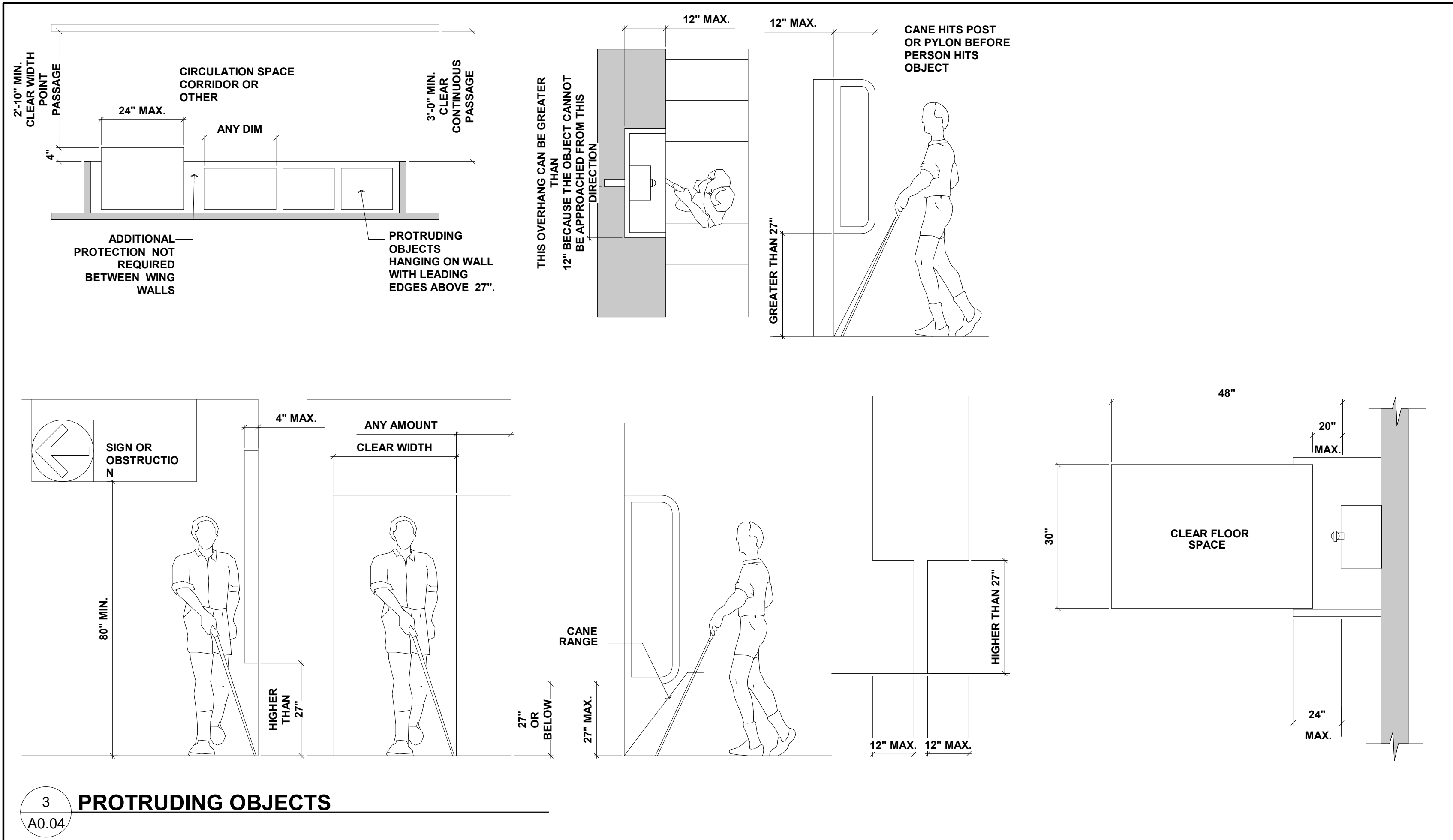
- DISABLED ACCESS NOTES**
- IN BUILDINGS AND FACILITIES, FLOORS OF A GIVEN STORY SHALL BE A COMMON LEVEL THROUGHOUT, OR SHALL BE CONNECTED BY PEDESTRIAN RAMPS, PASSENGER ELEVATORS OR SPECIAL ACCESS LIFTS.
 - FLOOR SURFACES SHALL BE SLIP-RESISTANT.
 - EVERY CORRIDOR AND AISLE SERVING AN OCCUPANT LOAD OF 10 OR MORE SHALL BE NOT LESS THAN 44" IN WIDTH.
 - ABRUPT CHANGES IN LEVEL ALONG ANY ACCESSIBLE ROUTE SHALL NOT EXCEED 1/2" IN HEIGHT. LEVEL CHANGES NOT EXCEEDING 1/4" MAY BE VERTICAL. BEVEL OTHERS WITH A SLOPE NO GREATER THAN 1:2
 - LATCHING AND LOCKING DOORS THAT ARE HAND ACTIVATED AND WHICH ARE IN A PATH OF TRAVEL SHALL BE OPERABLE WITH A SINGLE EFFORT BY A LEVER TYPE HARDWARE, PANIC BARS, PUSH-PULL ACTIVATING BARS, OR THEIR HARDWARE DESIGNED TO PROVIDE PASSAGE WITHOUT REQUIRING THE ABILITY TO GRASP THE OPENING HARDWARE. MOUNT DOOR OPENING HARDWARE BETWEEN 30" AND 44" ABOVE FLOOR FINISH.
 - CENTER HAND ACTIVATED DOOR OPENING HARDWARE BETWEEN 30" AND 44" ABOVE THE FLOOR.
 - MAXIMUM PULL OR PUSH EFFORT TO OPERATE DOORS SHALL NOT EXCEED 15 POUNDS FOR EXTERIOR DOORS AND 5 POUNDS FOR INTERIOR DOORS, MEASURED AT RIGHT ANGLES TO HINGED DOORS AND AT CENTER PLANE OF SLIDING OR FOLDING DOORS.
 - CORRESPONDING DEVICES OR AUTOMATIC DOOR OPERATORS MAY BE UTILIZED TO MEET THE ABOVE STANDARD. MAXIMUM EFFORT TO OPERATE REQUIRED FIRE DOORS MAY BE INCREASED NOT TO EXCEED 15 POUNDS.
 - THE BOTTOM 10" OF ALL DOORS (EXCEPT SLIDING AND AUTOMATIC) SHALL HAVE A SMOOTH UNINTERRUPTED SURFACE TO ALLOW THE DOOR TO BE OPENED BY A WHEELCHAIR FOOTREST WITHOUT CREATING A TRAP OR HAZARDOUS CONDITION. PROVIDE A 10" HIGH SMOOTH PANEL ON THE PUSH SIDE OF NARROW FRAME DOORS.
 - EVERY REQUIRED ENTRANCE OR PASSAGE DOORWAY SHALL BE NOT LESS THAN 3' IN WIDTH AND NOT LESS THAN 6'-8" IN HEIGHT. DOORS SHALL BE CAPABLE OF OPENING AT LEAST 90 DEGREES AND SHALL BE SO MOUNTED THAT THE CLEAR WIDTH OF THE DOORWAY IS NOT LESS THAN 32".
 - WHERE A PAIR OF DOORS IS UTILIZED, AT LEAST ONE OF THE DOORS SHALL PROVIDE A CLEAR, UNOBSTRUCTED OPENING WIDTH OF 32" WITH THE LEAF POSITIONED AT AN ANGLE OF 90 DEGREES FROM ITS CLOSED POSITION.
 - IDENTIFY ACCESSIBLE ENTRANCES WITH AT LEAST ONE STANDARD SIGN AND WITH ADDITIONAL DIRECTIONAL SIGNS, AS REQUIRED, VISIBLE FROM APPROACHING PEDESTRIAN WAYS.
 - THE FLOOR OR LANDING ON EACH SIDE OF AN ENTRANCE OR PASSAGE DOOR SHALL BE LEVEL AND CLEAR. THE LEVEL AND CLEAR AREA SHALL HAVE A LENGTH IN THE DIRECTION OF DOOR SWING OF AT LEAST 60" AND THE LENGTH OF THE OPPOSITE DIRECTION OF DOOR SWING OF 44" AS MEASURED T RIGHT ANGLES TO THE PLANE OF THE DOOR IN ITS CLOSED POSITION.
 - FLOORS OR LANDINGS SHALL BE NOT MORE THAN 1/2" LOWER THAN THE THRESHOLD OF THE DOORWAY. CHANGE IN LEVEL BETWEEN 1/4" AND 1/2" SHALL BE BEVELED WITH A SLOPE NO GREATER THAN 1:2.
 - TO ALERT THE VISUALLY IMPAIRED, MARK THE UPPER APPROACH AND THE LOWER TREAD OF EACH INTERIOR STAIR WITH A STRIP OF CLEARLY CONTRASTING COLOR AT LEAST 2" WIDE, PLACED PARALLEL TO AND NOT MORE THAN 1" FROM THE NOSE OF THE STEP OR LANDING. THE STRIP SHALL BE OF A MATERIAL THAT IS AT LEAST AS SLIP RESISTANT AS THE OTHER TREADS OF THE STAIR.
 - ENTRY TO SANITARY FACILITIES:
 - 44" CLEAR AISLES OR CORRIDORS WHERE OCCUPANT LOAD IS 10 OR MORE
 - DOORWAYS TO HAVE A 32" CLEAR OPENING
 - ON APPROACH SIDE, PROVIDE A 60" CLEAR LEVEL SPACE WHEN DOOR SWINGS TOWARD APPROACH AND 44" SPACE WHEN DOOR SWINGS AWAY FROM APPROACH
 - MOUNT FLUSH VALVE CONTROL NO MORE THAN 44" ABOVE THE FLOOR, ON THE SIDE OF THE TOILET WITH THE GREATEST SEPARATION FROM ADJACENT WALL OR OTHER SURFACE.
 - PROVIDE GRAB BARS ON ONE SIDE AND BACK OF WATER CLOSET.
 - GRAB BARS TO BE 33" ABOVE AND PARALLEL TO THE FLOOR
 - SIDE BARS TO BE 42" LONG AND PROJECT 24" IN FRONT OF THE WATER CLOSET STOOL. GRAB BAR AT BACK TO BE 36" LONG
 - DIAMETER OF GRAB BARS TO BE 1-1/4" TO 1-1/2"
 - PROVIDE 1-1/2" CLEARANCE BETWEEN GRAB BARS AND WALL
 - GRAB BARS (INCLUDING CONNECTORS, FASTENERS, SUPPORT BACKING, ETC.) SHALL SUPPORT A 250 POUND LOAD.
 - GRAB BARS SHALL NOT ROTATE WITHIN THEIR FITTINGS
 - GRAB BARS AND ANY ADJACENT SURFACE SHALL BE FREE OF SHARP OR ABRASIVE ELEMENTS
 - EDGES SHALL HAVE A MINIMUM RADIUS OF 1/8"
 - PROVIDE A CLEAR FLOOR SPACE 30"x48" IN FRONT OF LAVATORY TO PERMIT A FORWARD APPROACH
 - MOUNT LAVATORIES WITH A MINIMUM CLEARANCE OF 29" FROM THE FLOOR TO THE BOTTOM OF THE APRON. PROVIDE KNEE CLEARANCE UNDER THE FRONT LIP AND EXTENDING A MINIMUM OF 30" IN WIDTH WITH 8" MINIMUM WIDTH, AND SHALL BE A MINIMUM OF 9" HIGH FROM THE FLOOR AND A MINIMUM OF 17" DEEP FROM THE FRONT OF THE LAVATORY
 - FAUCET CONTROLS AND OPERATING MECHANISMS SHALL BE OPERABLE WITH ONE HAND AND SHALL NOT REQUIRE TIGHT GRASPING, PINCHING OR TWISTING OF THE WRIST. THE FORCE REQUIRED TO ACTIVATE CONTROLS SHALL BE NO GREATER THAN 5 POUNDS. LEVER OPERATED, PUSH TYPE, AND ELECTRONICALLY CONTROLLED MECHANISMS ARE EXAMPLES OF ACCEPTABLE DESIGNS. SELF-CLOSING ARE ALLOWED IF THE FAUCET REMAINS OPEN FOR AT LEAST 10 SECONDS.
 - INSULATE OR OTHERWISE COVER HOT WATER AND DRAIN PIPES UNDER LAVATORIES.
 - THERE SHALL BE NO SHARP OR ABRASIVE SURFACES UNDER LAVATORIES.

- BATHROOM NOTES**
- NOTES:**
- GRAB BARS ARE TO BE PROVIDED IN TOILETS SPECIFICALLY INDICATED AS HANDICAPPED. PROVIDE REINFORCING IN THE WALLS FOR GRAB BARS.
 - WRAP ALL EXTENDED PIPES BELOW SINK
- SPECIFIC NOTES FOR SINKS:**
- SINK SHALL BE MOUNTED WITH THE COUNTERTOP OR RIM NO HIGHER THAN 34" A.F.F. AND NO LOWER THAN 24" A.F.F.
 - KNEE CLEARANCE THAT IS AT LEAST 19". SHALL BE PROVIDED UNDERNEATH SINK.
 - FAUCETS SHALL COMPLY WITH FLORIDA BUILDING CODE, 2023.
 - PROVIDE MIN. CLEAR FLOOR SPACE OF 30"x48". EXTEND A MIN. OF 19" UNDERNEATH THE SINK.
 - WHEN LOCATED ABOVE LAVATORY OR COUNTER, BOTTOM OF REFLECTIVE SURFACE TO BE 40" A.F.F.
 - WHEN NOT LOCATED ABOVE LAVATORY OR COUNTER TOP, BOTTOM OF REFLECTIVE SURFACE TO BE 35" A.F.F.
 - SHELVES AND COAT HOOKS TO BE LOCATED MIN. 40" AND MAX. 48" ABOVE FINISH FLOOR.
 - ALL NEW SINK/LAV CABINETS TO BE CONSTRUCTED TO ACCEPT 250 LB. LINE LOAD.
- NOTES:**
- ALL RESTROOM ACCESSORIES TO BE SPECIFIED BY ARCHITECT AND PROVIDED AND INSTALLED BY THE G.C.

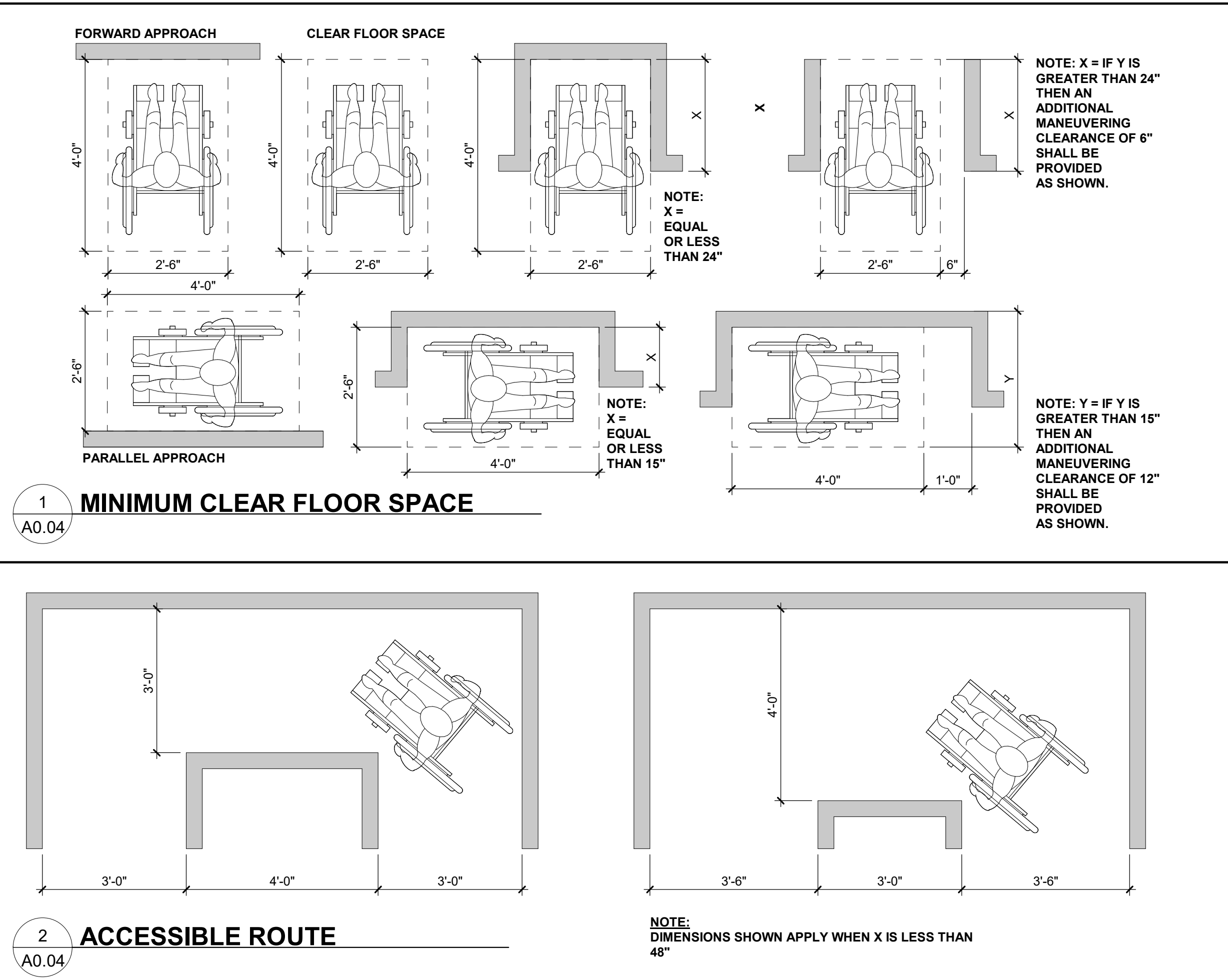


THIS DOCUMENT IS THE PROPERTY OF CURRIE SOWARDS AGUILA ARCHITECTS INC. ALL RIGHTS ARE RESERVED. ANY POSSESSION, REPRODUCTION OR OTHER USE OF THIS DOCUMENT, WITHOUT THE WRITTEN CONSENT OF CURRIE SOWARDS AGUILA ARCHITECTS INC., IS PROHIBITED. 3/7/2025 12:49:05 PM

THIS DOCUMENT IS THE PROPERTY OF CURRIE SOWARDS AGUILA ARCHITECTS INC. ALL RIGHTS ARE RESERVED. ANY POSSESSION, REPRODUCTION OR OTHER USE OF THIS DOCUMENT, WITHOUT THE WRITTEN CONSENT OF CURRIE SOWARDS AGUILA ARCHITECTS INC., IS PROHIBITED. 3/7/2025 12:49:06 PM

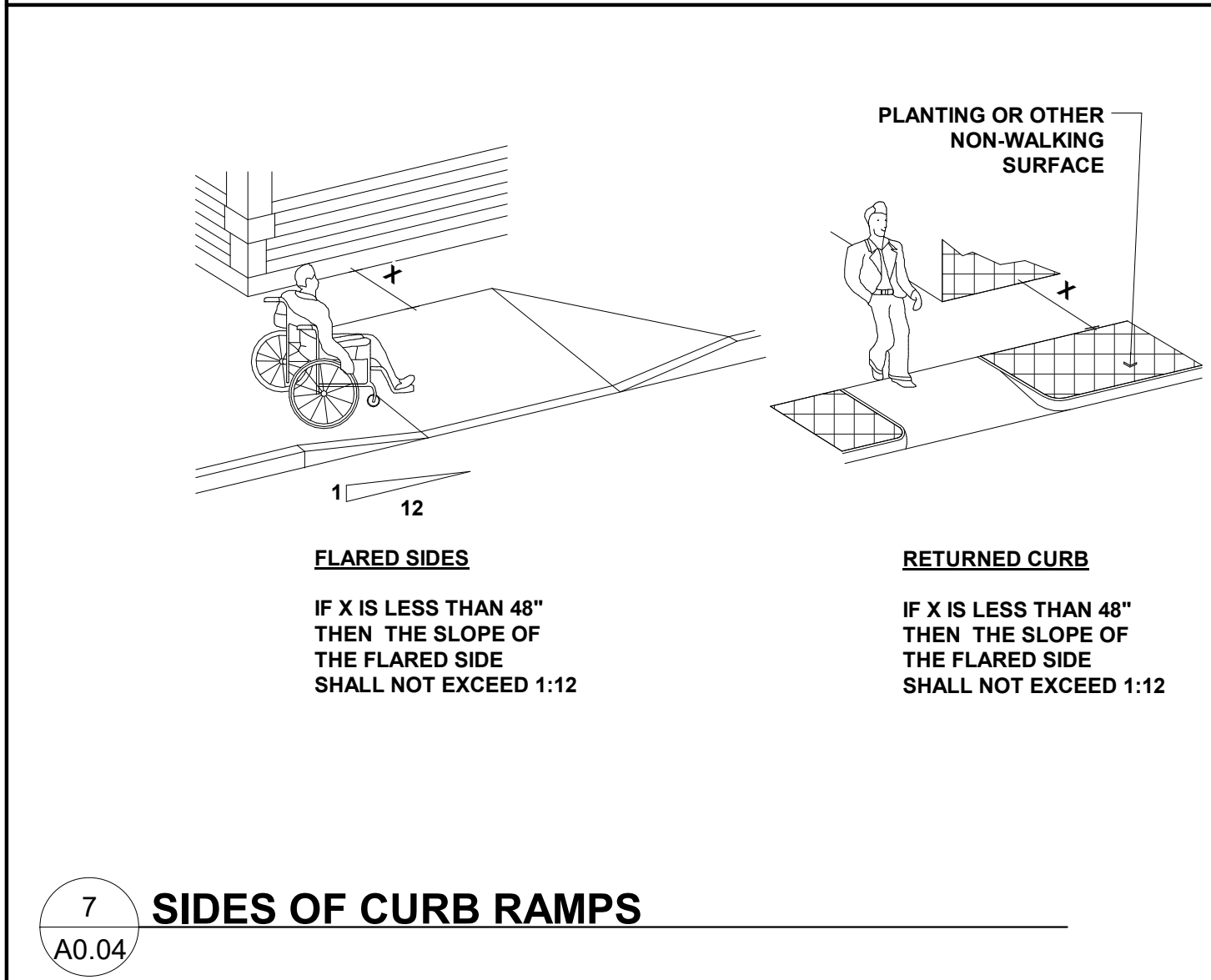


3 PROTRUDING OBJECTS
A0.04

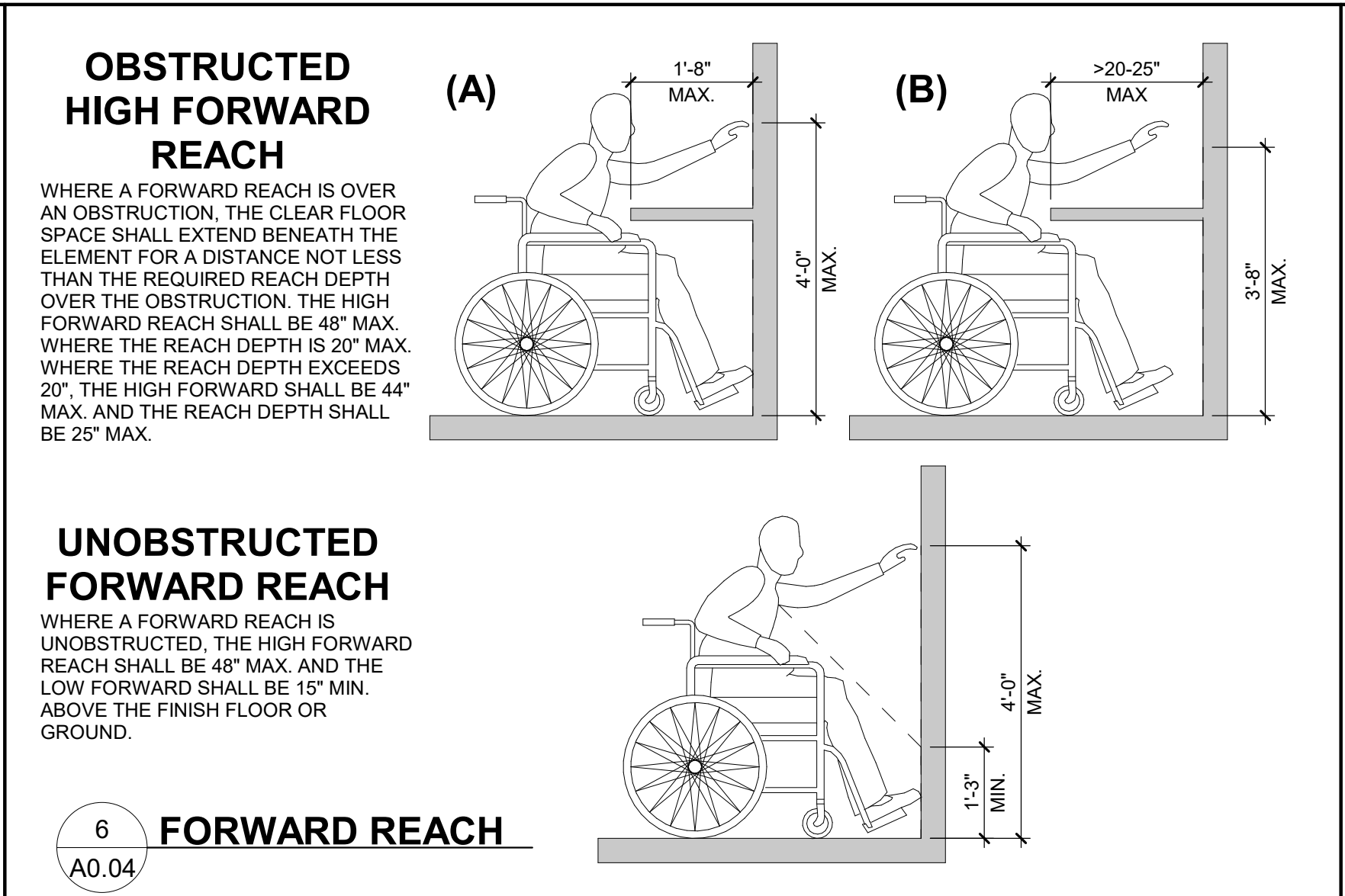


1 MINIMUM CLEAR FLOOR SPACE
A0.04

2 ACCESSIBLE ROUTE
A0.04

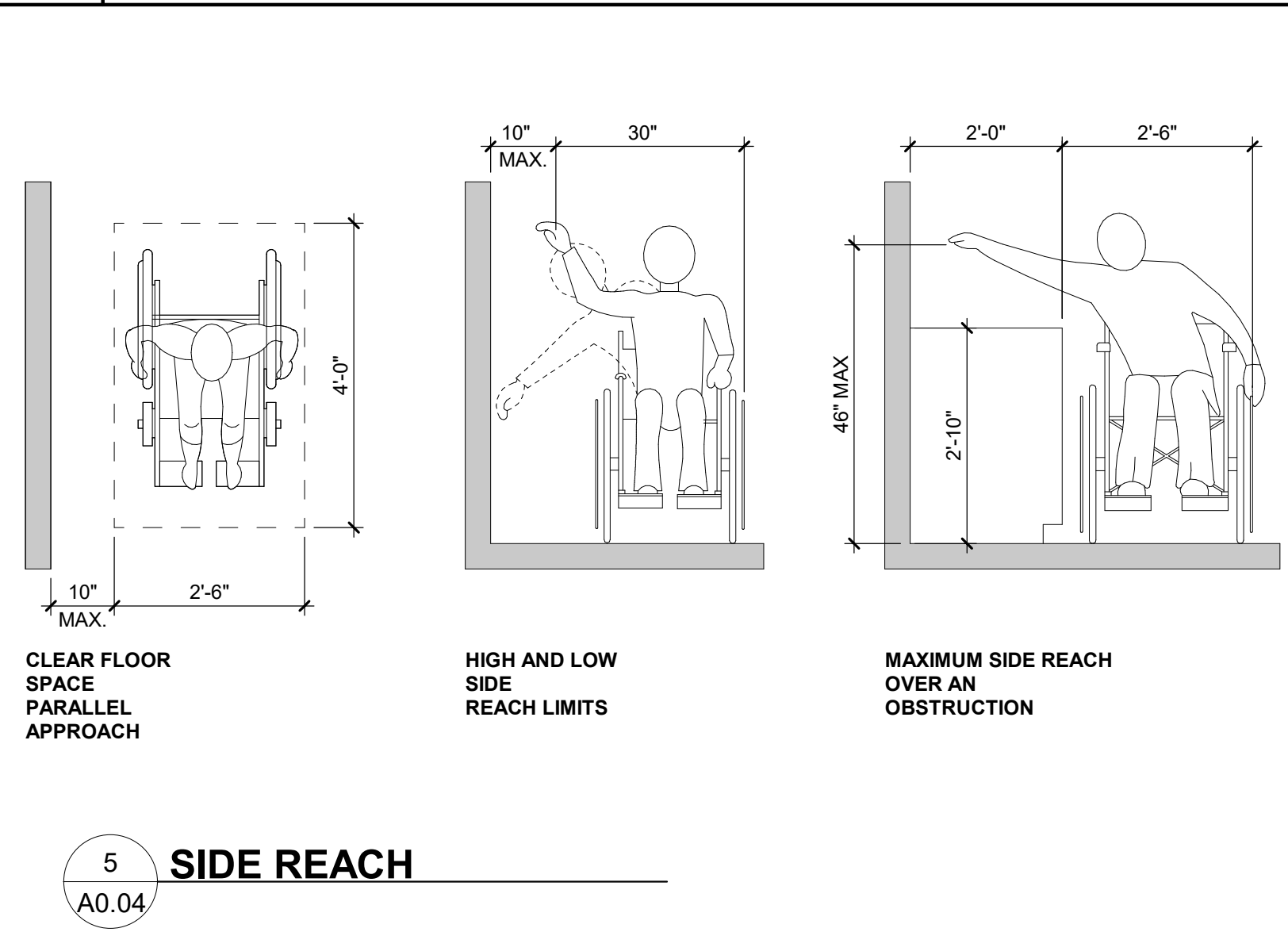


7 SIDES OF CURB RAMPS
A0.04

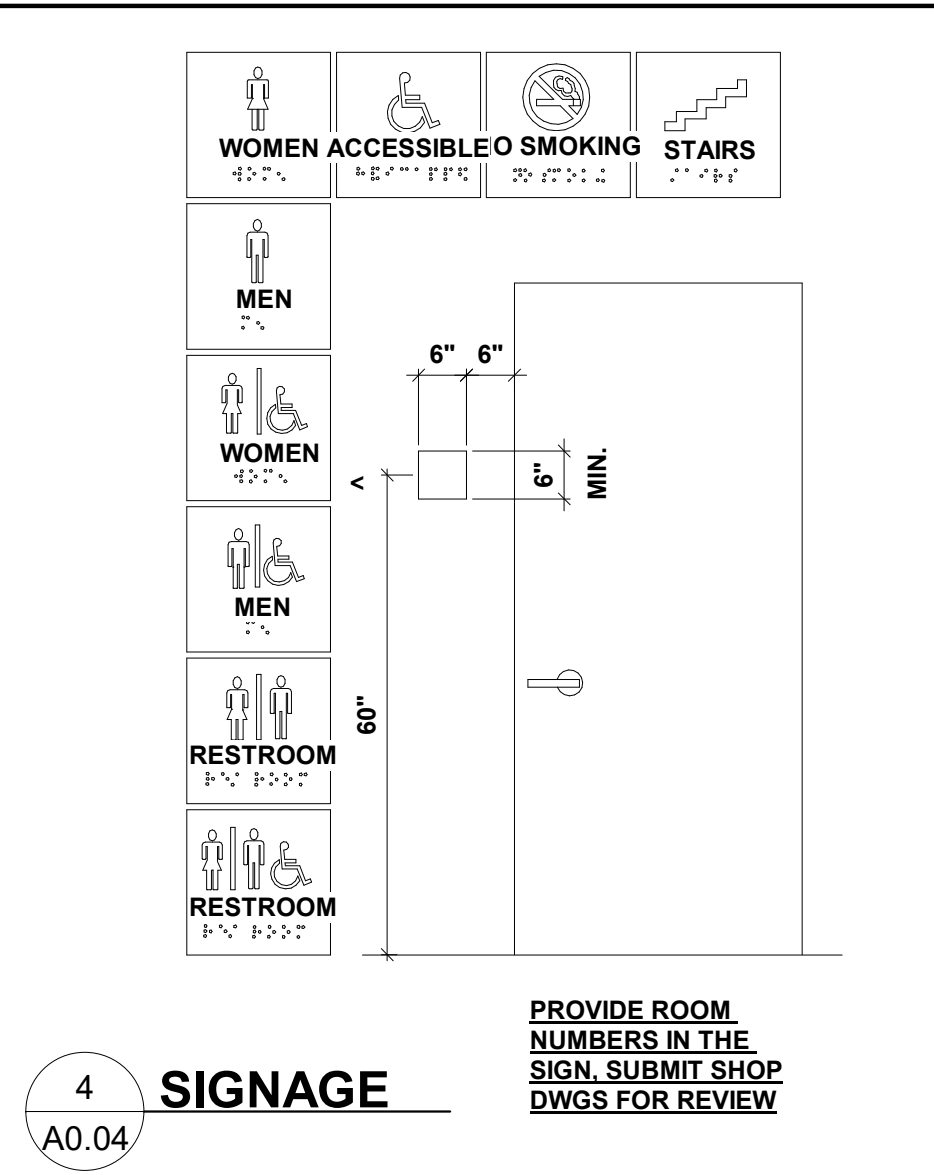


6 FORWARD REACH
A0.04

8 OBSTRUCTED HIGH FORWARD REACH



5 SIDE REACH
A0.04



4 SIGNAGE
A0.04



CURRIE SOWARDS AGUILA architects
 Architecture, Planning, Interiors, & Sustainable Design
 AA26001584
 185 NE 4TH AVENUE SUITE 101 DELRAY BEACH, FL 33483
 T: (561) 276-4951 F: (561) 243-8184 E-MAIL: office@csa-architects.com

ISSUED FOR:
 FLEX SUB
 DRC
 SPA
 BIDS
 PERMIT
 CONSTRUCTION
 SEAL

 JESS M. SOWARDS
 AR0013205

PROJECT TITLE
PCFR - FIRE STATION 24
 2700 WESTGATE AVE., WEST PALM BEACH, FL. 33409

REVISIONS	NUM.	DESCRIPTION	DATE

ISSUE FOR PERMIT
 03.07.25


THESE DRAWINGS ARE PREPARED PER ESTABLISHED INDUSTRY STANDARDS AND REPRESENT THE ARCHITECT AND ENGINEERS DESIGN CONCEPT. THEY ARE NOT INTENDED TO PROVIDE EVERY DETAIL OR CONDITION REQUIRED TO CONSTRUCT THE BUILDING. THE CONTRACTOR THROUGH SUBMITTALS AND OTHER COORDINATION EFFORTS IS FULLY RESPONSIBLE FOR PROVIDING A COMPLETE AND OPERATIONAL BUILDING WHETHER INDICATED ON THE PLANS OR NOT.

DRAWING TITLE
ACCESSIBILITY REQUIREMENTS

DATE
 DRAWN BY
 CP
 JOB NUMBER
 230103
 DRAWING NUMBER


A0.04

THIS DOCUMENT IS THE PROPERTY OF CURRIE SOWARDS AGUILA ARCHITECTS INC. ALL RIGHTS ARE RESERVED. ANY POSSESSION, REPRODUCTION OR OTHER USE OF THIS DOCUMENT, WITHOUT THE WRITTEN CONSENT OF CURRIE SOWARDS AGUILA ARCHITECTS INC., IS PROHIBITED. 3/7/2025 2:26:21 PM



CURRIE SOWARDS AGUILA architects
Architecture, Planning, Interiors, & Sustainable Design
AA26001584
185 NE 4TH AVENUE SUITE 101
DELRAY BEACH, FL 33483
T: (561) 276-4951 F: (561) 243-8184
E-MAIL: office@csa-architects.com

ISSUED FOR:
FLEX SUB
DRC
SPA
BIDS
PERMIT
CONSTRUCTION
SEAL



PROJECT TITLE
PBCFR - FIRE STATION 24

2700 WESTGATE AVE.,
WEST PALM BEACH, FL.
33409

NUM.	DESCRIPTION	DATE

ISSUE FOR PERMIT

THESE DRAWINGS ARE PREPARED PER ESTABLISHED INDUSTRY STANDARDS AND REPRESENT THE ARCHITECT AND ENGINEER'S DESIGN CONCEPT. THEY ARE NOT INTENDED TO PROVIDE EVERY DETAIL OR CONDITION REQUIRED TO CONSTRUCT THE BUILDING. THE CONTRACTOR THROUGH SUBMITTALS AND OTHER COORDINATION EFFORTS IS FULLY RESPONSIBLE FOR PROVIDING A COMPLETE AND OPERATIONAL BUILDING WHETHER INDICATED ON THE PLANS OR NOT.

DRAWING TITLE
LIFE SAFETY

DATE: _____ DRAWN BY: CP
JOB NUMBER: 230103
DRAWING NUMBER: _____

A0.10

TYPE	DESCRIPTION	TYPE	DESCRIPTION
EXIT SIGN (SEE ELECTRICAL PLANS)		←	PATH OF EGRESS
FEC	SEMI-RECESSED FIRE EXTINGUISHER CABINET	▬	1 - HR FIRE RATED PTN
FE	FIRE EXTINGUISHER (WALL MOUNTED)	▬	2 - HR FIRE RATED PTN
*	DOOR EQUIPPED WITH PANIC HARDWARE	▬	SMOKE PARTITION
#	DOOR EQUIPPED WITH FIRE EXIT HARDWARE	▬	PULL STATION
		▬	FIRE ALARM STROBE
		▬	FIRE ALARM HORN/STROBE
		0	NO. OF PERSONS EXITING
		0	EGRESS CAPACITY OF EXIT
		Length	DISTANCE OF TRAVEL
		11	EXIT DESIGNATION

NAME	AREA	OCCUPANCY	LOAD FACTOR	EGRESS OCCUPANCY
EXERCISE	733 SF	EXERCISE	50 SF	14.66
BUNK ROOMS	1244 SF	RESIDENTIAL (R-3)	200 SF	6.22
CONGREGATE LIVING	4482 SF	RESIDENTIAL	200 SF	22.41
WATER HEATER	85 SF	STORAGE	300 SF	0.28
APPARATUS BAYS	4935 SF	STORAGE (S-2)	200 SF	24.67
STORAGE	2167 SF	STORAGE	300 SF	7.22
WATER HEATER	85 SF	STORAGE	300 SF	0.28
				32.18
TOTAL OCCUPANT LOAD- 64.47				

BUILDING DATA		
OCCUPANCY CLASSIFICATIONS: MIXED USE-STORAGE (S-2) RESIDENTIAL (R-2) FULLY SPRINKLERED DWELLING UNIT DOES NOT REQUIRE A SECONDARY MEANS OF EGRESS (NFPA 101-SEC.24.2.2.1.2) IBC 2018-SEC 1030.		
TYPE OF CONSTRUCTION:	TYPE VB (SPRINKLERED)	
	CODE MAX:	PROPOSED:
HEIGHT:	36'	00'-0" (- NAVD)
BUILDING SQUARE FOOTAGE	FIRST FLOOR: 14,231 SF	
FIRST FLOOR:	28,000 SF PER FLOOR PER FBC TABLE 506.2	
BUILDING TOTAL SQ. FT.:	14,231 SF	
NUMBER OF STORIES	3	1

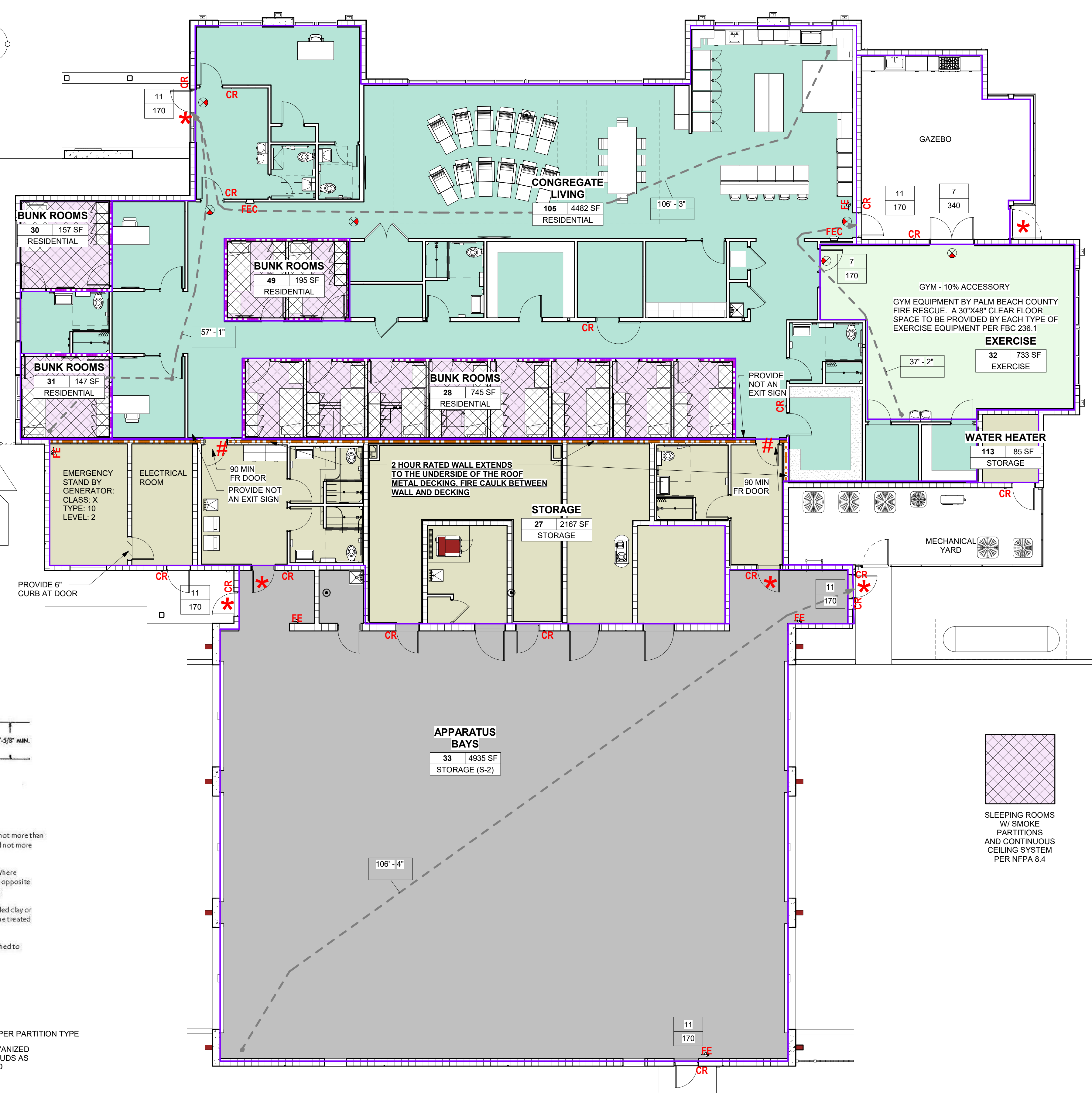
EGRESS DATA (SPRINKLERED)			
	MAX. TRAVEL DIST.	MAX. DEAD END	MIN. CORRIDOR WIDTH
RESIDENTIAL (R-3)	250'	50'	44"
STORAGE (S-2)	400'	50'	44"

MINIMUM CLEAR OPENING AT EXIT DOORS IS 32"

FIRE PROTECTION		
	REQUIRED:	PROVIDED:
STRUCTURAL FRAMING	00'	00'
EXTERIOR BEARING WALLS	00'	00'
EXTERIOR NONBEARING WALLS	00'	00'
INTERIOR BEARING WALLS	00'	00'
INTERIOR NONBEARING WALLS	00'	00'
FLOOR/CEILING CONSTRUCTION	00'	00'
ROOF/CEILING CONSTRUCTION	00'	00'
VERTICAL OPENINGS	00'	00'

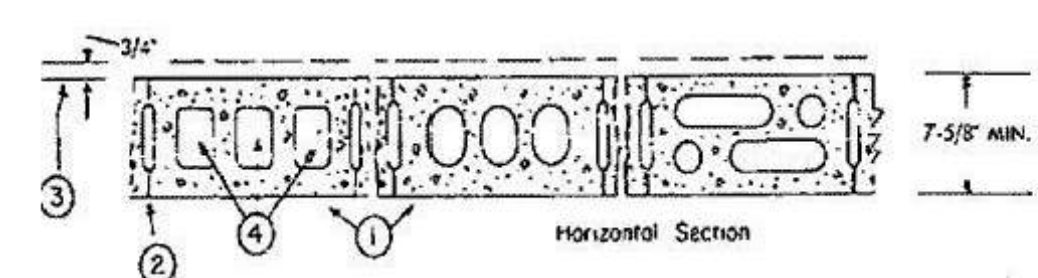
SMOKE PROTECTION		
1. PER NFPA 263.5 THE SLEEPING ROOMS SHALL BE SEPARATED FROM ESCAPE ROUTE CORRIDORS BY SMOKE PARTITIONS.	CLASS C	CURTAINS, DRAPERIES, HANGINGS AND OTHER DECORATIVE MATERIALS SUSPENDED FROM WALLS OR CEILINGS SHALL MEET THE FLAME PROPAGATION PERFORMANCE CRITERIA OF NFPA 701 IN ACCORDANCE WITH SECTION 806.2 OR BE NONCOMBUSTIBLE.
2. PER NFPA 8.4 SMOKE PARTITIONS ARE PERMITTED TO EXTEND FROM THE FLOOR TO THE UNDERSIDE OF A MONOLITHIC OR SUSPENDED CEILING SYSTEM WHERE ALL THE FOLLOWING REQUIREMENTS ARE MET:	CLASS C	
A. THE CEILING SYSTEM FORMS A CONTINUOUS MEMBRANE SYSTEMS.		
B. A SMOKE TIGHT JOINT IS PROVIDED BETWEEN THE TOP OF THE SMOKE PARTITION AND THE BOTTOM OF THE SUSPENDED CEILING.		
C. THE SPACE ABOVE THE CEILING IS NOT USED AS A PLENUM.		

PLUMBING FIXTURE CALCULATIONS							
	MEN		WOMEN		BATHTUB/SHOWER	DRK. FOUNT.	SERVICE SINK
	WATER CLOSET	LAV'S	WATER CLOSET	LAV'S			
STORAGE (30 OCC)	15/100=15	15/100=15	15/100=15	15/100=15	-	30/1000=030	1
DWELLING UNIT (29 OCC)	14.5/10=1.5	14.5/10=1.5	14.5/10=1.5	14.5/10=1.5	29/8=3.625	29/1000=0.29	1
FIXTURES REQUIRED	1.65 REQ'D	1.65 REQ'D	1.65 REQ'D	1.65 REQ'D	3.625 REQ'D	0.059 REQ'D	2 REQ'D
FIXTURES PROVIDED	8 WATER CLOSETS AND 8 LAVATORIES ARE PROVIDED IN 8 SINGLE USER FACILITIES. PER FBC 2902.2 EXCEPTION 5 SEPARATE FACILITIES ARE NOT REQUIRED WHERE SINGLE USER TOILET ROOMS ARE PROVIDED. THE TOTAL NUMBER OF FIXTURES SHALL BE PERMITTED TO BE BASED ON THE REQUIRED NUMBER OF SEPARATE FACILITIES OR BASED ON THE AGGREGATE OF ANY COMBINATION OF SINGLE-USER OR SEPARATE FACILITIES.				8	2	3

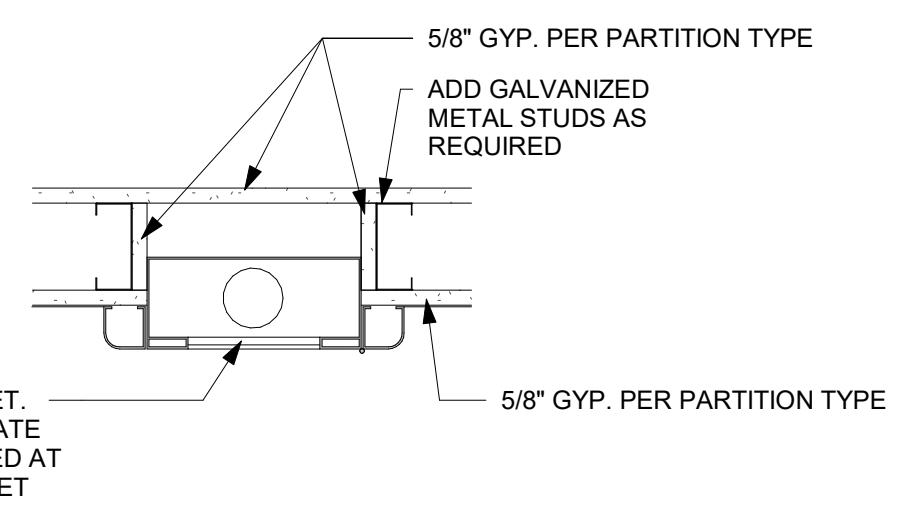


3 SMOKE PARTITION
3/4" = 1'-0"

UL FIRE RATED
Design No. U905
Bearing Wall Rating - 2 HR.
Nonbearing Wall Rating - 2 HR.



- Concrete Blocks* Various designs. Classification D 2 (2 hr).
 - Mortar Blocks laid in full bed of mortar, nom 3/8 in. thick, of not less than 2 1/4 and not more than 3 1/2 parts of clean sharp sand to 1 part Portland cement (proportioned by volume) and not more than 50 percent hydrated lime (by cement volume). Vertical joints staggered.
 - Portland Cement Stucco or Gypsum Plaster If used, add 1/2 hr. to Classification. Where combustible members are framed in wall, plaster or stucco must be applied on the face opposite framing to achieve a max. Classification of 1 1/2 hr. Attached to concrete blocks (Item 1).
 - Loose Masonry Fill If all core spaces are filled with loose dry expanded slag, expanded clay or shale (rotary kiln process), water repellent vermiculite masonry fill insulation, or silicone treated perlite loose fill insulation add 2 hr. to Classification.
 - Foamed Plastic* (Optional not shown) 1 1/2 in thick max, 4 ft wide sheathing attached to concrete blocks (Item 1).
- Celotex Corp. Type Thermax
- *Bearing the UL Classification Marking



1 FIRE EXTINGUISHER CABINET
1 1/2" = 1'-0"

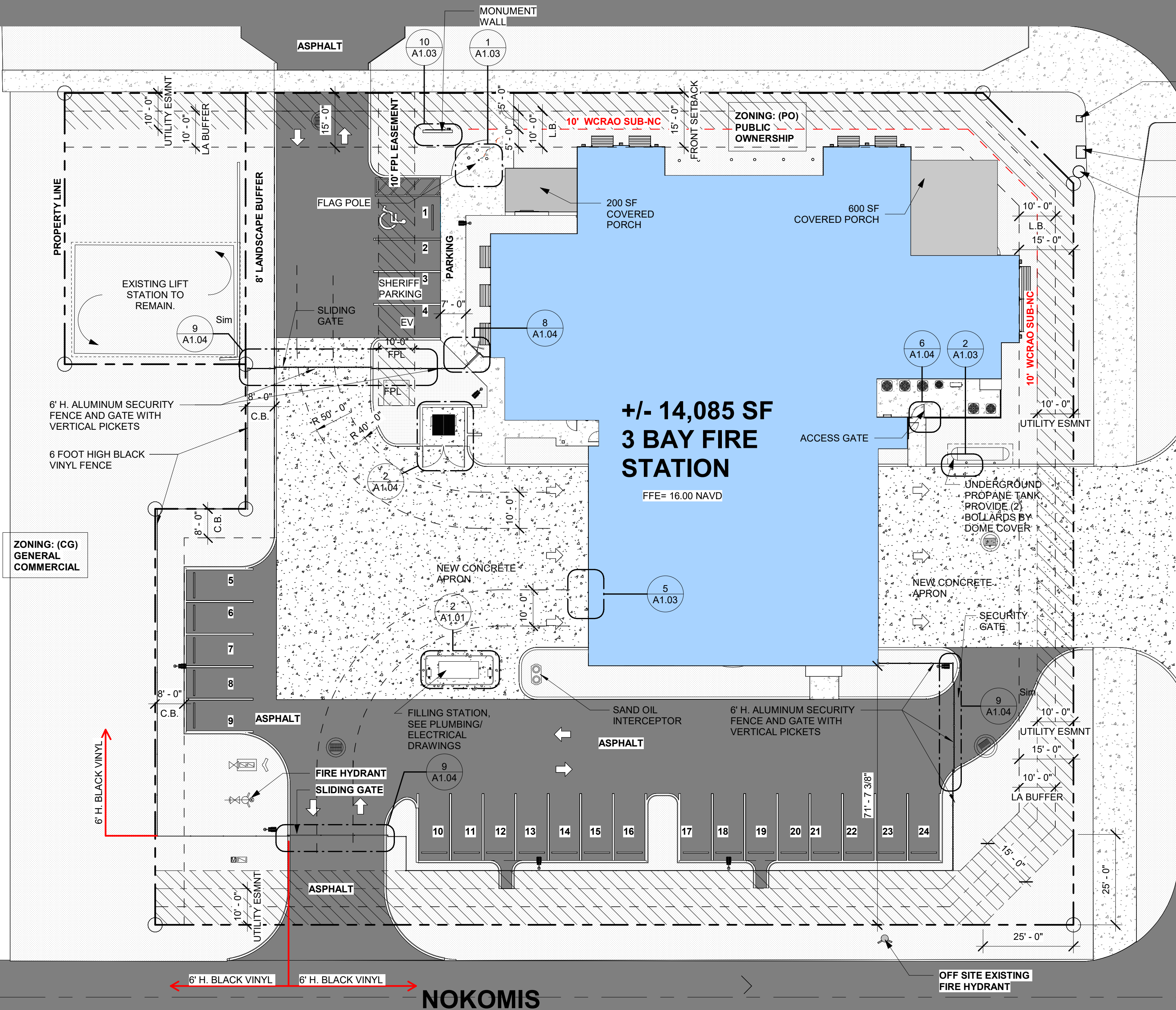
03.07.25

ZONING: (CG)
GENERAL
COMMERCIAL

ZONING: (CG)
GENERAL
COMMERCIAL

WESTGATE AVE

SEMINOLE BLVD



ZONING: (CG)
GENERAL
COMMERCIAL

ZONING: (CG)
GENERAL
COMMERCIAL

ZONING: (RH)
MULTI-FAMILY
(HIGH DENSITY)

ZONING: (RH)
MULTI-FAMILY
(HIGH DENSITY)

ZONING: (RH)
MULTI-FAMILY
(HIGH DENSITY)

TRUE
N
1 SITE PLAN
A1.01
1" = 20'-0"

SITE DATA

WCRAO, WESTGATE COMMUNITY REDEVELOPMENT AREA OVERLAY, SUB-AREA 'NC'		
LAND USE:	1000-VACANT COMMERCIAL/2700-AUTO SALES	
ZONING CLASSIFICATIONS:	PO- PUBLIC OWNERSHIP	
TOTAL SITE AREA:	58,945.392 SF (1.3532 ACRES)	
FLOOD ZONE:	X'	
	REQUIRED	NEW CONST BUILDS
LOT AREA:	-	58,932 SF
LOT WIDTH:	-	230 FEET
IMPERVIOUS AREA:	-	21,635SF (36.7%)
PERVIOUS AREA:	-	37,297SF (63.3%)
LOT COVERAGE:	-	(23.9%)
SETBACKS-PUBLIC OWNERSHIP		
FRONT YARD:	00 FEET	15'-0"
INTERIOR SIDE YARD:	00 FEET	15'-0"
REAR SIDE YARD:	00 FEET	69' 7 1/2"
HEIGHT MAXIMUM:	00 FEET	36 FEET
PARKING:	2 PER PERSON IN A SHIFT (12) PERSON PER SHIFT = 24 HANDICAP PARKING REQUIRED: 1	PROPOSED: 24 PROPOSED HANDICAP PARKING: 1

SITE PLAN | SURVEY NOTE

THE ARCHITECTURAL SITE PLAN WAS CREATED UTILIZING SURVEY INFORMATION PROVIDED BY BROWN & PHILLIPS, INC. PROFESSIONAL SURVEYING SERVICES. DATED 00.00.0000



**CURRIE
SOWARDS
AGUILA**
architects

Architecture, Planning,
Interiors, &
Sustainable Design

AA26001584
185 NE 4TH AVENUE SUITE 101
DELRAY BEACH, FL 33483

T: (561) 276-4951 F: (561) 243-8184
E-MAIL: office@csa-architects.com

ISSUED FOR :

FLEX SUB

DRC

SPA

BIDS

PERMIT

CONSTRUCTION

SEAL



JESS M. SOWARDS
AR0013205

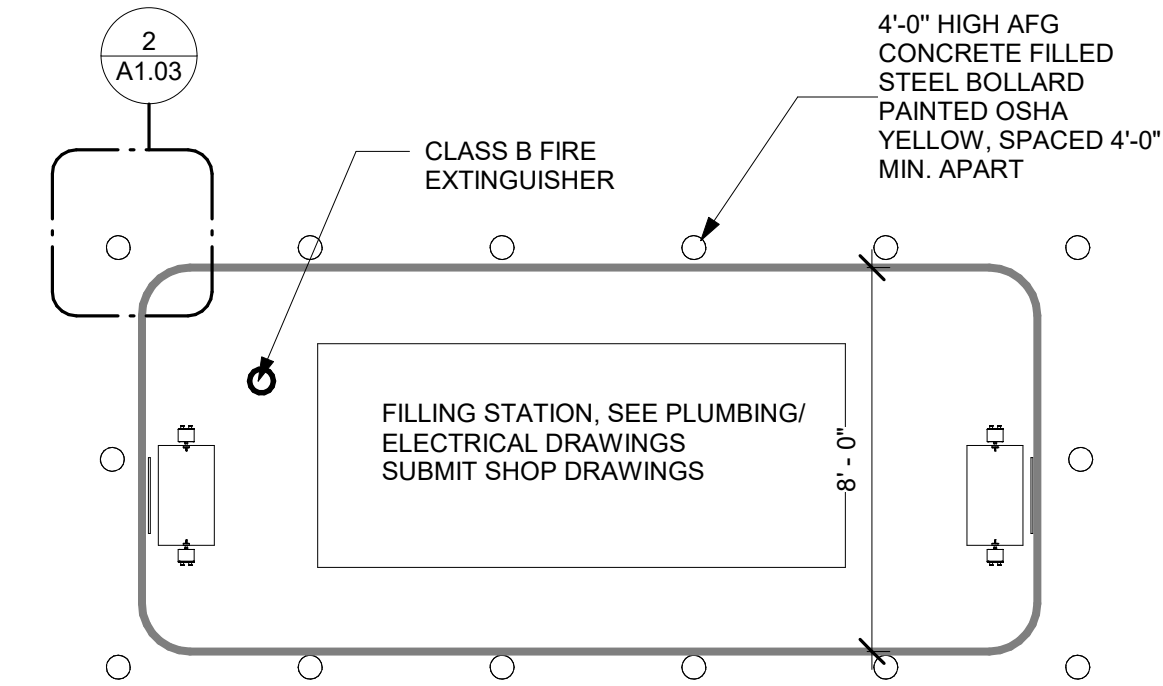
PROJECT TITLE

**PBCFR - FIRE
STATION 24**

2700 WESTGATE AVE.,
WEST PALM BEACH, FL.
33409

REVISIONS

NUM.	DESCRIPTION	DATE
2	FILLING STATION	1/4" = 1'-0"



2 FILLING STATION
A1.01
1/4" = 1'-0"

LOCATION MAP



PROJECT SITE

Westgate Ave

Nokomis Ave

Seminole Blvd

PROJECT SITE

TRUE N

ISSUE FOR PERMIT

THESE DRAWINGS ARE PREPARED PER ESTABLISHED INDUSTRY STANDARDS AND REPRESENT THE ARCHITECT AND ENGINEERS DESIGN CONCEPT. THEY ARE NOT INTENDED TO PROVIDE EVERY DETAIL OR CONDITION REQUIRED TO CONSTRUCT THE BUILDING. THE CONTRACTOR THROUGH SUBMITTALS AND OTHER COORDINATION EFFORTS IS FULLY RESPONSIBLE FOR PROVIDING A COMPLETE AND OPERATIONAL BUILDING WHETHER INDICATED ON THE PLANS OR NOT.

DRAWING TITLE
SITE PLAN

DATE

DRAWN BY
CP

JOB NUMBER
230103

DRAWING NUMBER

03.07.25

A1.01



CURRIE SOWARDS AGUILA architects

Architecture, Planning, Interiors, & Sustainable Design

AA26001584

185 NE 4TH AVENUE SUITE 101 DELRAY BEACH, FL 33483

T: (561) 276-4951 F: (561) 243-8184 E-MAIL: office@csa-architects.com

ISSUED FOR:

FLEX SUB

DRC

SPA

BIDS

PERMIT

CONSTRUCTION

SEAL



JESS M. SOWARDS AR0013205

PROJECT TITLE

PBCFR - FIRE STATION 24

2700 WESTGATE AVE., WEST PALM BEACH, FL. 33409

REVISIONS

NUM.	DESCRIPTION	DATE

THESE DRAWINGS ARE PREPARED PER ESTABLISHED INDUSTRY STANDARDS AND REPRESENT THE ARCHITECT AND ENGINEERS DESIGN CONCEPT. THEY ARE NOT INTENDED TO PROVIDE EVERY DETAIL OR CONDITION REQUIRED TO CONSTRUCT THE BUILDING. THE CONTRACTOR THROUGH SUBMITTALS AND OTHER COORDINATION EFFORTS IS FULLY RESPONSIBLE FOR PROVIDING A COMPLETE AND OPERATIONAL BUILDING WHETHER INDICATED ON THE PLANS OR NOT.

DRAWING TITLE

SITE DETAILS

DATE

DRAWN BY

CP

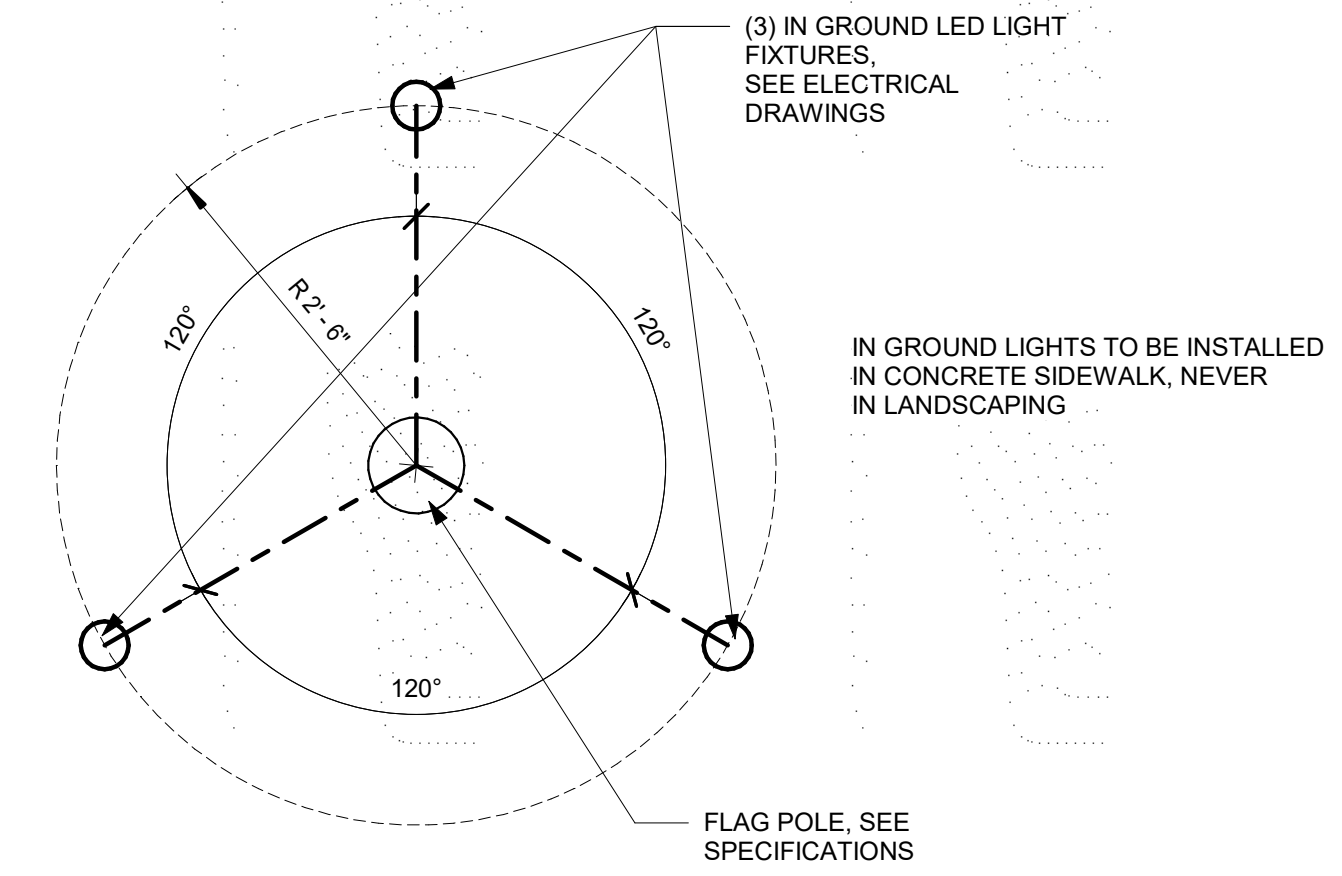
JOB NUMBER

230103

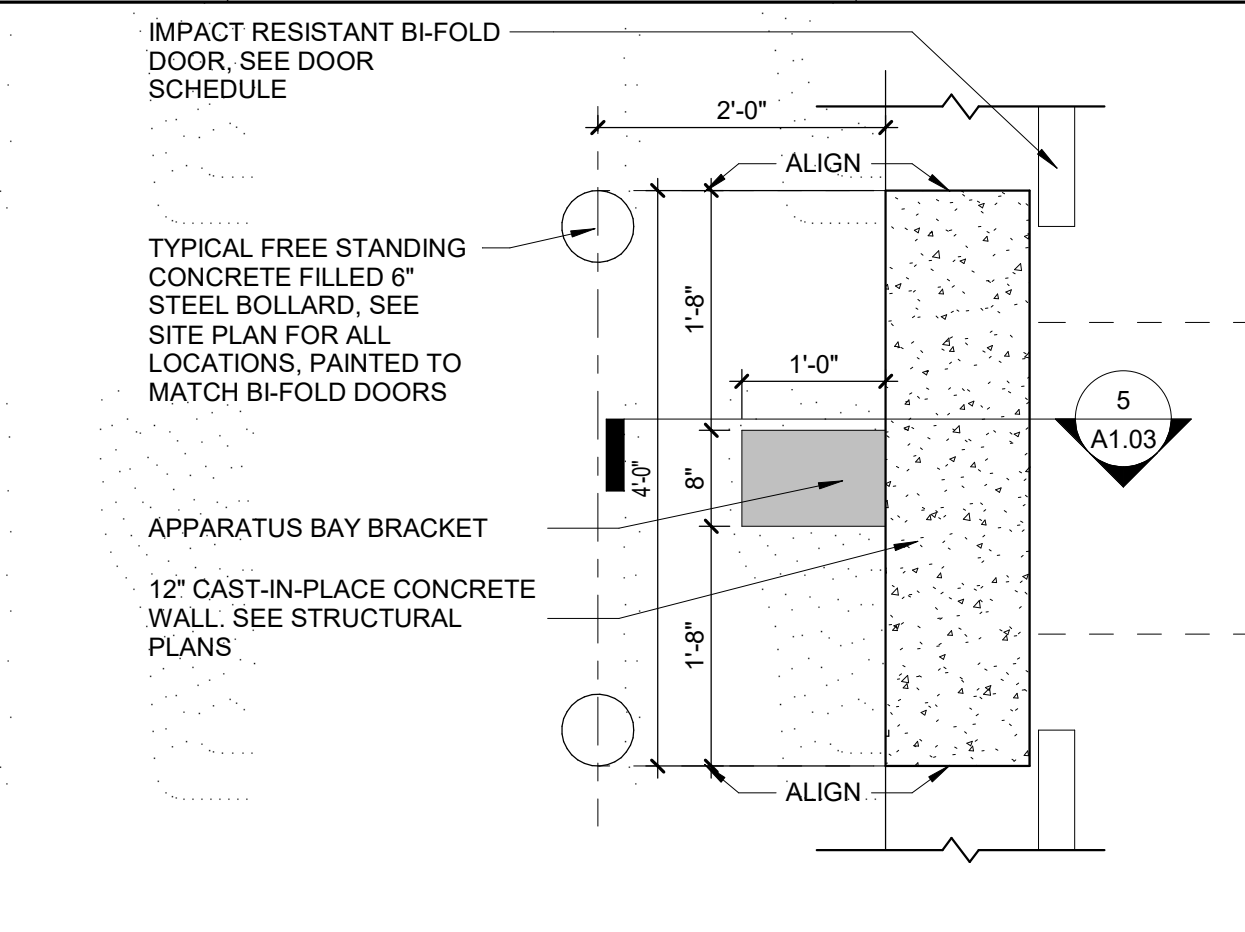
DRAWING NUMBER

A1.03

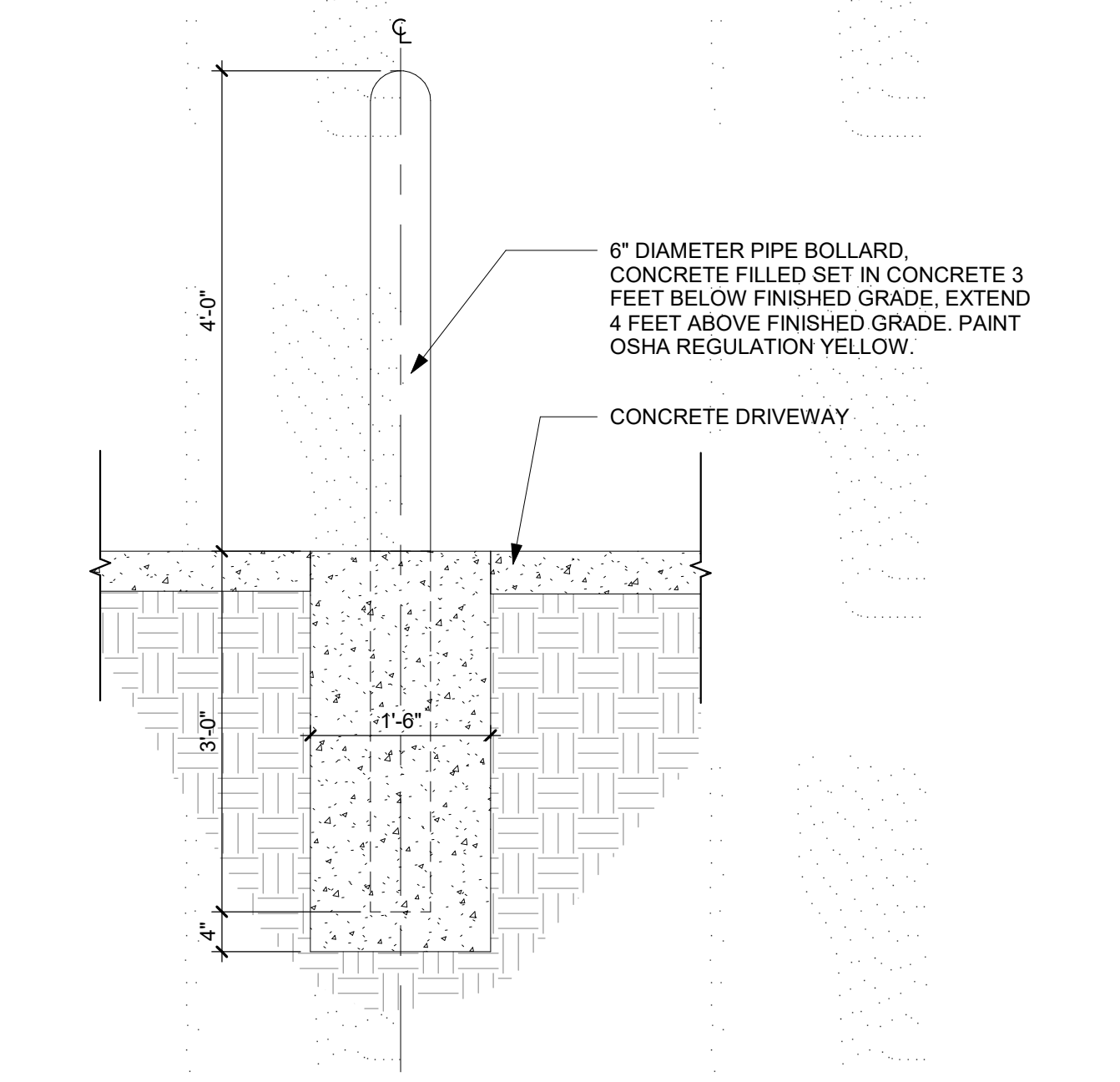
03.07.25
ISSUE FOR PERMIT



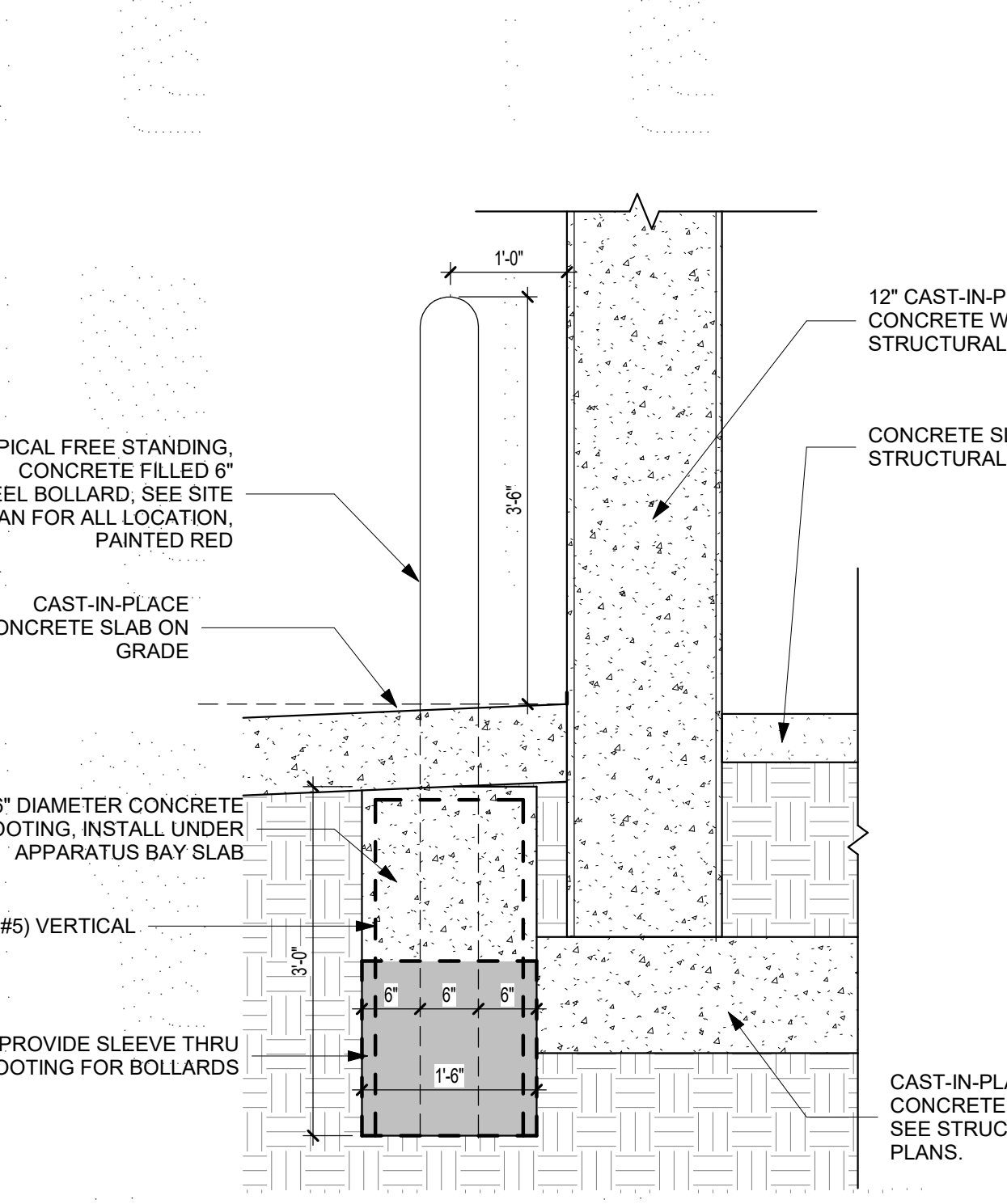
1 FLAG POLE LIGHTING
3/4" = 1'-0"



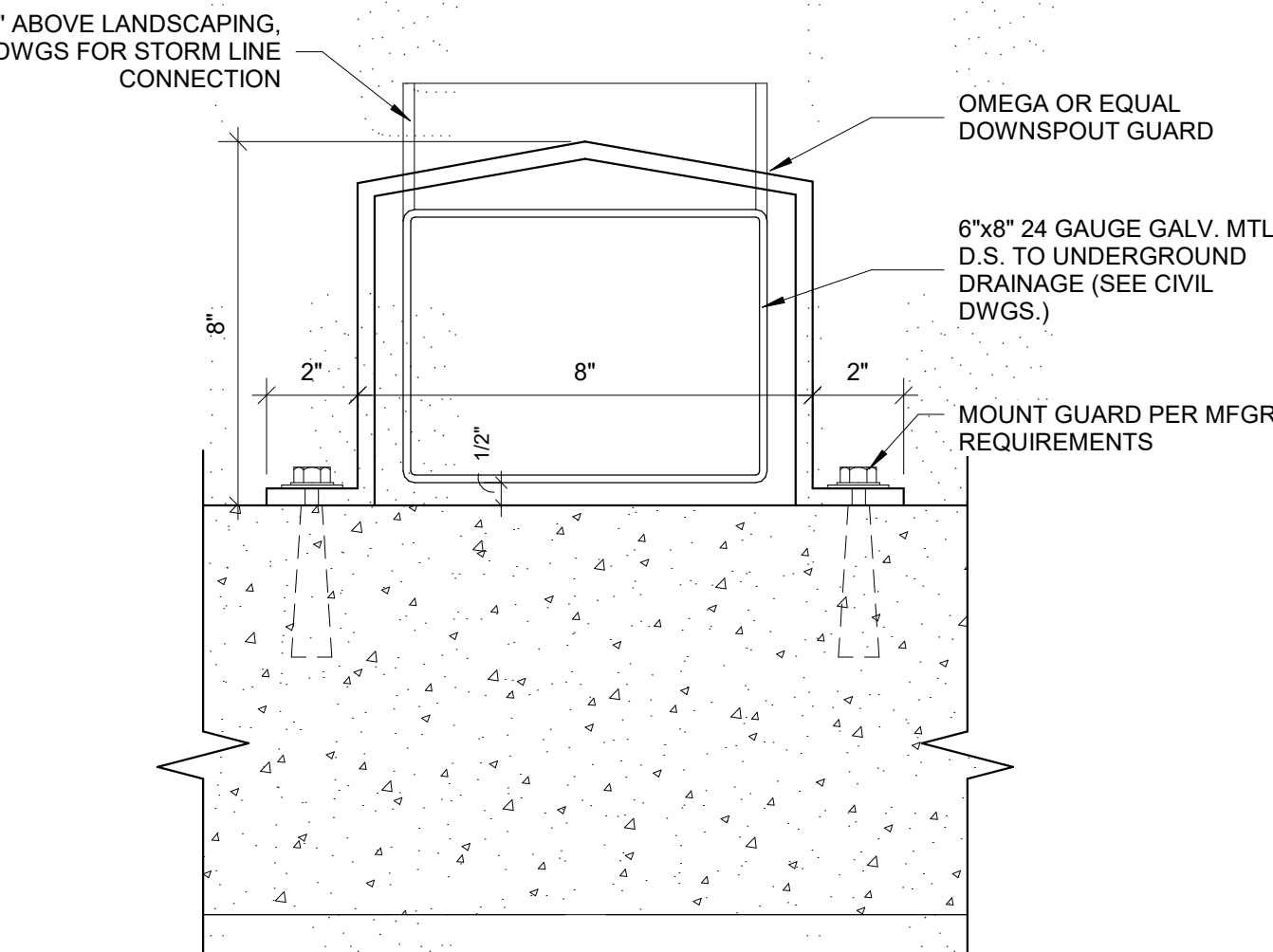
7 BOLLARDS - APPARATUS BAY PLAN
3/4" = 1'-0"



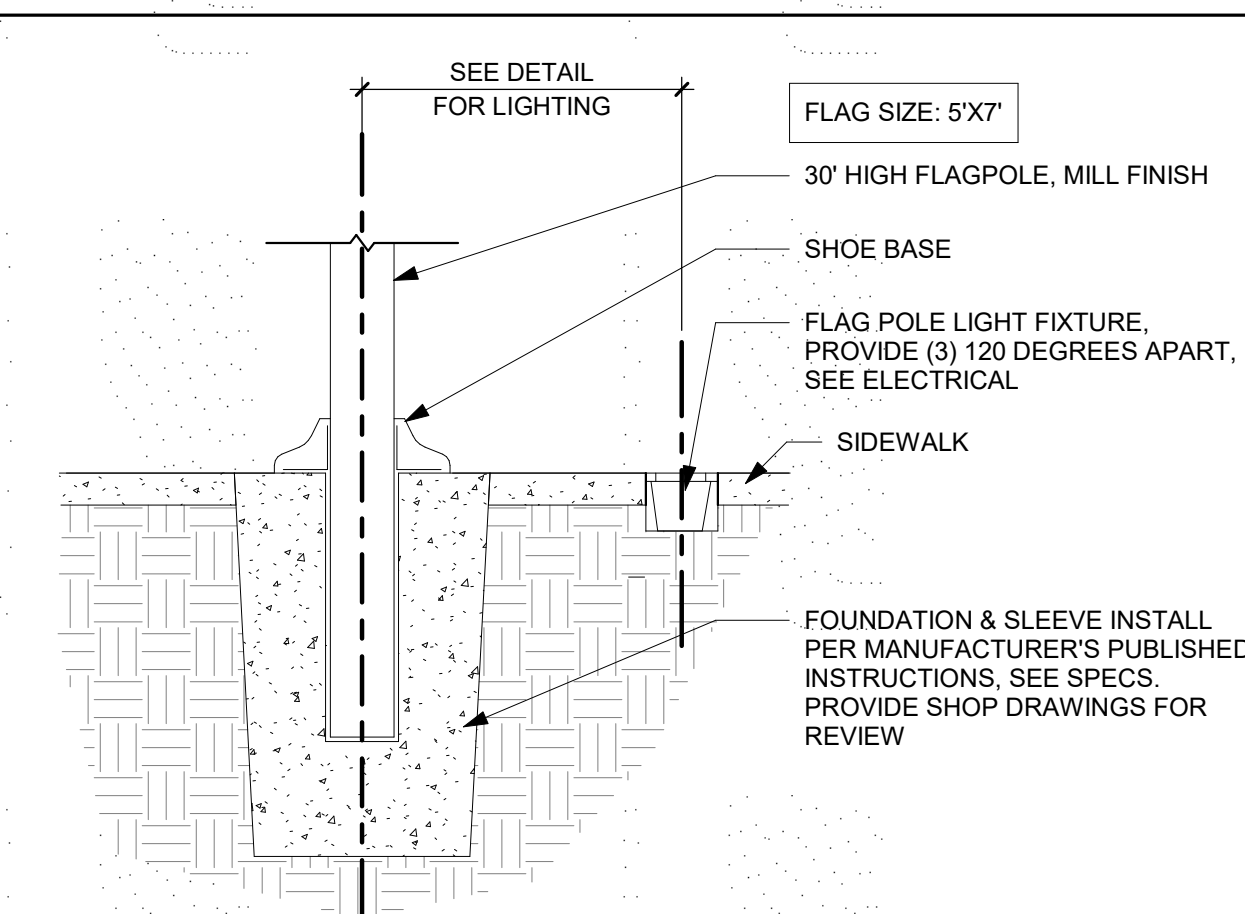
2 TYPICAL BOLLARD
3/4" = 1'-0"



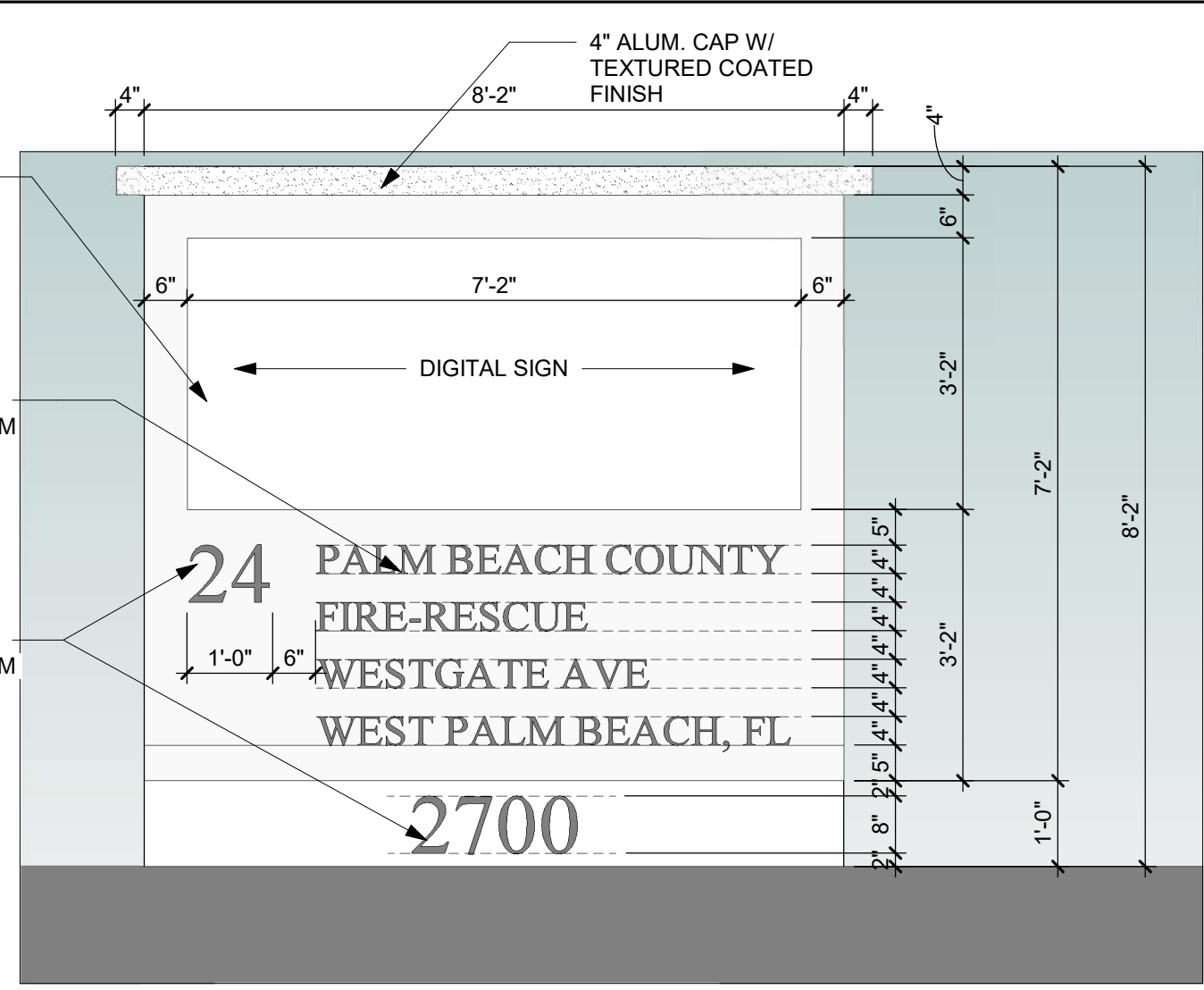
5 BOLLARDS - APPARATUS BAY SECTION
3/4" = 1'-0"



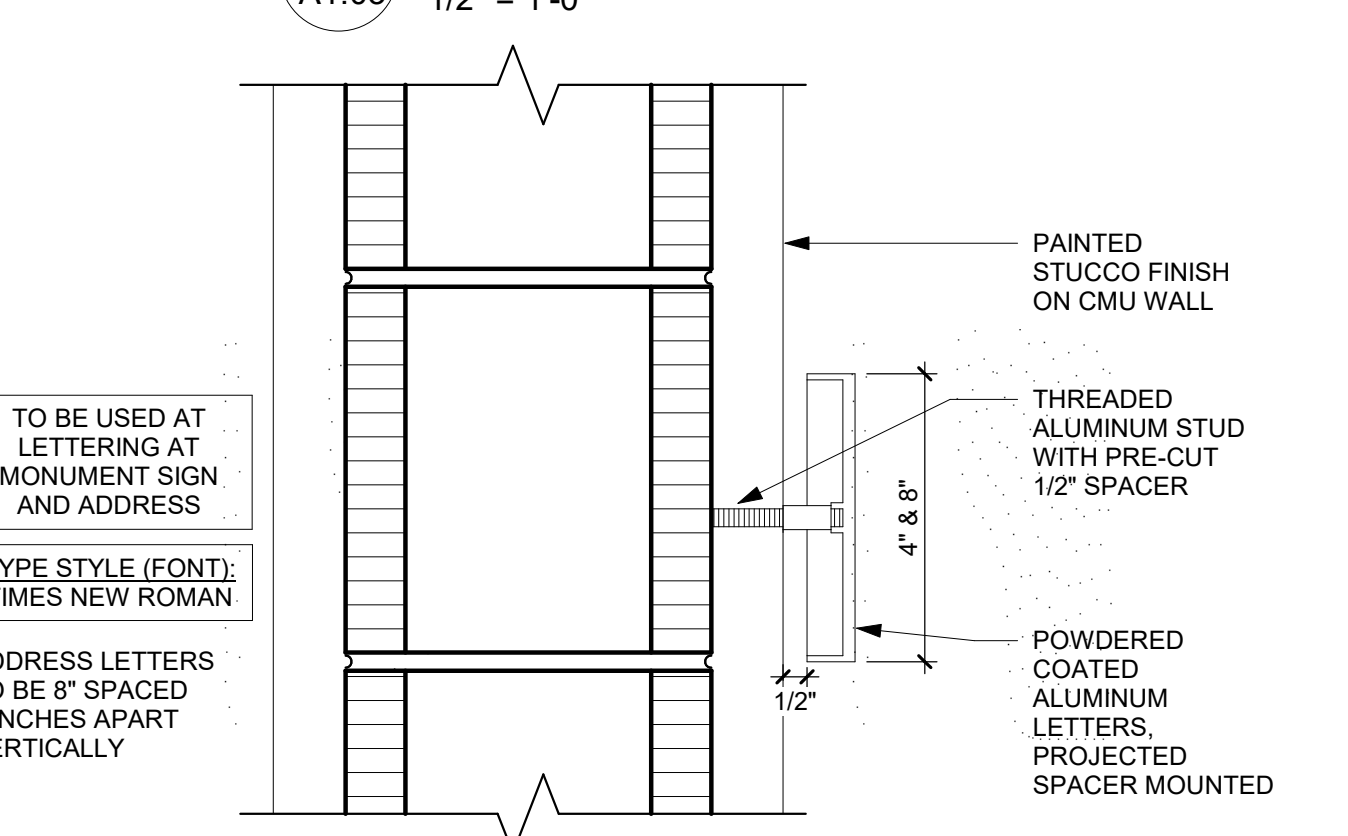
3 DOWNSPOUT DETAIL
3" = 1'-0"



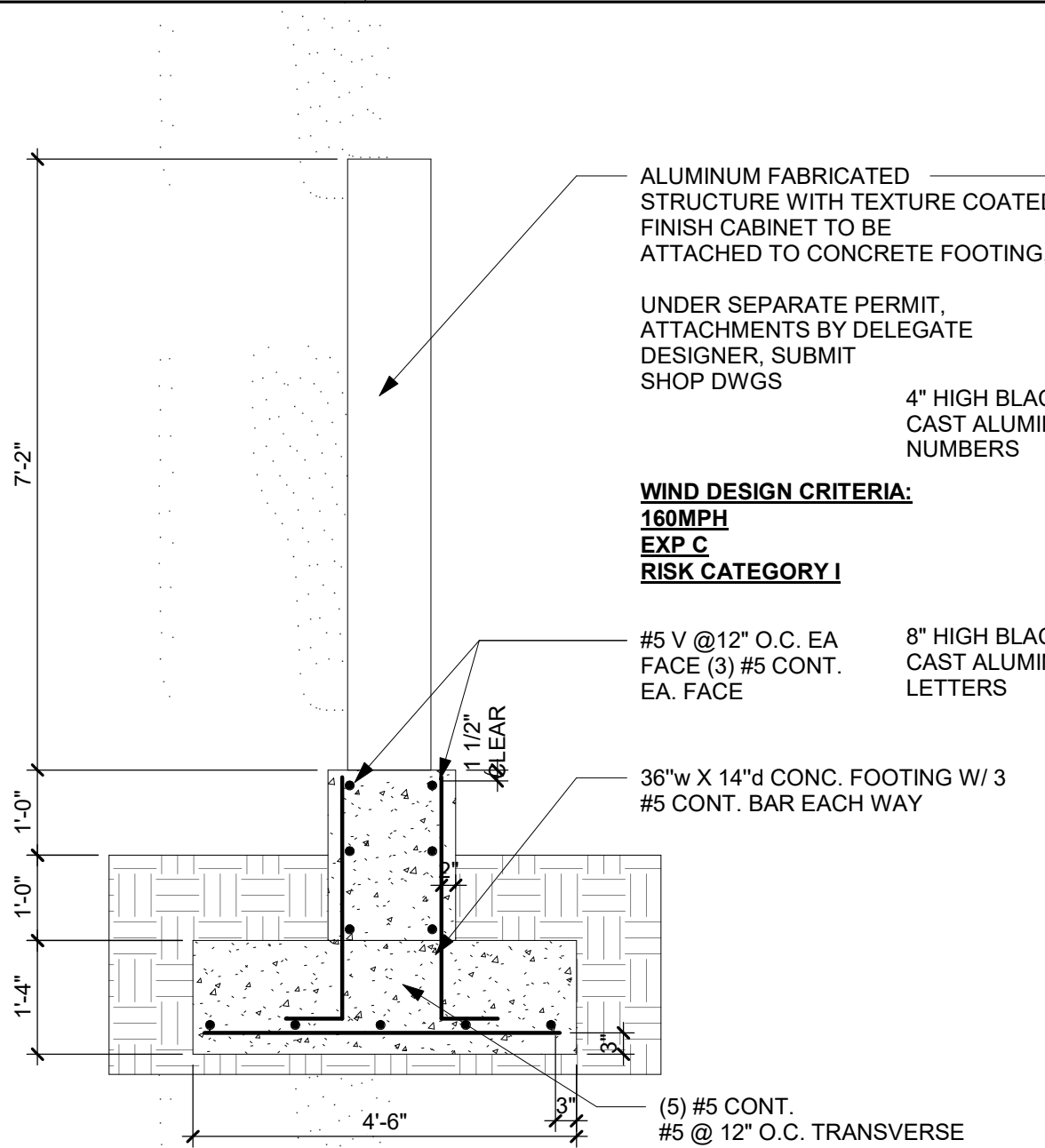
4 FLAG POLE
1/2" = 1'-0"



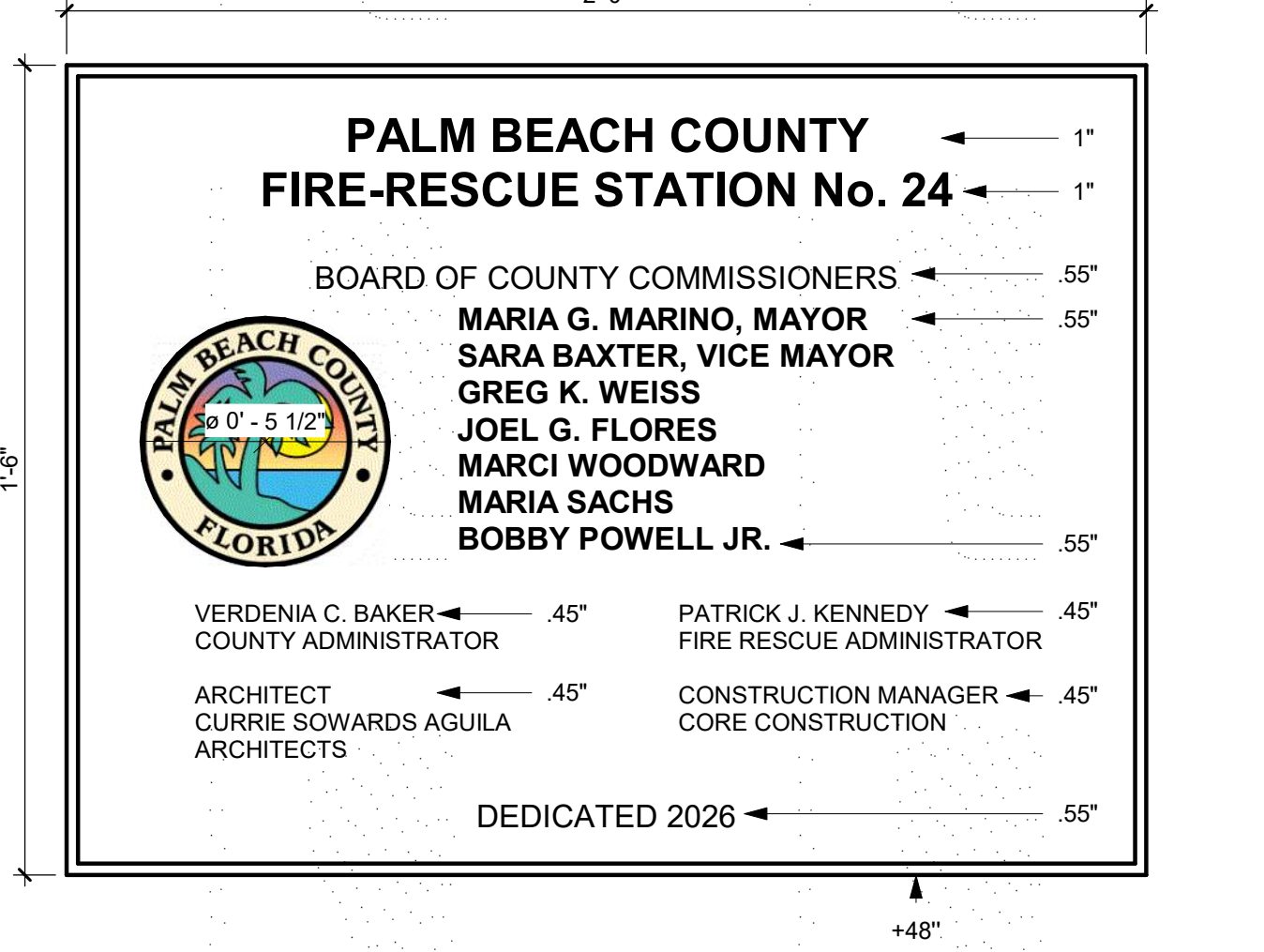
9 MONUMENT SIGN
1/2" = 1'-0"



8 MONUMENT/ ADDRESS LETTER DETAILS
3" = 1'-0"



10 MONUMENT SIGN SECTION
1/2" = 1'-0"



6 DEDICATION PLAQUE
3" = 1'-0"

- NOTES**
1. GRANITE PLAQUE
 2. LETTER STYLE: FUTURA LT BT
 3. CONTRACTOR TO PROVIDE SHOP DRAWINGS IN ACCORDANCE TO SPECIFICATIONS.
 4. CONFIRM WITH ARCHITECT METAL FINISHES AND FINAL LOCATION OF PLAQUES PRIOR TO FABRICATION AND INSTALLATION.
 5. ALL TEXT TO BE VERIFIED DURING SUBMITTAL BY ARCHITECT AND OWNER.

THIS DOCUMENT IS THE PROPERTY OF CURRIE SOWARDS AGUILA ARCHITECTS INC. ALL RIGHTS ARE RESERVED. ANY POSSESSION, REPRODUCTION OR OTHER USE OF THIS DOCUMENT, WITHOUT THE WRITTEN CONSENT OF CURRIE SOWARDS AGUILA ARCHITECTS INC., IS PROHIBITED. 3/7/2025 12:50:11 PM



**CURRIE
SOWARDS
AGUILU**
architects

Architecture, Planning,
Interiors, &
Sustainable Design

AA26001584

185 NE 4TH AVENUE SUITE 101
DELRAY BEACH, FL 33483

T: (561) 276-4951 F: (561) 243-8184

E-MAIL: office@csa-architects.com

ISSUED FOR:

FLEX SUB

DRC


SPA

BIDS

PERMIT

CONSTRUCTION

SEAL



JESS M. SOWARDS
AR0013205

PROJECT TITLE

**PBCFR - FIRE
STATION 24**

2700 WESTGATE AVE.,
WEST PALM BEACH, FL.
33409

REVISIONS

NUM.	DESCRIPTION	DATE

ISSUE FOR PERMIT

THESE DRAWINGS ARE PREPARED PER ESTABLISHED INDUSTRY STANDARDS AND REPRESENT THE ARCHITECT AND ENGINEERS DESIGN CONCEPT. THEY ARE NOT INTENDED TO PROVIDE EVERY DETAIL OR CONDITION REQUIRED TO CONSTRUCT THE BUILDING. THE CONTRACTOR THROUGH SUBMITTALS AND OTHER COORDINATION EFFORTS IS FULLY RESPONSIBLE FOR PROVIDING A COMPLETE AND OPERATIONAL BUILDING WHETHER INDICATED ON THE PLANS OR NOT.

DRAWING TITLE

SITE DETAILS

DATE

DRAWN BY

CP

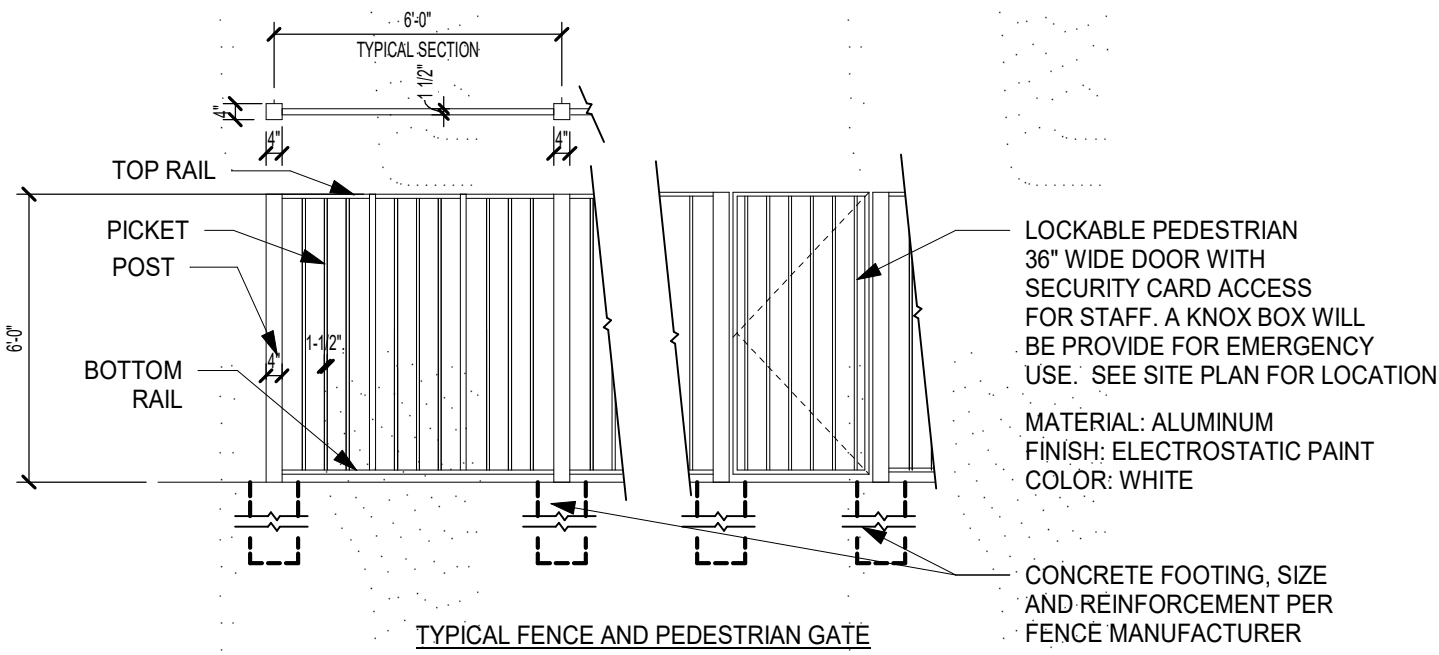
JOB NUMBER

230103

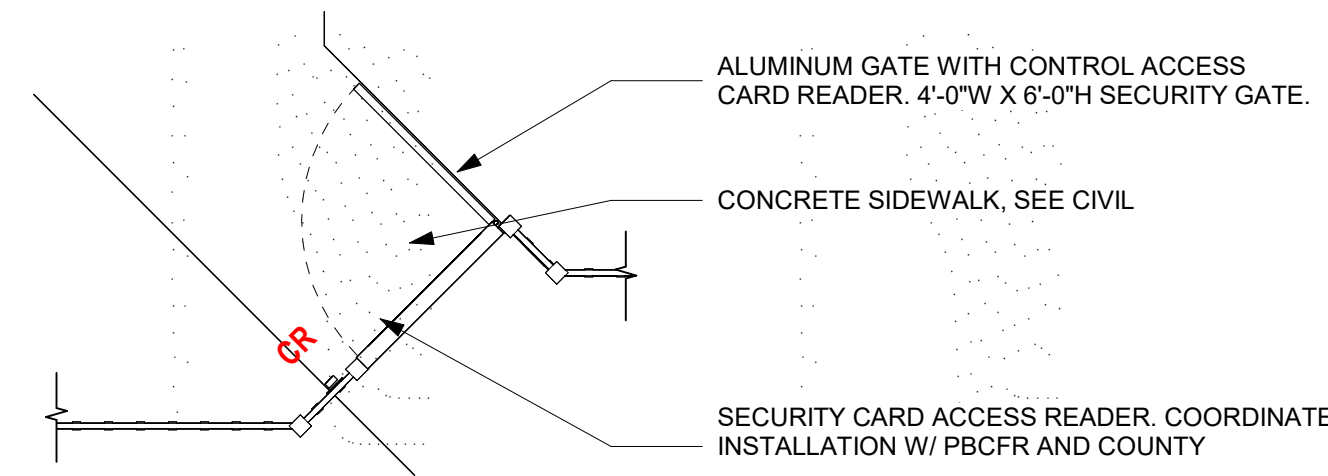
DRAWING NUMBER

A1.04

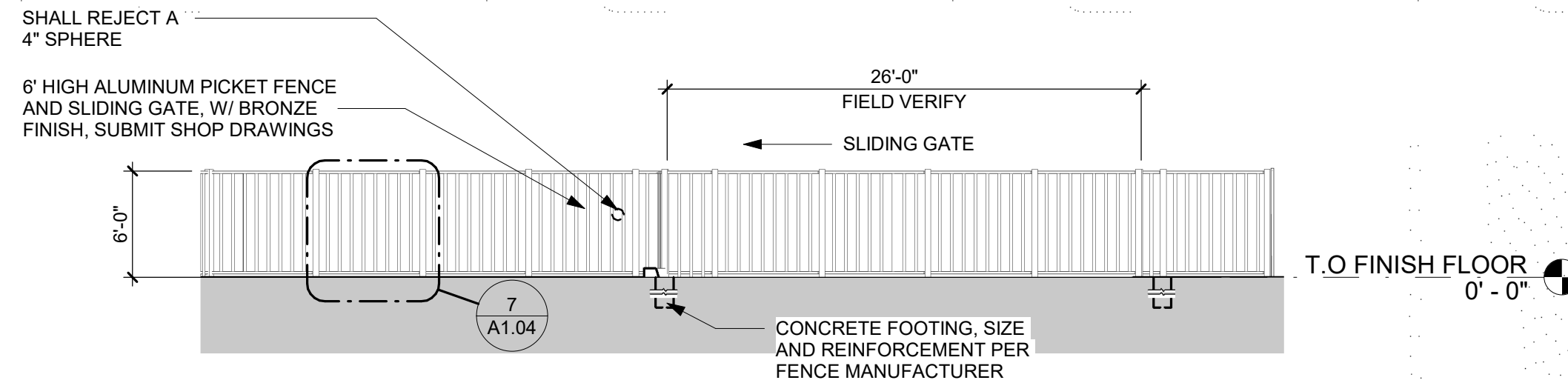
03.07.25



7 ALUMINUM PICKET FENCE
A1.04 1/4" = 1'-0"



8 TYPICAL PEDESTRIAN GATE
A1.04 1/4" = 1'-0"



3 ALUMINUM PICKET FENCE AND SLIDING GATE
A1.04 1/8" = 1'-0"

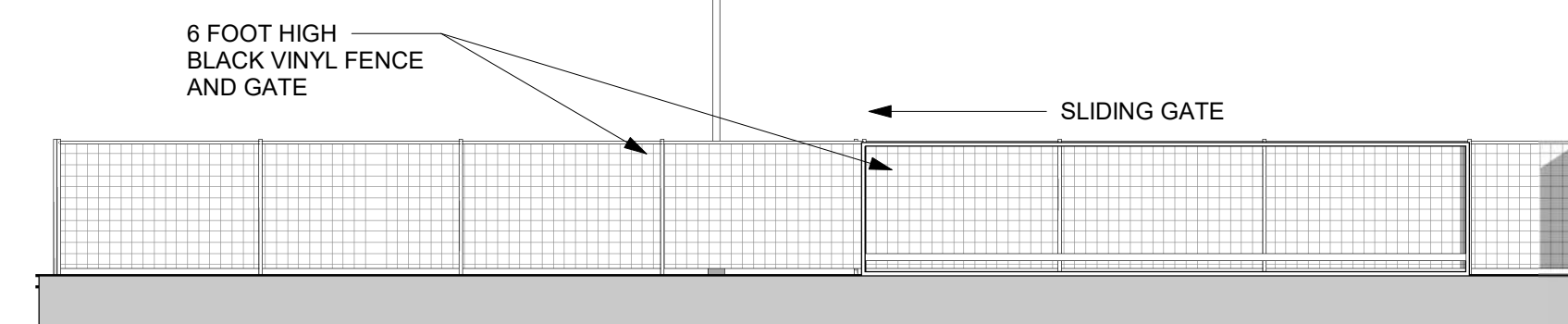
SLIDING GATES NOTES:

PROVIDE SLIDING GATE OPERATOR CAPABLE OF OPENING 28 FOOT DOUBLE SWING GATE FOR ALL GATES.

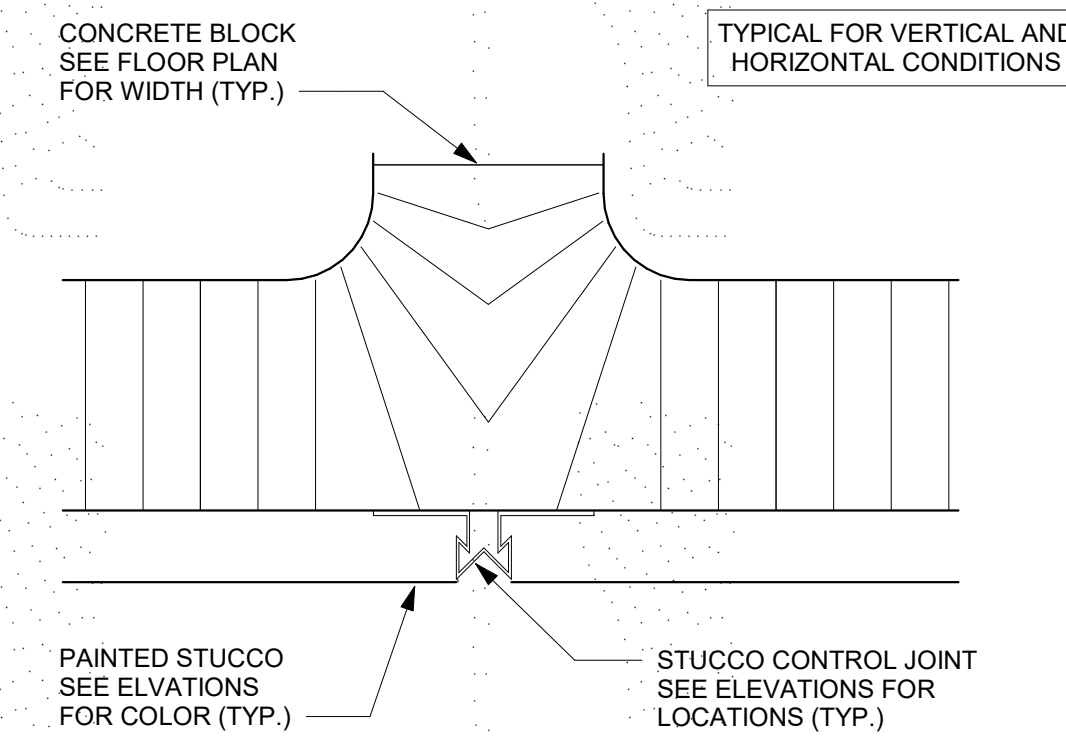
SLIDING GATES PROVIDED WITH ALL GATE SAFETY FEATURES PER MANUF. STANDARDS

BASIS OF DESIGN CSL24UL BY LIFTMASTER PROVIDE 1 FOR EACH SLIDING GATE

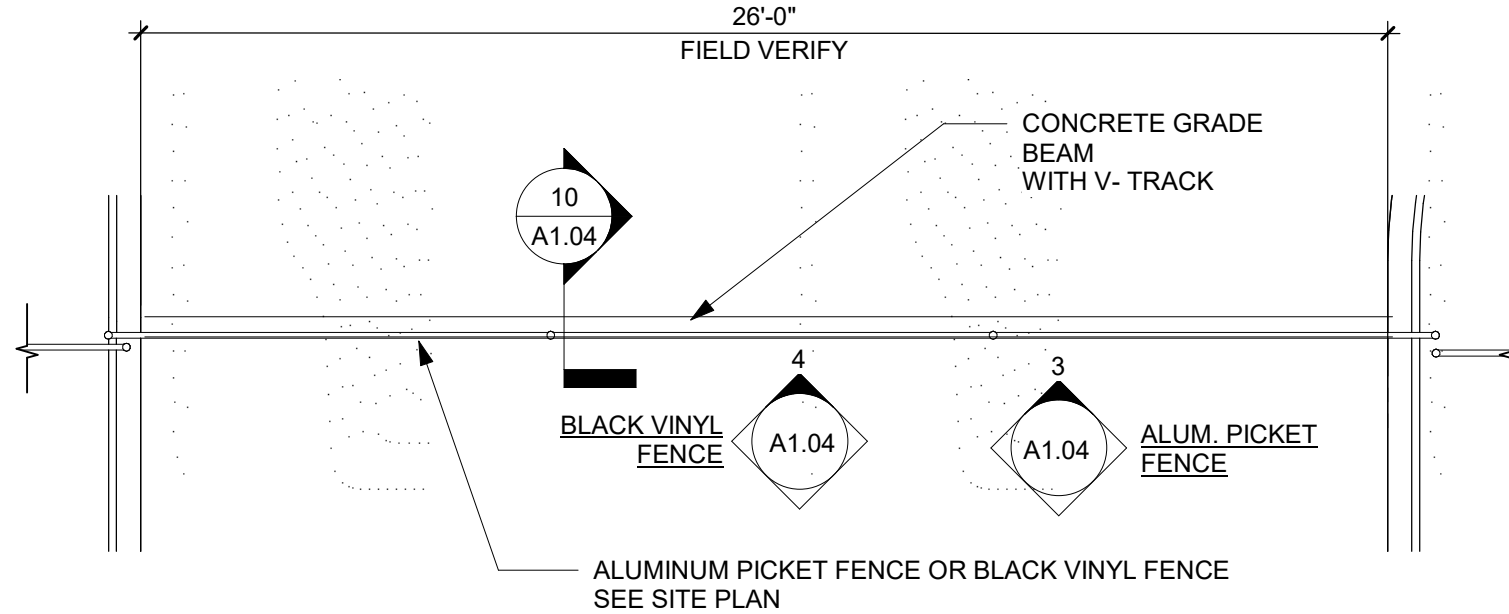
GC TO COORDINATE WITH COUNTY VENDOR ON CARD ACCESS READER INSTALLATION



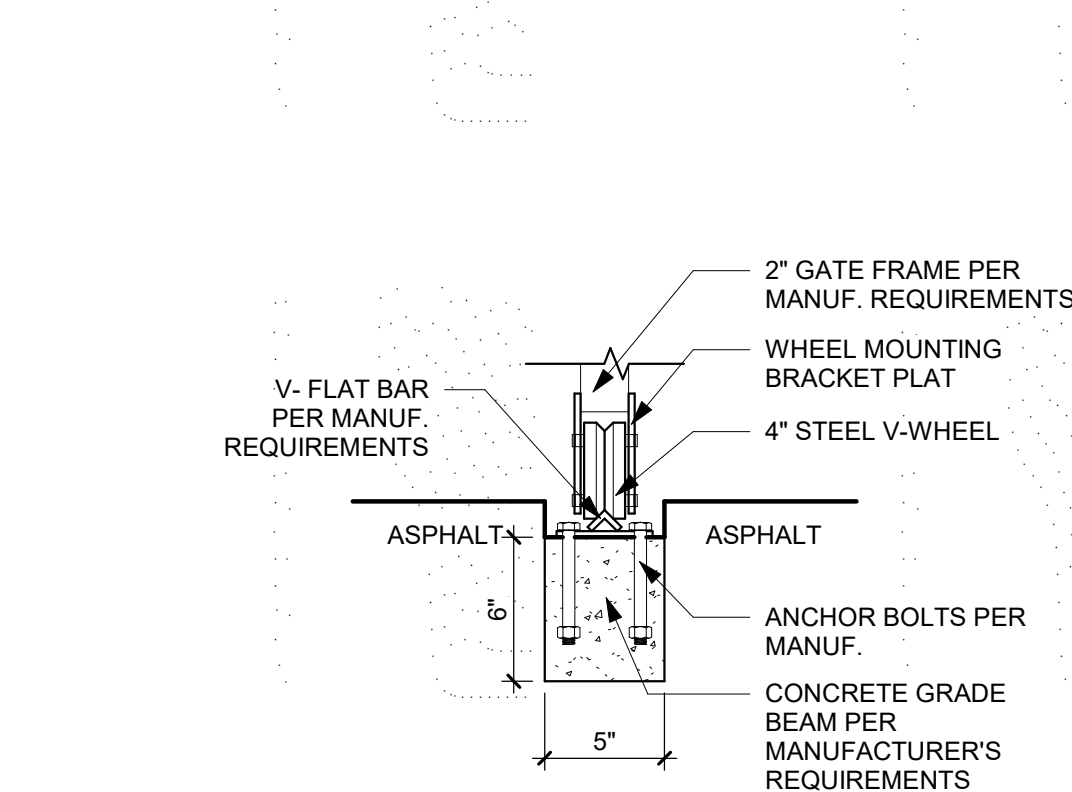
4 BLACK VINYL FENCE SLIDING GATE
A1.04 1/8" = 1'-0"



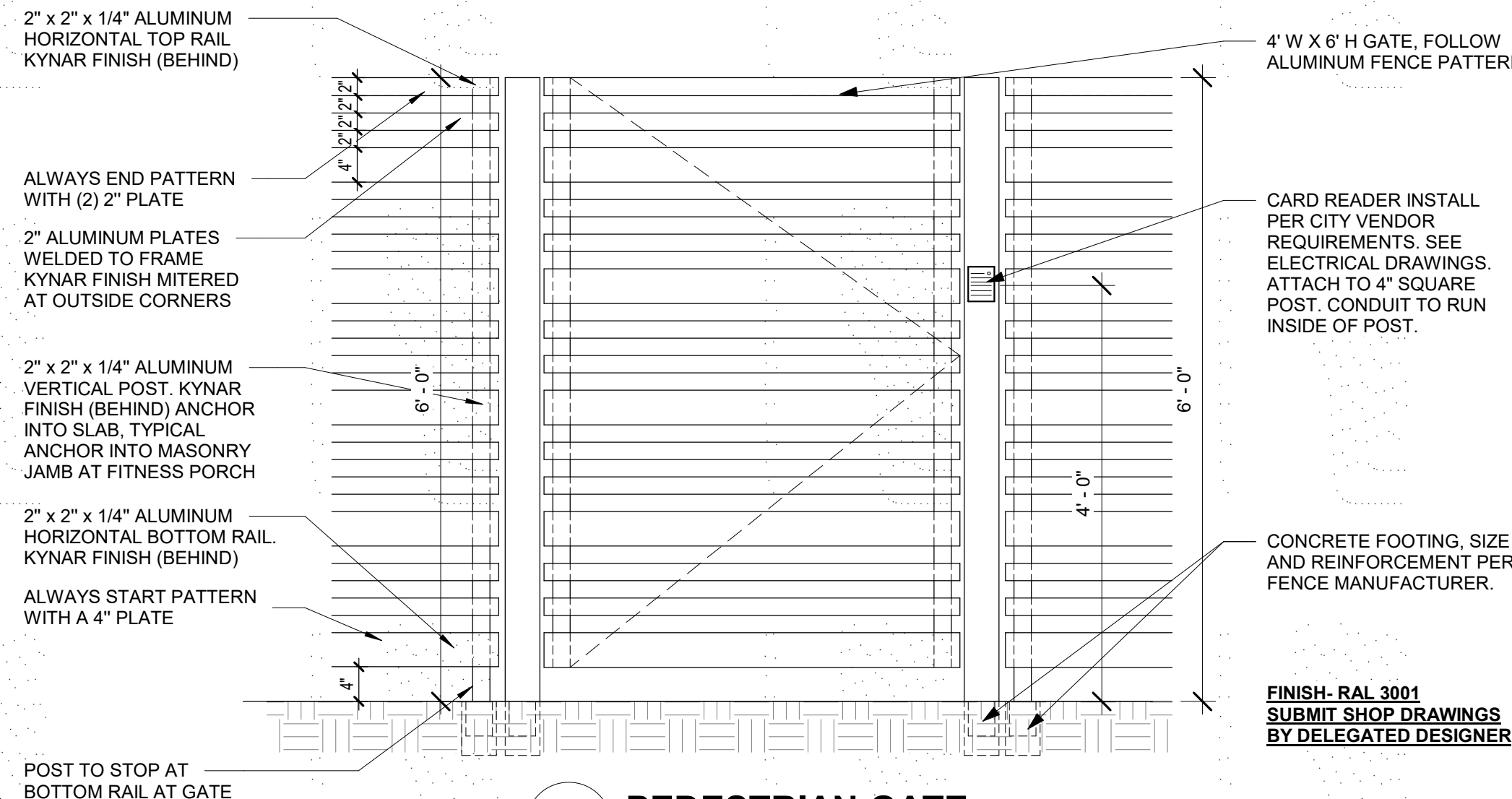
5 STUCCO JOINT
A1.04 6" = 1'-0"



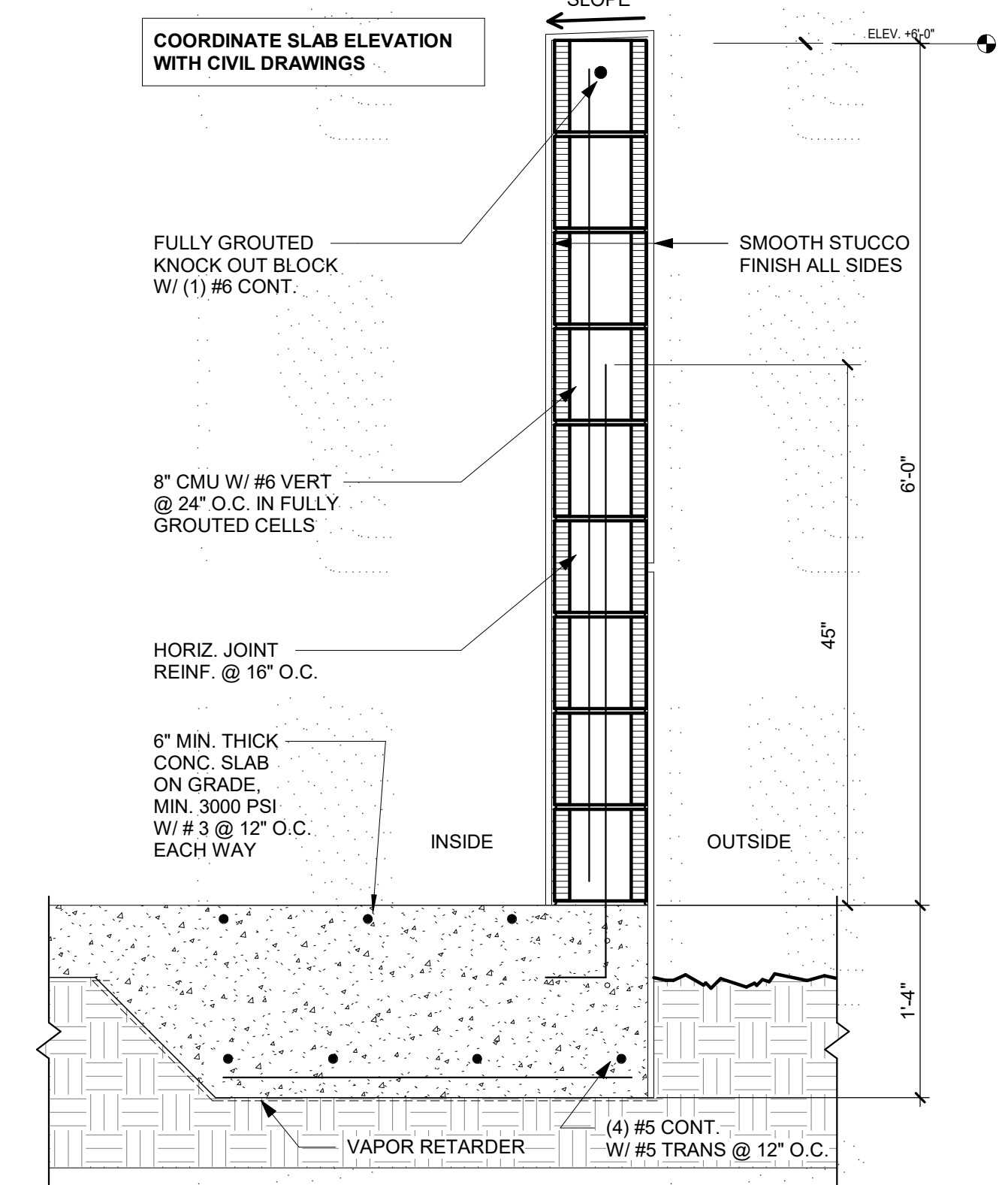
9 SLIDING GATE PLAN
A1.04 1/4" = 1'-0"



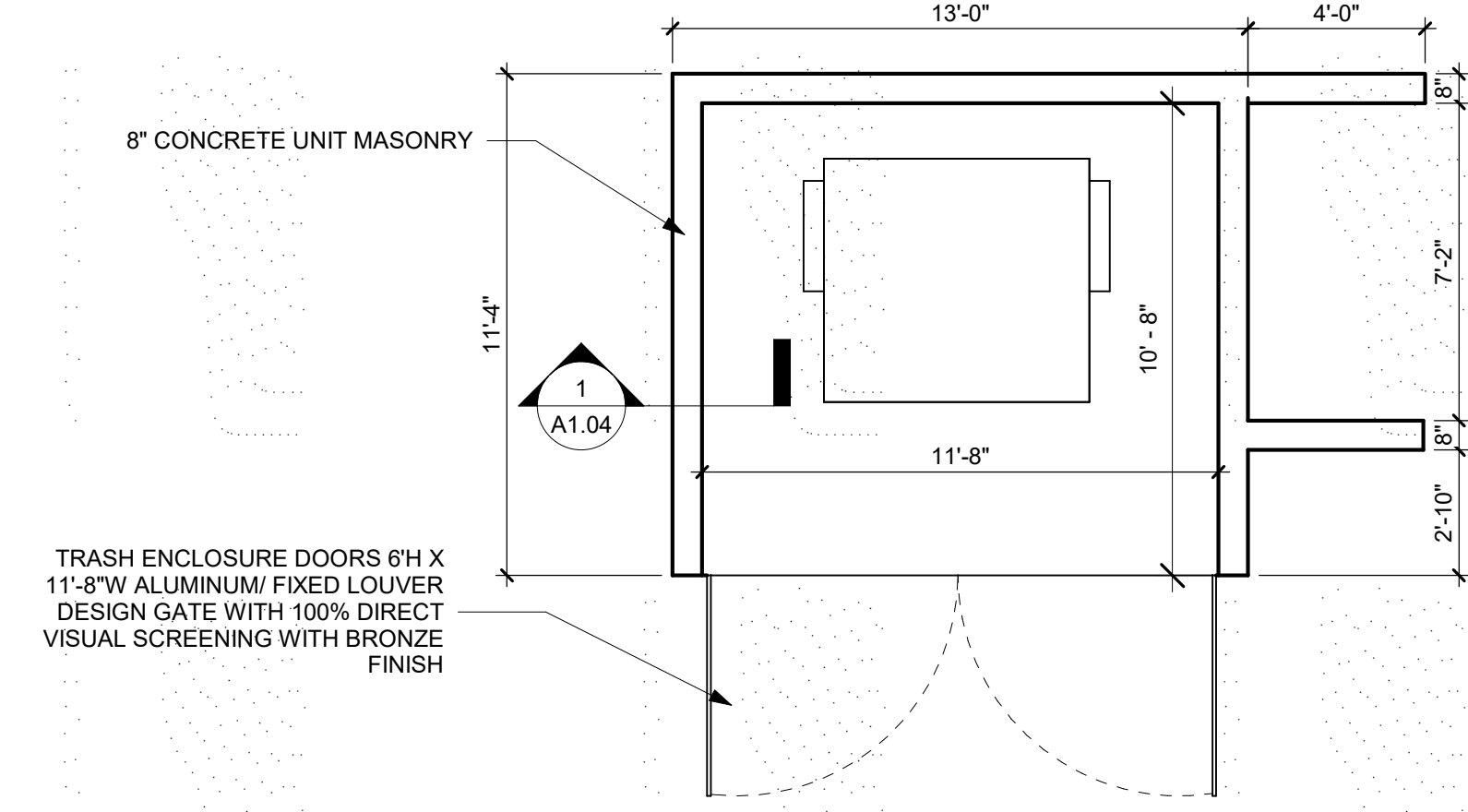
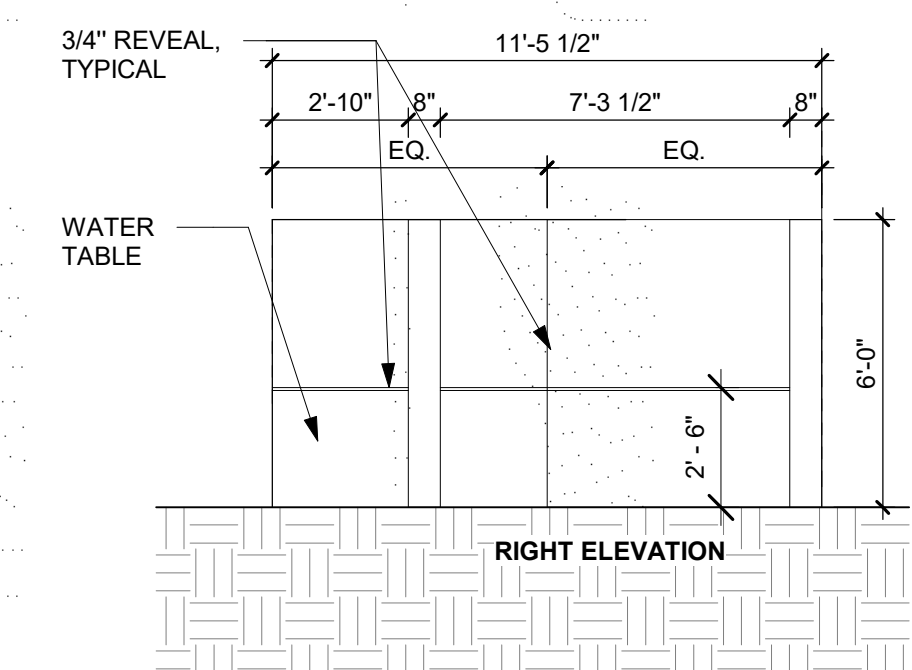
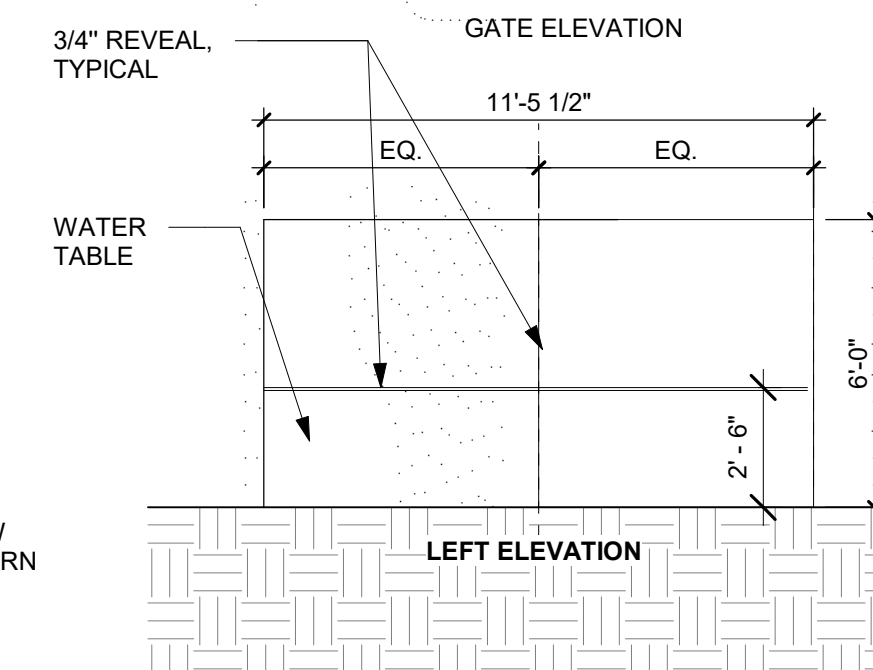
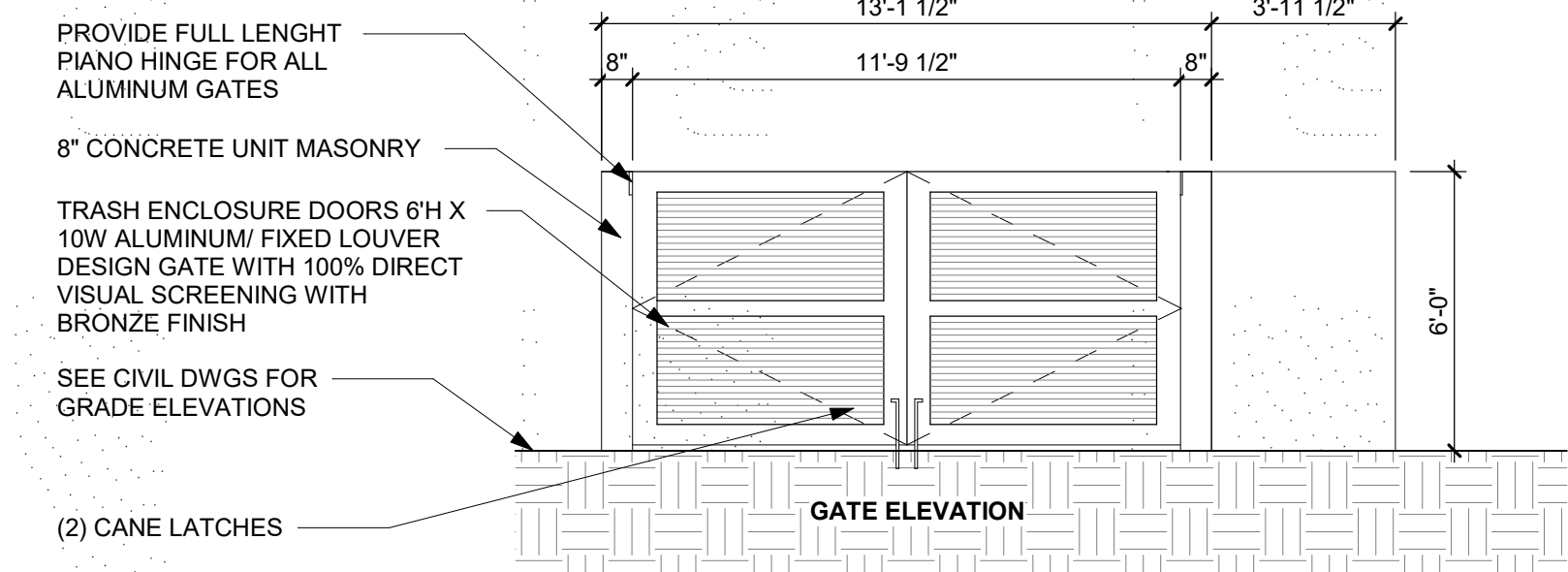
10 V-TRACK CONCRETE GRADE BEAM
A1.04 1 1/2" = 1'-0"



6 PEDESTRIAN GATE
A1.04 3/4" = 1'-0"



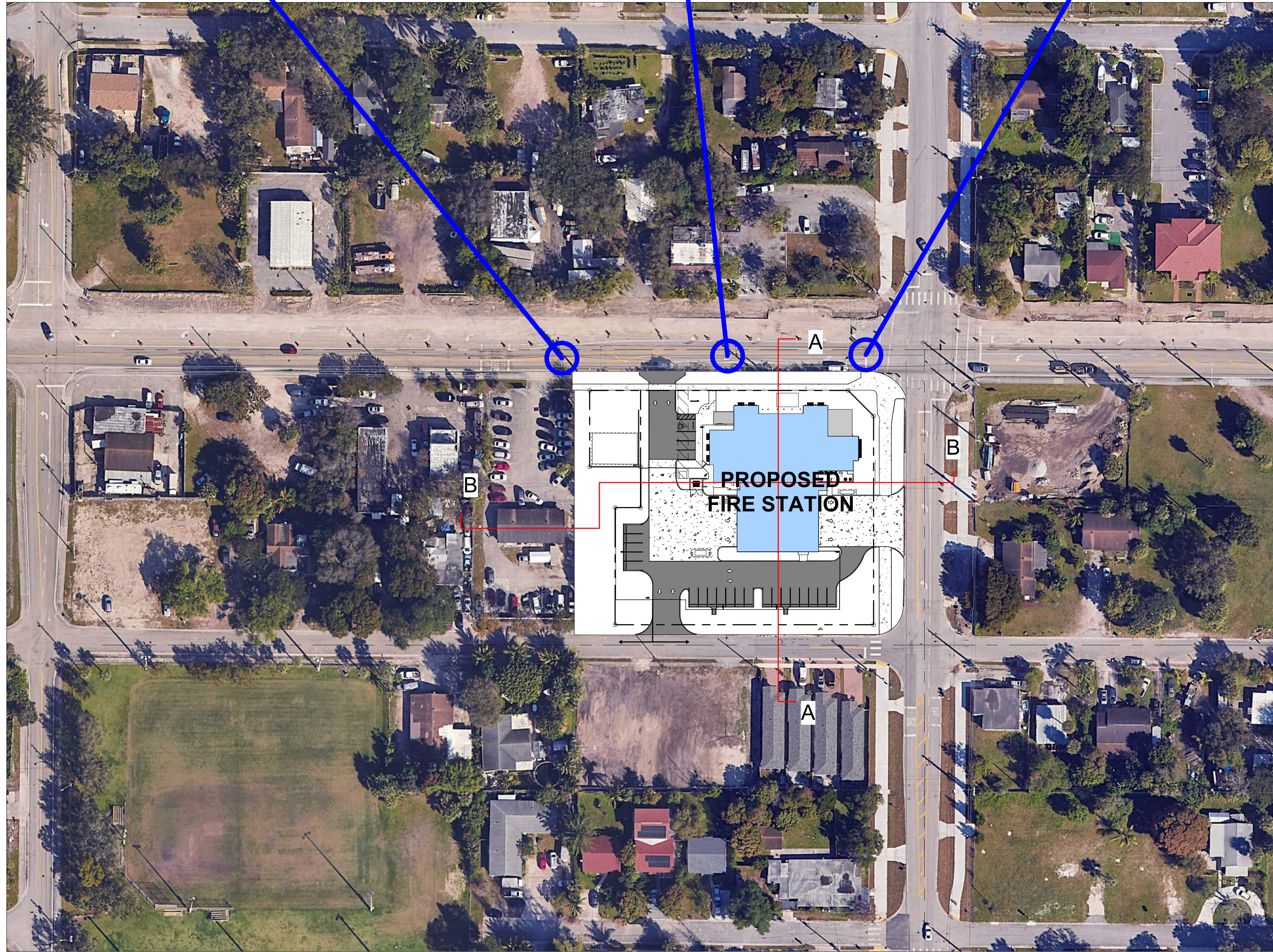
1 DUMPSTER WALL
A1.04 1" = 1'-0"



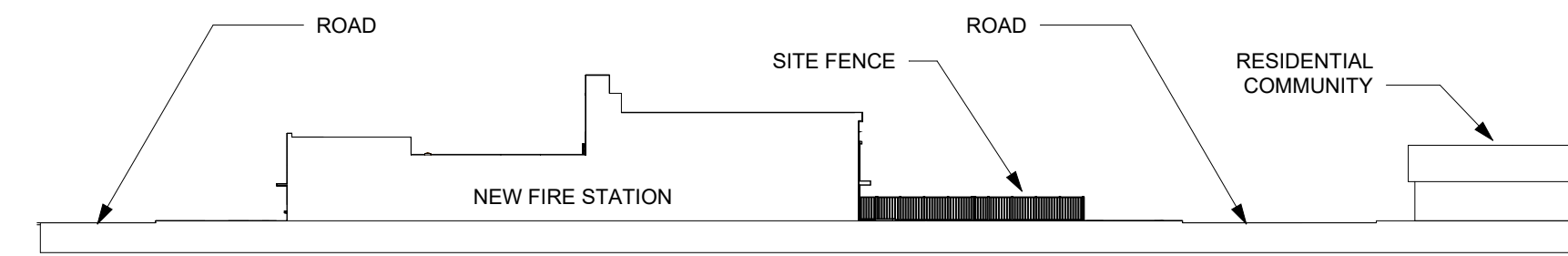
2 DUMPSTER DETAILS
A1.04 1/4" = 1'-0"

THIS DOCUMENT IS THE PROPERTY OF CURRIE SOWARDS AGUILU ARCHITECTS INC. ALL RIGHTS ARE RESERVED. ANY POSSESSION, REPRODUCTION OR OTHER USE OF THIS DOCUMENT, WITHOUT THE WRITTEN CONSENT OF CURRIE SOWARDS AGUILU ARCHITECTS INC., IS PROHIBITED. 3/7/2025 12:50:31 PM

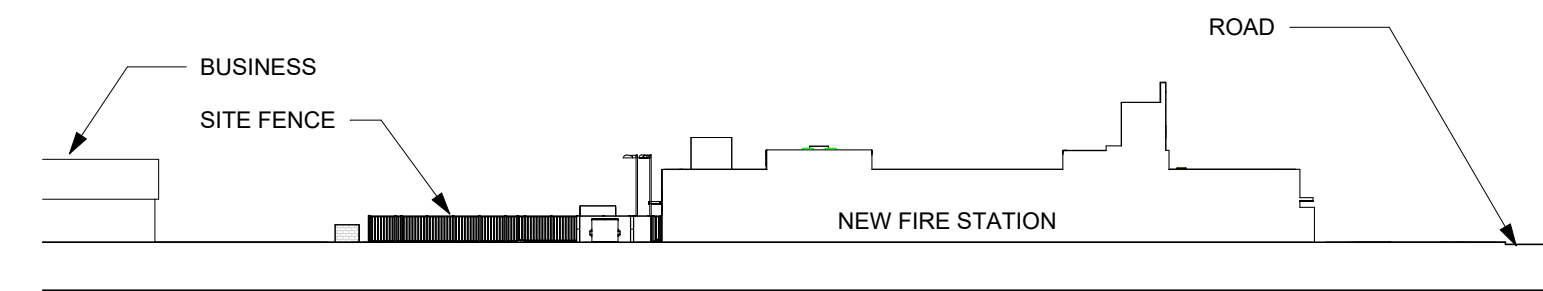
THIS DOCUMENT IS THE PROPERTY OF CURRIE SOWARDS AGUILA ARCHITECTS INC. ALL RIGHTS ARE RESERVED. ANY POSSESSION, REPRODUCTION OR OTHER USE OF THIS DOCUMENT WITHOUT THE WRITTEN CONSENT OF CURRIE SOWARDS AGUILA ARCHITECTS INC. IS PROHIBITED.
3/7/2025 4:16:50 PM




1 SITE PLAN - VISUAL IMPACT
A1.01A 1" = 60'-0"



2 SITE SECTION A
A1.01A 1" = 40'-0"



3 SITE SECTION B
A1.01A 1" = 40'-0"




CURRIE SOWARDS AGUILA architects

Architecture, Planning, Interiors, & Sustainable Design
AA26001584
185 NE 4TH AVENUE SUITE 101
DELRAY BEACH, FL 33483
T: (561) 276-4951 F: (561) 243-8184
E-MAIL: office@csa-architects.com

ISSUED FOR :

- FLEX SUB
- DRC
- SPA
- BDIS
- PERMIT
- CONSTRUCTION
- SEAL



JESS M. SOWARDS
AR0013205

PROJECT TITLE

PBCFR - FIRE STATION 24

2700 WESTGATE AVE.,
WEST PALM BEACH, FL.
33409

REVISIONS	NUM.	DESCRIPTION	DATE

ISSUE FOR PERMIT

THESE DRAWINGS ARE PREPARED PER ESTABLISHED INDUSTRY STANDARDS AND REPRESENT THE ARCHITECT AND ENGINEERS DESIGN CONCEPT. THEY ARE NOT INTENDED TO PROVIDE EVERY DETAIL OR CONDITION REQUIRED TO CONSTRUCT THE BUILDING. THE CONTRACTOR THROUGH SUBMITTALS AND OTHER COORDINATION EFFORTS IS FULLY RESPONSIBLE FOR PROVIDING A COMPLETE AND OPERATIONAL BUILDING WHETHER INDICATED ON THE PLANS OR NOT.

DRAWING TITLE

VISUAL IMPACT ANALYSIS

DATE | DRAWN BY

| CP

JOB NUMBER

230103

DRAWING NUMBER

A1.01A


VISUAL IMPACT ANALYSIS

ENVIRONMENTAL ASSESSMENT:
THE SITE IS LOCATED OFF OF WESTGATE AVE AND SEMORAN ROAD IN WEST PALM BEACH, FLORIDA. THE FIRE STATION WILL BE BUILT ON PREVIOUSLY DEVELOPED LAND. THE FIRE STATION WILL SERVE A COMMUNITY THAT IS QUICKLY DEVELOPING. THE SITE IS ADJACENT TO A RESIDENTIAL COMMUNITY TO THE SOUTH AND INDUSTRIAL BUILDINGS TO THE WEST. THE MAIN ELEVATION FACES WESTGATE AVE.

PREVALENT THEME:
A PREVALENT ARCHITECTURAL CHARACTER OF INDUSTRIAL BUILDINGS AND RANCH STYLE HOUSES IS FOUND IN THE AREA ADJACENT TO THE SITE.

THE FIRE STATION IS DESIGNED WITH A CONTEMPORARY INDUSTRIAL ARCHITECTURAL STYLE TO BLEND INTO TO THE NEIGHBORHOOD.

COMPLIANCE STATEMENT:
THE COLOR RED IS SYMBOLICALLY RELATED TO THE EMERGENCY VEHICLES USED BY THE FIREFIGHTERS. THE COLOR IS USED TO CREATE A FOCAL POINTS ALONG WESTGATE AVE FOR THE MAIN ENTRANCE. THE SECONDARY FOCAL POINT IS THE ENTRY TOWER FEATURE WITH THE NUMBER 24 IN RED ALONG WITH THE STRUCTURAL BRACKETS SUPPORTING THE ROOF OVERHANG AT THE APPARATUS BAY ALONG SEMORAN ROAD. THE REMAINDER OF THE BUILDING CONSISTS OF VARIOUS MATERIALS SUCH AS STUCCO, GLASS, AND METAL PANELS.




**CURRIE
SOWARDS
AGUILU**
architects

Architecture, Planning,
Interiors, &
Sustainable Design

AA26001584
185 NE 4TH AVENUE SUITE 101
DELRAY BEACH, FL 33483
T: (561) 276-4951 F: (561) 243-8184
E-MAIL: office@csa-architects.com

ISSUED FOR:
FLEX SUB
DRC
SPA
BIDS
PERMIT
CONSTRUCTION
SEAL



JESS M. SOWARDS
AR0013205

PROJECT TITLE
**PBCFR - FIRE
STATION 24**

2700 WESTGATE AVE.,
WEST PALM BEACH, FL.
33409

REVISIONS

NUM.	DESCRIPTION	DATE

ISSUE FOR PERMIT

THESE DRAWINGS ARE PREPARED PER ESTABLISHED INDUSTRY STANDARDS AND REPRESENT THE ARCHITECT AND ENGINEERS DESIGN CONCEPT. THEY ARE NOT INTENDED TO PROVIDE EVERY DETAIL OR CONDITION REQUIRED TO CONSTRUCT THE BUILDING. THE CONTRACTOR THROUGH SUBMITTALS AND OTHER COORDINATION EFFORTS IS FULLY RESPONSIBLE FOR PROVIDING A COMPLETE AND OPERATIONAL BUILDING WHETHER INDICATED ON THE PLANS OR NOT.

DRAWING TITLE
**OVERALL FLOOR
PLAN**

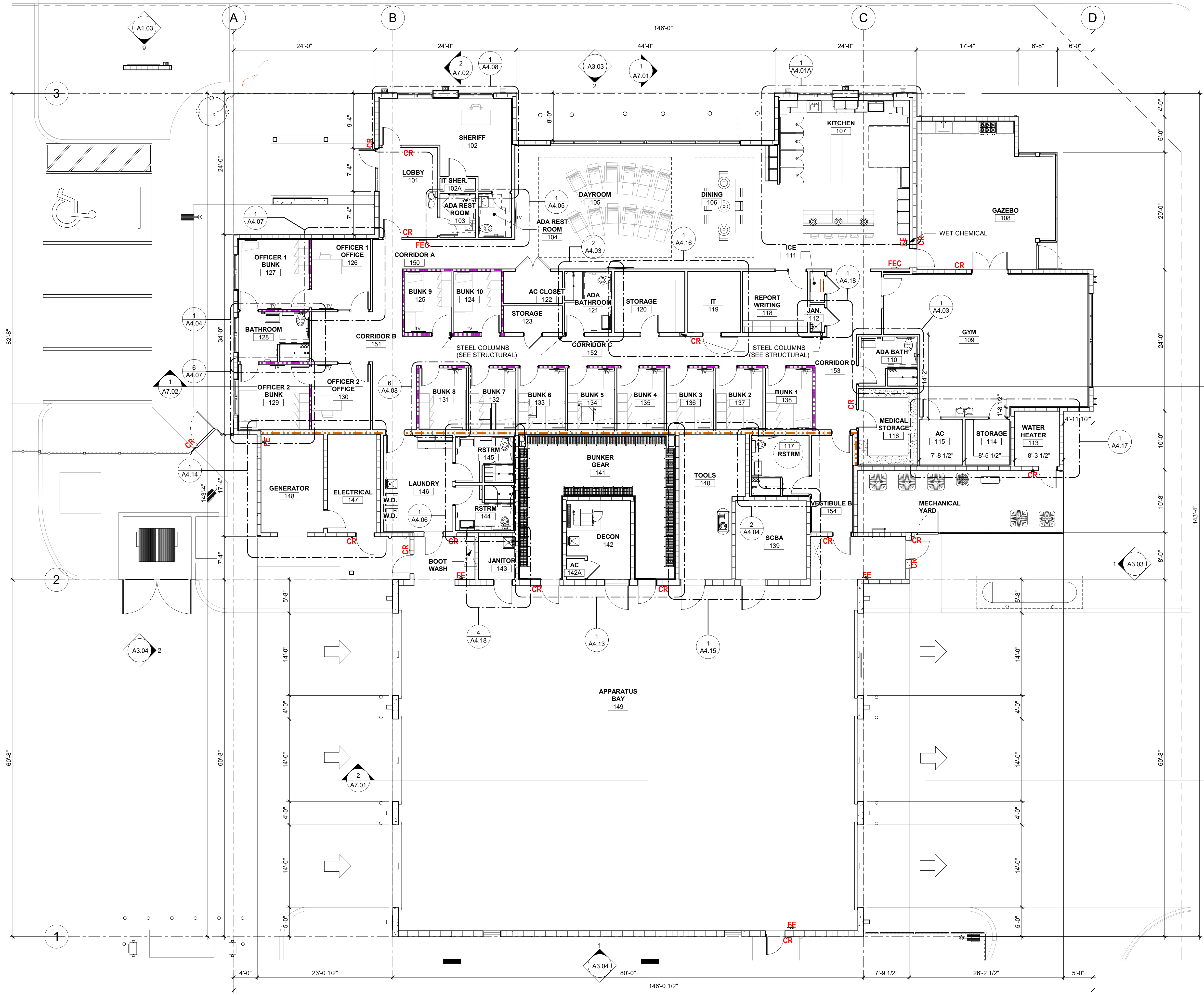
DATE: _____ DRAWN BY:
CP

JOB NUMBER
230103

DRAWING NUMBER

A2.01

03.07.25



1 OVERALL FLOOR PLAN
A2.01 1/8" = 1'-0"

THIS DOCUMENT IS THE PROPERTY OF CURRIE SOWARDS AGUILU ARCHITECTS INC. ALL RIGHTS ARE RESERVED. ANY POSSESSION, REPRODUCTION OR OTHER USE OF THIS DOCUMENT, WITHOUT THE WRITTEN CONSENT OF CURRIE SOWARDS AGUILU ARCHITECTS INC., IS PROHIBITED. 3/7/2025 12:50:36 PM

THIS DOCUMENT IS THE PROPERTY OF CURRIE SOWARDS AGUILA ARCHITECTS INC. ALL RIGHTS ARE RESERVED. ANY POSSESSION, REPRODUCTION OR OTHER USE OF THIS DOCUMENT, WITHOUT THE WRITTEN CONSENT OF CURRIE SOWARDS AGUILA ARCHITECTS INC., IS PROHIBITED. 3/7/2025 12:50:49 PM

#	DESCRIPTION
04 22 01	8" CMU WALL W/ STUCCO FINISH
05 12 04	TUBE STEEL COLUMN. SEE STRUCTURAL PLANS.
05 12 06	PRE-ENGINEERED METAL CANOPY COLUMNS, SUBMIT SHOP DRAWINGS FOR REVIEW
05 73 08	DECORATIVE ALUMINUM METAL FENCE
06 22 10	WOOD LAMINATED UPPER CABINET
07 71 04	ALUMINUM DOWNSPOUT, CONNECT TO STORM DRAINAGE. SEE PLUMBING. FINISH TO BE FACTORY APPLIED, SITE APPLICATION IS NOT ACCEPTABLE
07 71 07	ALUMINUM DOWNSPOUT WITH SPLASH BLOCKS
10 51 01	GEARGRID LOCKERS, SEE SPECS
11 21 25	65 LB CAPACITY WASHER EXTRACTOR, SEE SPECS
12 48 04	TWIN BED MATTRESS BY FIRE DEPT.
22 15 00	AIR COMPRESSOR, SEE PLUMBING
22 40 10	DRINKING FOUNTAIN. SEE PLUMBING PLANS
22 40 11	MOP SINK. SEE PLUMBING PLANS
22 40 27	BOOT WASH STATION
23 07 01	RANGE HOOD. SEE MECHANICAL
23 07 06	KITCHEN HOOD. SEE MECHANICAL PLANS



CURRIE SOWARDS AGUILA architects

Architecture, Planning, Interiors, & Sustainable Design

AA26001584
185 NE 4TH AVENUE SUITE 101
DELRAY BEACH, FL 33483

T: (561) 276-4951 F: (561) 243-8184
E-MAIL: office@csa-architects.com

ISSUED FOR :

FLEX SUB

DRC

SPA

BIDS

PERMIT

CONSTRUCTION

SEAL



JESS M. SOWARDS
AR0013205

PROJECT TITLE

PBCFR - FIRE STATION 24

2700 WESTGATE AVE.,
WEST PALM BEACH, FL.
33409

REVISIONS

NUM.	DESCRIPTION	DATE

ISSUE FOR PERMIT

THESE DRAWINGS ARE PREPARED PER ESTABLISHED INDUSTRY STANDARDS AND REPRESENT THE ARCHITECT AND ENGINEERS DESIGN CONCEPT. THEY ARE NOT INTENDED TO PROVIDE EVERY DETAIL OR CONDITION REQUIRED TO CONSTRUCT THE BUILDING. THE CONTRACTOR THROUGH SUBMITTALS AND OTHER COORDINATION EFFORTS IS FULLY RESPONSIBLE FOR PROVIDING A COMPLETE AND OPERATIONAL BUILDING WHETHER INDICATED ON THE PLANS OR NOT.

DRAWING TITLE

NOTATIONAL PLAN- BUNK AREA

DATE

DRAWN BY

CP

JOB NUMBER

230103

DRAWING NUMBER

A2.02A

03.07.25



1 NOTATIONAL PLAN
A2.02A 3/16" = 1'-0"

#	DESCRIPTION
05 73 07	6' HIGH ALUMINUM PICKET FENCE AND SLIDING GATE, W/ BRONZE FINISH, SUBMIT SHOP DRAWINGS
07 71 06	PRE-ENGINEERED ALUMINUM SUPPORT FOR METAL CANOPY WITH INTERNAL RWL, CONNECT TO STORM DRAINAGE, SEE PLUMBING DWGS
07 71 07	ALUMINUM DOWNSPOUT WITH SPLASH BLOCKS
08 11 07	IMPACT RESISTANT BIFOLD DOORS, LEVEL E
08 91 01	FIXED ALUMINUM LOUVER, SEE MECHANICAL PLANS FOR SIZES.
22 14 05	AREA DRAIN, SEE PLUMBING PLANS.
22 40 27	BOOT WASH STATION
34 71 03	CONCRETE BOLLARD PAINTED TO MATCH FOUR FOLD DOORS



**CURRIE
SOWARDS
AGUILA**
architects

Architecture, Planning,
Interiors, &
Sustainable Design

AA26001584

185 NE 4TH AVENUE SUITE 101
DELRAY BEACH, FL 33483

T: (561) 276-4951 F: (561) 243-8184
E-MAIL: office@csa-architects.com

ISSUED FOR :

FLEX SUB

DRC


SPA

BIDS

PERMIT

CONSTRUCTION

SEAL



JESS M. SOWARDS
AR0013205

PROJECT TITLE

**PBCFR - FIRE
STATION 24**

2700 WESTGATE AVE.,
WEST PALM BEACH, FL.
33409

REVISIONS

NUM.	DESCRIPTION	DATE

ISSUE FOR PERMIT

THESE DRAWINGS ARE PREPARED PER ESTABLISHED INDUSTRY STANDARDS AND REPRESENT THE ARCHITECT AND ENGINEER'S DESIGN CONCEPT. THEY ARE NOT INTENDED TO PROVIDE EVERY DETAIL OR CONDITION REQUIRED TO CONSTRUCT THE BUILDING. THE CONTRACTOR THROUGH SUBMITTALS AND OTHER COORDINATION EFFORTS IS FULLY RESPONSIBLE FOR PROVIDING A COMPLETE AND OPERATIONAL BUILDING WHETHER INDICATED ON THE PLANS OR NOT.

DRAWING TITLE

**NOTATIONAL
PLAN-
APPARATUS BAY**

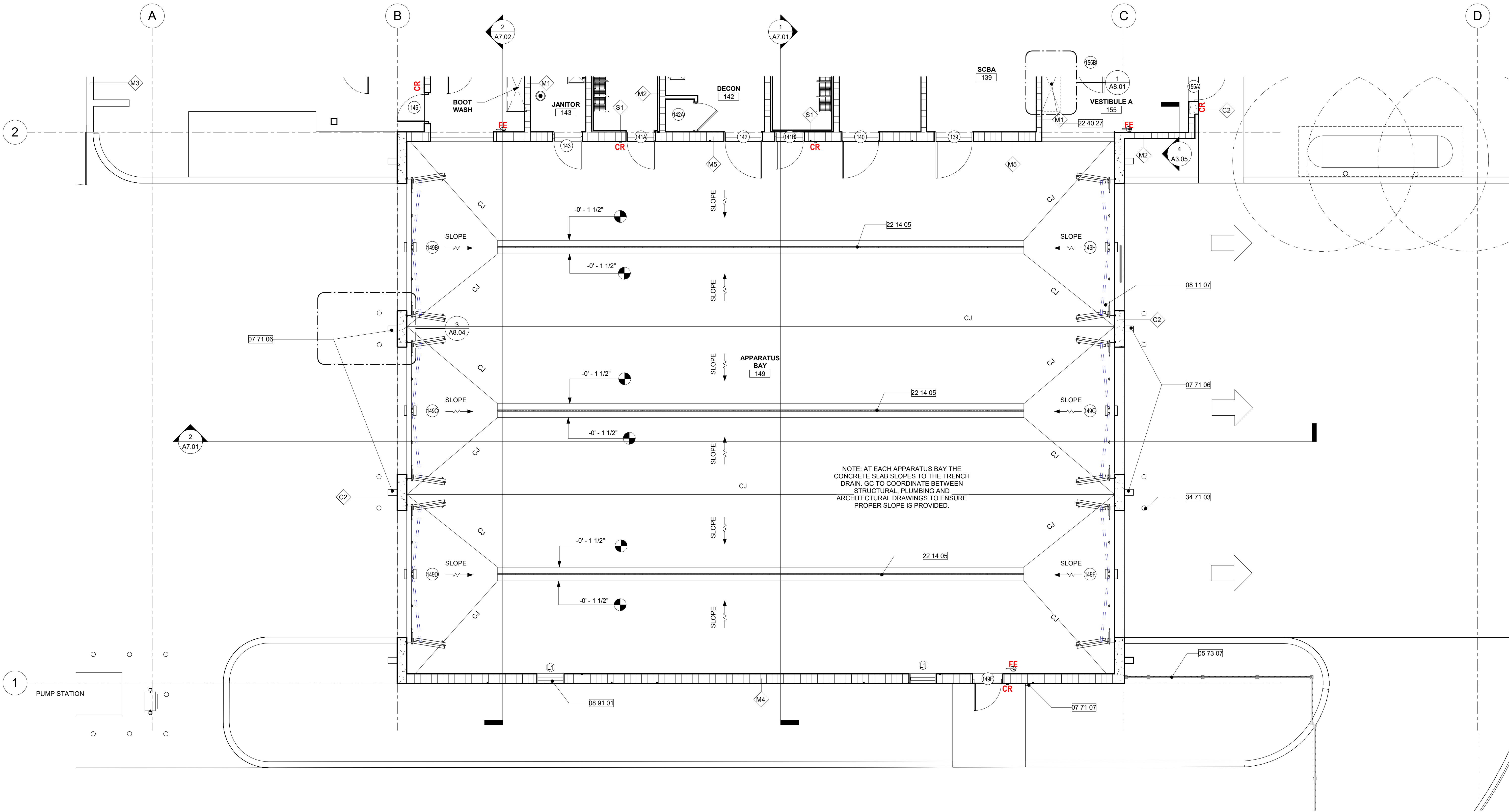
DATE: | DRAWN BY:
| CP

JOB NUMBER
230103

DRAWING NUMBER

A2.02B

03.07.25



THIS DOCUMENT IS THE PROPERTY OF CURRIE SOWARDS AGUILA ARCHITECTS INC.. ALL RIGHTS ARE RESERVED. ANY POSSESSION, REPRODUCTION OR OTHER USE OF THIS DOCUMENT, WITHOUT THE WRITTEN CONSENT OF CURRIE SOWARDS AGUILA ARCHITECTS INC., IS PROHIBITED.
3/7/2025 12:50:51 PM

1 NOTATIONAL PLAN - APPARATUS BAY
A2.02B 3/16" = 1'-0"



**CURRIE
SOWARDS
AGUILA**
architects

Architecture, Planning,
Interiors, &
Sustainable Design

AA26001584
185 NE 4TH AVENUE SUITE 101
DELRAY BEACH, FL 33483
T: (561) 276-4951 F: (561) 243-8184
E-MAIL: office@csa-architects.com

ISSUED FOR :

FLEX SUB

DRC

SPA

BIDS

PERMIT

CONSTRUCTION

SEAL



JESS M. SOWARDS
AR0013205

PROJECT TITLE

**PCFR - FIRE
STATION 24**

2700 WESTGATE AVE.,
WEST PALM BEACH, FL.
33409

REVISIONS

NUM.	DESCRIPTION	DATE

ISSUE FOR PERMIT

THESE DRAWINGS ARE PREPARED PER ESTABLISHED INDUSTRY STANDARDS AND REPRESENT THE ARCHITECT AND ENGINEERS DESIGN CONCEPT. THEY ARE NOT INTENDED TO PROVIDE EVERY DETAIL OR CONDITION REQUIRED TO CONSTRUCT THE BUILDING. THE CONTRACTOR THROUGH SUBMITTALS AND OTHER COORDINATION EFFORTS IS FULLY RESPONSIBLE FOR PROVIDING A COMPLETE AND OPERATIONAL BUILDING WHETHER INDICATED ON THE PLANS OR NOT.

DRAWING TITLE

**DIMENSION
PLAN-BUNK AREA**

DATE

DRAWN BY

CP

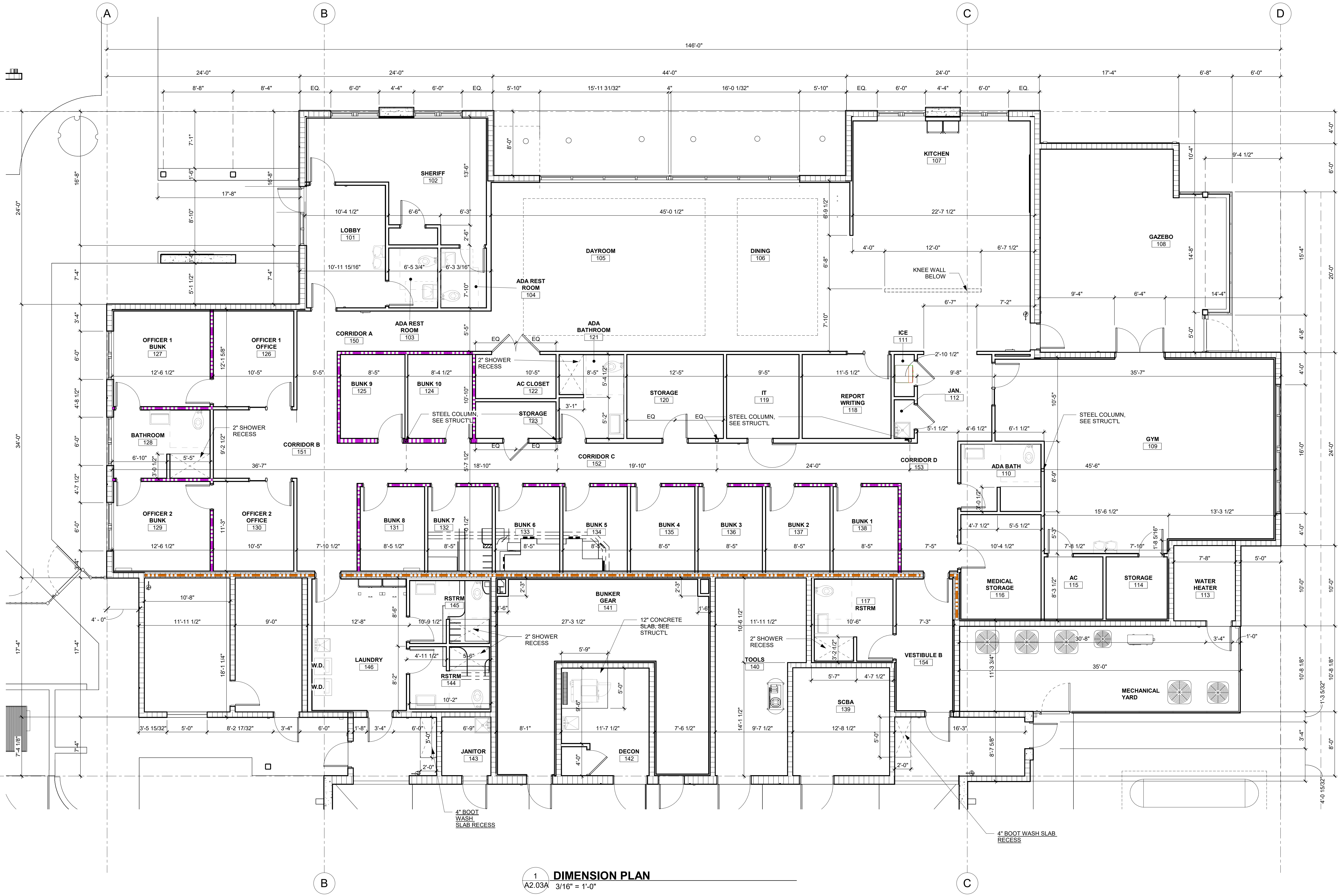
DRAWING NUMBER

230103

3/7/2025 12:50:54 PM


03.07.25

A2.03A



1 DIMENSION PLAN
A2.03A 3/16" = 1'-0"

THIS DOCUMENT IS THE PROPERTY OF CURRIE SOWARDS AGUILA ARCHITECTS INC. ALL RIGHTS ARE RESERVED. ANY REPRODUCTION, REPRODUCTION OR OTHER USE OF THIS DOCUMENT, WITHOUT THE WRITTEN CONSENT OF CURRIE SOWARDS AGUILA ARCHITECTS INC., IS PROHIBITED.
3/7/2025 12:50:54 PM



**CURRIE
SOWARDS
AGUILA**
architects

Architecture, Planning,
Interiors, &
Sustainable Design

AA26001584
185 NE 4TH AVENUE SUITE 101
DELRAY BEACH, FL 33483

T: (561) 276-4951 F: (561) 243-8184
E-MAIL: office@csa-architects.com

ISSUED FOR :

FLEX SUB

DRC

SPA

BIDS

PERMIT

CONSTRUCTION

SEAL



JESS M. SOWARDS
AR0013205

PROJECT TITLE

**PBCFR - FIRE
STATION 24**

2700 WESTGATE AVE.,
WEST PALM BEACH, FL.
33409

REVISIONS

NUM.	DESCRIPTION	DATE

ISSUE FOR PERMIT

THESE DRAWINGS ARE PREPARED PER ESTABLISHED INDUSTRY STANDARDS AND REPRESENT THE ARCHITECT AND ENGINEERS DESIGN CONCEPT. THEY ARE NOT INTENDED TO PROVIDE EVERY DETAIL OR CONDITION REQUIRED TO CONSTRUCT THE BUILDING. THE CONTRACTOR THROUGH SUBMITTALS AND OTHER COORDINATION EFFORTS IS FULLY RESPONSIBLE FOR PROVIDING A COMPLETE AND OPERATIONAL BUILDING WHETHER INDICATED ON THE PLANS OR NOT.

DRAWING TITLE

**DIMENSION
PLAN-
APPARATUS BAY**

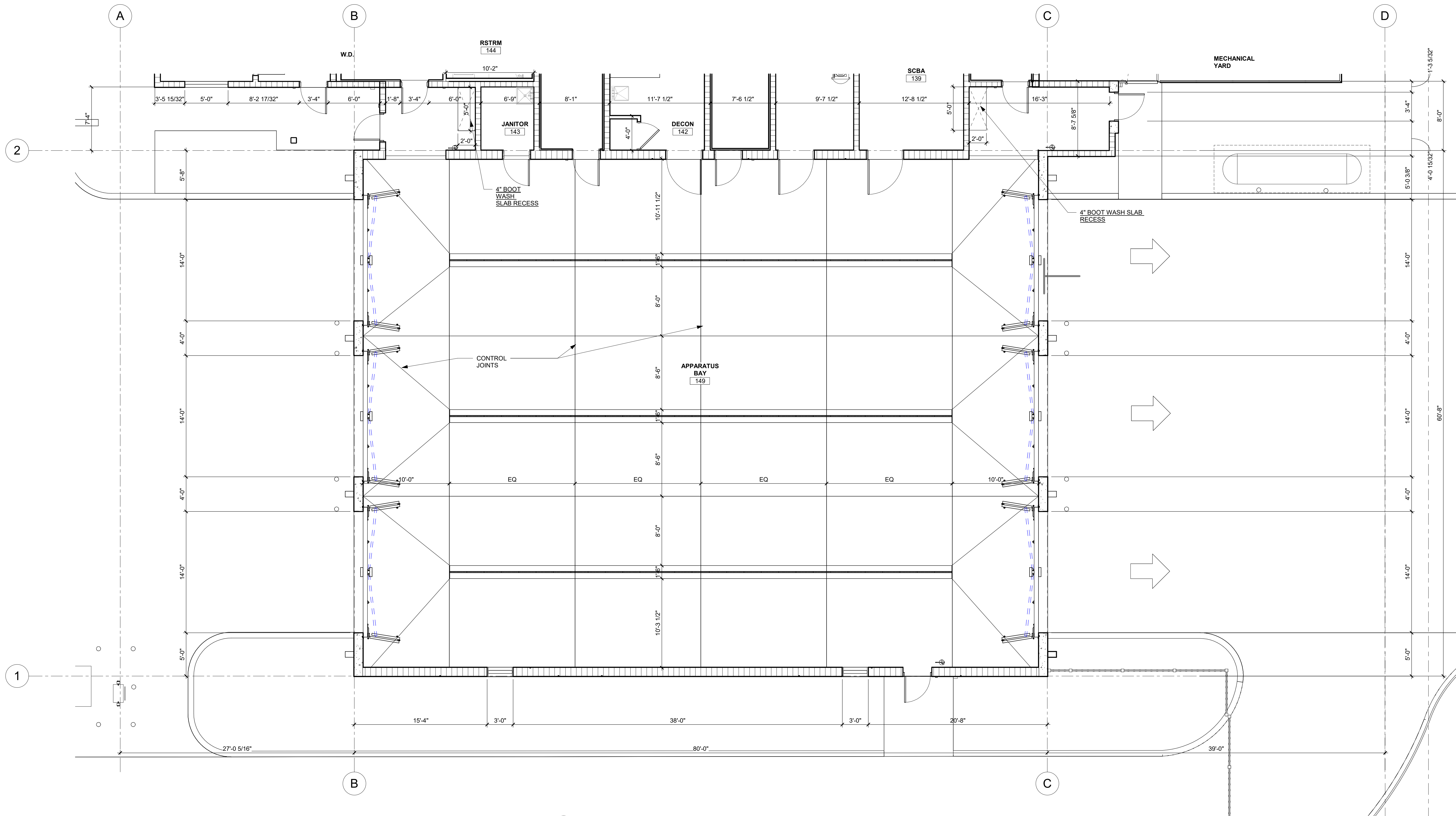
DATE: | DRAWN BY:
| CP

JOB NUMBER
230103

DRAWING NUMBER

A2.03B

03.07.25



1 DIMENSION PLAN - APPARATUS BAY
A2.03B 3/16" = 1'-0"

THIS DOCUMENT IS THE PROPERTY OF CURRIE SOWARDS AGUILA ARCHITECTS INC. ALL RIGHTS ARE RESERVED. ANY POSSESSION, REPRODUCTION OR OTHER USE OF THIS DOCUMENT, WITHOUT THE WRITTEN CONSENT OF CURRIE SOWARDS AGUILA ARCHITECTS INC., IS PROHIBITED.
3/7/2025 12:50:55 PM



**CURRIE
SOWARDS
AGUILA**
architects

Architecture, Planning,
Interiors, &
Sustainable Design

AA26001584
185 NE 4TH AVENUE SUITE 101
DELRAY BEACH, FL 33483
T: (561) 276-4951 F: (561) 243-8184
E-MAIL: office@csa-architects.com

ISSUED FOR :

FLEX SUB
DRC
SPA
BIDS
PERMIT
CONSTRUCTION
SEAL



JESS M. SOWARDS
AR0013205

PROJECT TITLE

**PBCFR - FIRE
STATION 24**

2700 WESTGATE AVE.,
WEST PALM BEACH, FL.
33409

REVISIONS

NUM.	DESCRIPTION	DATE

THESE DRAWINGS ARE PREPARED PER ESTABLISHED INDUSTRY STANDARDS AND REPRESENT THE ARCHITECT AND ENGINEERS DESIGN CONCEPT. THEY ARE NOT INTENDED TO PROVIDE EVERY DETAIL OR CONDITION REQUIRED TO CONSTRUCT THE BUILDING. THE CONTRACTOR THROUGH SUBMITTALS AND OTHER COORDINATION EFFORTS IS FULLY RESPONSIBLE FOR PROVIDING A COMPLETE AND OPERATIONAL BUILDING WHETHER INDICATED ON THE PLANS OR NOT.

DRAWING TITLE

**APPARATUS BAY-
UPPER LEVEL**

DATE

DRAWN BY

CP

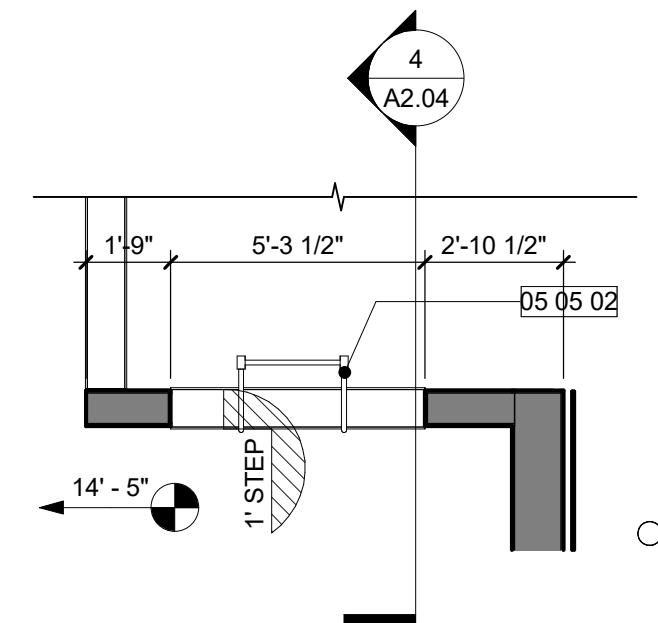
JOB NUMBER

230103

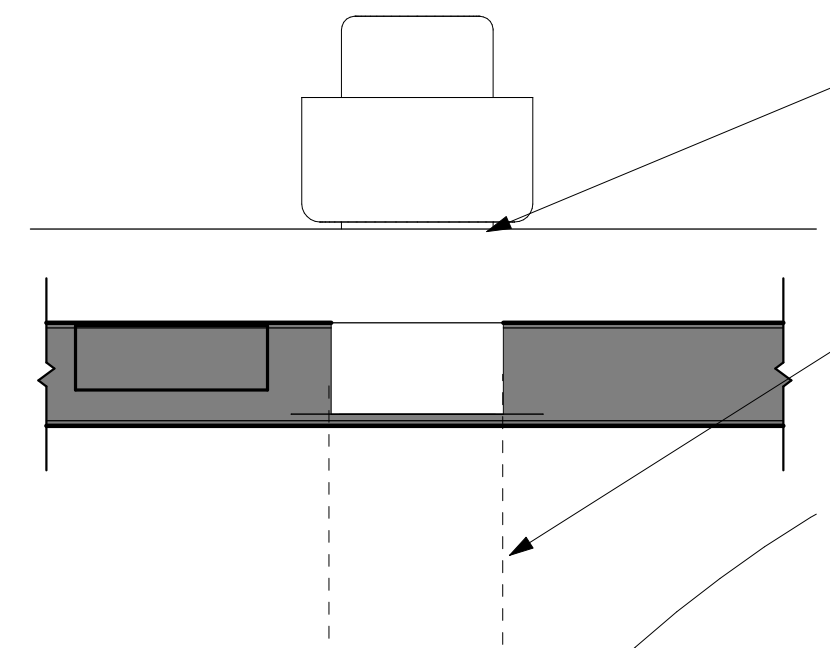
DRAWING NUMBER

A2.04

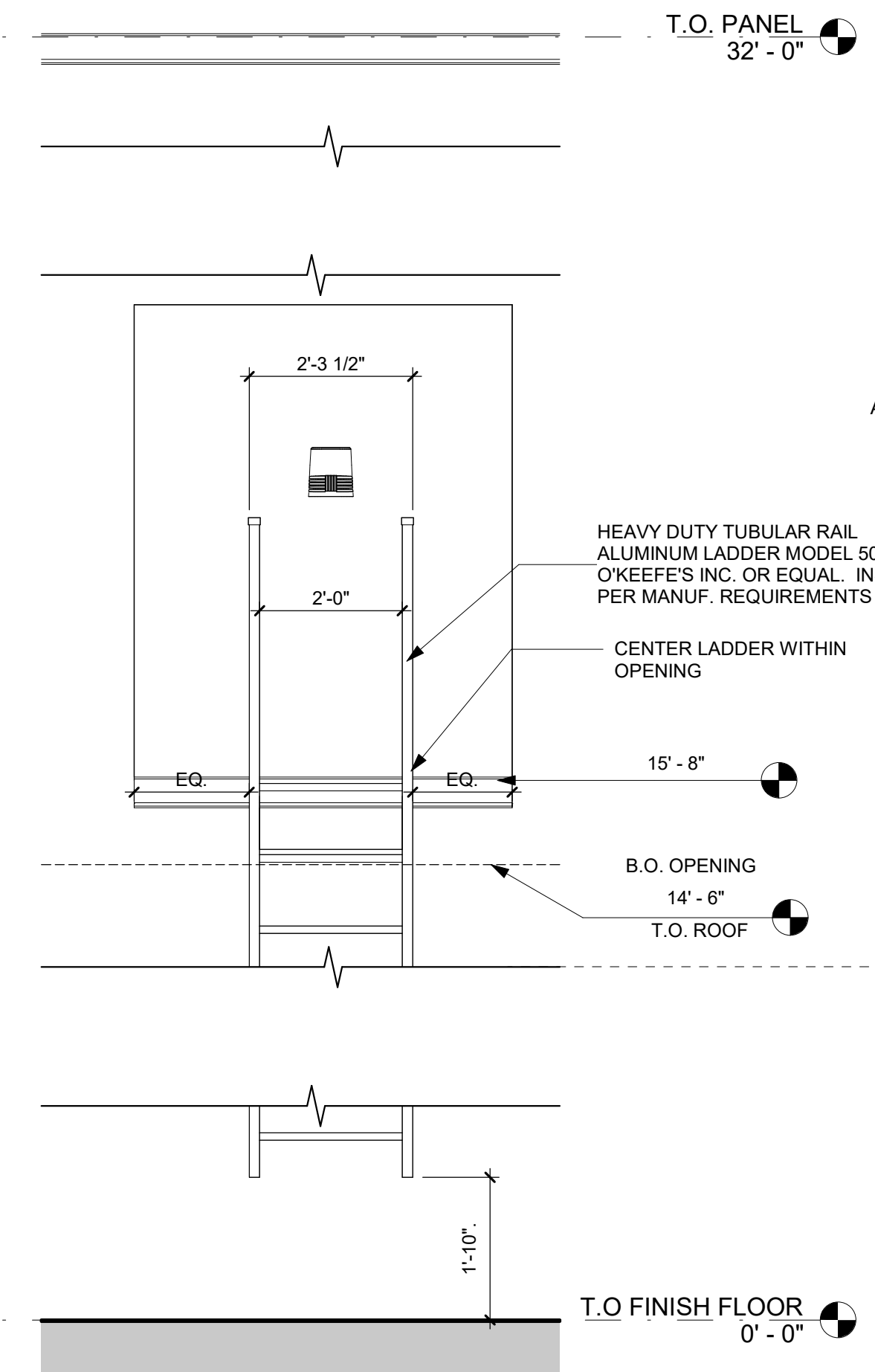
KEYNOTE LEGEND	
#	DESCRIPTION
05 05 02	HEAVY DUTY TUBULAR RAIL ALUMINUM LADDER MODEL 502, BY O'KEEFE'S INC. OR EQUAL. INSTALL PER MANUF. REQUIREMENTS
05 21 03	PRE-ENGINEERED METAL CANOPY W/ INTERNAL GUTTER SYSTEM AND INTERNAL RWL. CONNECT TO STORM SYSTEM. SEE CIVIL AND PLUMBING



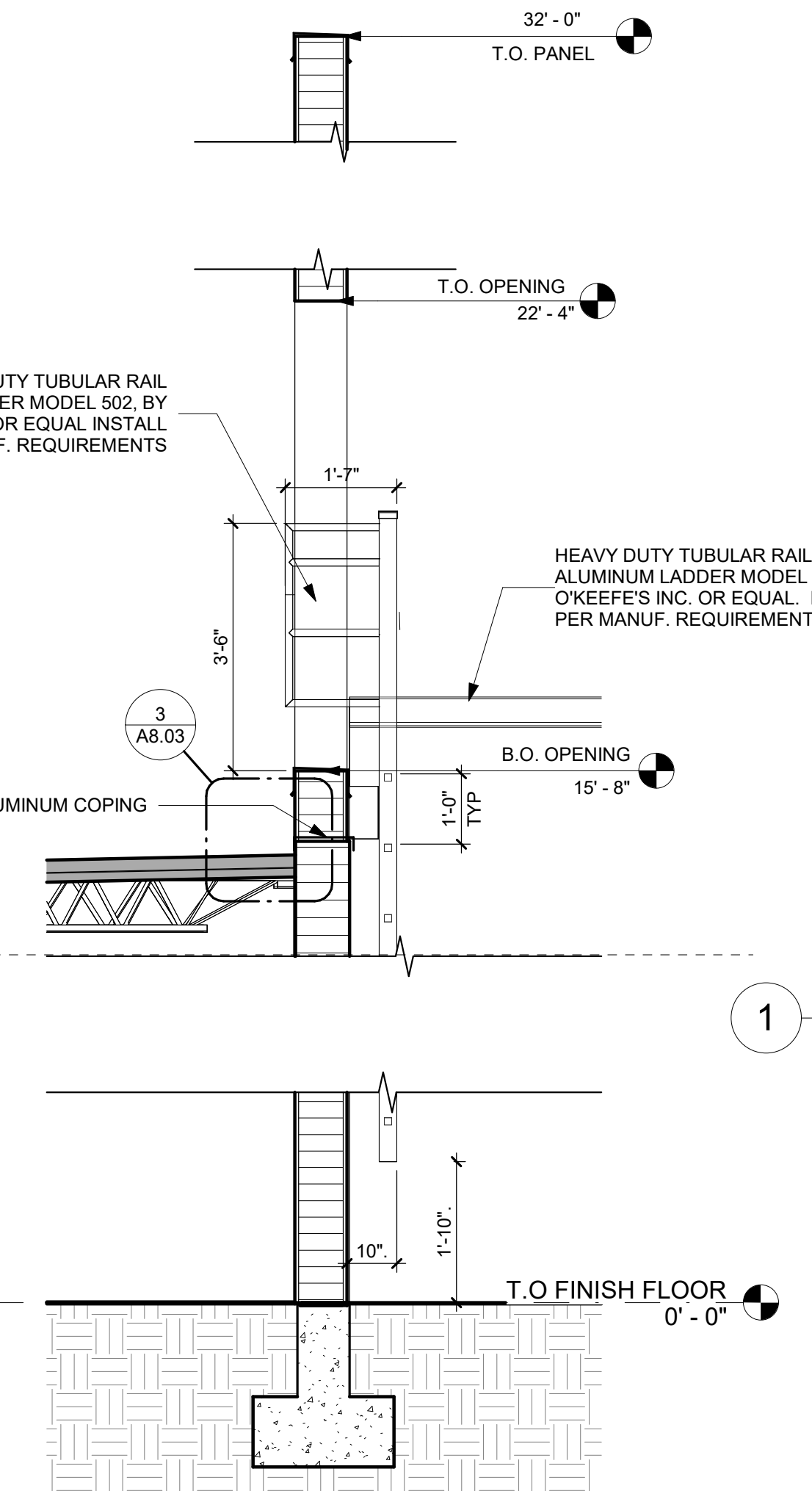
3 ALUMINUM ACCESS LADDER- PLAN
1/4" = 1'-0"



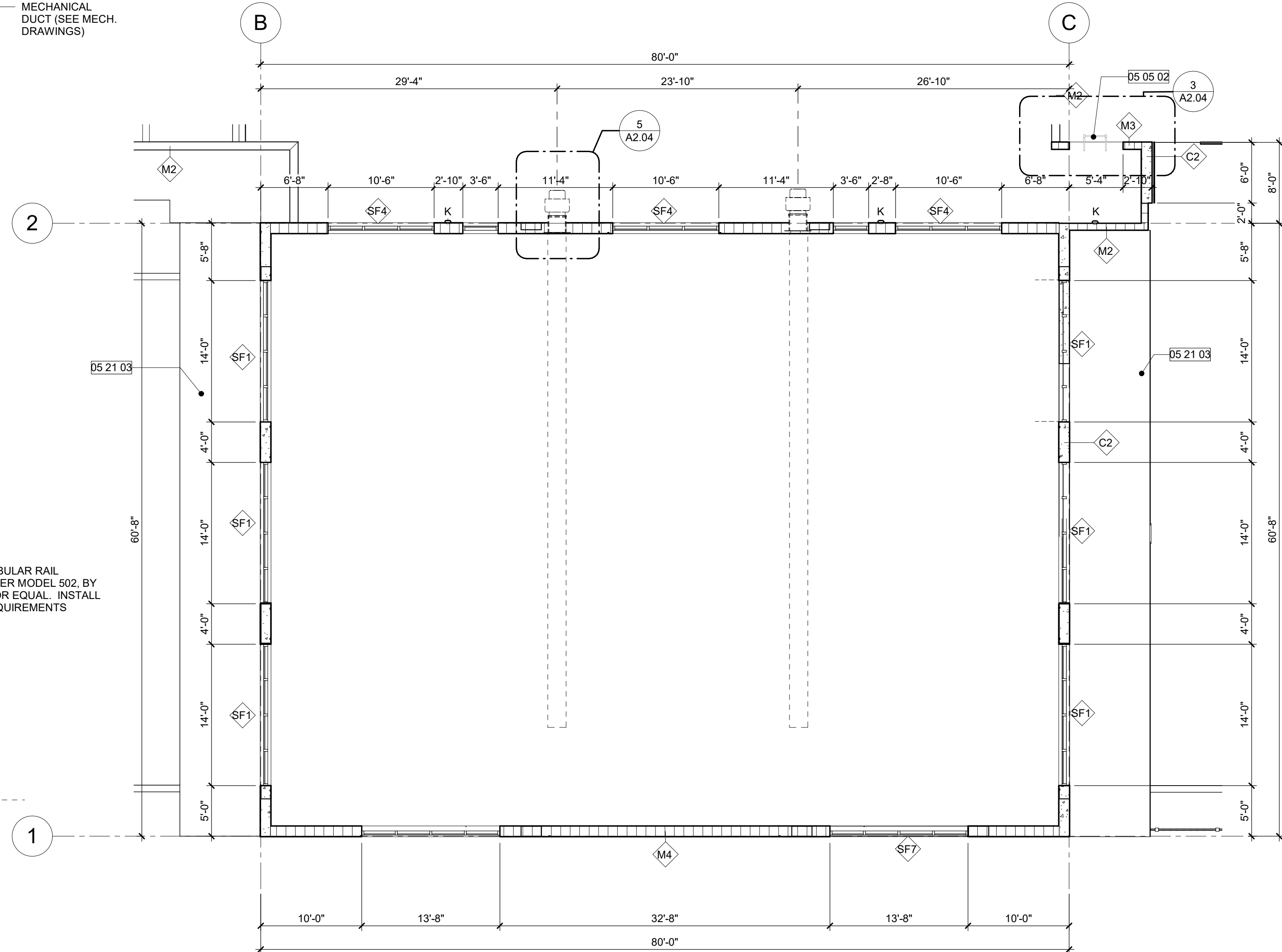
5 SIDEWALL MOUNTED EXHAUST FAN
1/2" = 1'-0"



2 ALUMINUM ACCESS LADDER- ELEVATION
1/2" = 1'-0"



4 ALUMINUM ACCESS LADDER - SECTION
1/2" = 1'-0"



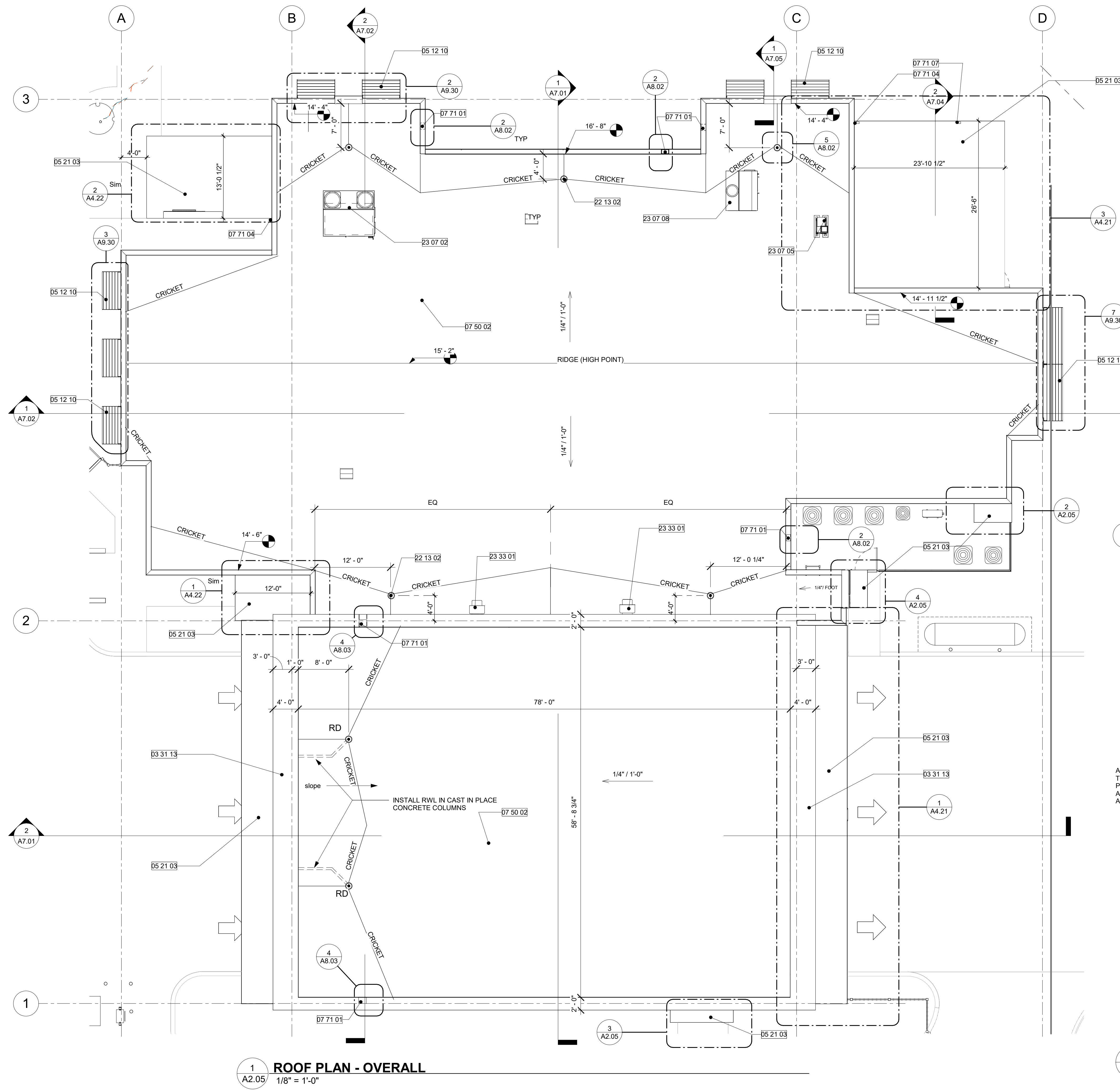
1 DIMENSION PLAN-UPPER APP BAY
1/8" = 1'-0"

THIS DOCUMENT IS THE PROPERTY OF CURRIE SOWARDS AGUILA ARCHITECTS INC. ALL RIGHTS ARE RESERVED. ANY POSSESSION, REPRODUCTION OR OTHER USE OF THIS DOCUMENT, WITHOUT THE WRITTEN CONSENT OF CURRIE SOWARDS AGUILA ARCHITECTS INC., IS PROHIBITED. 3/7/2025 12:50:58 PM

ISSUE FOR PERMIT

03.07.25

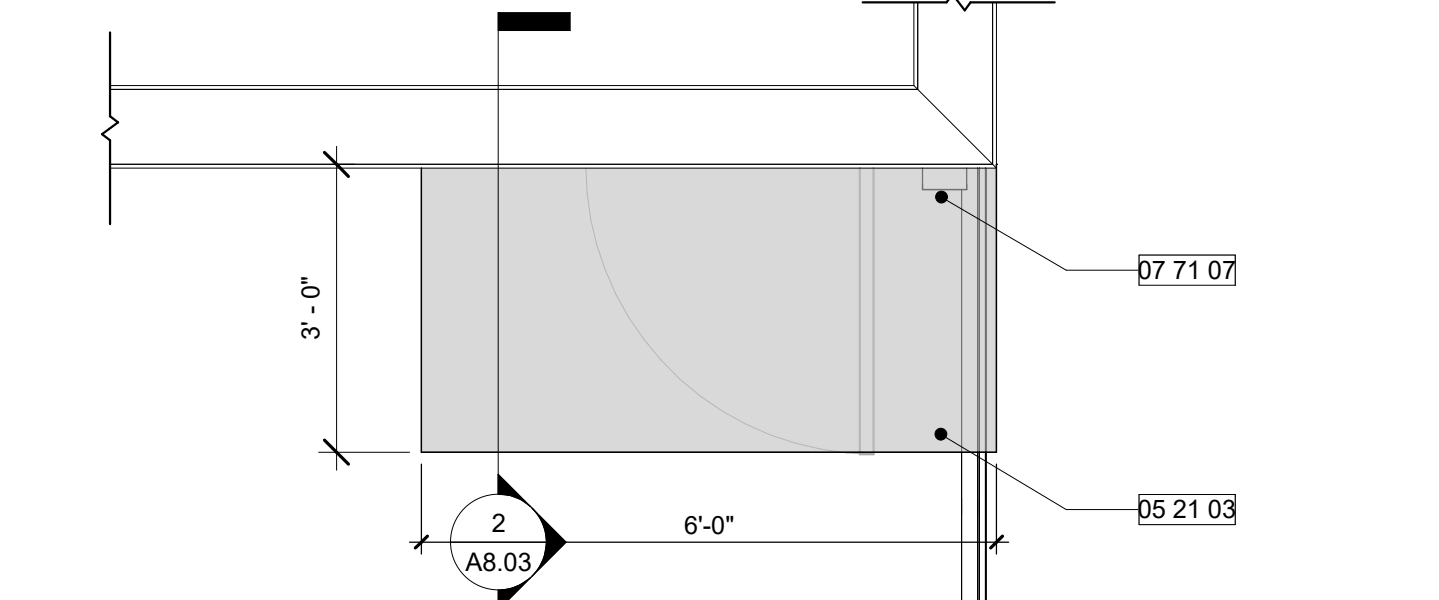
THIS DOCUMENT IS THE PROPERTY OF CURRIE SOWARDS AGUILA ARCHITECTS INC. ALL RIGHTS ARE RESERVED. ANY POSSESSION, REPRODUCTION OR OTHER USE OF THIS DOCUMENT, WITHOUT THE WRITTEN CONSENT OF CURRIE SOWARDS AGUILA ARCHITECTS INC., IS PROHIBITED. 3/7/2025 12:51:02 PM



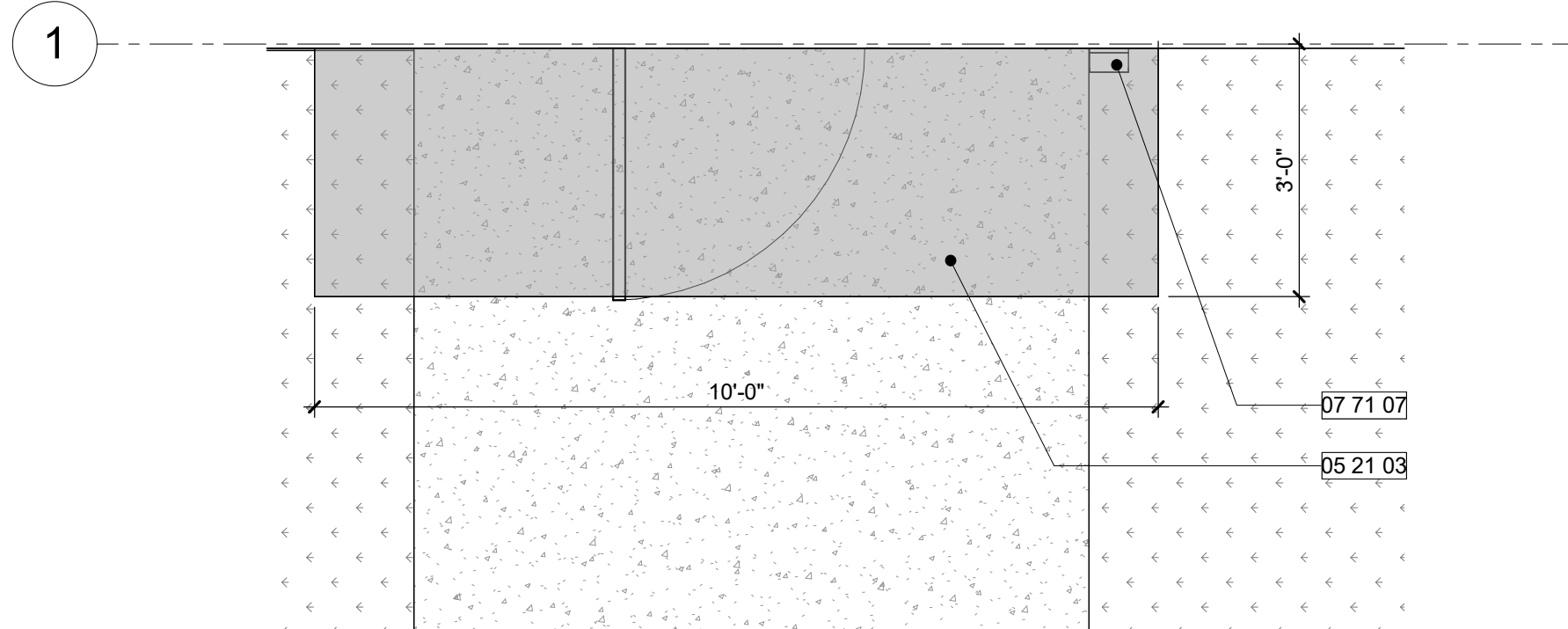
1
A2.05 **ROOF PLAN - OVERALL**
1/8" = 1'-0"

ROOF PLAN - NOTES	
1.	MAIN ROOF- BUILT UP ROOF SYSTEM BY JOHN MANSVILLE OR EQUAL. 5 PLY BUR BONDED TO INSULATION. SEE SPECIFICATIONS.
2.	INSULATION- MIN. R19 LIGHTWEIGHT INSULATING CONCRETE OVER METAL DECKING. SEE SPECIFICATIONS.
3.	PROVIDE MIAMI DADE/ FLORIDA PRODUCT APPROVALS FOR ALL ROOFS THAT MEET THE WIND PRESSURE REQUIREMENTS OF THE PROJECT. SEE STRUCTURAL DRAWINGS. SEE ENERGY CALCULATIONS FOR R VALUES THAT TOGETHER PROVIDE THE R19 VALUE OF THE ROOF.
4.	1/4" PER FOOT MINIMUM SLOPE AT ALL FLAT ROOFS.
5.	METAL ROOFS AND CANOPIES ARE BY SPECIALTY ENGINEER, SUBMIT SIGNED AND SEALED DRAWINGS.
6.	

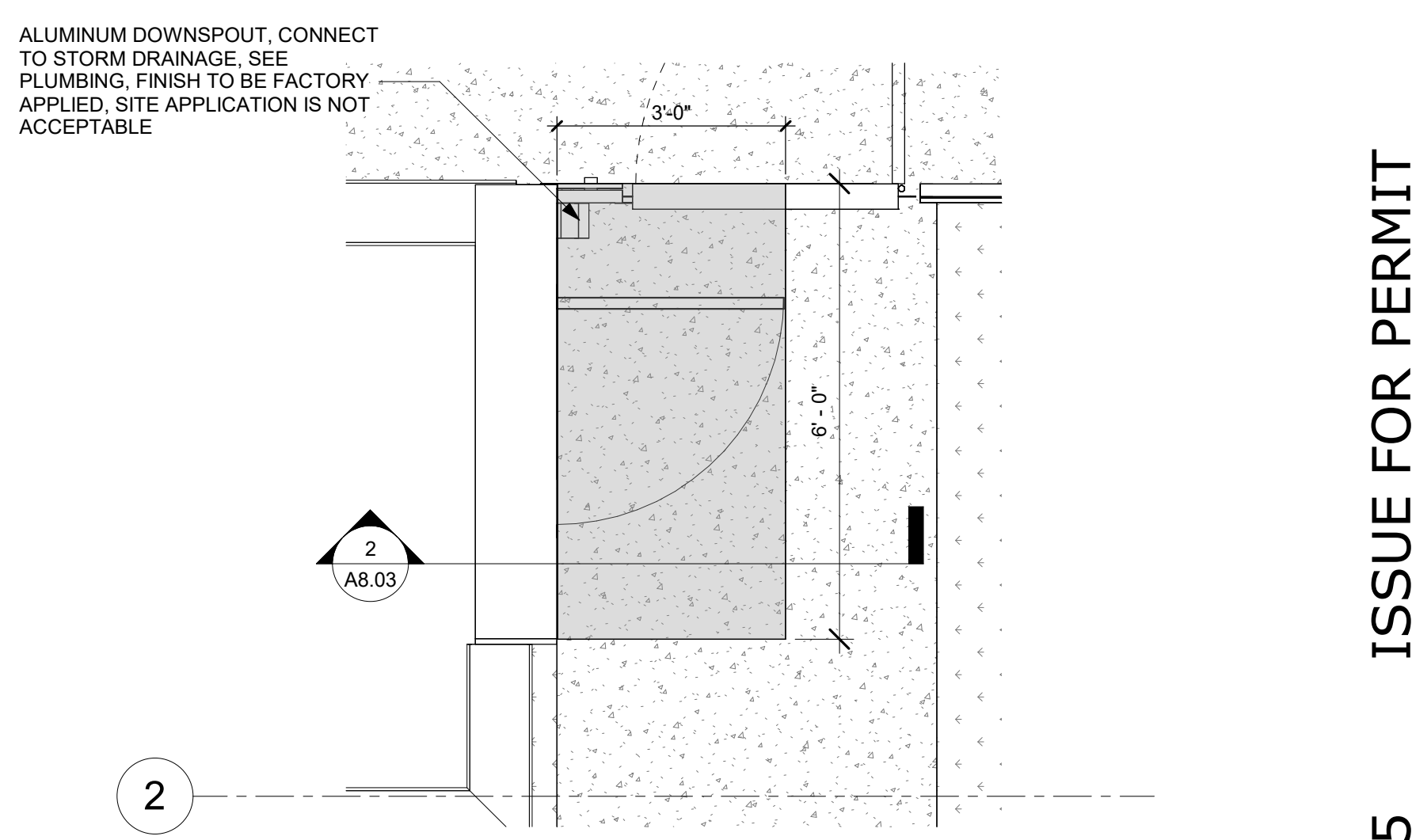
KEYNOTE LEGEND	
#	DESCRIPTION
03 31 13	CAST IN PLACE CONCRETE EYEBROW. SEE STRUCTURAL PLANS
05 12 10	PRE-ENGINEERED METAL SUN SHADE. SUBMIT SHOP DRAWINGS
05 21 03	PRE-ENGINEERED METAL CANOPY W/ INTERNAL GUTTER SYSTEM AND INTERNAL RWL. CONNECT TO STORM SYSTEM. SEE CIVIL AND PLUMBING
07 50 02	5 LAYER BUILT-UP BITUMINOUS ROOFING BY JOHN MANSVILLE OR EQUAL. SEE SPECIFICATIONS
07 71 01	OVERFLOW SCUPPER. SEE SPECS. COORDINATE LOCATION WITH ELEVATION FEATURES TYPICAL
07 71 04	ALUMINUM DOWNSPOUT. CONNECT TO STORM DRAINAGE. SEE PLUMBING. FINISH TO BE FACTORY APPLIED. SITE APPLICATION IS NOT ACCEPTABLE
07 71 07	ALUMINUM DOWNSPOUT WITH SPLASH BLOCKS
22 13 02	ROOF DRAIN. SEE DTL. (5 & 6)/A8.02 & PLUMBING DWGS
23 07 02	DEDICATED OUTDOOR AIR UNIT. SEE MECHANICAL DWGS.
23 07 05	KITCHEN EXHAUST FAN. SEE MECHANICAL PLANS
23 07 08	KITCHEN MECHANICAL EQUIPMENT. SEE MECHANICAL PLANS
23 33 01	WALL MOUNTED EXHAUST FAN. SEE MECHANICAL DWGS



2
A2.05 **ENLARGED- MECH. YARD CANOPY**
1/2" = 1'-0"



3
A2.05 **ENLARGED- APPARATUS BAY CANOPY**
1/2" = 1'-0"




4
A2.05 **ENLARGED - VESTIBULE CANOPY**
1/2" = 1'-0"



CURRIE SOWARDS AGUILA architects
Architecture, Planning, Interiors, & Sustainable Design
AA26001584
185 NE 4TH AVENUE SUITE 101
DELRAY BEACH, FL 33483
T: (561) 276-4951 F: (561) 243-8184
E-MAIL: office@csa-architects.com

ISSUED FOR:
FLEX SUB
DRC
SPA
BIDS
PERMIT
CONSTRUCTION
SEAL



JESS M. SOWARDS
AR0013205

PROJECT TITLE
PBCFR - FIRE STATION 24

2700 WESTGATE AVE.,
WEST PALM BEACH, FL.
33409

NUM.	DESCRIPTION	DATE

ISSUE FOR PERMIT


THESE DRAWINGS ARE PREPARED PER ESTABLISHED INDUSTRY STANDARDS AND REPRESENT THE ARCHITECT AND ENGINEERS DESIGN CONCEPT. THEY ARE NOT INTENDED TO PROVIDE EVERY DETAIL OR CONDITION REQUIRED TO CONSTRUCT THE BUILDING. THE CONTRACTOR THROUGH SUBMITTALS AND OTHER COORDINATION EFFORTS IS FULLY RESPONSIBLE FOR PROVIDING A COMPLETE AND OPERATIONAL BUILDING WHETHER INDICATED ON THE PLANS OR NOT.

DRAWING TITLE
ROOF PLAN

DATE: _____ DRAWN BY: CP
JOB NUMBER: 230103
DRAWING NUMBER:

A2.05

03.07.25



**CURRIE
SOWARDS
AGUILA**
architects

Architecture, Planning,
Interiors, &
Sustainable Design
AA26001584
185 NE 4TH AVENUE SUITE 101
DELRAY BEACH, FL 33483
T: (561) 276-4951 F: (561) 243-8184
E-MAIL: office@csa-architects.com

ISSUED FOR :

FLEX SUB

DRC

SPA

BIDS

PERMIT

CONSTRUCTION

SEAL



JESS M. SOWARDS
AR0013205

PROJECT TITLE

**PBCFR - FIRE
STATION 24**

2700 WESTGATE AVE.,
WEST PALM BEACH, FL.
33409

REVISIONS

NUM.	DESCRIPTION	DATE

THESE DRAWINGS ARE PREPARED PER ESTABLISHED INDUSTRY STANDARDS AND REPRESENT THE ARCHITECT AND ENGINEERS DESIGN CONCEPT. THEY ARE NOT INTENDED TO PROVIDE EVERY DETAIL OR CONDITION REQUIRED TO CONSTRUCT THE BUILDING. THE CONTRACTOR THROUGH SUBMITTALS AND OTHER COORDINATION EFFORTS IS FULLY RESPONSIBLE FOR PROVIDING A COMPLETE AND OPERATIONAL BUILDING WHETHER INDICATED ON THE PLANS OR NOT.

DRAWING TITLE

FINISH PLAN

DATE

DRAWN BY

CP

JOB NUMBER

230103

DRAWING NUMBER

A2.31

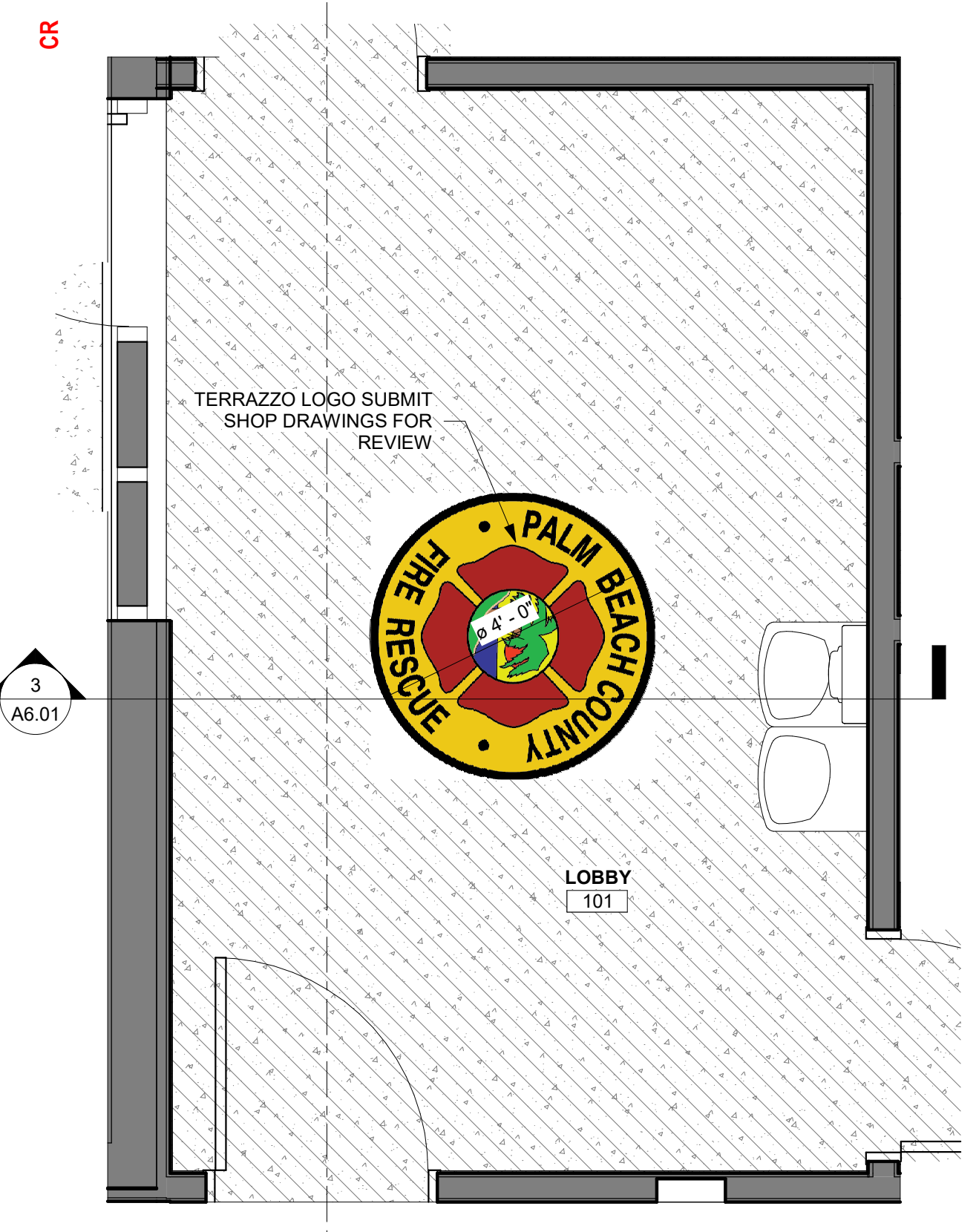
ISSUE FOR PERMIT

03.07.25

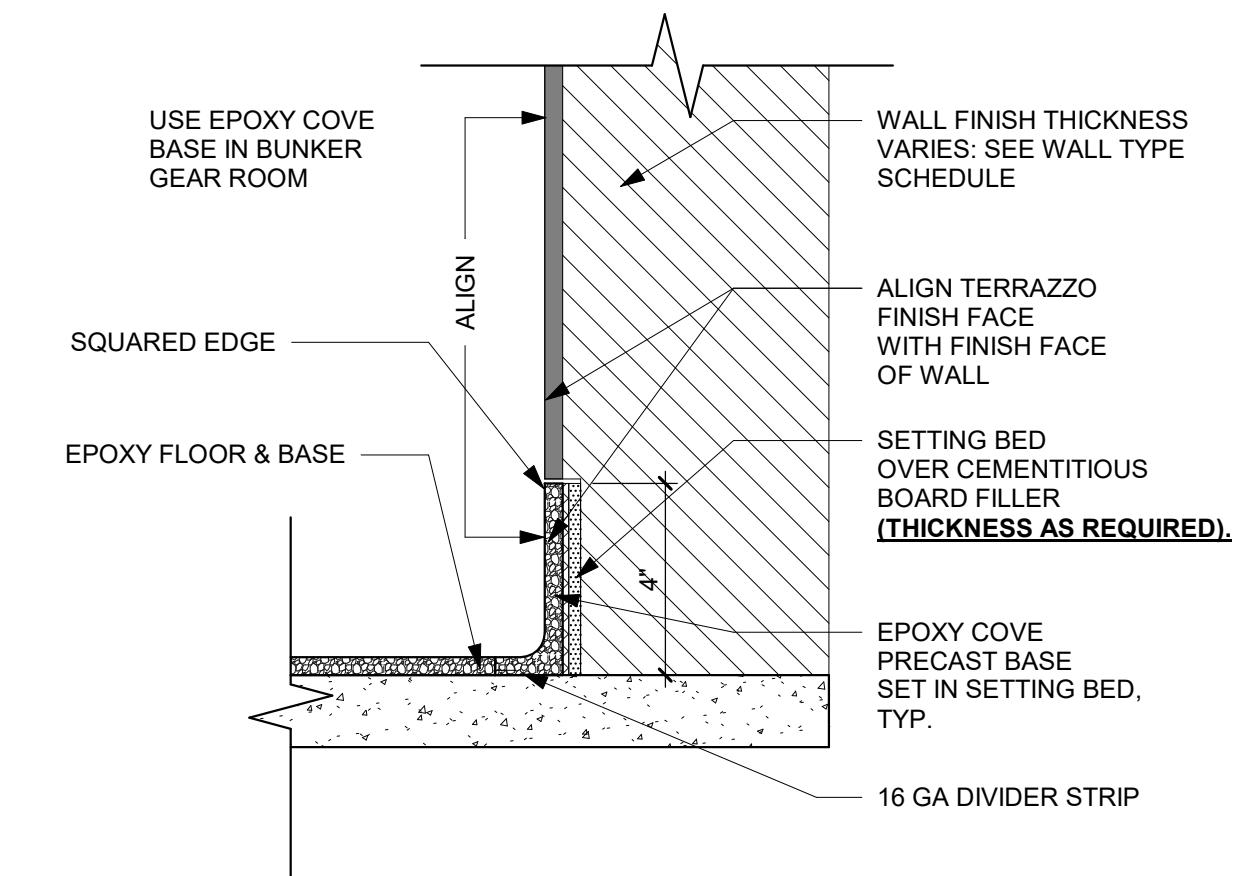
TYPE	DESCRIPTION	TYPE	DESCRIPTION
EJ	TERRAZZO FLOORING JOINT	WT-1	WINDOW TREATMENT (WT-1)
WALL - North Finish		TERRAZZO FLOORING (TZ-1)	
WALL - West Finish		EPOXY FLOORING (EPX-1)	
WALL - East Finish		RUBBER TILE FLOORING (RB-1)	
WALL - South Finish		VINYL FLOORING (ANTI-STATIC) (VT-1)	
CG	3" CORNER / EDGE GUARD		

NOTES:
WT-1 INDICATES WINDOW TREATMENT ON TAGGED EXTERIOR GLASS. COORDINATE SIZES WITH WINDOW OPENINGS. SIZE VARIES.

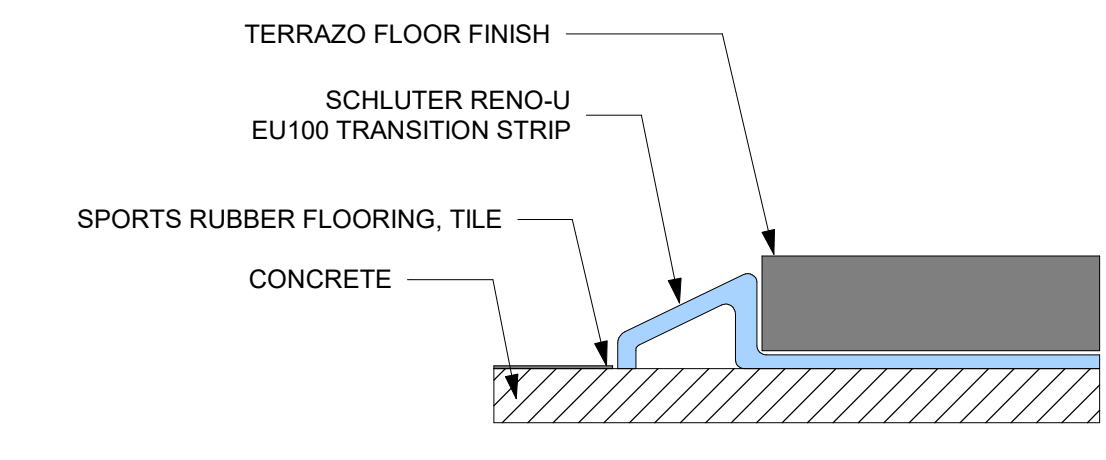
MARK	DESCRIPTION	MANUFACTURER
EPX-1	EPOXY FLOOR FINISH	SIKAFLOOR MORRITEX BROADCAST SYSTEM WITH SF315 WEAR ADDITIVE IN COLOR SILVER-GRAY.
LM-1	PLASTIC LAMINATE	FORMICA LAMINATE. COLOR: DANISH MAPLE
LM-2	NON COMBUSTIBLE ALUMINUM, COLOR - BLUE PEEL	MATCHLESS CABINETS
LM-3	PLASTIC LAMINATE	WHITE, MATTE
M-1	TEMPERED CLEAR GLASS MIRRORS	T.B.D.
MB-1	SOLID SURFACE CULTURED MARBLE SHOWER WALLS	INPRO - BIOPRISM SOLID SURFACE IN COLOR: DUSK P9781
PT-13	INT. WALL PAINT FINISH	SHERWIN WILLIAMS - 7004 SNOWBOUND
PT-14	INT. WALL PAINT FINISH	SHERWIN WILLIAMS - 6243 DISTANCE
PT-15	INT. WALL PAINT FINISH	SHERWIN WILLIAMS - 9561 GUILD GREY
PT-16	INT. WALL PAINT FINISH	SHERWIN WILLIAMS - 7582 SALUTE
PT-17	BLOCK FILLER WALL FINISH	SHERWIN WILLIAMS - 1 COAT PREP-RITE INTERIOR EXTERIOR LATEX BLOCK FILLER WITH TWO COATS PROMAR INTERIOR SERIES TOPCOAT. SEE CUTSHEET
RB-1	RUBBER TILE FLOOR FINISH	TARKETT TRIUMPH MULTI-FUNCTIONAL SPORTS RUBBER TILE AND 1/2" BASE IN L7 LUNAR EXPLORER (9.53 MM).
SC-1	SEALED CONCRETE FLOOR FINISH	SIKAFLOOR CURESEAL-W INTERIOR APPLICATION FORMULA / NATURAL FINISH. APPLY 2 COATS
SS-1	QUARTZ SOLID SURFACE	CAMBRIA, COLLECTION: SMITHFIELD
SS-2	STAINLESS STEEL	
TL-1	WALL TILE	FIRECLAY TILE, ORIGINAL CERAMIC, RAINY DAY, GLOSS, 6X12
TL-2	ACCENT COLOR WALL TILE	FIRECLAY TILE, NATURAL PRESS, CARMINE, GLOSS, 6X12
TZ-1	TERRAZZO RESIN SYSTEM IN COLOR TMH22-1998 (12.7 MM).	TERRAZZO&MARBLE SUPPLY COMPANY
VT-1	VINYL FLOOR	VINYL FLOOR - TARKETT IQ GRAINT SAFE-T 3052 697 YOGA CG
VT-2	VINYL BASE	TARKETT JOHNSONITE TRADITIONAL VINYL 6" 38 PEWTER CG



2 LOBBY SEAL
A2.31 1/2" = 1'-0"



4 TERRAZZO COVE BASE
A2.31 3" = 1'-0"



3 FLOOR TRANSITION
A2.31 3/4" = 1'-0"

1 FINISH PLAN
A2.31 1/8" = 1'-0"

THIS DOCUMENT IS THE PROPERTY OF CURRIE SOWARDS AGUILA ARCHITECTS INC. ALL RIGHTS ARE RESERVED. ANY POSSESSION, REPRODUCTION OR OTHER USE OF THIS DOCUMENT, WITHOUT THE WRITTEN CONSENT OF CURRIE SOWARDS AGUILA ARCHITECTS INC., IS PROHIBITED. 3/7/2025 12:51:19 PM

THIS DOCUMENT IS THE PROPERTY OF CURRIE SOWARDS AGUILA ARCHITECTS INC. ALL RIGHTS ARE RESERVED. ANY POSSESSION, REPRODUCTION OR OTHER USE OF THIS DOCUMENT, WITHOUT THE WRITTEN CONSENT OF CURRIE SOWARDS AGUILA ARCHITECTS INC., IS PROHIBITED. 3/7/2025 2:38:14 PM

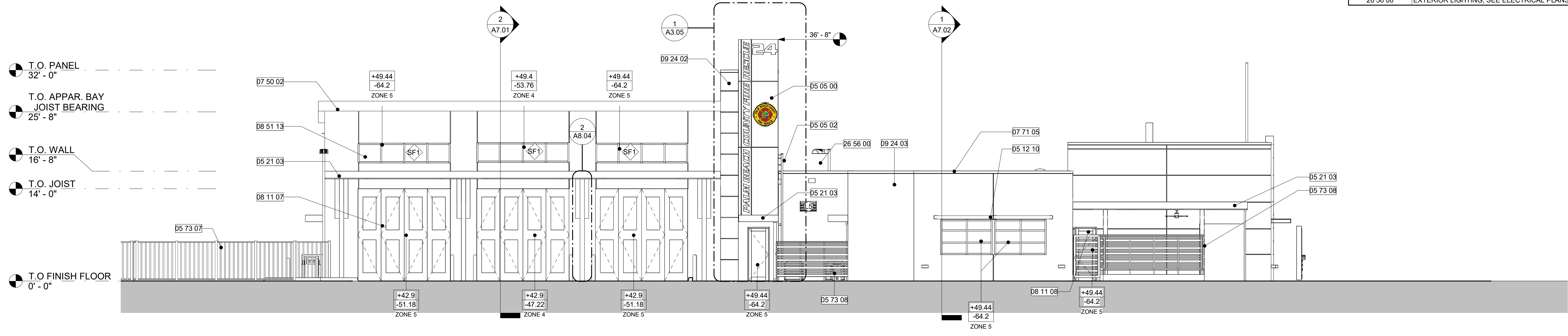

KEYNOTE LEGEND	
#	DESCRIPTION
05 05 00	ALUCOBOND METAL PANEL, INSTALL PER MANUF. REQUIREMENTS
05 05 02	HEAVY DUTY TUBULAR RAIL ALUMINUM LADDER MODEL 502, BY OKKEEF'S INC. OR EQUAL. INSTALL PER MANUF. REQUIREMENTS
05 12 10	PRE-ENGINEERED METAL SUN SHADE, SUBMIT SHOP DRAWINGS
05 21 03	PRE-ENGINEERED METAL CANOPY W/ INTERNAL GUTTER SYSTEM AND INTERNAL RWL, CONNECT TO STORM SYSTEM, SEE CIVIL AND PLUMBING
05 73 07	6' HIGH ALUMINUM PICKET FENCE AND SLIDING GATE, W/ BRONZE FINISH, SUBMIT SHOP DRAWINGS
05 73 08	DECORATIVE ALUMINUM METAL FENCE
07 50 02	5 LAYER BUILT-UP BITUMINOUS ROOFING BY JOHN MANSVILLE OR EQUAL, SEE SPECIFICATIONS
07 71 05	ALUMINUM COPING PAINTED WHITE, FINISH TO BE FACTORY APPLIED, SITE APPLICATION IS NOT ACCEPTABLE
08 11 07	IMPACT RESISTANT BIFOLD DOORS, LEVEL E
08 11 08	IMPACT RESISTANT STOREFRONT DOORS - LEVEL E
08 11 09	IMPACT RESISTANT STOREFRONT WINDOWS - LEVEL E
08 51 13	IMPACT RESISTANT ALUMINUM WINDOWS - LEVEL E
09 24 02	1-3/8" STUCCO WITH SQUARE SCORING (1" DEEP AND TALL), PAINTED SW 9168 ELEPHANT EAR, SMOOTH FINISH
09 24 03	SMOOTH STUCCO FINISH, SEE SPECS
23 33 01	WALL MOUNTED EXHAUST FAN, SEE MECHANICAL DWGS
26 56 00	EXTERIOR LIGHTING, SEE ELECTRICAL PLANS



CURRIE SOWARDS AGUILA architects
Architecture, Planning, Interiors, & Sustainable Design

AA26001584
 185 NE 4TH AVENUE SUITE 101
 DELRAY BEACH, FL 33483
 T: (561) 276-4951 F: (561) 243-8184
 E-MAIL: office@csa-architects.com

ISSUED FOR:
 FLEX SUB
 DRC
 SPA
 BIDS
 PERMIT
 CONSTRUCTION
 SEAL

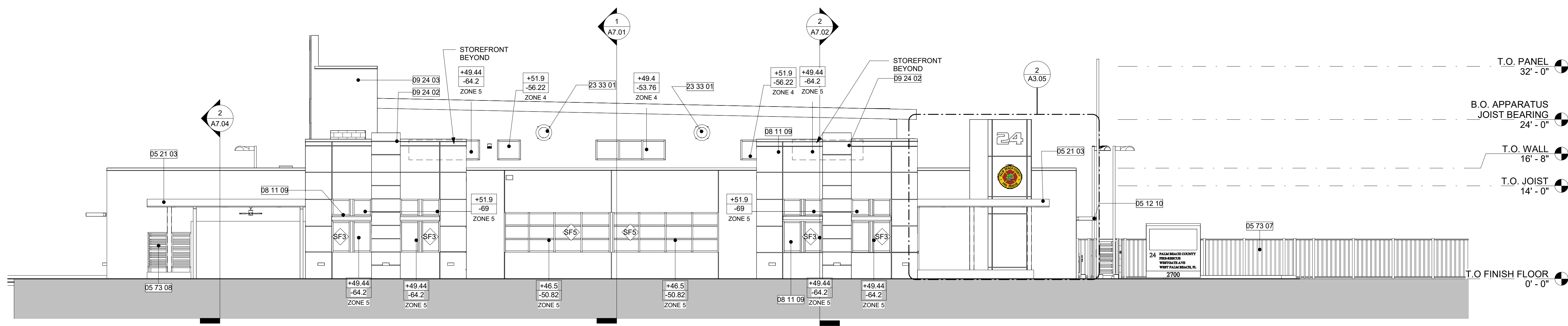


1 EXTERIOR ELEVATION - EAST
 A3.01 1/8" = 1'-0"

PROJECT TITLE
PBCFR - FIRE STATION 24

2700 WESTGATE AVE.,
 WEST PALM BEACH, FL.
 33409

NUM.	DESCRIPTION	DATE



2 EXTERIOR ELEVATION - NORTH
 A3.01 1/8" = 1'-0"

ISSUE FOR PERMIT

THESE DRAWINGS ARE PREPARED PER ESTABLISHED INDUSTRY STANDARDS AND REPRESENT THE ARCHITECT AND ENGINEERS DESIGN CONCEPT. THEY ARE NOT INTENDED TO PROVIDE EVERY DETAIL OR CONDITION REQUIRED TO CONSTRUCT THE BUILDING. THE CONTRACTOR THROUGH SUBMITTALS AND OTHER COORDINATION EFFORTS IS FULLY RESPONSIBLE FOR PROVIDING A COMPLETE AND OPERATIONAL BUILDING WHETHER INDICATED ON THE PLANS OR NOT.

DRAWING TITLE
BUILDING ELEVATIONS

DATE: | DRAWN BY:
 | CP

JOB NUMBER
 230103
 DRAWING NUMBER
A3.01

03.07.25

#	DESCRIPTION
05 05 11	METAL BRACKETS, SEE STRUCTURAL
05 12 10	PRE-ENGINEERED METAL SUN SHADE, SUBMIT SHOP DRAWINGS
05 21 03	PRE-ENGINEERED METAL CANOPY W/ INTERNAL GUTTER SYSTEM AND INTERNAL RWL, CONNECT TO STORM SYSTEM, SEE CIVIL AND PLUMBING, SUBMIT SHOP DRAWINGS
05 73 07	6' HIGH ALUMINUM PICKET FENCE AND SLIDING GATE, W/ BRONZE FINISH, SUBMIT SHOP DRAWINGS
07 50 02	5 LAYER BUILT-UP BITUMINOUS ROOFING BY JOHN MANSVILLE OR EQUAL, SEE SPECIFICATIONS
07 71 05	ALUMINUM COPING PAINTED WHITE, FINISH TO BE FACTORY APPLIED, SITE APPLICATION IS NOT ACCEPTABLE
08 11 08	IMPACT RESISTANT STOREFRONT DOORS - LEVEL E
08 11 09	IMPACT RESISTANT STOREFRONT WINDOWS - LEVEL E
08 11 10	IMPACT RESISTANT HOLLOW METAL DOOR
08 51 13	IMPACT RESISTANT ALUMINUM WINDOWS - LEVEL E
08 91 01	FIXED ALUMINUM LOUVER, SEE MECHANICAL PLANS FOR SIZES.
09 24 03	SMOOTH STUCCO FINISH, SEE SPECS
10 75 01	FLAGPOLE
26 56 00	EXTERIOR LIGHTING, SEE ELECTRICAL PLANS



**CURRIE
SOWARDS
AGUILU**
architects
*Architecture, Planning,
Interiors, &
Sustainable Design*
AA26001584
185 NE 4TH AVENUE SUITE 101
DELRAY BEACH, FL 33483
T: (561) 276-4951 F: (561) 243-8184
E-MAIL: office@csa-architects.com

ISSUED FOR:
FLEX SUB
DRC
SPA
BIDS
PERMIT
CONSTRUCTION
SEAL



JESS M. SOWARDS
AR0013205

PROJECT TITLE
**PBCFR - FIRE
STATION 24**

2700 WESTGATE AVE.,
WEST PALM BEACH, FL.
33409

NUM.	DESCRIPTION	DATE

ISSUE FOR PERMIT

THESE DRAWINGS ARE PREPARED PER ESTABLISHED INDUSTRY STANDARDS AND REPRESENT THE ARCHITECT AND ENGINEERS DESIGN CONCEPT. THEY ARE NOT INTENDED TO PROVIDE EVERY DETAIL OR CONDITION REQUIRED TO CONSTRUCT THE BUILDING. THE CONTRACTOR THROUGH SUBMITTALS AND OTHER COORDINATION EFFORTS IS FULLY RESPONSIBLE FOR PROVIDING A COMPLETE AND OPERATIONAL BUILDING WHETHER INDICATED ON THE PLANS OR NOT.

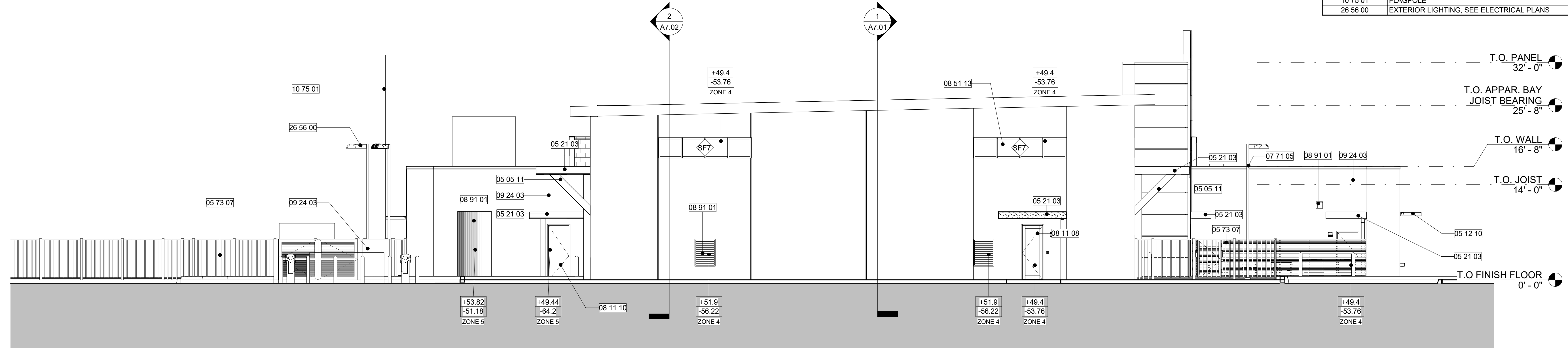
DRAWING TITLE
**BUILDING
ELEVATIONS**

DATE: | DRAWN BY:
| CP

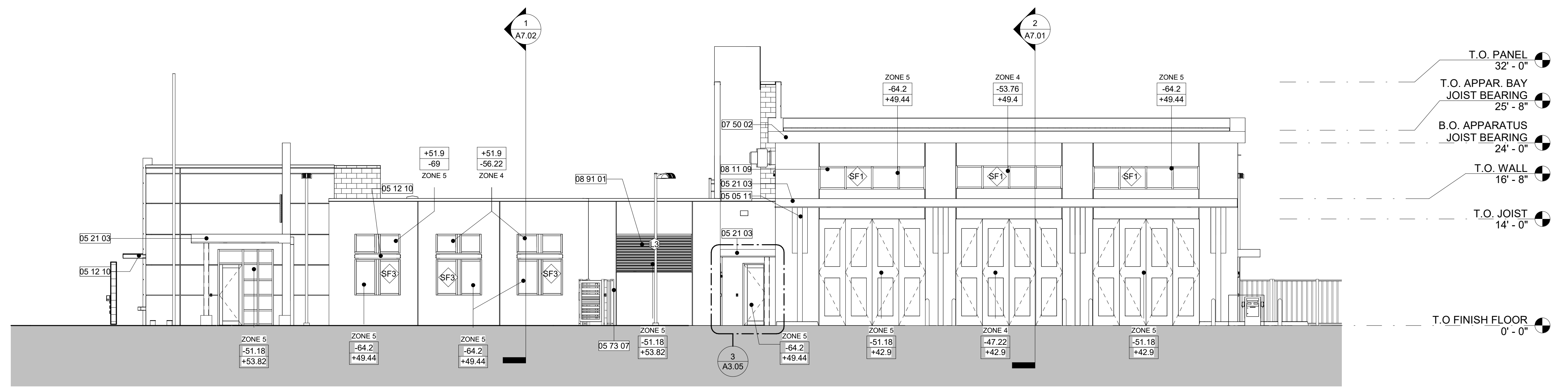
JOB NUMBER
230103
DRAWING NUMBER

A3.02

03.07.25



1
A3.02 **EXTERIOR ELEVATION - SOUTH**
1/8" = 1'-0"



2
A3.02 **EXTERIOR ELEVATION - WEST**
1/8" = 1'-0"

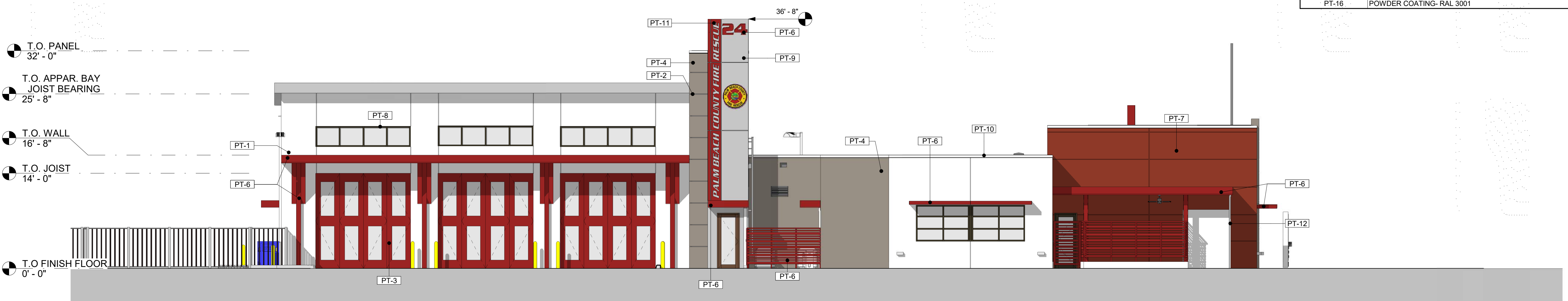

THIS DOCUMENT IS THE PROPERTY OF CURRIE SOWARDS AGUILU ARCHITECTS INC. ALL RIGHTS ARE RESERVED. ANY POSSESSION, REPRODUCTION OR OTHER USE OF THIS DOCUMENT, WITHOUT THE WRITTEN CONSENT OF CURRIE SOWARDS AGUILU ARCHITECTS INC., IS PROHIBITED.
3/7/2025 11:19:21 PM

FINISH SPECIFICATIONS - EXTERIOR	
MARK	DESCRIPTION
PT-1	SMOOTH STUCCO FINISH-PEARLY WHITE SW 7009
PT-2	1-3/8" STUCCO WITH SQUARE (1" DEEP AND TALL), PAINTED SW 9168 ELEPHANT EAR, SMOOTH FINISH
PT-3	POWDER COATING- RAL 3001
PT-4	ELEPHANT EAR SW 9168
PT-5	CLEAR ANODIZED MILL FINISH
PT-6	MATCH FOUR FOLD DOOR RAL 3001
PT-7	1-3/8" STUCCO WITH SQUARE SCORING (3/4" DEEP AND TALL), PAINTED SW 2916 RED PRAIRIE, CAT-LACE TEXTURE FINISH
PT-8	ALUMINUM BRONZE FINISH, MATCH ALL BRAKE METAL AS REQUIRED
PT-9	ALUCOBOND OR EQUAL METAL PANEL, CLEAR ANODIZED FINISH
PT-10	ALUMINUM COPING- PAINTED WHITE
PT-11	ALUCOBOND OR EQUAL METAL PANEL, MATCH RAL 3001
PT-12	ALUMINUM DOWNSPOUT- PAINTED WHITE
PT-13	ALUMINUM PICKET FENCE W/ BRONZE FINISH
PT-16	POWDER COATING- RAL 3001

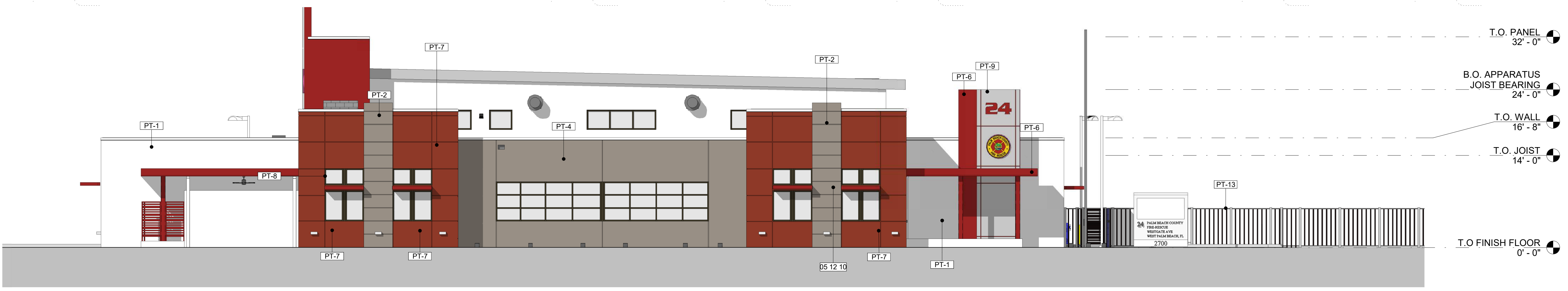


CURRIE SOWARDS AGUILU architects
 Architecture, Planning, Interiors, & Sustainable Design
 AA26001584
 185 NE 4TH AVENUE SUITE 101 DELRAY BEACH, FL 33483
 T:(561) 276-4951 F:(561) 243-8184
 E-MAIL: office@csa-architects.com

ISSUED FOR:
 FLEX SUB
 DRC
 SPA
 BIDS
 PERMIT
 CONSTRUCTION



1 **EXTERIOR ELEVATION - EAST (MATERIALS)**
 A3.03 1/8" = 1'-0"



2 **EXTERIOR ELEVATION - NORTH (MATERIALS)**
 A3.03 1/8" = 1'-0"

PROJECT TITLE
PBCFR - FIRE STATION 24

2700 WESTGATE AVE.,
 WEST PALM BEACH, FL.
 33409

NUM.	DESCRIPTION	DATE

THESE DRAWINGS ARE PREPARED PER ESTABLISHED INDUSTRY STANDARDS AND REPRESENT THE ARCHITECT AND ENGINEERS DESIGN CONCEPT. THEY ARE NOT INTENDED TO PROVIDE EVERY DETAIL OR CONDITION REQUIRED TO CONSTRUCT THE BUILDING. THE CONTRACTOR THROUGH SUBMITTALS AND OTHER COORDINATION EFFORTS IS FULLY RESPONSIBLE FOR PROVIDING A COMPLETE AND OPERATIONAL BUILDING WHETHER INDICATED ON THE PLANS OR NOT.

DRAWING TITLE
COLORED ELEVATIONS

DATE: | DRAWN BY: CP
 JOB NUMBER: 230103
 DRAWING NUMBER:

A3.03

03.07.25 ISSUE FOR PERMIT

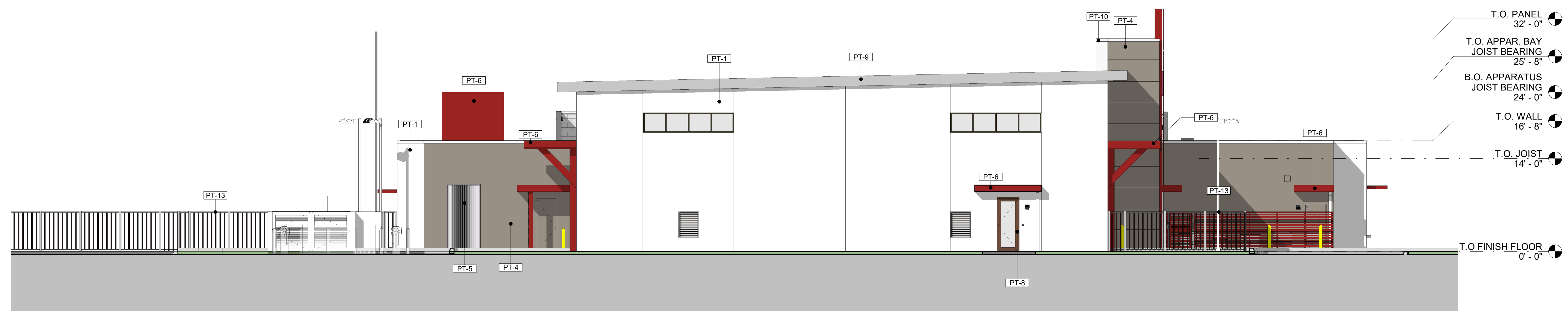

THIS DOCUMENT IS THE PROPERTY OF CURRIE SOWARDS AGUILU ARCHITECTS INC. ALL RIGHTS ARE RESERVED. ANY POSSESSION, REPRODUCTION OR OTHER USE OF THIS DOCUMENT, WITHOUT THE WRITTEN CONSENT OF CURRIE SOWARDS AGUILU ARCHITECTS INC., IS PROHIBITED. 3/7/2025 12:52:15 PM

FINISH SPECIFICATIONS - EXTERIOR	
MARK	DESCRIPTION
PT-1	SMOOTH STUCCO FINISH-PEARLY WHITE SW 7009
PT-2	1-3/8" STUCCO WITH SQUARE (1" DEEP AND TALL), PAINTED SW 9168 ELEPHANT EAR, SMOOTH FINISH
PT-3	POWDER COATING- RAL 3001
PT-4	ELEPHANT EAR SW 9168
PT-5	CLEAR ANODIZED MILL FINISH
PT-6	MATCH FOUR FOLD DOOR RAL 3001
PT-7	1-3/8" STUCCO WITH SQUARE SCORING (3/4" DEEP AND TALL), PAINTED SW 2916 RED PRAIRIE, CAT-LACE TEXTURE FINISH
PT-8	ALUMINUM BRONZE FINISH, MATCH ALL BRAKE METAL AS REQUIRED
PT-9	ALUCOBOND OR EQUAL METAL PANEL, CLEAR ANODIZED FINISH
PT-10	ALUMINUM COPING- PAINTED WHITE
PT-11	ALUCOBOND OR EQUAL METAL PANEL, MATCH RAL 3001
PT-12	ALUMINUM DOWNSPOUT- PAINTED WHITE
PT-13	ALUMINUM PICKET FENCE W/ BRONZE FINISH
PT-16	POWDER COATING- RAL 3001



CURRIE SOWARDS AGUILÁ architects
 Architecture, Planning, Interiors, & Sustainable Design
 AA26001584
 185 NE 4TH AVENUE SUITE 101 DELRAY BEACH, FL 33483
 T: (561) 276-4951 F: (561) 243-8184 E-MAIL: office@csa-architects.com

ISSUED FOR :
 FLEX SUB
 DRC
 SPA
 BIDS
 PERMIT
 CONSTRUCTION
 SEAL



1
 A3.04
EXTERIOR ELEVATION - SOUTH (MATERIALS)
 1/8" = 1'-0"



2
 A3.04
EXTERIOR ELEVATION - WEST (MATERIALS)
 1/8" = 1'-0"

PROJECT TITLE
PBCFR - FIRE STATION 24

2700 WESTGATE AVE., WEST PALM BEACH, FL. 33409

NUM.	DESCRIPTION	DATE

ISSUE FOR PERMIT

THESE DRAWINGS ARE PREPARED PER ESTABLISHED INDUSTRY STANDARDS AND REPRESENT THE ARCHITECT AND ENGINEERS DESIGN CONCEPT. THEY ARE NOT INTENDED TO PROVIDE EVERY DETAIL OR CONDITION REQUIRED TO CONSTRUCT THE BUILDING. THE CONTRACTOR THROUGH SUBMITTALS AND OTHER COORDINATION EFFORTS IS FULLY RESPONSIBLE FOR PROVIDING A COMPLETE AND OPERATIONAL BUILDING WHETHER INDICATED ON THE PLANS OR NOT.

DRAWING TITLE
COLORED ELEVATIONS

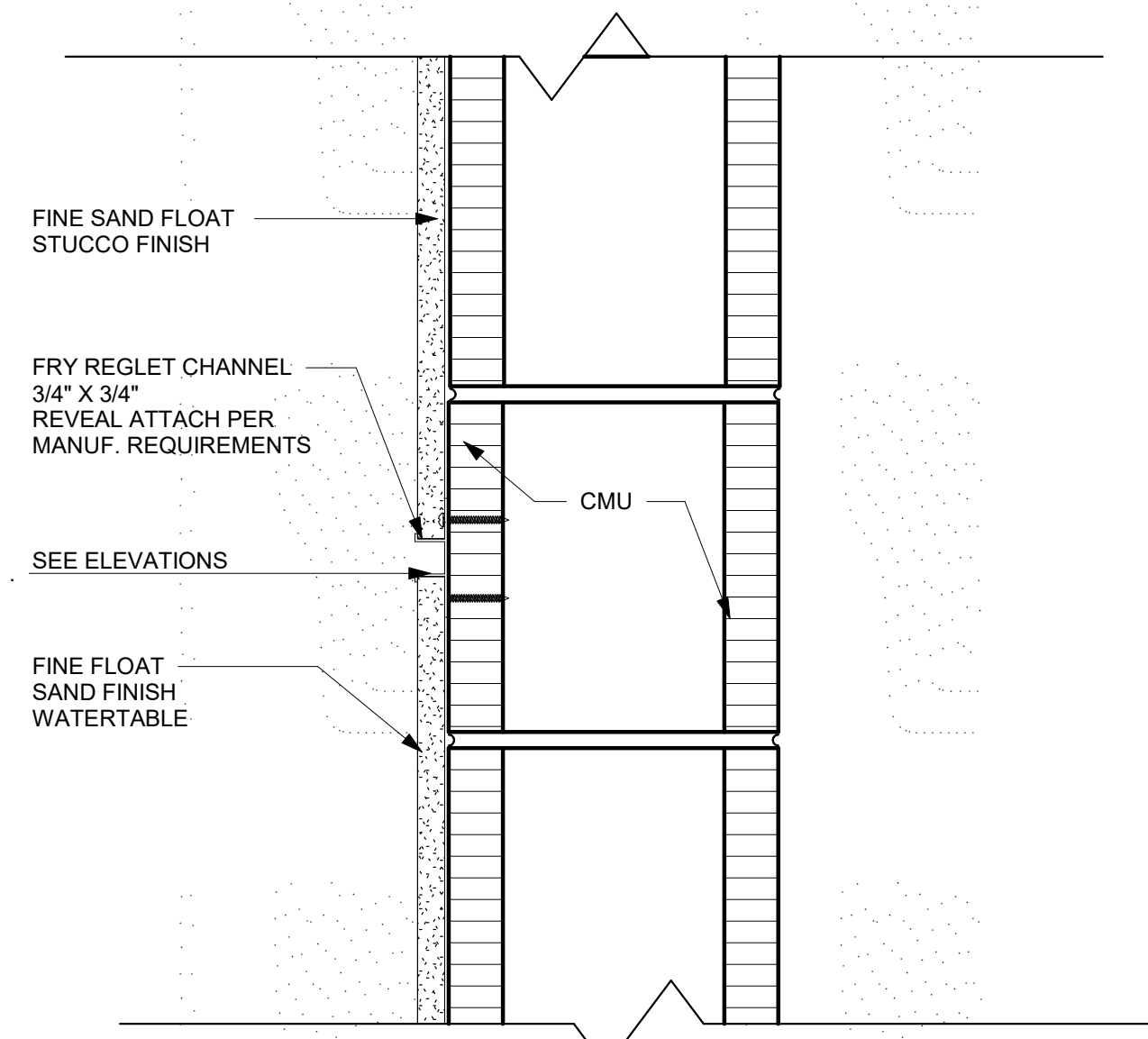
DATE: _____ DRAWN BY: CP
 JOB NUMBER: 230103
 DRAWING NUMBER:

A3.04

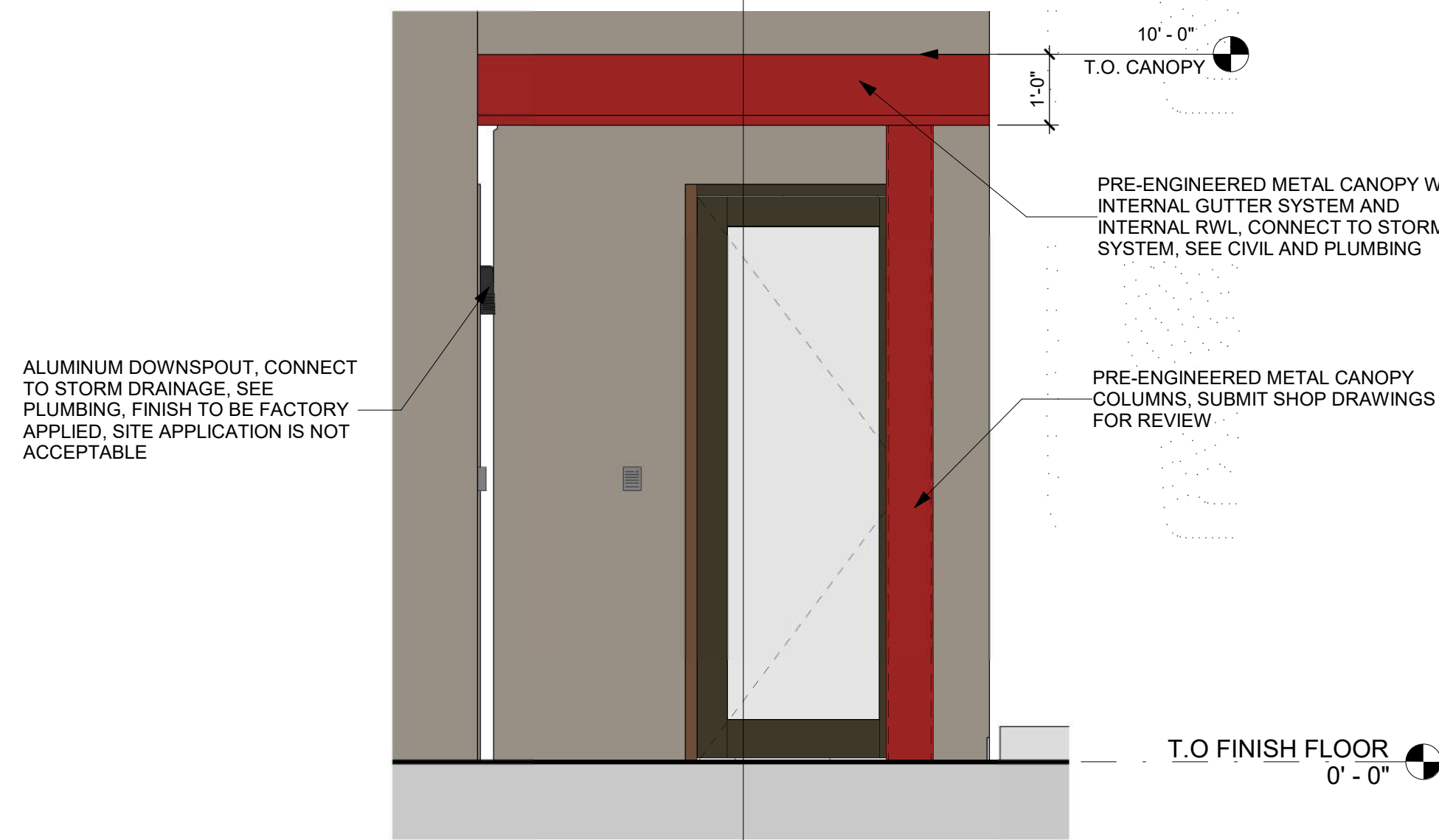
03.07.25

THIS DOCUMENT IS THE PROPERTY OF CURRIE SOWARDS AGUILÁ ARCHITECTS INC. ALL RIGHTS ARE RESERVED. ANY POSSESSION, REPRODUCTION OR OTHER USE OF THIS DOCUMENT, WITHOUT THE WRITTEN CONSENT OF CURRIE SOWARDS AGUILÁ ARCHITECTS INC., IS PROHIBITED.
 3/7/2025 11:17:58 PM


THIS DOCUMENT IS THE PROPERTY OF CURRIE SOWARDS AGUILA ARCHITECTS INC. ALL RIGHTS ARE RESERVED. ANY POSSESSION, REPRODUCTION OR OTHER USE OF THIS DOCUMENT, WITHOUT THE WRITTEN CONSENT OF CURRIE SOWARDS AGUILA ARCHITECTS INC., IS PROHIBITED. 3/7/2025 12:52:37 PM



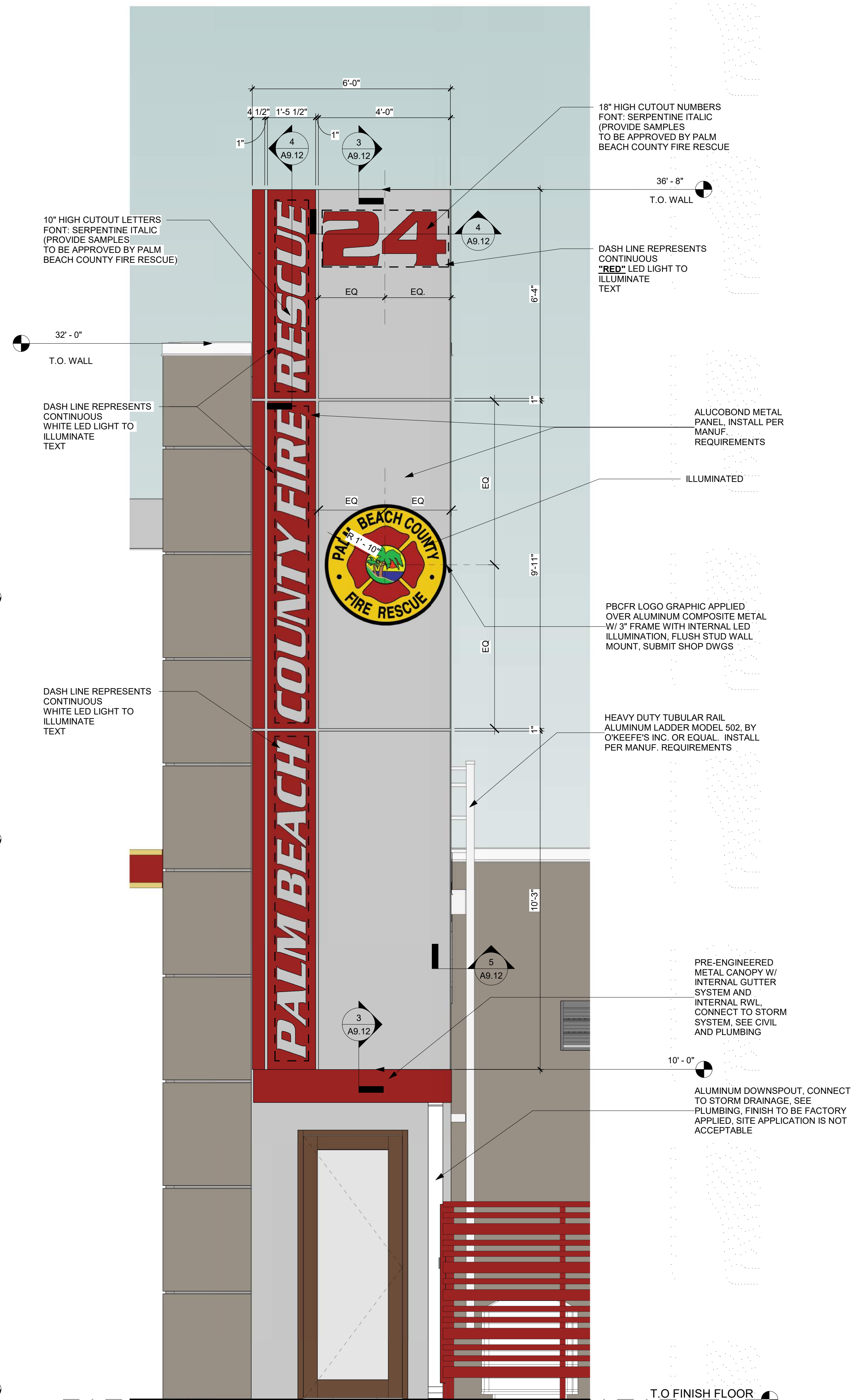
4 STUCCO REVEAL
A3.05 3" = 1'-0"




3 WEST APPARATUS BAY CANOPY
A3.05 1/2" = 1'-0"



2 MAIN ENTRANCE
A3.05 1/2" = 1'-0"



1 ENLARGED SEMINOLE TOWER
A3.05 1/2" = 1'-0"



CURRIE SOWARDS AGUILA architects

Architecture, Planning, Interiors, & Sustainable Design

AA26001584
185 NE 4TH AVENUE SUITE 101
DELRAY BEACH, FL 33483

T: (561) 276-4951 F: (561) 243-8184
E-MAIL: office@csa-architects.com

ISSUED FOR:

- FLEX SUB
- DRC
- SPA
- BIDS
- PERMIT
- CONSTRUCTION
- SEAL



JESS M. SOWARDS
AR0013205

PROJECT TITLE

PBCFR - FIRE STATION 24

2700 WESTGATE AVE.,
WEST PALM BEACH, FL.
33409

REVISIONS

NUM.	DESCRIPTION	DATE

THESE DRAWINGS ARE PREPARED PER ESTABLISHED INDUSTRY STANDARDS AND REPRESENT THE ARCHITECT AND ENGINEERS DESIGN CONCEPT. THEY ARE NOT INTENDED TO PROVIDE EVERY DETAIL OR CONDITION REQUIRED TO CONSTRUCT THE BUILDING. THE CONTRACTOR THROUGH SUBMITTALS AND OTHER COORDINATION EFFORTS IS FULLY RESPONSIBLE FOR PROVIDING A COMPLETE AND OPERATIONAL BUILDING WHETHER INDICATED ON THE PLANS OR NOT.

DRAWING TITLE

ENLARGED ELEVATIONS

DATE | DRAWN BY
| CP

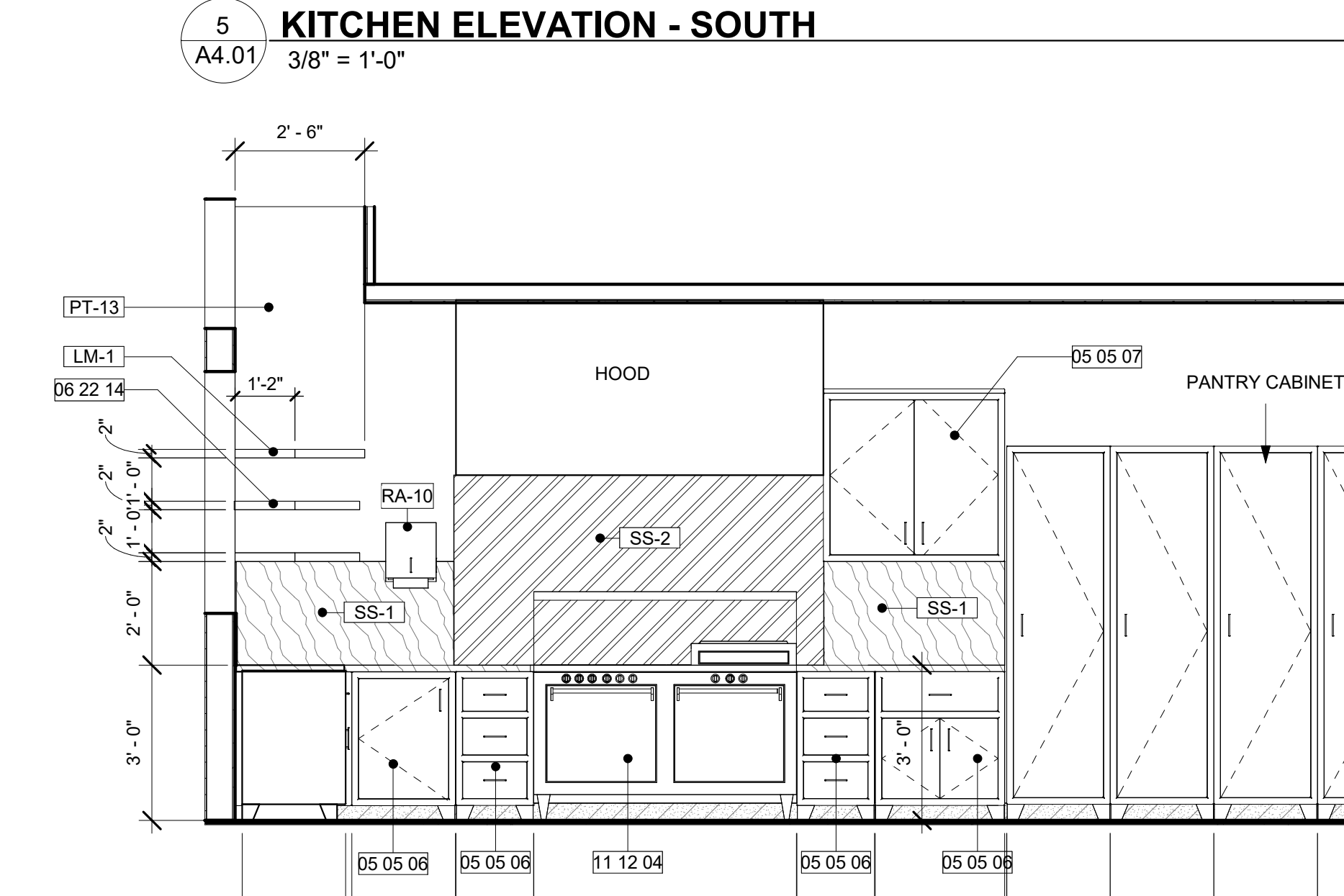
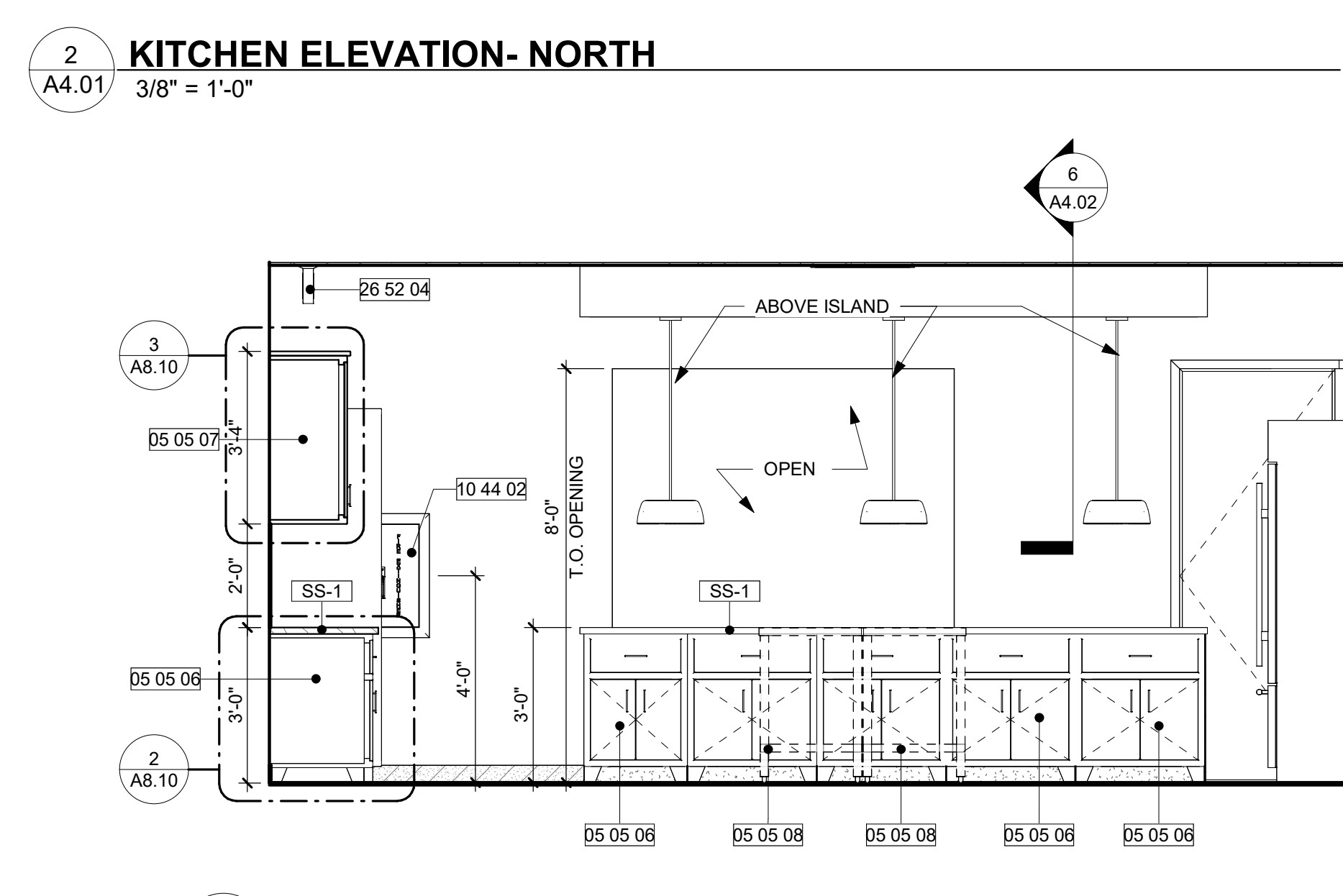
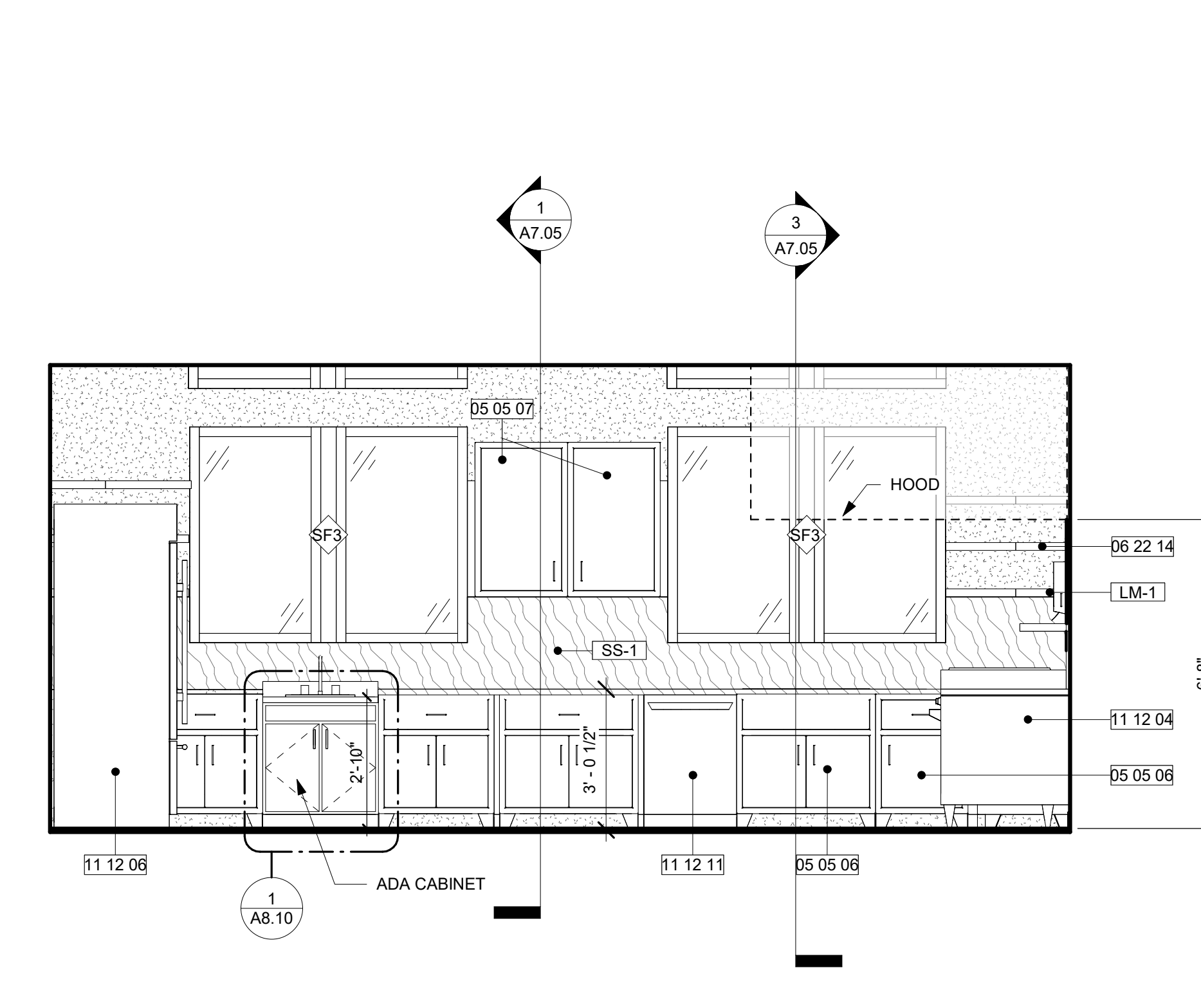
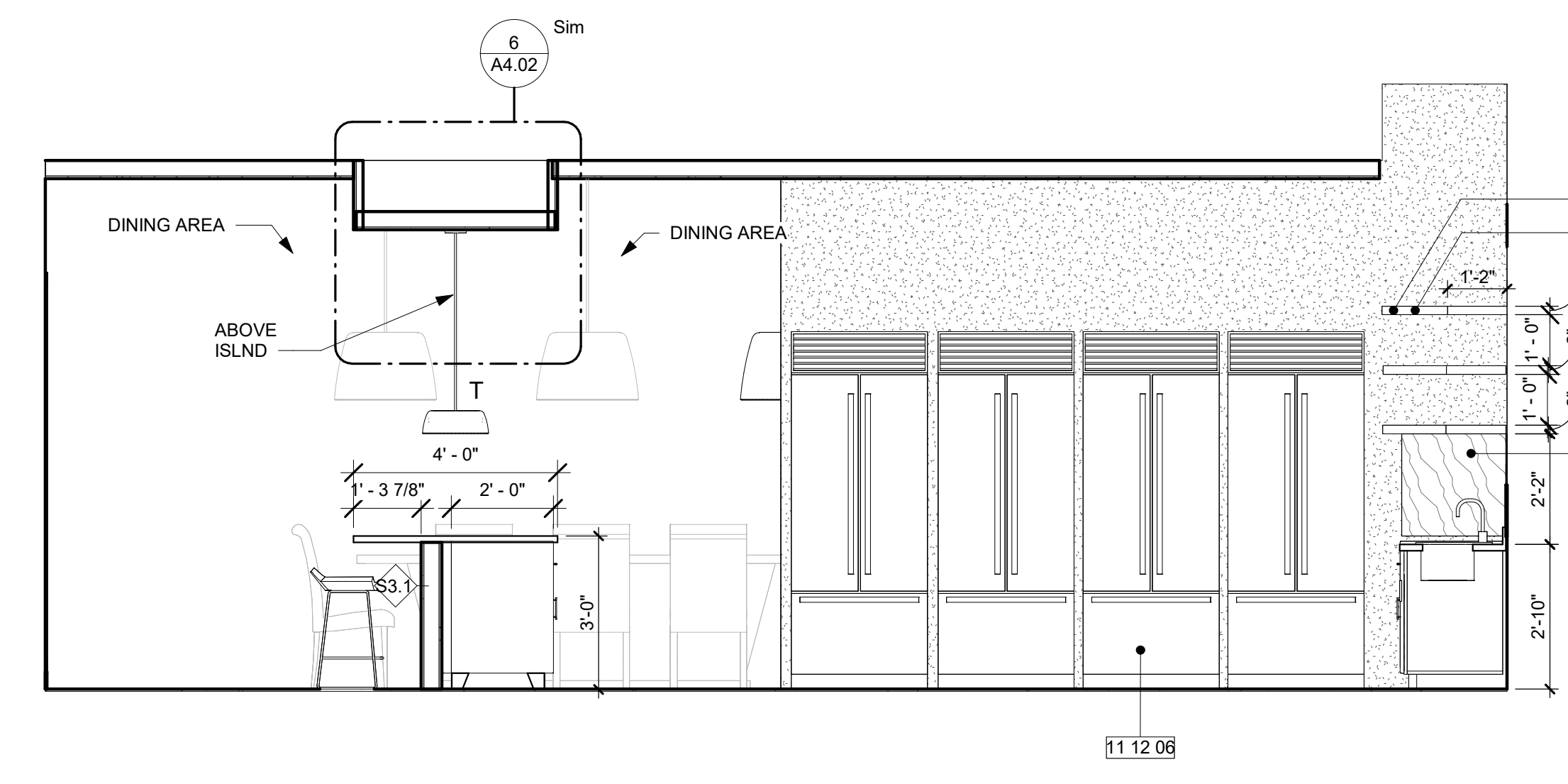
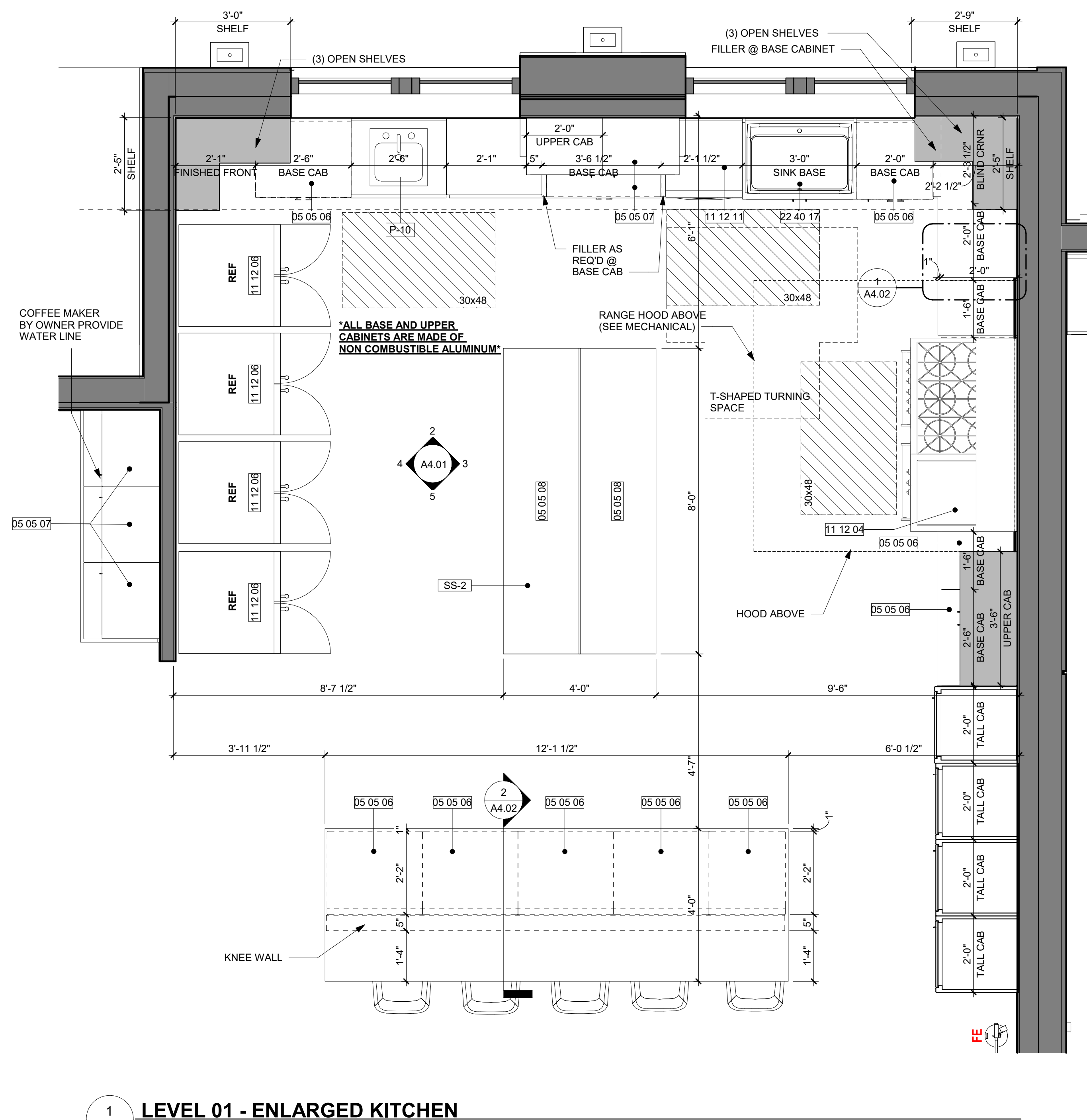
JOB NUMBER
230103

DRAWING NUMBER

A3.05

03.07.25 ISSUE FOR PERMIT

THIS DOCUMENT IS THE PROPERTY OF CURRIE SOWARDS AGUILA ARCHITECTS INC. ALL RIGHTS ARE RESERVED. ANY POSSESSION, REPRODUCTION OR OTHER USE OF THIS DOCUMENT, WITHOUT THE WRITTEN CONSENT OF CURRIE SOWARDS AGUILA ARCHITECTS INC., IS PROHIBITED. 3/7/2025 1:23:43 PM



FINISH SPECIFICATIONS - INTERIOR		
MARK	DESCRIPTION	MANUFACTURER
LM-1	PLASTIC LAMINATE	FORMICA LAMINATE, COLOR: DANISH MAPLE
LM-2	NON COMBUSTIBLE ALUMINUM, COLOR - BLUE PEEL	MATCHLESS CABINETS
PT-13	INT WALL PAINT FINISH	SHERWIN WILLIAMS - 7004 SNOWBOUND
RB-1	RUBBER TILE FLOOR FINISH	TARKETT TRIUMPH MULTI-FUNCTIONAL SPORTS RUBBER TILE AND 12" BASE IN LD7 LUNAR EXPLORER (9.53 MM).
SC-1	SEALED CONCRETE FLOOR FINISH	SIKAFLOOR CURESEAL-W INTERIOR APPLICATION FORMULA / NATURAL FINISH. APPLY 2 COATS
SS-1	QUARTZ SOLID SURFACE	CAMBRIA, COLLECTION: SMITHFIELD
SS-2	STAINLESS STEEL	
TZ-1	TERRAZZO RESIN SYSTEM IN COLOR TM22-1988 (12.7 MM).	TERRAZZO&MARBLE SUPPLY COMPANY
VT-2	VINYL BASE	TARKETT JOHNSONITE TRADITIONAL VINYL 6" 38 PEWTER CG


KEYNOTE LEGEND	
#	DESCRIPTION
05 05 06	ALUMINUM BASE CABINETS, SEE SPECS
05 05 07	ALUMINUM UPPER CABINETS, SEE SPECS
05 05 08	16 GAUGE STAINLESS STEEL COUNTERTOP
06 22 14	2" LONG WOOD LAMINATE SHELF WITH LED LIGHT MOUNTED ON THE UNDERSIDE
10 44 01	WET CHEMICAL FIRE EXTINGUISHER
10 44 02	RECESSED FIRE EXTINGUISHER CABINET
11 12 04	GAS RANGE, SEE MEP DWGS
11 12 06	REFRIGERATOR, SEE PLUMBING.
11 12 11	DISHWASHER, SEE PLUMBING.
22 40 17	KITCHEN SINK, SEE PLUMBING.
26 52 04	EXIT SIGN

PLUMBING SCHEDULE	
MARK	DESCRIPTION
P-1	ADA COMPLIANT WATER CLOSET WITH FLUSH VALVE
P-4	VANDAL-RESISTANT, BARRIER-FREE VERSACOOLER II
P-5	ADA COMPLIANT WALL MOUNTED LAVATORY
P-7	MOP SINK
P-8	UTILITY SINK
P-9	WALL HUNG BARRIER FREE LAVATORY WITH COUNTER
P-10	BAR SINK



CURRIE SOWARDS AGUILA architects
Architecture, Planning, Interiors, & Sustainable Design
 AA26001584
 185 NE 4TH AVENUE SUITE 101
 DELRAY BEACH, FL 33483
 T: (561) 276-4951 F: (561) 243-8184
 E-MAIL: office@csa-architects.com

ISSUED FOR:
 FLEX SUB
 DRC
 SPA
 BIDS
 PERMIT
 CONSTRUCTION
 SEAL



JESS M. SOWARDS
 AR0013205

PROJECT TITLE
PCFR - FIRE STATION 24

2700 WESTGATE AVE.,
 WEST PALM BEACH, FL.
 33409

NUM.	DESCRIPTION	DATE

ISSUE FOR PERMIT
 03.07.25


THESE DRAWINGS ARE PREPARED PER ESTABLISHED INDUSTRY STANDARDS AND REPRESENT THE ARCHITECT AND ENGINEERS DESIGN CONCEPT. THEY ARE NOT INTENDED TO PROVIDE EVERY DETAIL OR CONDITION REQUIRED TO CONSTRUCT THE BUILDING. THE CONTRACTOR THROUGH SUBMITTALS AND OTHER COORDINATION EFFORTS IS FULLY RESPONSIBLE FOR PROVIDING A COMPLETE AND OPERATIONAL BUILDING WHETHER INDICATED ON THE PLANS OR NOT.

DRAWING TITLE
ENLARGED KITCHEN

DATE: | DRAWN BY: CP

JOB NUMBER
 230103
 DRAWING NUMBER

A4.01



**CURRIE
SOWARDS
AGUILA**
architects

Architecture, Planning,
Interiors, &
Sustainable Design

AA26001584

185 NE 4TH AVENUE SUITE 101
DELRAY BEACH, FL 33483

T: (561) 276-4951 F: (561) 243-8184
E-MAIL: office@csa-architects.com

ISSUED FOR :

FLEX SUB

DRC

SPA

BIDS

PERMIT

CONSTRUCTION

SEAL



JESS M. SOWARDS
AR0013205

PROJECT TITLE

**PBCFR - FIRE
STATION 24**

2700 WESTGATE AVE.,
WEST PALM BEACH, FL.
33409

REVISIONS

NUM.	DESCRIPTION	DATE
1		

THESE DRAWINGS ARE PREPARED PER ESTABLISHED INDUSTRY STANDARDS AND REPRESENT THE ARCHITECT AND ENGINEERS DESIGN CONCEPT. THEY ARE NOT INTENDED TO PROVIDE EVERY DETAIL OR CONDITION REQUIRED TO CONSTRUCT THE BUILDING. THE CONTRACTOR THROUGH SUBMITTALS AND OTHER COORDINATION EFFORTS IS FULLY RESPONSIBLE FOR PROVIDING A COMPLETE AND OPERATIONAL BUILDING WHETHER INDICATED ON THE PLANS OR NOT.

DRAWING TITLE

**KITCHEN
SECTIONS &
DETAILS**

DATE

DRAWN BY

CP

JOB NUMBER

230103

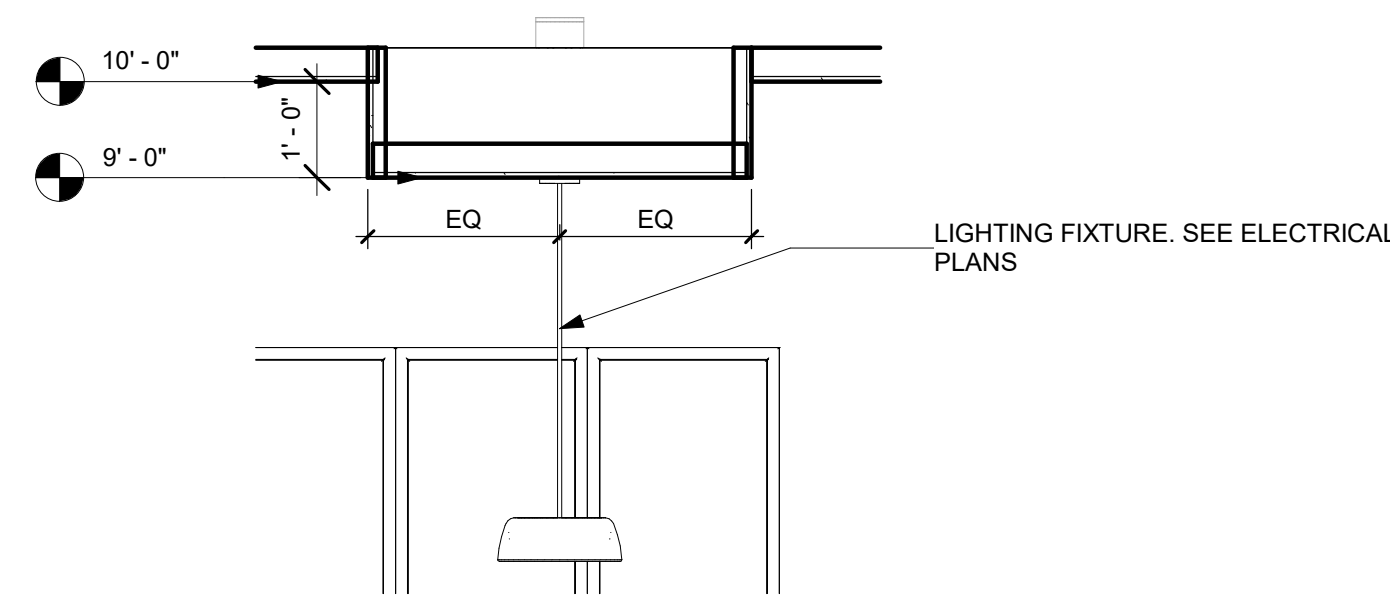
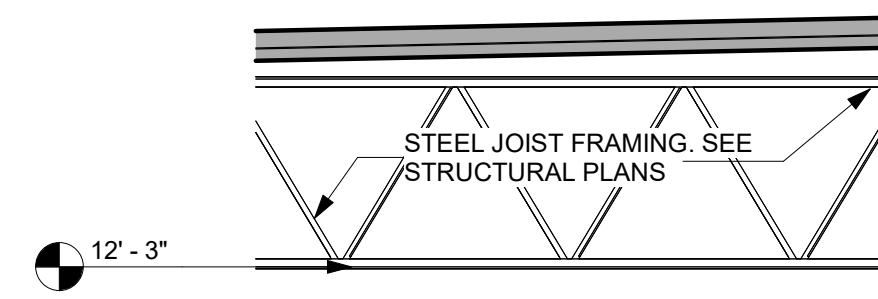
DRAWING NUMBER

A4.02

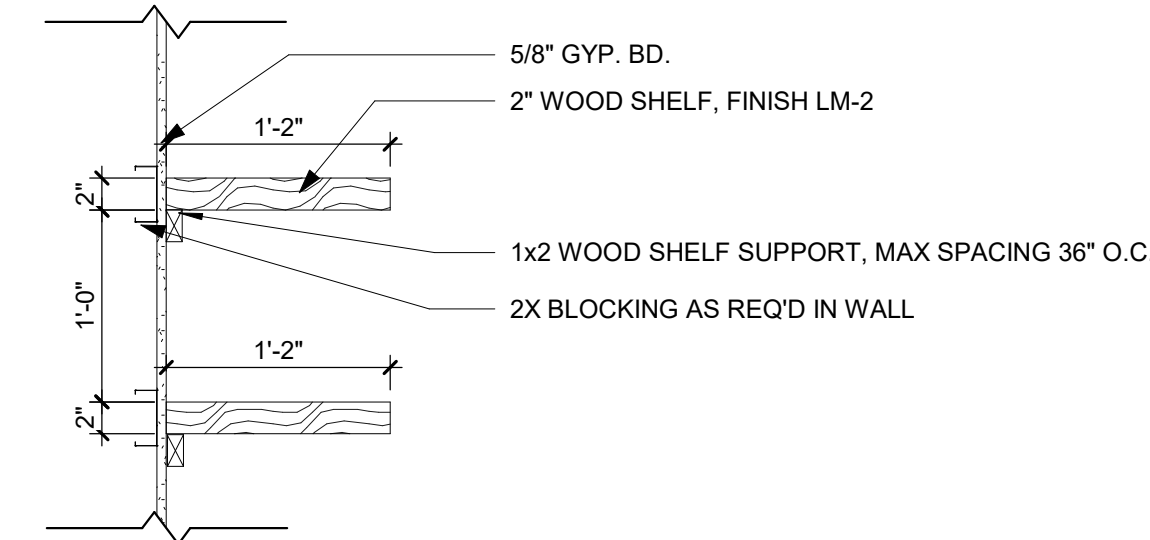
03.07.25
ISSUE FOR PERMIT

FINISH SPECIFICATIONS - INTERIOR		
MARK	DESCRIPTION	MANUFACTURER
LM-1	PLASTIC LAMINATE	FORMICA LAMINATE, COLOR: DANISH MAPLE
LM-2	NON COMBUSTABLE ALUMINUM, COLOR - BLUE PEEL	MATCHLESS CABINETS
PT-13	INT. WALL PAINT FINISH	SHERWIN WILLIAMS - 7004 SNOWBOUND
RB-1	RUBBER TILE FLOOR FINISH	TARKETT TRIUMPH MULTI-FUNCTIONAL SPORTS RUBBER TILE AND 12" BASE IN LD7 LUNAR EXPLORER (9.53 MM).
SS-1	QUARTZ SOLID SURFACE	CAMBRIA, COLLECTION: SMITHFIELD
SS-2	STAINLESS STEEL	
VT-2	VINYL BASE	TARKETT JOHNSONITE TRADITIONAL VINYL 6" 38 PEWTER CG

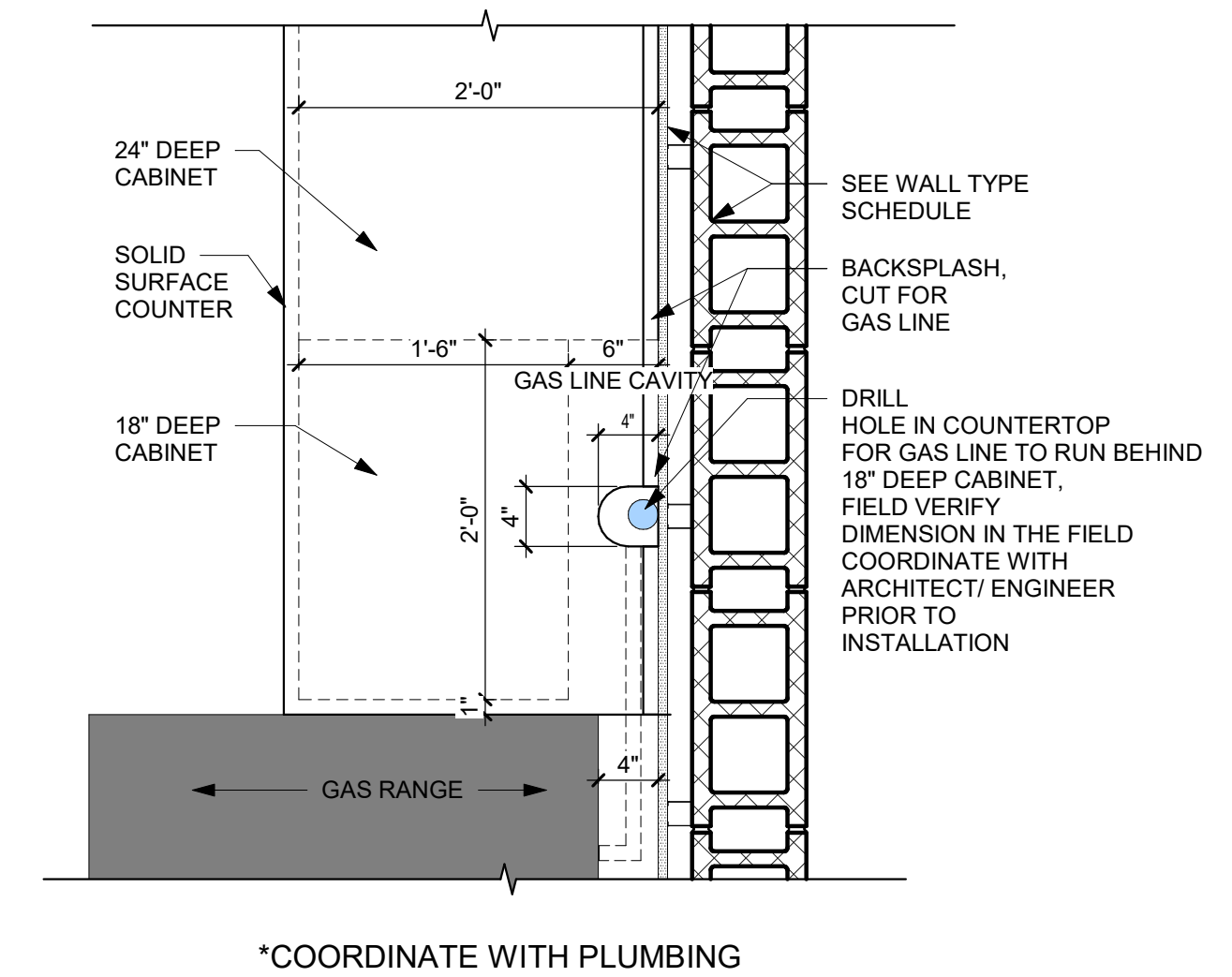
KEYNOTE LEGEND	
#	DESCRIPTION
05 05 06	ALUMINUM BASE CABINETS, SEE SPECS
05 05 07	ALUMINUM UPPER CABINETS, SEE SPECS
05 05 08	16 GAUGE STAINLESS STEEL COUNTERTOP
05 21 00	STEEL JOIST FRAMING, SEE STRUCTURAL PLANS
09 29 01	GYPSUM BOARD CEILING - SEE CEILING PLAN
23 07 01	RANGE HOOD, SEE MECHANICAL
26 56 01	LIGHTING FIXTURE, SEE ELECTRICAL PLANS



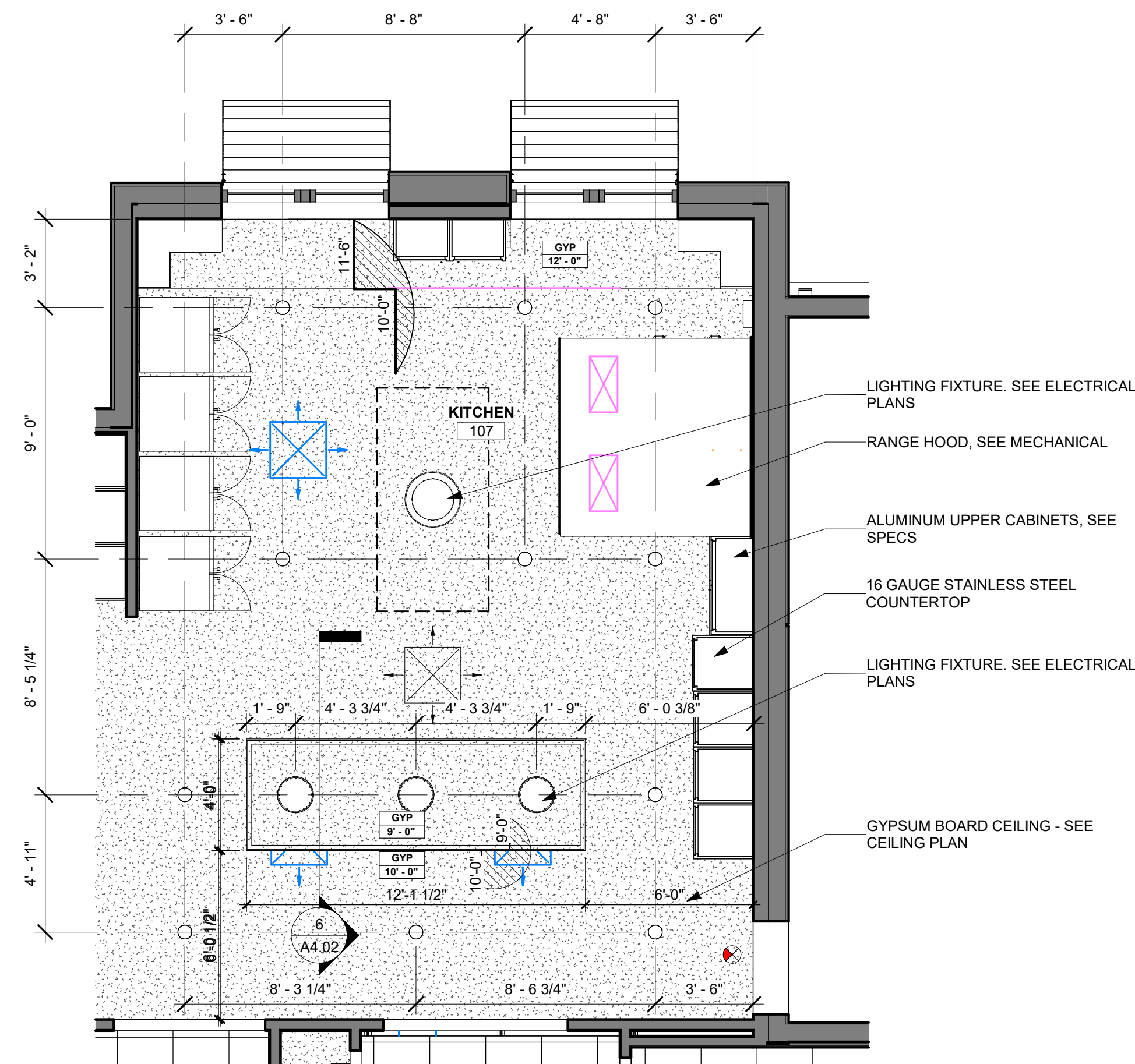
6
A4.02 **KITCHEN CEILING DETAIL**
1/2" = 1'-0"



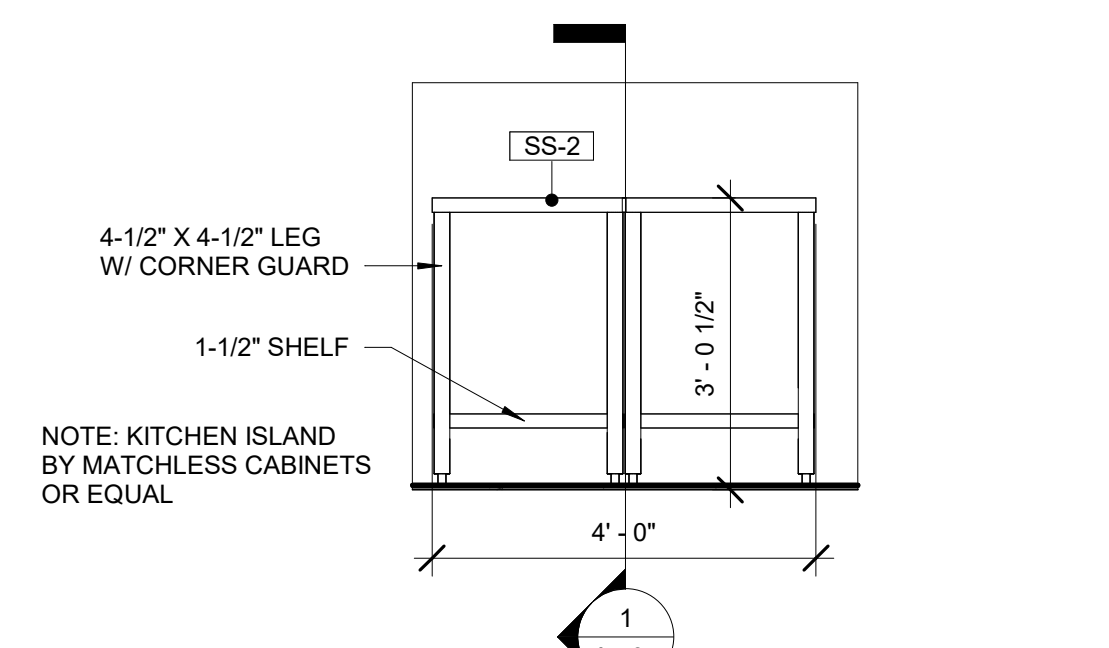
3
A4.02 **OPEN SHELVING DETAIL**
1" = 1'-0"



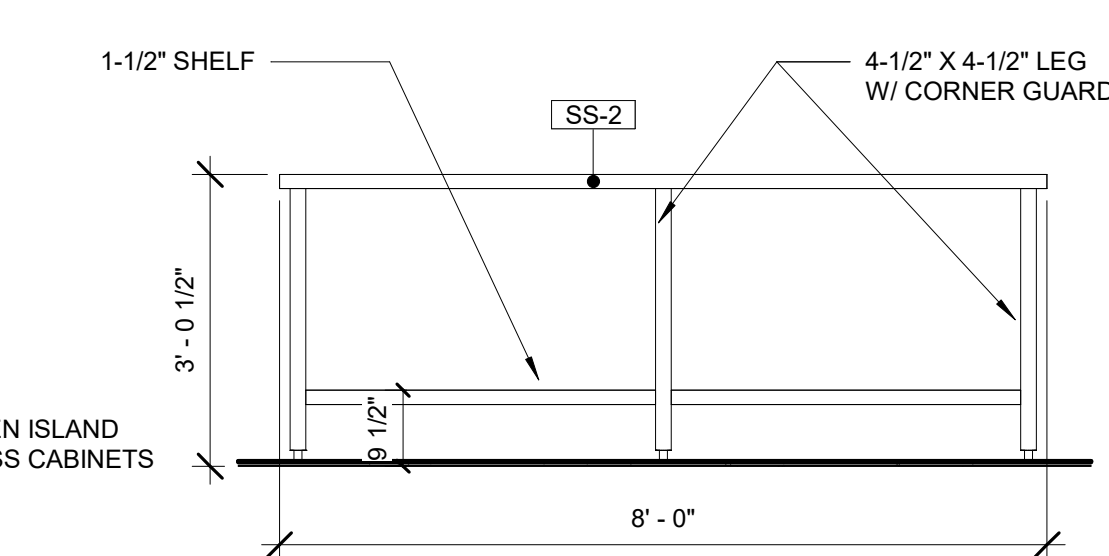
1
A4.02 **GAS LINE**
1" = 1'-0"



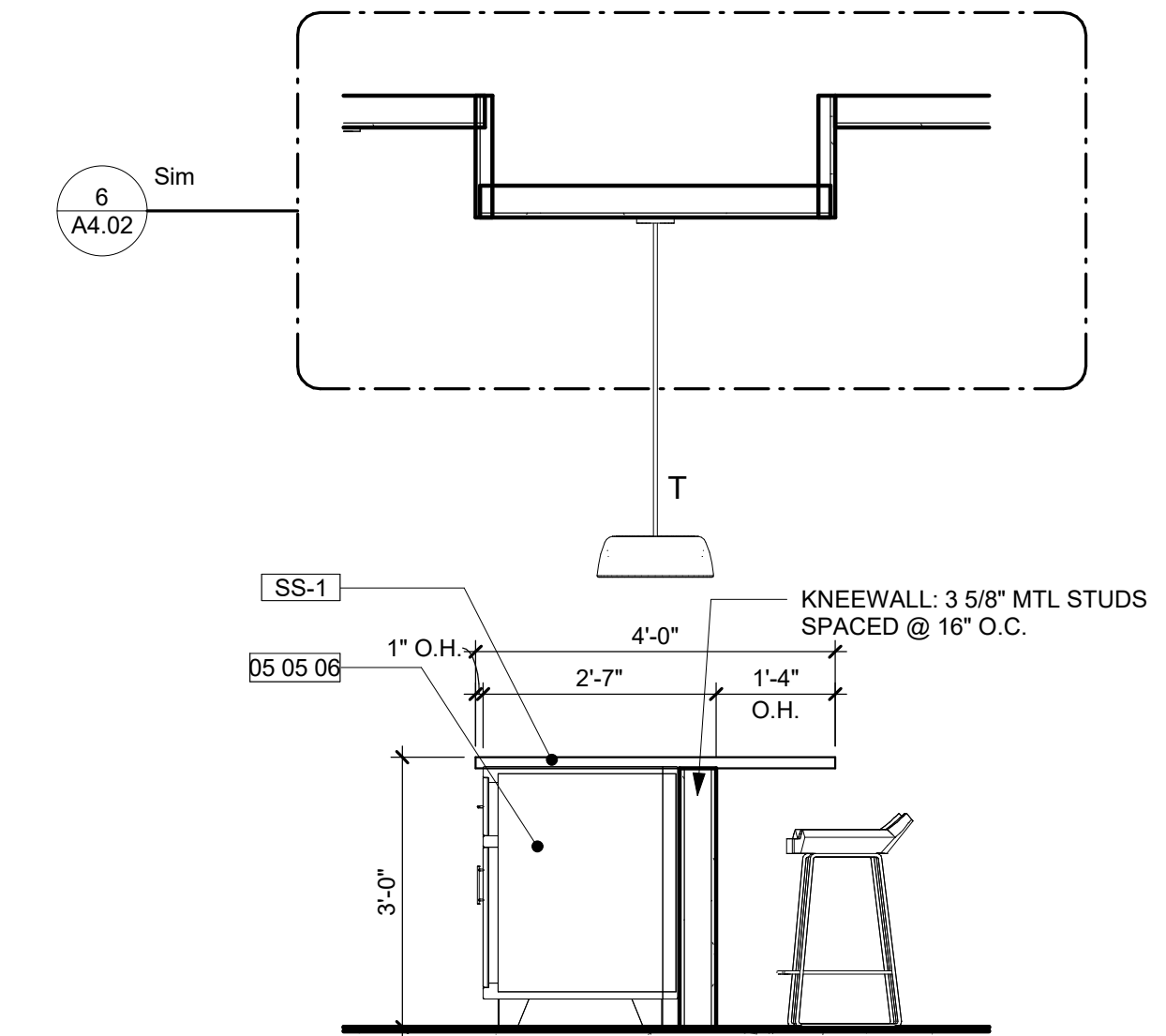
7
A4.02 **ENLARGED KITCHEN - REFLECTING CEILING PLAN**
1/4" = 1'-0"



4
A4.02 **KITCHEN ISLAND SECTION**
1/2" = 1'-0"

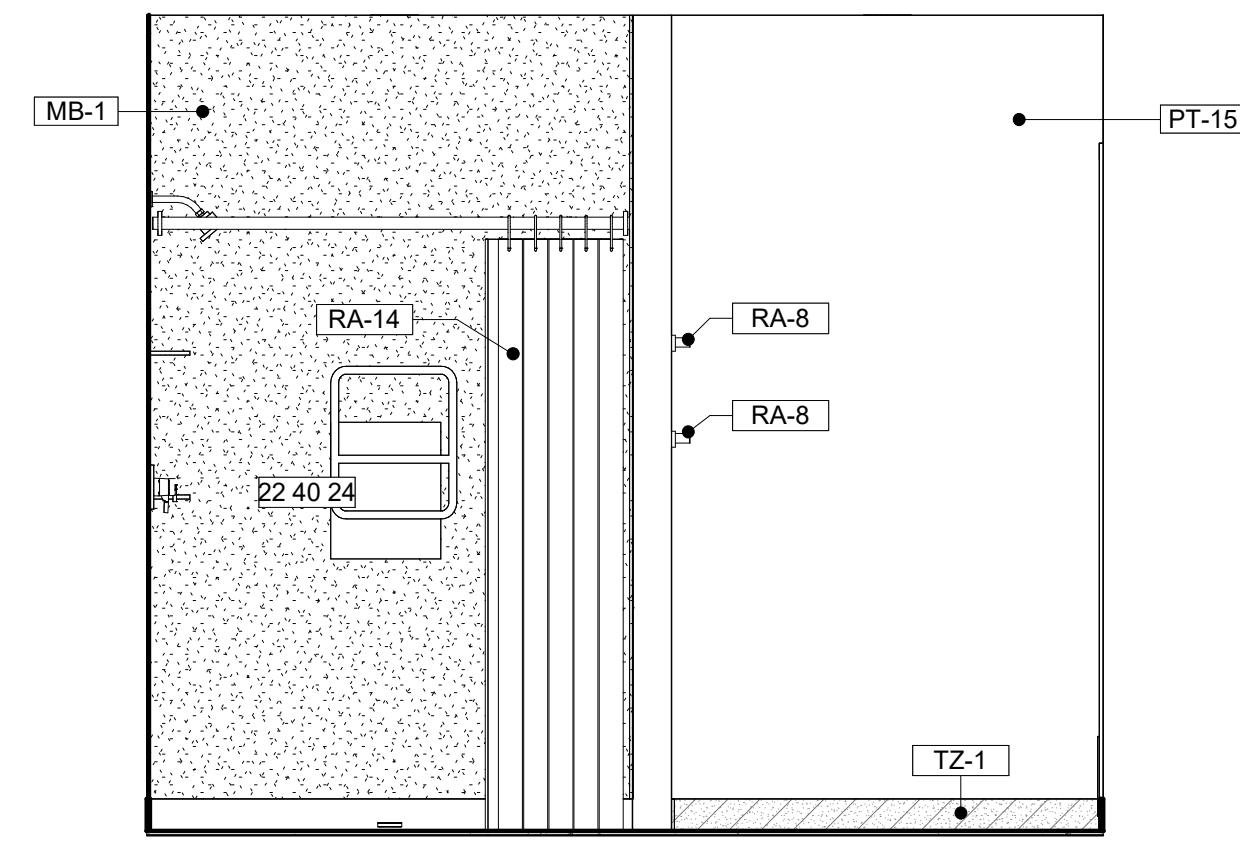


5
A4.02 **KITCHEN ISLAND ELEVATION**
1/2" = 1'-0"

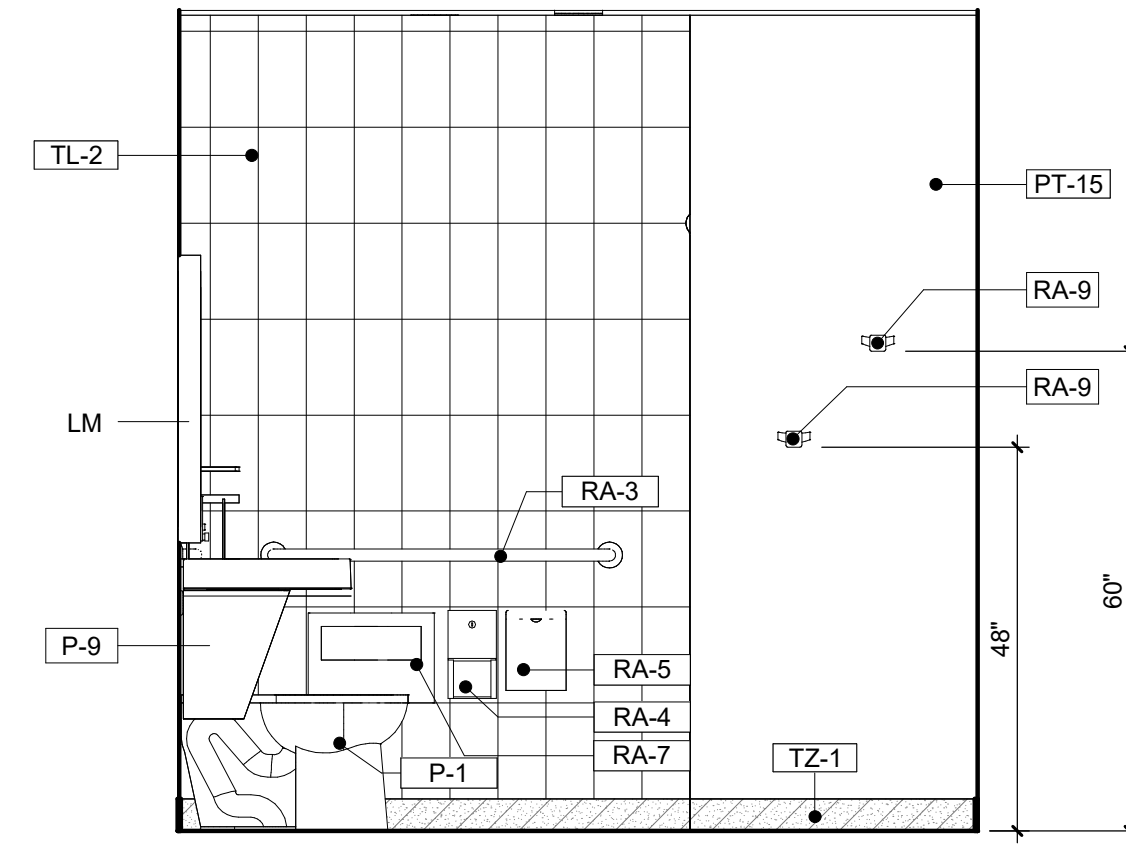


2
A4.02 **SECTION - KITCHEN ISLAND**
1/2" = 1'-0"

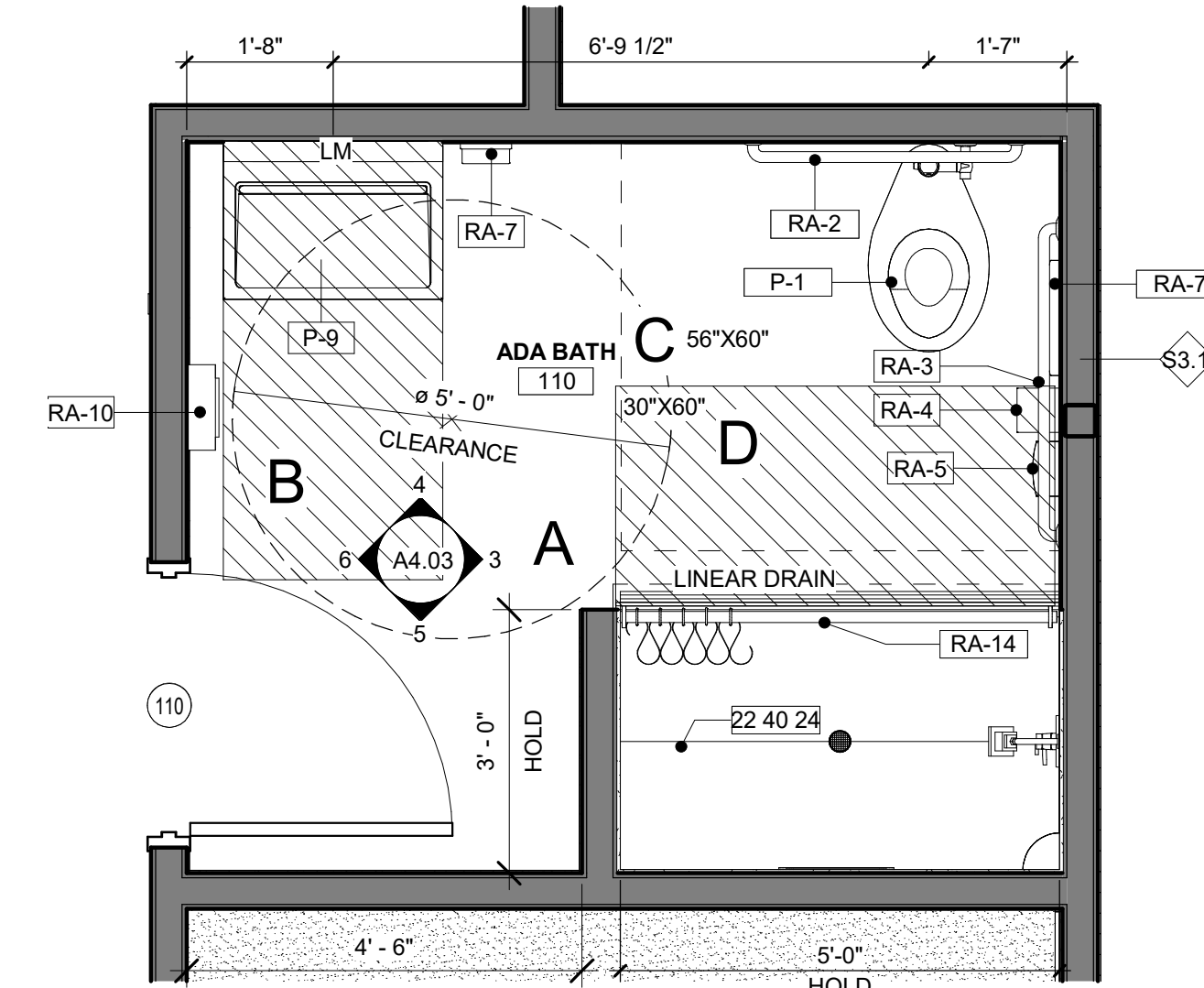
THIS DOCUMENT IS THE PROPERTY OF CURRIE SOWARDS AGUILA ARCHITECTS INC. ALL RIGHTS ARE RESERVED. ANY POSSESSION, REPRODUCTION OR OTHER USE OF THIS DOCUMENT, WITHOUT THE WRITTEN CONSENT OF CURRIE SOWARDS AGUILA ARCHITECTS INC., IS PROHIBITED. 3/7/2025 1:25:33 PM



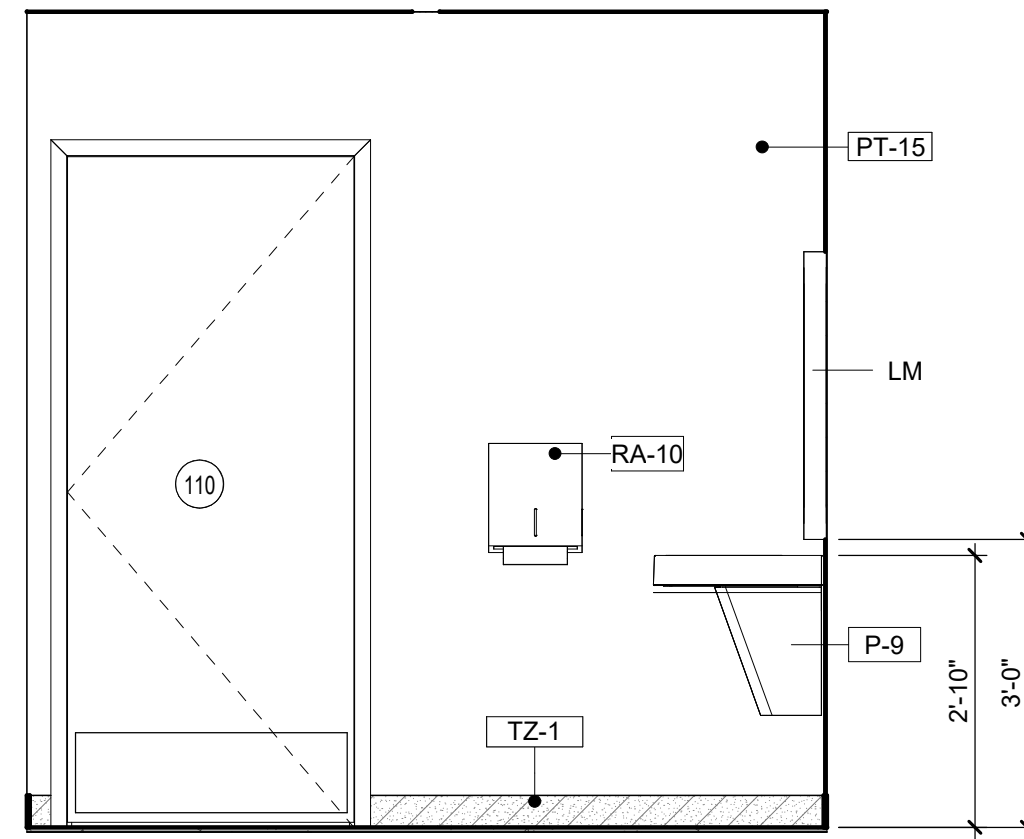
5 ADA BATH- RM 110- SOUTH ELEVATION
A4.03 1/2" = 1'-0"



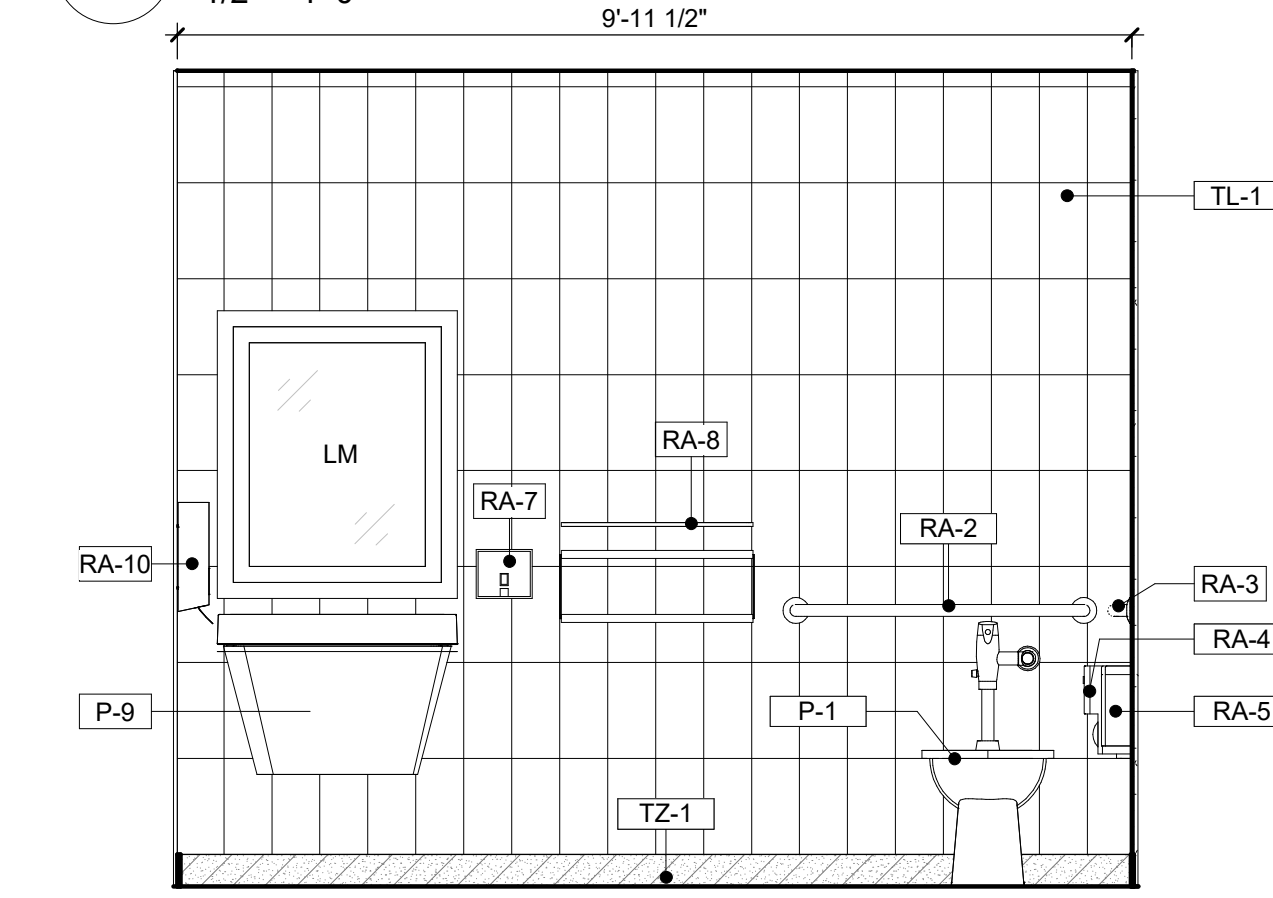
3 ADA BATH- RM 110- EAST ELEVATION
A4.03 1/2" = 1'-0"



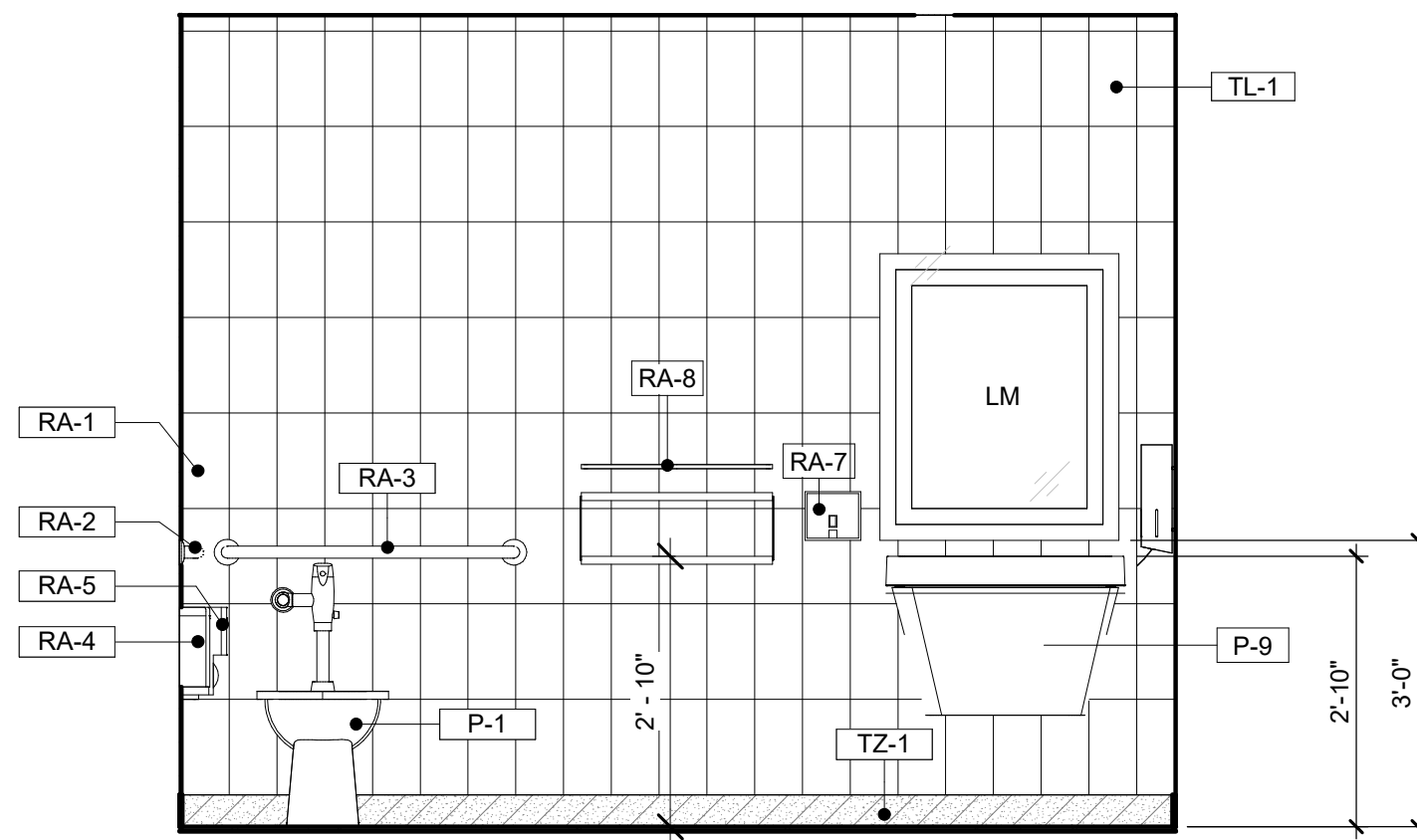
1 ENLARGED BATHROOM- ROOM 110
A4.03 1/2" = 1'-0"



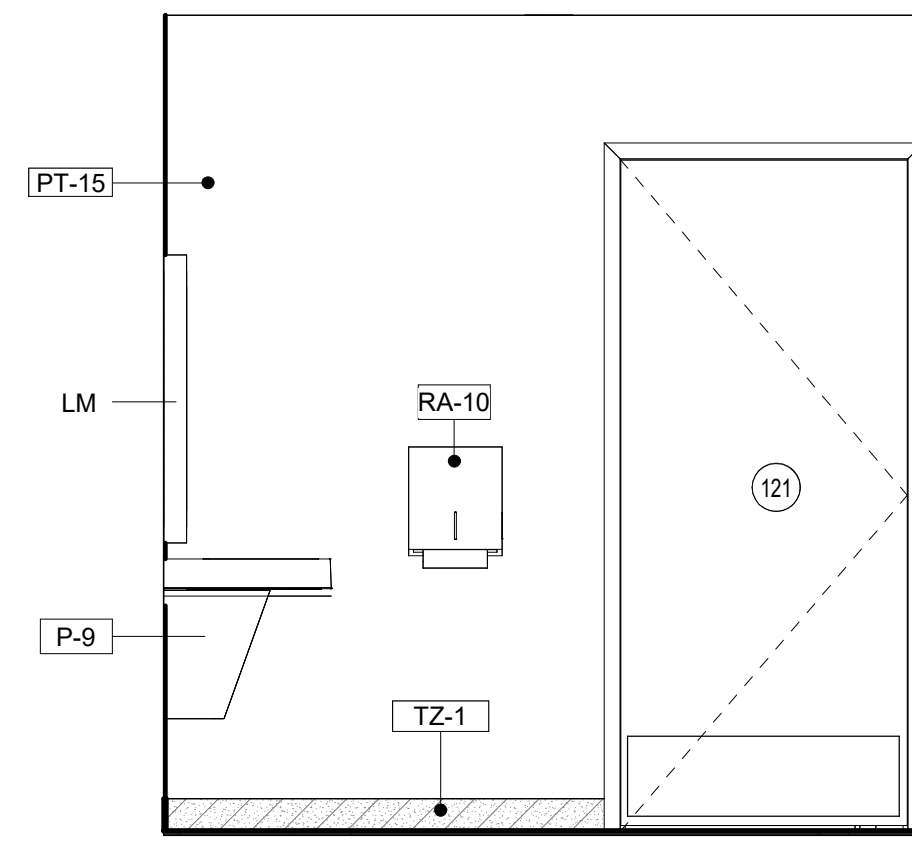
6 ADA BATH- RM 110- WEST ELEVATION
A4.03 1/2" = 1'-0"



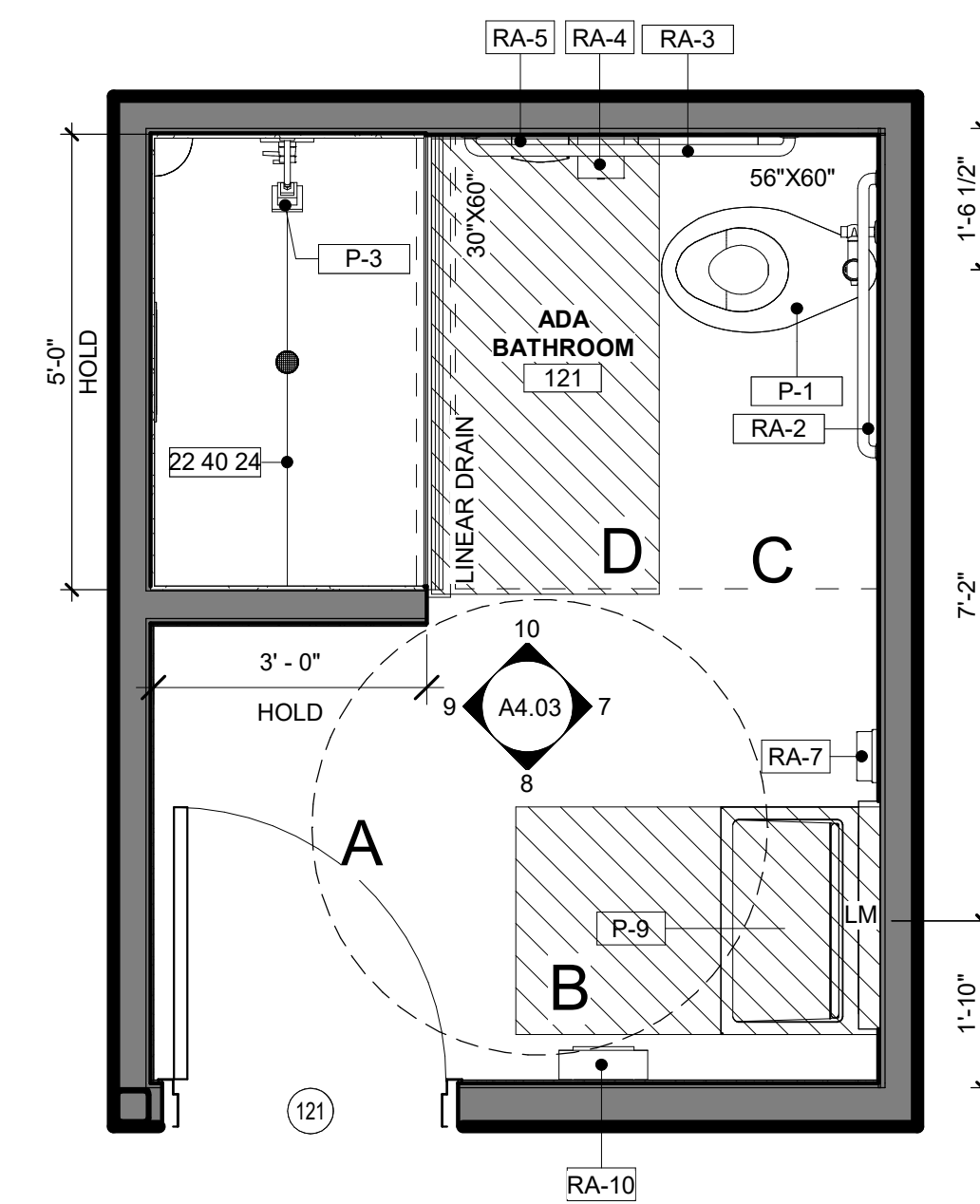
4 ADA BATH- RM 110- NORTH ELEVATION
A4.03 1/2" = 1'-0"



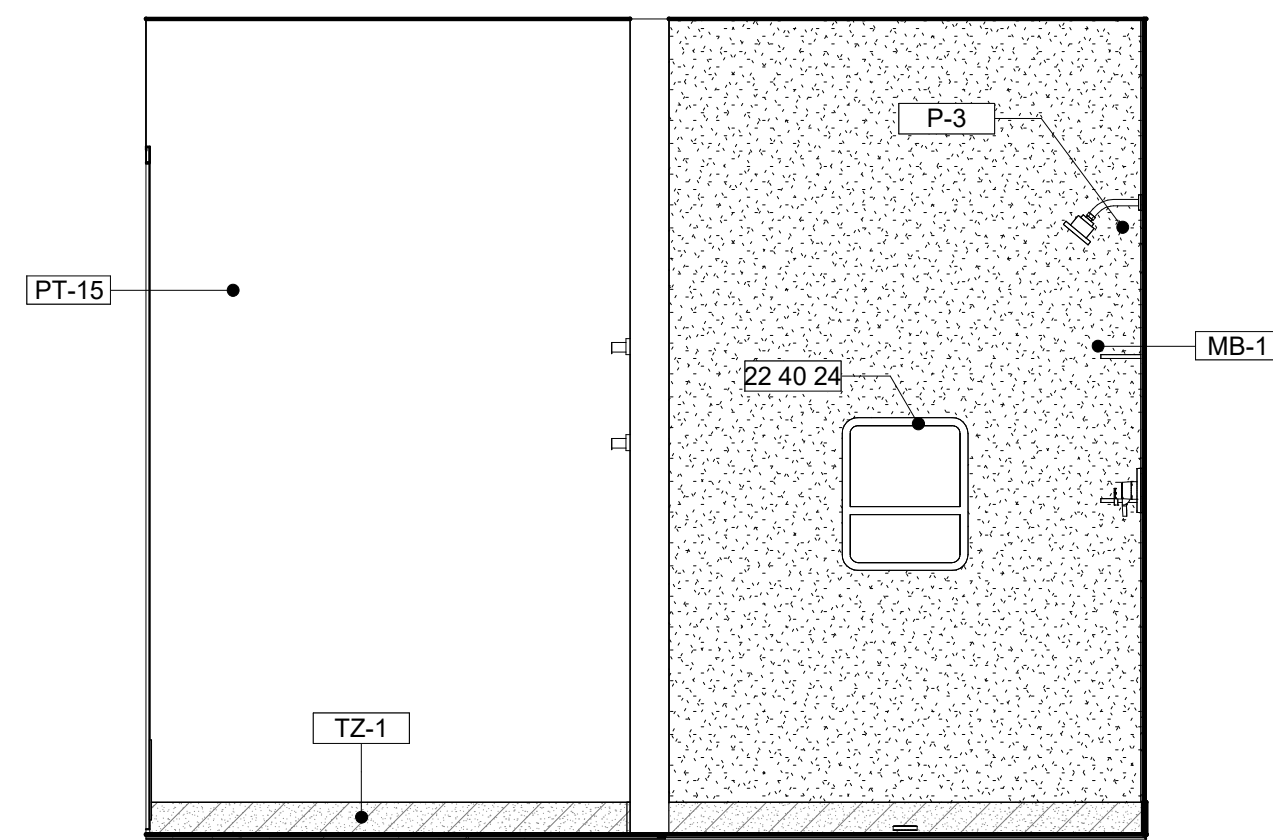
7 ADA BATH- RM 121- EAST ELEVATION
A4.03 1/2" = 1'-0"



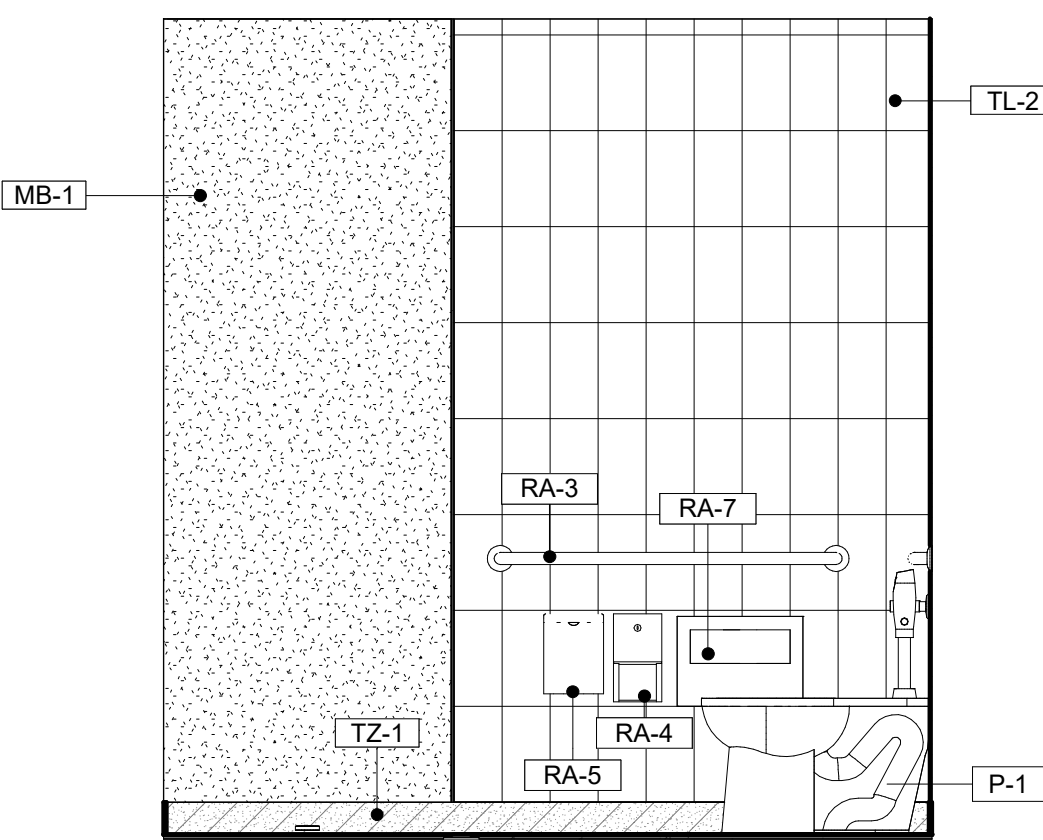
8 ADA BATH- RM 121- SOUTH ELEVATION
A4.03 1/2" = 1'-0"



2 ENLARGED BATHROOM- ROOM 121
A4.03 1/2" = 1'-0"



9 ADA BATH- RM 121- WEST ELEVATION
A4.03 1/2" = 1'-0"



10 ADA BATH- RM 121- NORTH ELEVATION
A4.03 1/2" = 1'-0"


RESTROOM NOTES	
1. ACCESSIBLE CLEAR FLOOR AREAS	
A'	60" DIA CLEAR FLOOR TURNAROUND
B'	30"x48" CLEAR FLOOR AREA
C'	56"x60" WATER CLOSET SPACE
D'	30"x 60" SHOWER CLEAR SPACE
2. ALL TOILET ACCESSORIES TO BE ADA COMPLIANT TO BE INSTALLED PER MANUFACTURER'S PUBLISHED INSTRUCTIONS.	
3. COORDINATE ALL PLUMBING FIXTURES WITH ARCHITECTURAL AND PLUMBING DRAWINGS. CONTACT ARCHITECT WITH ANY DISCREPANCIES.	
4. CONTROLS TO BE LOCATED AS SHOWN IN PLAN.	
5. ALL CONTROLS TO BE LOCATED ABOVE GRAB BAR, BUT NO HIGHER THAN 48" ABOVE SHOWER FLOOR.	
6. PROVIDE CURTAIN ROD AND SHOWER CURTAIN FOR ALL SHOWERS.	
7. FOR ALL RESTROOM STANDARDS, ADA COMPLIANT CLEARANCES, AND MOUNTING HEIGHTS. SEE SHEET A0.03 - ADA/RESTROOM DETAILS.	
8. PROVIDE BACKING AT ALL SHOWER WALLS FOR FUTURE GRAB BAR INSTALLATION.	

FINISH SPECIFICATIONS - INTERIOR		
MARK	DESCRIPTION	MANUFACTURER
	WHITE WOOD LAMINATE	
LM-1	PLASTIC LAMINATE	FORMICA LAMINATE, COLOR: DANISH MAPLE
LM-3	PLASTIC LAMINATE	WHITE, MATTE
MB-1	SOLID SURFACE CULTURED MARBLE SHOWER WALLS	INPRO - BIOPRISM SOLID SURFACE IN COLOR: DUSK P9781
PT-13	INT. WALL PAINT FINISH	SHERWIN WILLIAMS - 7004 SNOWBOUND
PT-14	INT. WALL PAINT FINISH	SHERWIN WILLIAMS - 6243 DISTANCE
PT-15	INT. WALL PAINT FINISH	SHERWIN WILLIAMS - 9561 GUILD GREY
RB-1	RUBBER TILE FLOOR FINISH	TARKETT TRIUMPH MULTI-FUNCTIONAL SPORTS RUBBER TILE AND 12" BASE IN LD7 LUNAR EXPLORER (9.53 MM).
TL-1	WALL TILE	FIRECLAY TILE, ORIGINAL CERAMIC, RAINY DAY, GLOSS, 6X12
TL-2	ACCENT COLOR WALL TILE	FIRECLAY TILE, NATURAL PRESS, CARMINE, GLOSS, 6X12
TZ-1	TERRAZO RESIN SYSTEM IN COLOR TM#22-1998 (12.7 MM).	TERRAZO&MARBLE SUPPLY COMPANY
VT-2	VINYL BASE	TARKETT JOHNSONITE TRADITIONAL VINYL 6" 38 PEWTER CS

RESTROOM ACCESSORIES SCHEDULE	
MARK	DESCRIPTION
RA-2	STRAIGHT GRAB BAR - BOBRICK #B-5806x36
RA-3	STRAIGHT GRAB BAR - BOBRICK #B-5806x42
RA-4	TOILET PAPER DISPENSER - BOBRICK #B-0000
RA-5	SURFACE MOUNTED SANITARY NAPKIN DISPOSAL - BOBRICK #B-0000
RA-6	WALL MOUNTED MIRROR
RA-7	SURFACE MOUNTED SOAP DISPENSER - BOBRICK #B-0000
RA-8	WALL MOUNTED OPEN SHELVING
RA-9	SURFACE MOUNTED DOUBLE ROBE HOOK - BOBRICK #B-672
RA-10	SURFACE MOUNTED PAPER TOWEL DISPENSER - BOBRICK #B-4262
RA-11	BOBRICK B-4221 CONTURA SERIES SURFACE MOUNTED SEAT COVER DISPENSER
RA-12	SURFACE MOUNTED BABY CHANGING STATION - KOALA KARE #KB110-SSWM
RA-14	SHOWER CURTAIN & HOOKS BOBRICK #B-201-1/204-2/204-3 & SHOWER CURTAIN ROD - BOBRICK #B-207

PLUMBING SCHEDULE	
MARK	DESCRIPTION
P-1	ADA COMPLIANT WATER CLOSET WITH FLUSH VALVE
P-4	VANDAL-RESISTANT, BARRIER-FREE VERSACOOLER II
P-5	ADA COMPLIANT WALL MOUNTED LAVATORY
P-7	MOP SINK
P-8	UTILITY SINK
P-9	WALL HUNG BARRIER FREE LAVATORY WITH COUNTER
P-10	BAR SINK

KEYNOTE LEGEND	
#	DESCRIPTION
22 40 24	SHOWER TO HAVE RECESSED NICHE & SOAP SHELF. SEE DETAIL 10/A4.06



CURRIE SOWARDS AGUILA
architects

Architecture, Planning, Interiors, & Sustainable Design

AA26001584
185 NE 4TH AVENUE SUITE 101
DELRAY BEACH, FL 33483

T: (561) 276-4951 F: (561) 243-8184
E-MAIL: office@csa-architects.com

ISSUED FOR :

FLEX SUB

DRC


SPA

BIDS

PERMIT

CONSTRUCTION

SEAL



JESS M. SOWARDS
AR0013205

PROJECT TITLE

PCFR - FIRE STATION 24

2700 WESTGATE AVE.,
WEST PALM BEACH, FL.
33409

REVISIONS

NUM.	DESCRIPTION	DATE

ISSUE FOR PERMIT

THESE DRAWINGS ARE PREPARED PER ESTABLISHED INDUSTRY STANDARDS AND REPRESENT THE ARCHITECT AND ENGINEERS DESIGN CONCEPT. THEY ARE NOT INTENDED TO PROVIDE EVERY DETAIL OR CONDITION REQUIRED TO CONSTRUCT THE BUILDING. THE CONTRACTOR THROUGH SUBMITTALS AND OTHER COORDINATION EFFORTS IS FULLY RESPONSIBLE FOR PROVIDING A COMPLETE AND OPERATIONAL BUILDING WHETHER INDICATED ON THE PLANS OR NOT.

DRAWING TITLE

ENLARGED - RESTROOMS

DATE

DRAWN BY

CP

JOB NUMBER

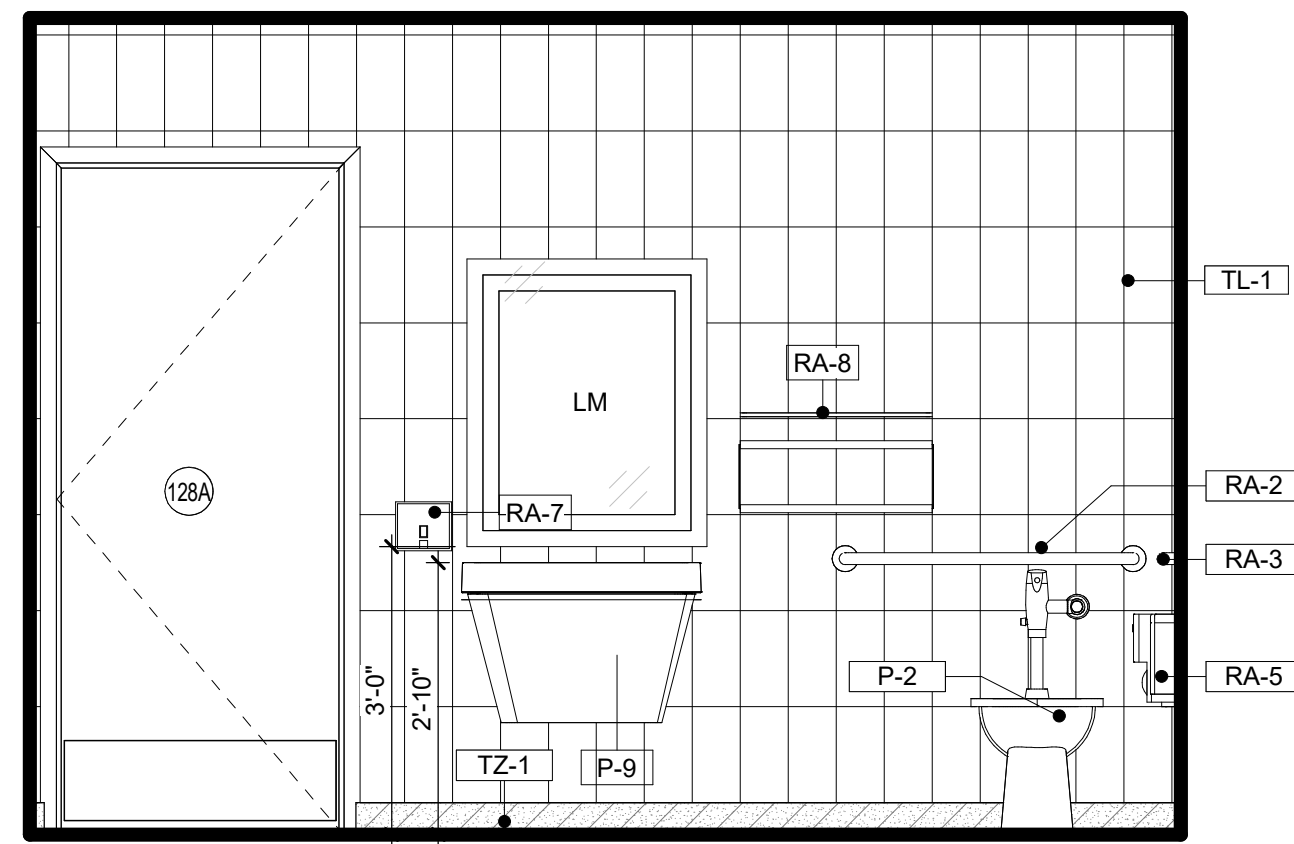
230103

DRAWING NUMBER

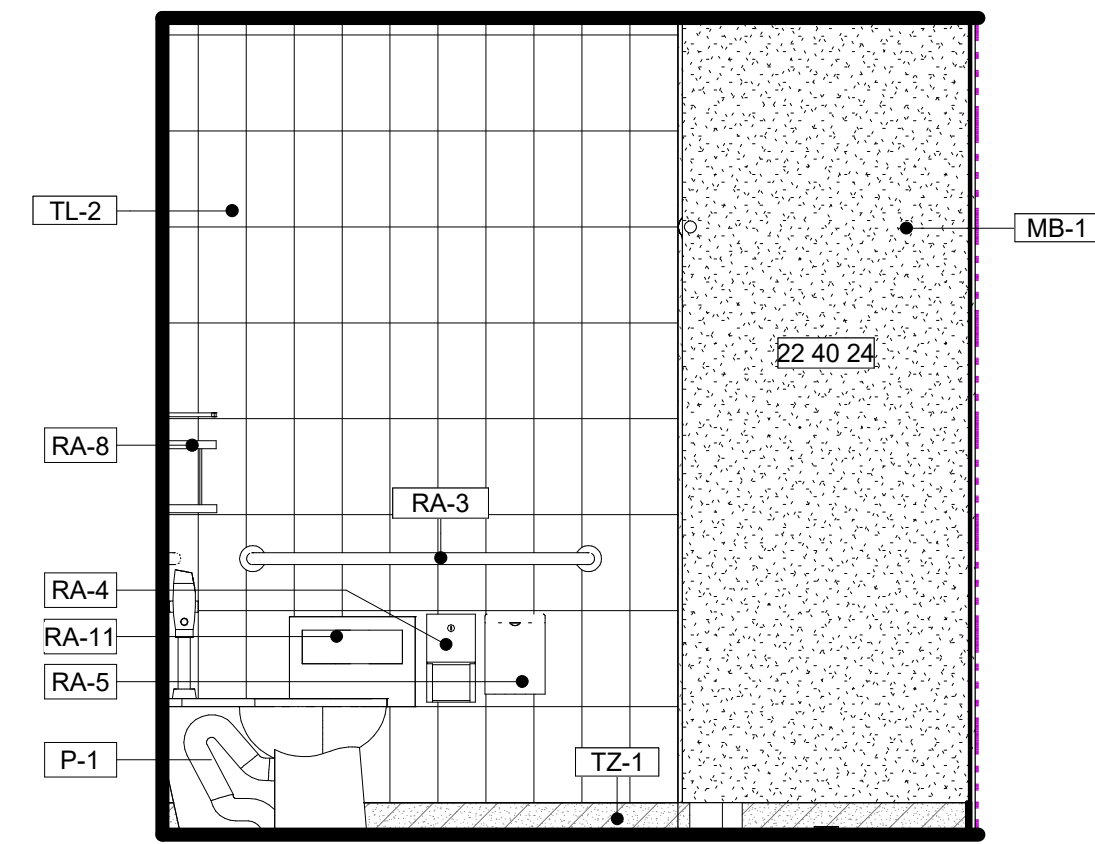
A4.03

03.07.25

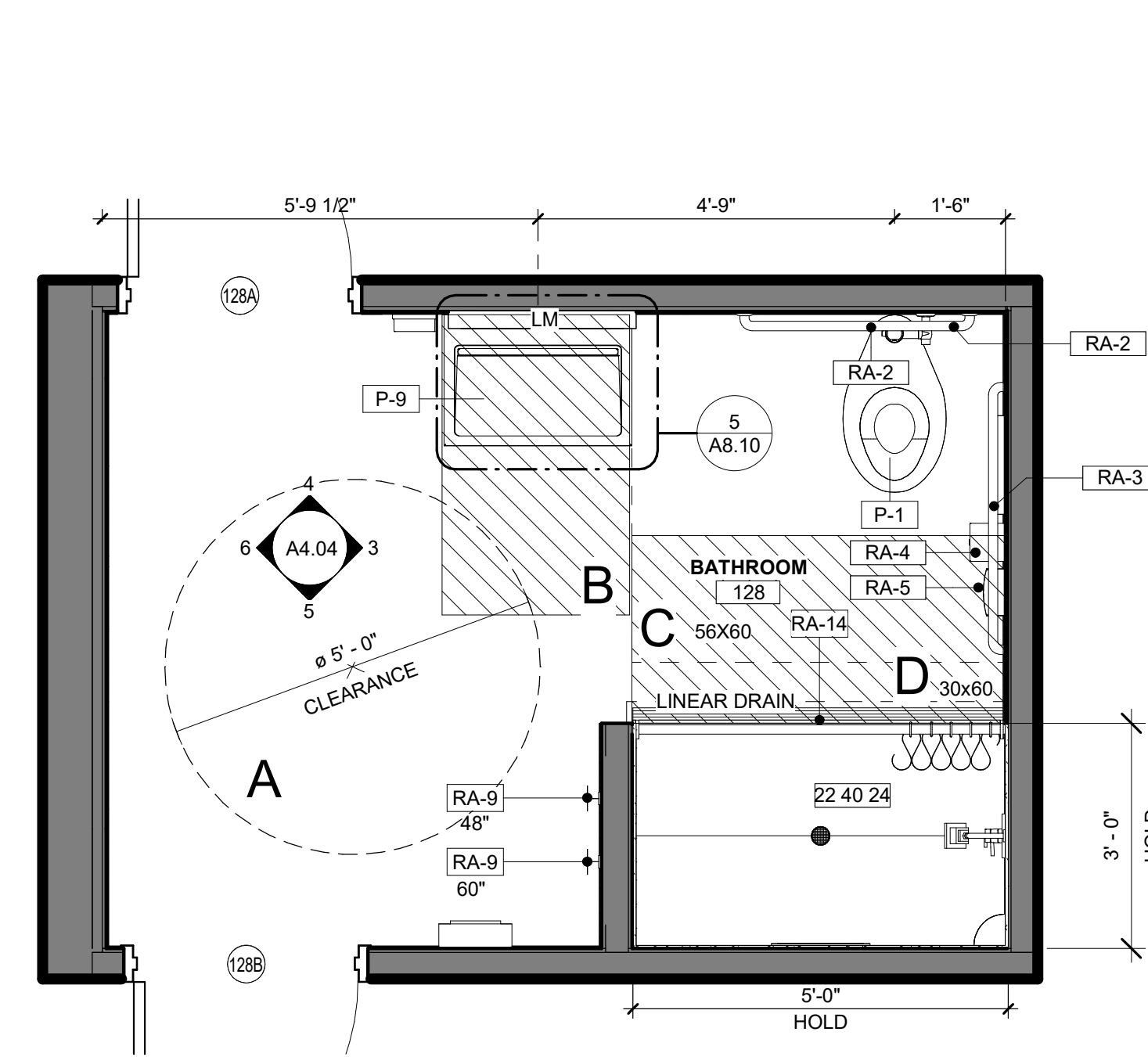
THIS DOCUMENT IS THE PROPERTY OF CURRIE SOWARDS AGUILA ARCHITECTS INC. ALL RIGHTS ARE RESERVED. ANY POSSESSION, REPRODUCTION OR OTHER USE OF THIS DOCUMENT, WITHOUT THE WRITTEN CONSENT OF CURRIE SOWARDS AGUILA ARCHITECTS INC., IS PROHIBITED. 3/7/2025 1:25:39 PM



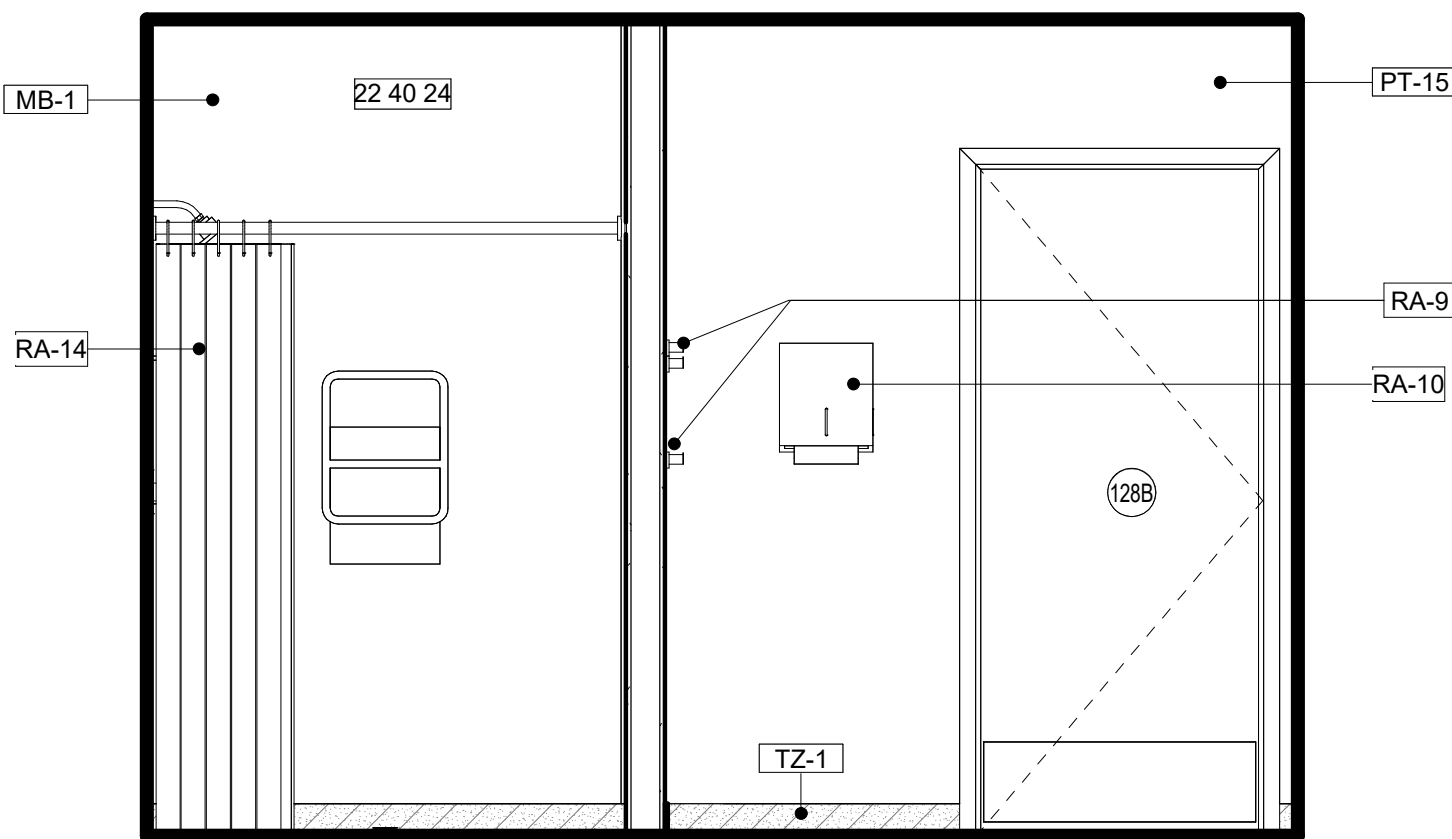
4 RM 128- NORTH ELEVATION
1/2" = 1'-0"




3 RM 128- EAST ELEVATION
1/2" = 1'-0"



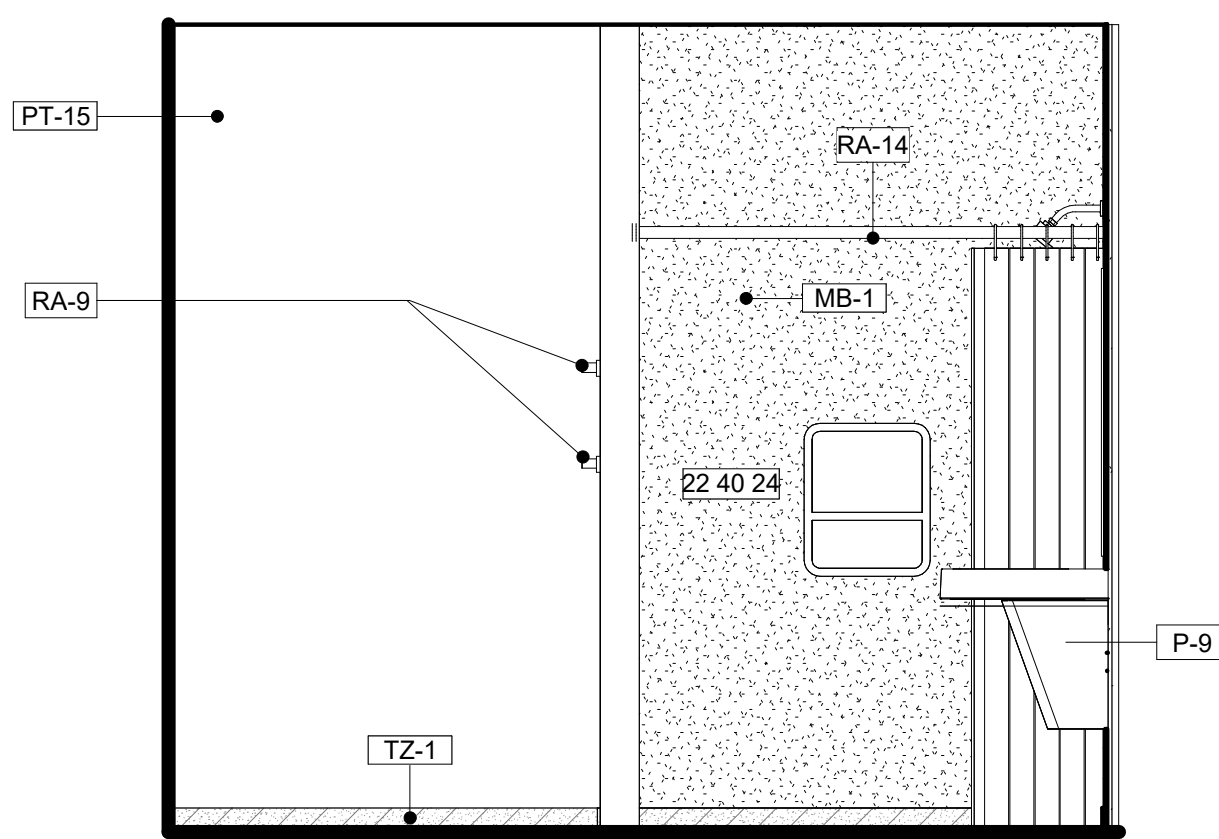
1 ENLARGED RESTROOM - ROOM 128
1/2" = 1'-0"



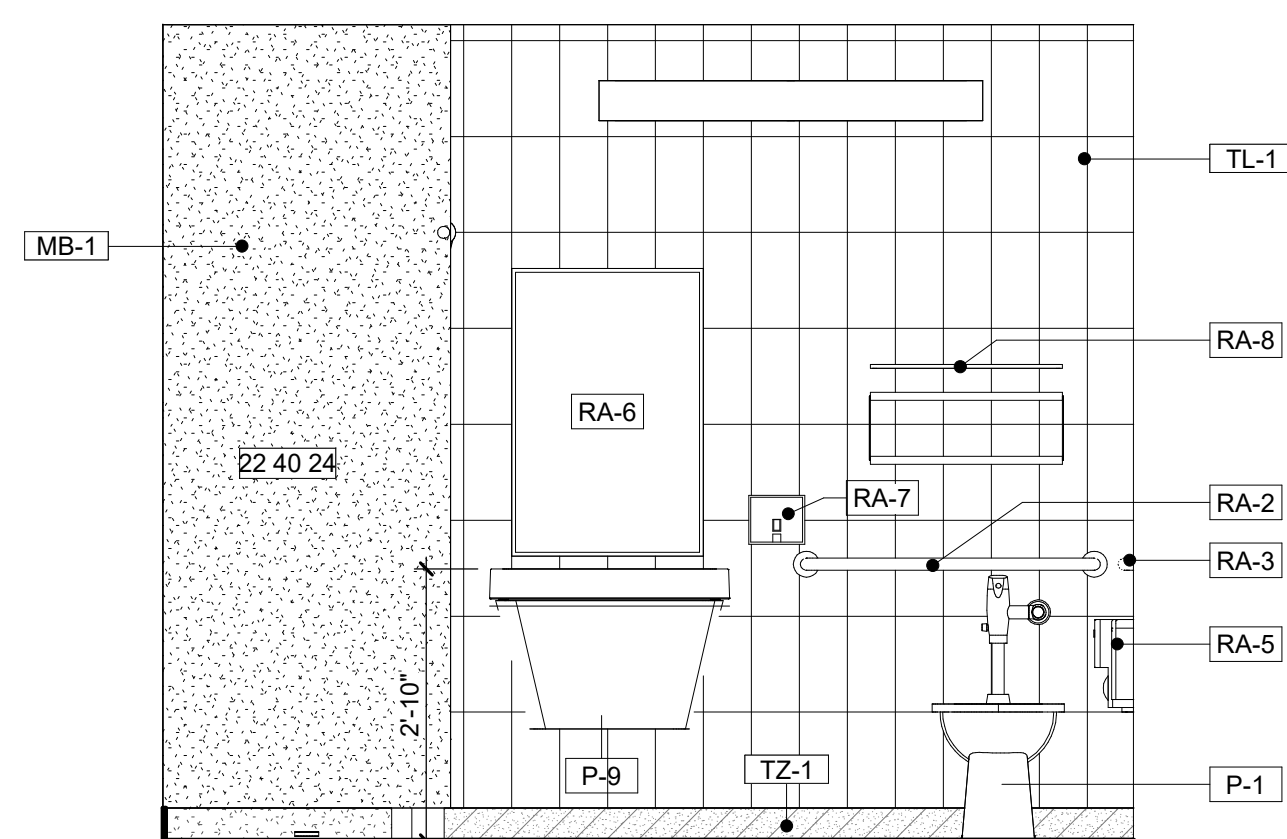
5 RM 128- SOUTH ELEVATION
1/2" = 1'-0"



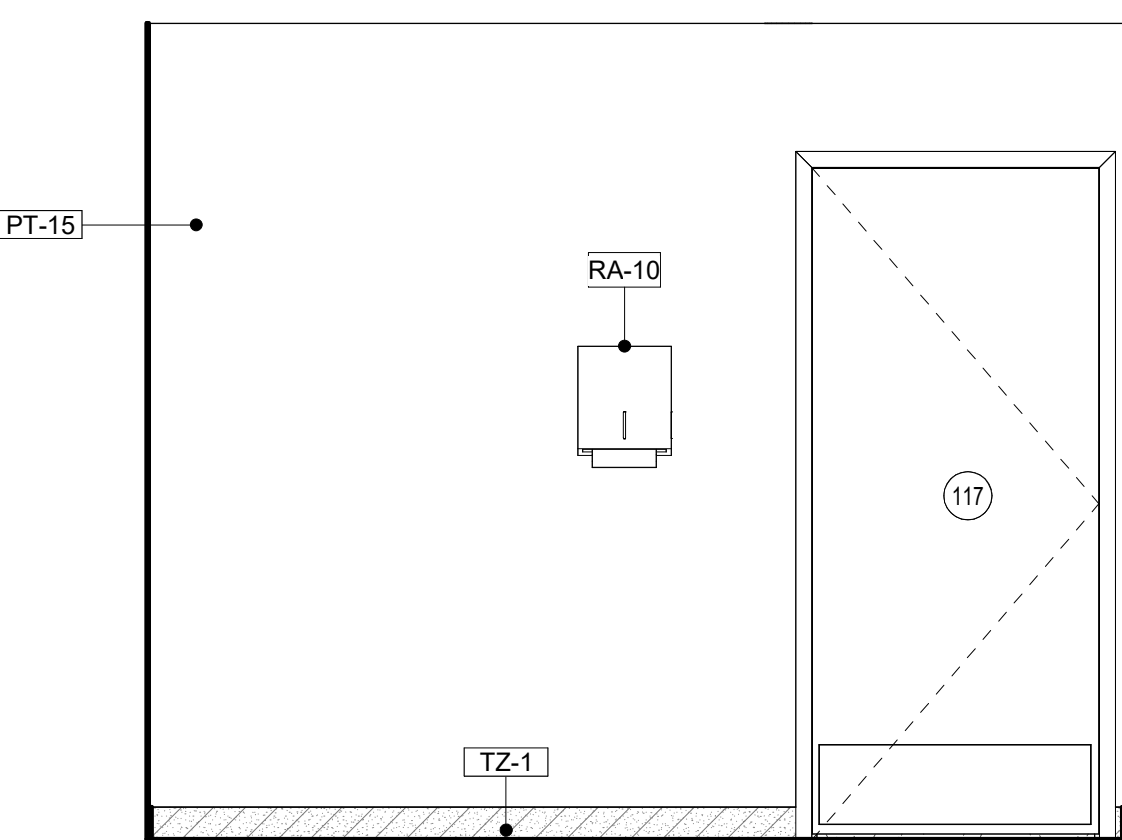
6 RM 128- WEST ELEVATION
1/2" = 1'-0"



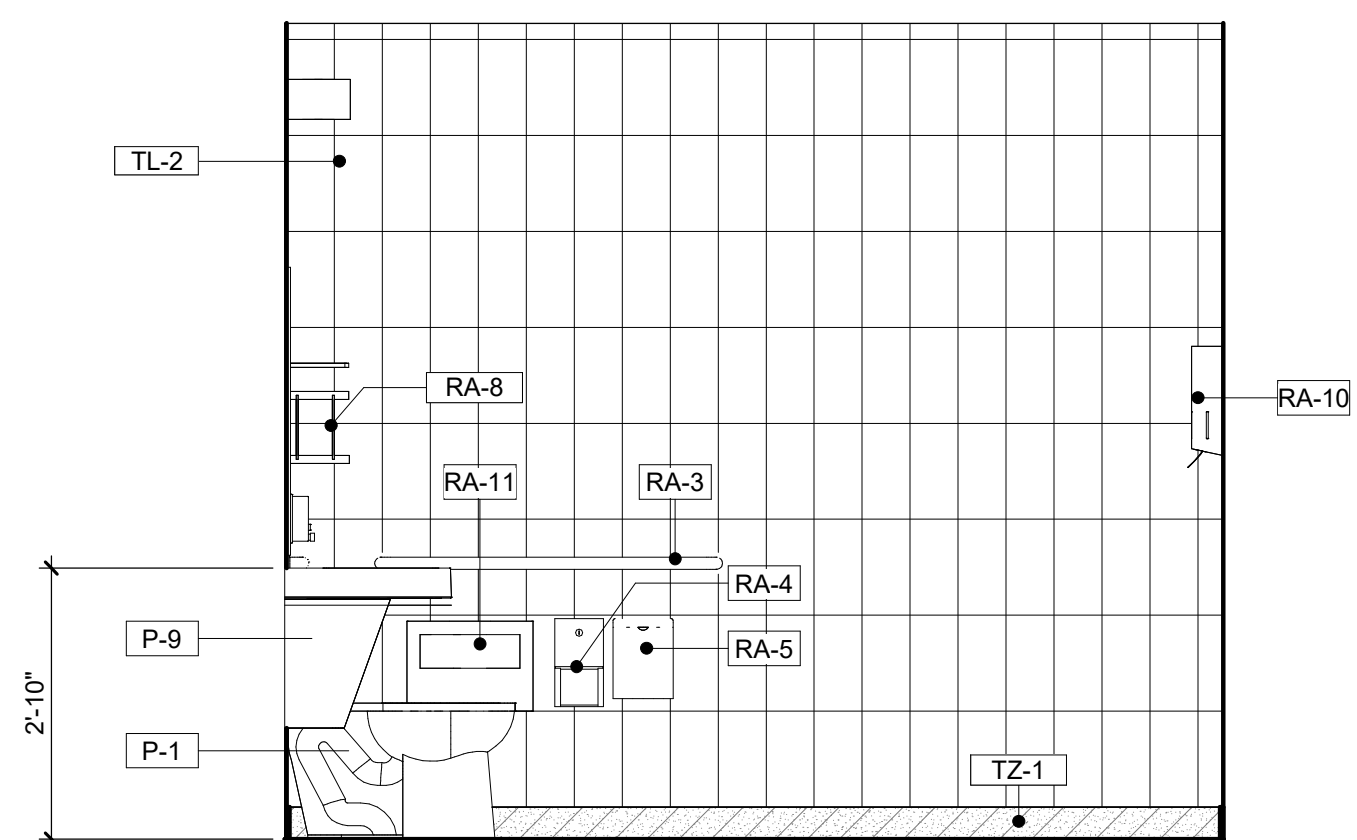
7 RM 117- SOUTH ELEVATION
1/2" = 1'-0"



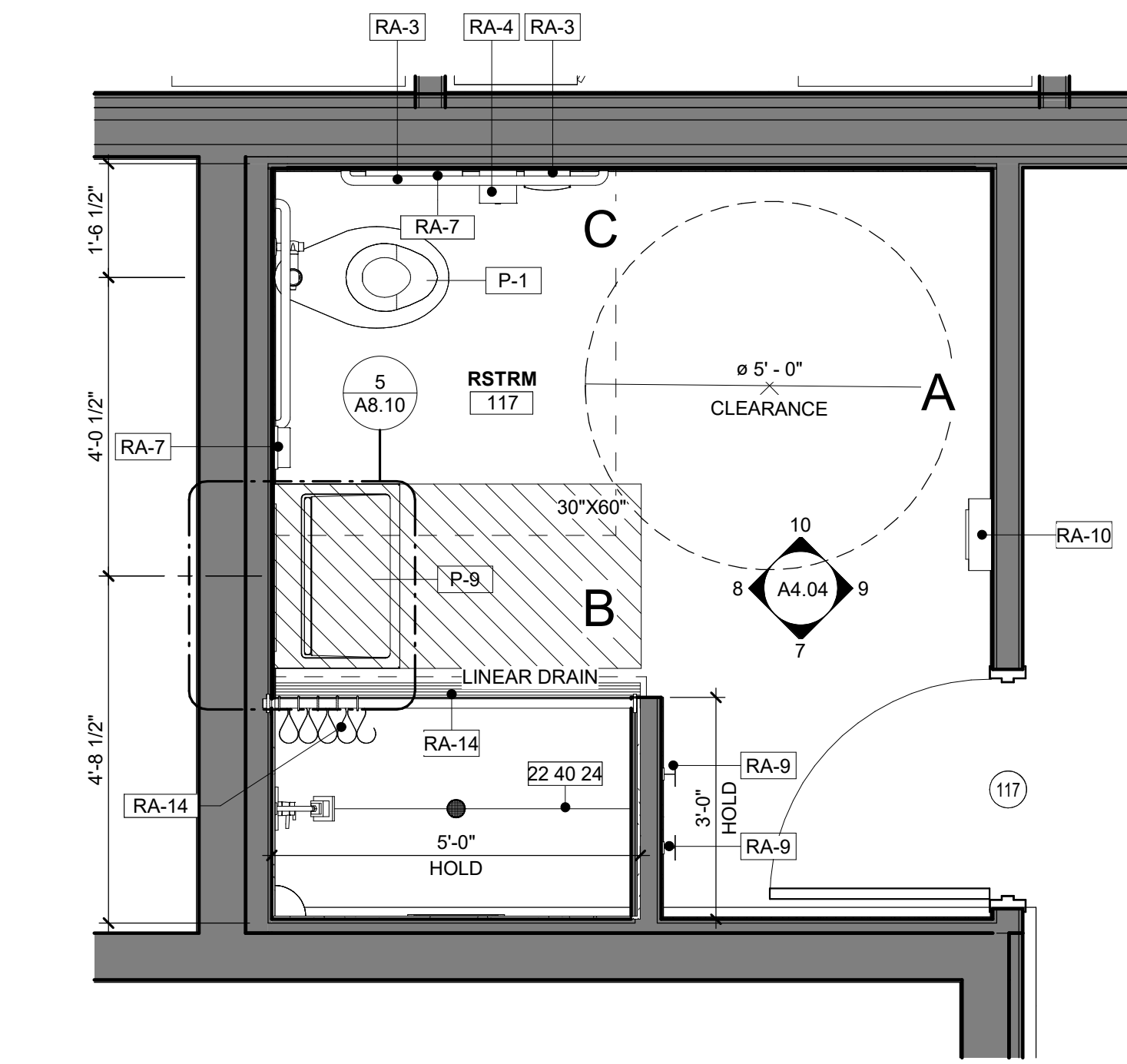
8 RM 117- WEST ELEVATION
1/2" = 1'-0"



9 RM 117- EAST ELEVATION
1/2" = 1'-0"



10 RM 117- NORTH ELEVATION
1/2" = 1'-0"



2 ENLARGED RESTROOM - 117
1/2" = 1'-0"

RESTROOM NOTES	
1. ACCESSIBLE CLEAR FLOOR AREAS	A' 60" DIA CLEAR FLOOR TURNAROUND B' 30"x48" CLEAR FLOOR AREA C' 56"x60" WATER CLOSET SPACE D' 30"x 60" SHOWER CLEAR SPACE
2. ALL TOILET ACCESSORIES TO BE ADA COMPLIANT TO BE INSTALLED PER MANUFACTURER'S PUBLISHED INSTRUCTIONS.	
3. COORDINATE ALL PLUMBING FIXTURES WITH ARCHITECTURAL AND PLUMBING DRAWINGS. CONTACT ARCHITECT WITH ANY DISCREPANCIES.	
4. CONTROLS TO BE LOCATED AS SHOWN IN PLAN.	
5. ALL CONTROLS TO BE LOCATED ABOVE GRAB BAR, BUT NO HIGHER THAN 48" ABOVE SHOWER FLOOR.	
6. PROVIDE CURTAIN ROD AND SHOWER CURTAIN FOR ALL SHOWERS.	
7. FOR ALL RESTROOM STANDARDS, ADA COMPLIANT CLEARANCES, AND MOUNTING HEIGHTS. SEE SHEET A0.03 - ADA/RESTROOM DETAILS.	
8. PROVIDE BACKING AT ALL SHOWER WALLS FOR FUTURE GRAB BAR INSTALLATION.	

PLUMBING SCHEDULE	
MARK	DESCRIPTION
P-1	ADA COMPLIANT WATER CLOSET WITH FLUSH VALVE
P-4	VANDAL-RESISTANT, BARRIER-FREE VERSACOOLER II
P-5	ADA COMPLIANT WALL MOUNTED LAVATORY
P-7	MOP SINK
P-8	UTILITY SINK
P-9	WALL HUNG BARRIER FREE LAVATORY WITH COUNTER
P-10	BAR SINK

RESTROOM ACCESSORIES SCHEDULE	
MARK	DESCRIPTION
RA-2	STRAIGHT GRAB BAR - BOBRICK #B-580x36
RA-3	STRAIGHT GRAB BAR - BOBRICK #B-580x42
RA-4	TOILET PAPER DISPENSER - BOBRICK #B-0000
RA-5	SURFACE MOUNTED SANITARY NAPKIN DISPOSAL - BOBRICK #B-0000
RA-6	WALL MOUNTED MIRROR
RA-7	SURFACE MOUNTED SOAP DISPENSER - BOBRICK #B-0000
RA-8	WALL MOUNTED OPEN SHELVING
RA-9	SURFACE MOUNTED DOUBLE ROBE HOOK - BOBRICK #B-672
RA-10	SURFACE MOUNTED PAPER TOWEL DISPENSER - BOBRICK #B-4262
RA-11	BOBRICK B-4221 CONTURA SERIES SURFACE MOUNTED SEAT COVER DISPENSER
RA-12	SURFACE MOUNTED BABY CHANGING STATION - KOALA KARE #KB110-SSWM
RA-14	SHOWER CURTAIN & HOOKS BOBRICK #B-201-1/204-2/204-3 & SHOWER CURTAIN ROD - BOBRICK #B-207


FINISH SPECIFICATIONS - INTERIOR		
MARK	DESCRIPTION	MANUFACTURER
EPX-1	EPOXY FLOOR FINISH	SIKAFLOOR MORRITEX BROADCAST SYSTEM WITH SF315 WEAR ADDITIVE IN COLOR SILVER-GRAY.
LM-1	PLASTIC LAMINATE	FORMICA LAMINATE, COLOR: DANISH MAPLE
LM-3	PLASTIC LAMINATE	WHITE, MATTE
M-1	TEMPERED CLEAR GLASS MIRRORS	T.B.D.
MB-1	SOLID SURFACE CULTURED MARBLE SHOWER WALLS	INPRO - BIOPRISM SOLID SURFACE IN COLOR: DUSK P9781
PT-13	INT. WALL PAINT FINISH	SHERWIN WILLIAMS - 7004 SNOWBOUND
PT-14	INT. WALL PAINT FINISH	SHERWIN WILLIAMS - 6243 DISTANCE
PT-15	INT. WALL PAINT FINISH	SHERWIN WILLIAMS - 9561 GUILD GREY
PT-16	INT. WALL PAINT FINISH	SHERWIN WILLIAMS - 7582 SALUTE
PT-17	BLOCK FILLER WALL FINISH	SHERWIN WILLIAMS - 1 COAT PREP-RITE INTERIOR EXTERIOR. LATEX BLOCK FILLER WITH TWO COATS PROMAR INTERIOR SERIES TOPCOAT. SEE CUTSHEET
RB-1	RUBBER TILE FLOOR FINISH	TARKETT TRIUMPH MULTI-FUNCTIONAL SPORTS RUBBER TILE AND 12" BASE IN LD7 LUNAR EXPLORER (9.53 MM).
TL-1	WALL TILE	FIRECLAY TILE, ORIGINAL CERAMIC, RAINY DAY, GLOSS, 6X12
TL-2	ACCENT COLOR WALL TILE	FIRECLAY TILE, NATURAL PRESS, CARMINE, GLOSS, 6X12
TZ-1	TERRAZZO RESIN SYSTEM IN COLOR TM22-1998 (12.7 MM).	TERRAZZO&MARBLE SUPPLY COMPANY
VT-2	VINYL BASE	TARKETT JOHNSONITE TRADITIONAL VINYL 6" 38 PEWTER CG

KEYNOTE LEGEND	
#	DESCRIPTION
22 40 24	SHOWER TO HAVE RECESSED NICHE & SOAP SHELF, SEE DETAIL 10/A4.06



CURRIE SOWARDS AGUILA
architects
Architecture, Planning, Interiors, & Sustainable Design
AA26001584
185 NE 4TH AVENUE SUITE 101
DELRAY BEACH, FL 33483
T: (561) 276-4951 F: (561) 243-8184
E-MAIL: office@csa-architects.com

ISSUED FOR:
FLEX SUB
DRC
SPA
BIDS
PERMIT
CONSTRUCTION
SEAL



PROJECT TITLE
PCFR - FIRE STATION 24

2700 WESTGATE AVE.,
WEST PALM BEACH, FL.
33409

REVISIONS		
NUM.	DESCRIPTION	DATE

ISSUE FOR PERMIT


THESE DRAWINGS ARE PREPARED PER ESTABLISHED INDUSTRY STANDARDS AND REPRESENT THE ARCHITECT AND ENGINEERS DESIGN CONCEPT. THEY ARE NOT INTENDED TO PROVIDE EVERY DETAIL OR CONDITION REQUIRED TO CONSTRUCT THE BUILDING. THE CONTRACTOR THROUGH SUBMITTALS AND OTHER COORDINATION EFFORTS IS FULLY RESPONSIBLE FOR PROVIDING A COMPLETE AND OPERATIONAL BUILDING WHETHER INDICATED ON THE PLANS OR NOT.

DRAWING TITLE
ENLARGED - RESTROOMS

DATE: | DRAWN BY: CP
JOB NUMBER: 230103
DRAWING NUMBER:

A4.04

03.07.25



**CURRIE
SOWARDS
AGUILU**
architects
Architecture, Planning,
Interiors, &
Sustainable Design

185 NE 4TH AVENUE SUITE 101
DELRAY BEACH, FL 33483
T: (561) 276-4951 F: (561) 243-8184
E-MAIL: office@csa-architects.com

ISSUED FOR:
FLEX SUB
DRC
SPA
BIDS
PERMIT
CONSTRUCTION
SEAL



JESS M. SOWARDS
AR0013205

PROJECT TITLE
**PBCFR - FIRE
STATION 24**

2700 WESTGATE AVE.,
WEST PALM BEACH, FL.
33409

NUM.	DESCRIPTION	DATE

03.07.25
ISSUE FOR PERMIT

THESE DRAWINGS ARE PREPARED PER ESTABLISHED INDUSTRY STANDARDS AND REPRESENT THE ARCHITECT AND ENGINEERS DESIGN CONCEPT. THEY ARE NOT INTENDED TO PROVIDE EVERY DETAIL OR CONDITION REQUIRED TO CONSTRUCT THE BUILDING. THE CONTRACTOR THROUGH SUBMITTALS AND OTHER COORDINATION EFFORTS IS FULLY RESPONSIBLE FOR PROVIDING A COMPLETE AND OPERATIONAL BUILDING WHETHER INDICATED ON THE PLANS OR NOT.

DRAWING TITLE
**ENLARGED -
RESTROOMS**

DATE: _____ DRAWN BY:
CP

JOB NUMBER
230103

DRAWING NUMBER

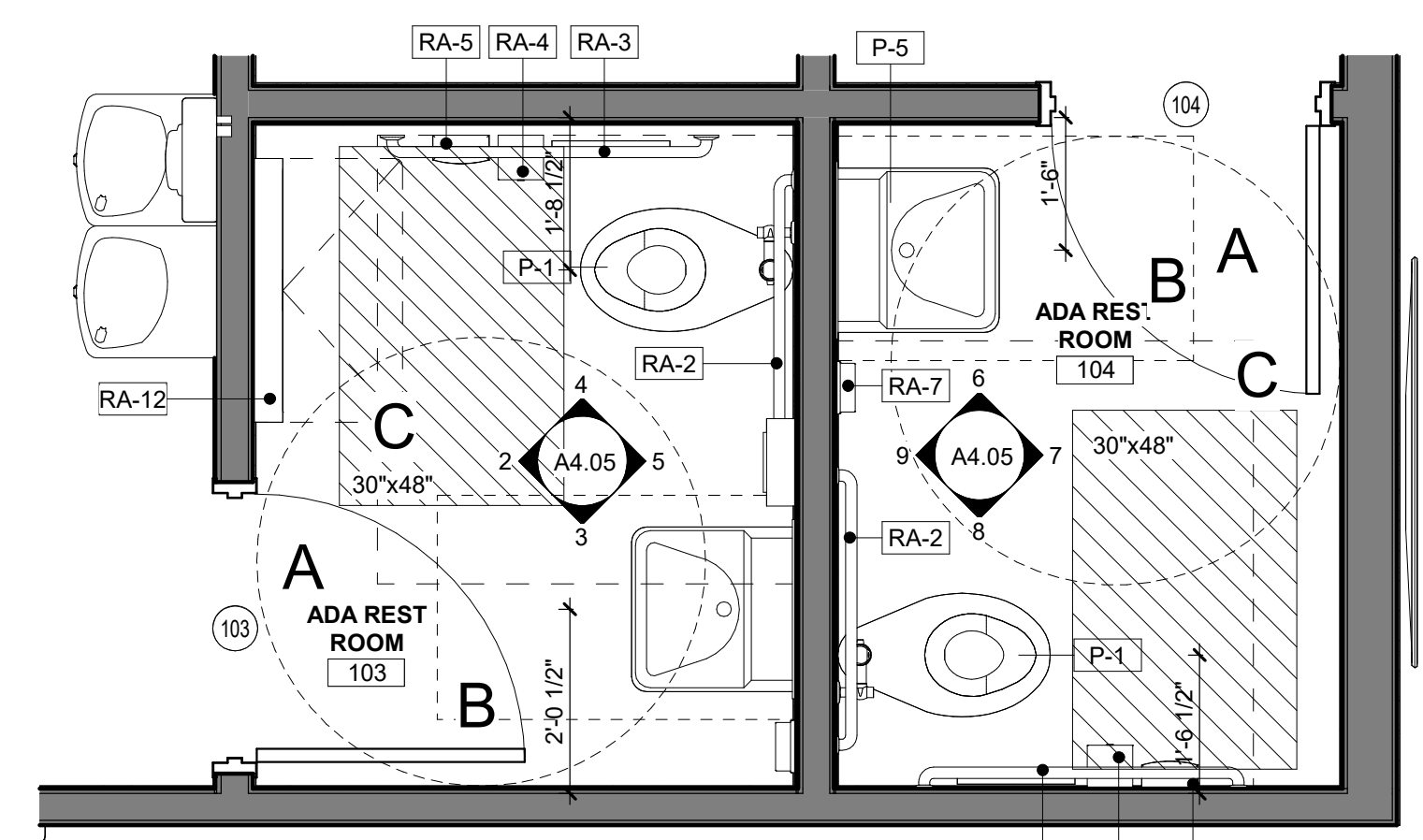
A4.05

RESTROOM NOTES	
1. ACCESSIBLE CLEAR FLOOR AREAS	
A'	60" DIA CLEAR FLOOR TURNAROUND
B'	30"x48" CLEAR FLOOR AREA
C'	56"x60" WATER CLOSET SPACE
D'	30"x 60" SHOWER CLEAR SPACE
2. ALL TOILET ACCESSORIES TO BE ADA COMPLIANT TO BE INSTALLED PER MANUFACTURER'S PUBLISHED INSTRUCTIONS.	
3. COORDINATE ALL PLUMBING FIXTURES WITH ARCHITECTURAL AND PLUMBING DRAWINGS. CONTACT ARCHITECT WITH ANY DISCREPANCIES.	
4. CONTROLS TO BE LOCATED AS SHOWN IN PLAN.	
5. ALL CONTROLS TO BE LOCATED ABOVE GRAB BAR, BUT NO HIGHER THAN 48" ABOVE SHOWER FLOOR.	
6. PROVIDE CURTAIN ROD AND SHOWER CURTAIN FOR ALL SHOWERS.	
7. FOR ALL RESTROOM STANDARDS, ADA COMPLIANT CLEARANCES, AND MOUNTING HEIGHTS. SEE SHEET A0.03 - ADA/RESTROOM DETAILS.	
8. PROVIDE BACKING AT ALL SHOWER WALLS FOR FUTURE GRAB BAR INSTALLATION.	

PLUMBING SCHEDULE	
MARK	DESCRIPTION
P-1	ADA COMPLIANT WATER CLOSET WITH FLUSH VALVE
P-4	VANDAL-RESISTANT, BARRIER-FREE VERSACOOLER II
P-5	ADA COMPLIANT WALL MOUNTED LAVATORY
P-7	MOP SINK
P-8	UTILITY SINK
P-9	WALL HUNG BARRIER FREE LAVATORY WITH COUNTER
P-10	BAR SINK

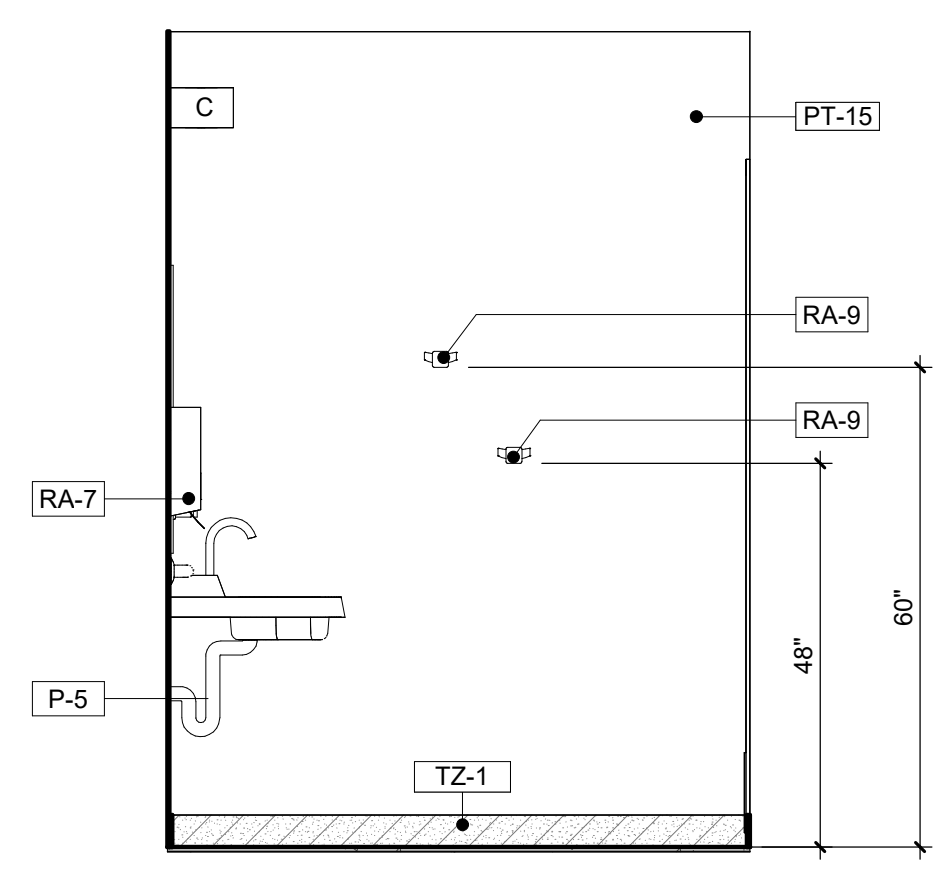
RESTROOM ACCESSORIES SCHEDULE	
MARK	DESCRIPTION
RA-2	STRAIGHT GRAB BAR - BOBRICK #B-5806x36
RA-3	STRAIGHT GRAB BAR - BOBRICK #B-5806x42
RA-4	TOILET PAPER DISPENSER - BOBRICK #B-0000
RA-5	SURFACE MOUNTED SANITARY NAPKIN DISPOSAL - BOBRICK #B-0000
RA-6	WALL MOUNTED MIRROR
RA-7	SURFACE MOUNTED SOAP DISPENSER - BOBRICK #B-0000
RA-8	WALL MOUNTED OPEN SHELVING
RA-9	SURFACE MOUNTED DOUBLE ROBE HOOK - BOBRICK #B-672
RA-10	SURFACE MOUNTED PAPER TOWEL DISPENSER - BOBRICK #B-4262
RA-11	BOBRICK B-4221 CONTURA SERIES SURFACE MOUNTED SEAT COVER DISPENSER
RA-12	SURFACE MOUNTED BABY CHANGING STATION - KOALA KARE #KB110-SSWM
RA-14	SHOWER CURTAIN & HOOKS BOBRICK #B-201-1/204-2/204-3 & SHOWER CURTAIN ROD - BOBRICK #B-207

FINISH SPECIFICATIONS - INTERIOR		
MARK	DESCRIPTION	MANUFACTURER
LM-1	PLASTIC LAMINATE	FORMICA LAMINATE, COLOR: DANISH MAPLE
M-1	TEMPERED CLEAR GLASS MIRRORS	T.B.D.
PT-13	INT. WALL PAINT FINISH	SHERWIN WILLIAMS - 7004 SNOWBOUND
PT-14	INT. WALL PAINT FINISH	SHERWIN WILLIAMS - 6243 DISTANCE
PT-15	INT. WALL PAINT FINISH	SHERWIN WILLIAMS - 9561 GUILD GREY
RB-1	RUBBER TILE FLOOR FINISH	TARKETT TRIUMPH MULTI-FUNCTIONAL SPORTS RUBBER TILE AND 12" BASE IN LD7 LUNAR EXPLORER (9.53 MM).
TL-1	WALL TILE	FIRECLAY TILE, ORIGINAL CERAMIC, RAINY DAY, GLOSS, 6X12
TL-2	ACCENT COLOR WALL TILE	FIRECLAY TILE, NATURAL PRESS, CARMINE, GLOSS, 6X12
TZ-1	TERRAZZO RESIN SYSTEM IN COLOR T/MZ2-1998 (12.7 MM)	TERRAZZO&MARBLE SUPPLY COMPANY
VT-2	VINYL BASE	TARKETT JOHNSONITE TRADITIONAL VINYL 6" 38 PEWTER CG

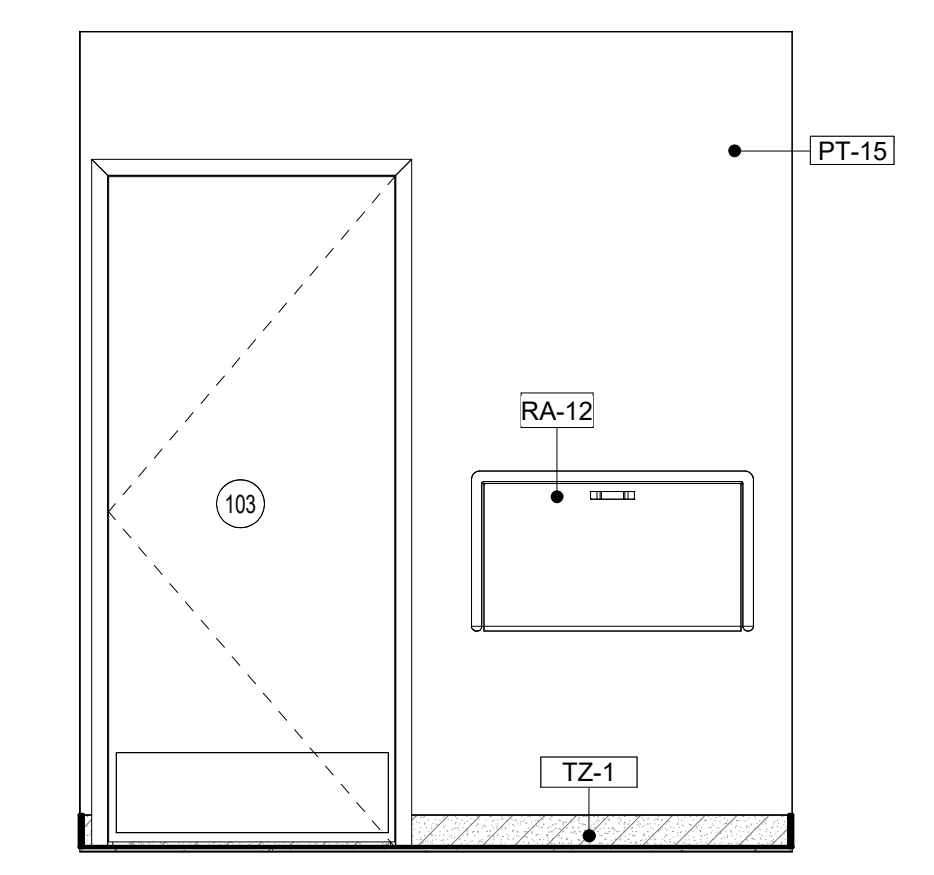


FEC

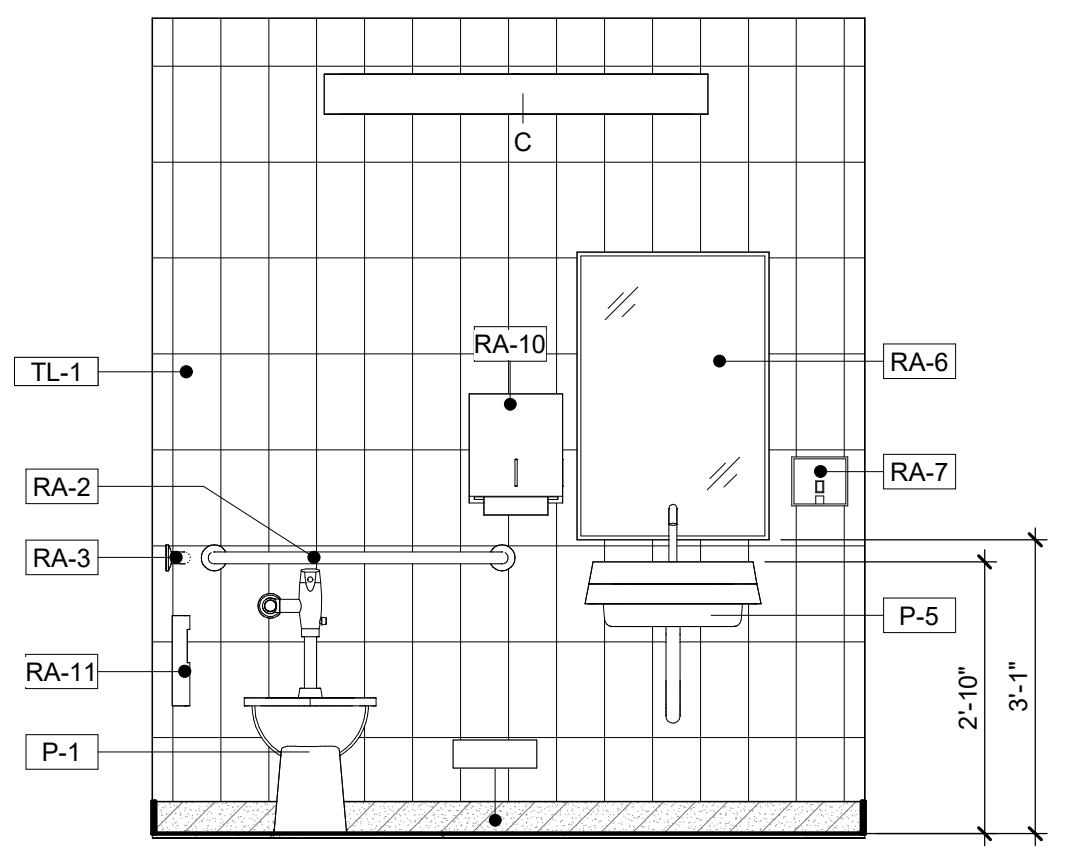
1 **ENLARGED RESTROOMS - ROOMS 103 & 104**
A4.05 1/2" = 1'-0"



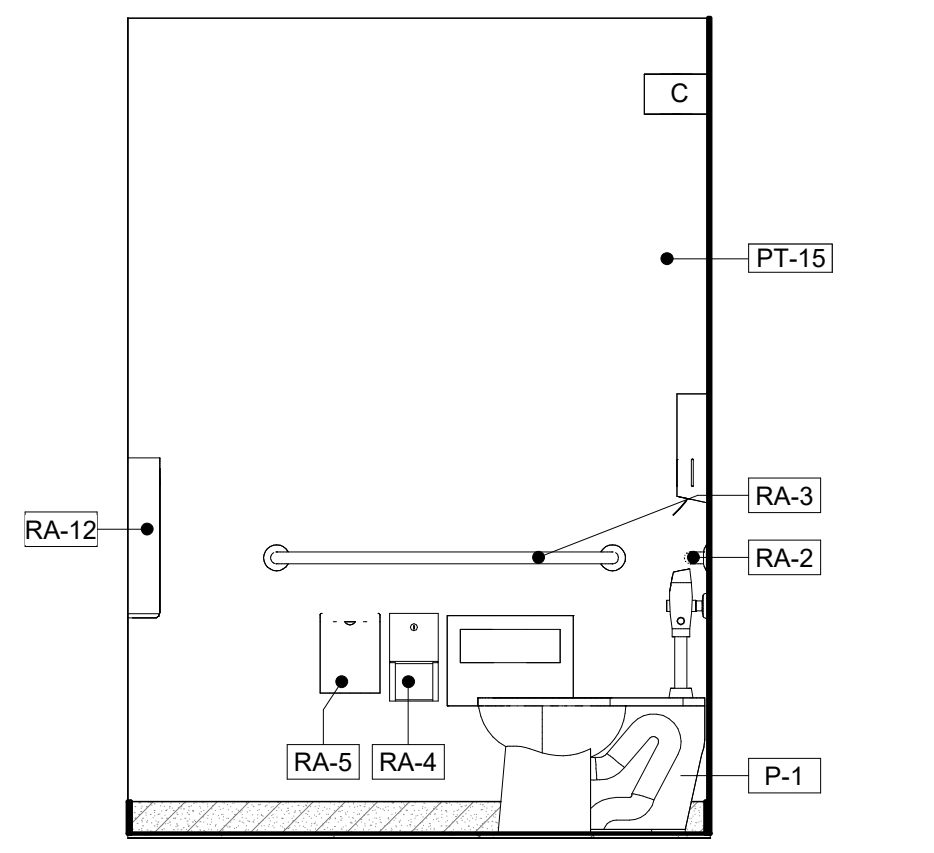
3 **ADA REST RM 103 - SOUTH ELEVATION**
A4.05 1/2" = 1'-0"



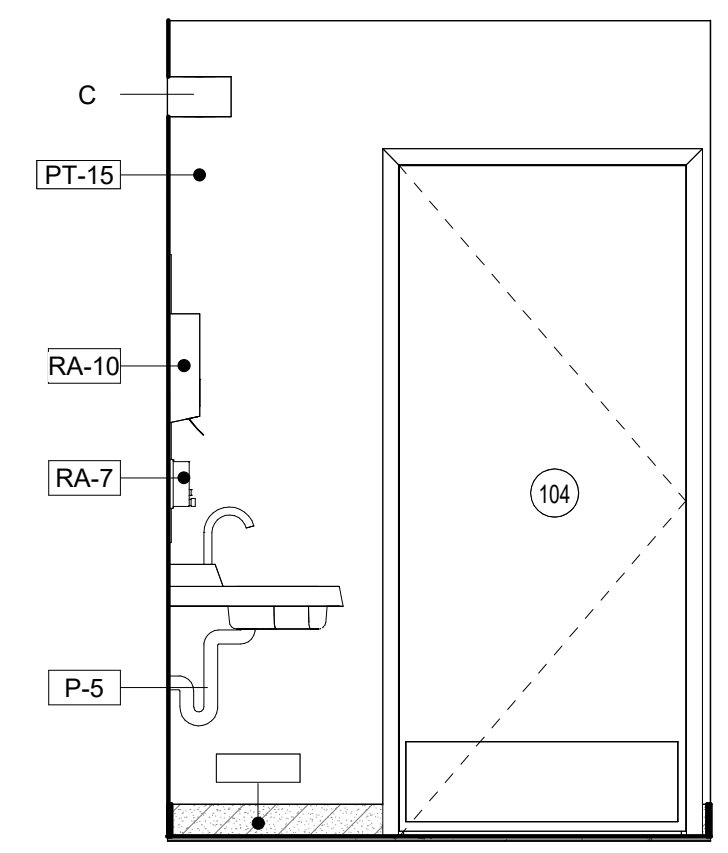
2 **ADA REST RM 103 - WEST ELEVATION**
A4.05 1/2" = 1'-0"



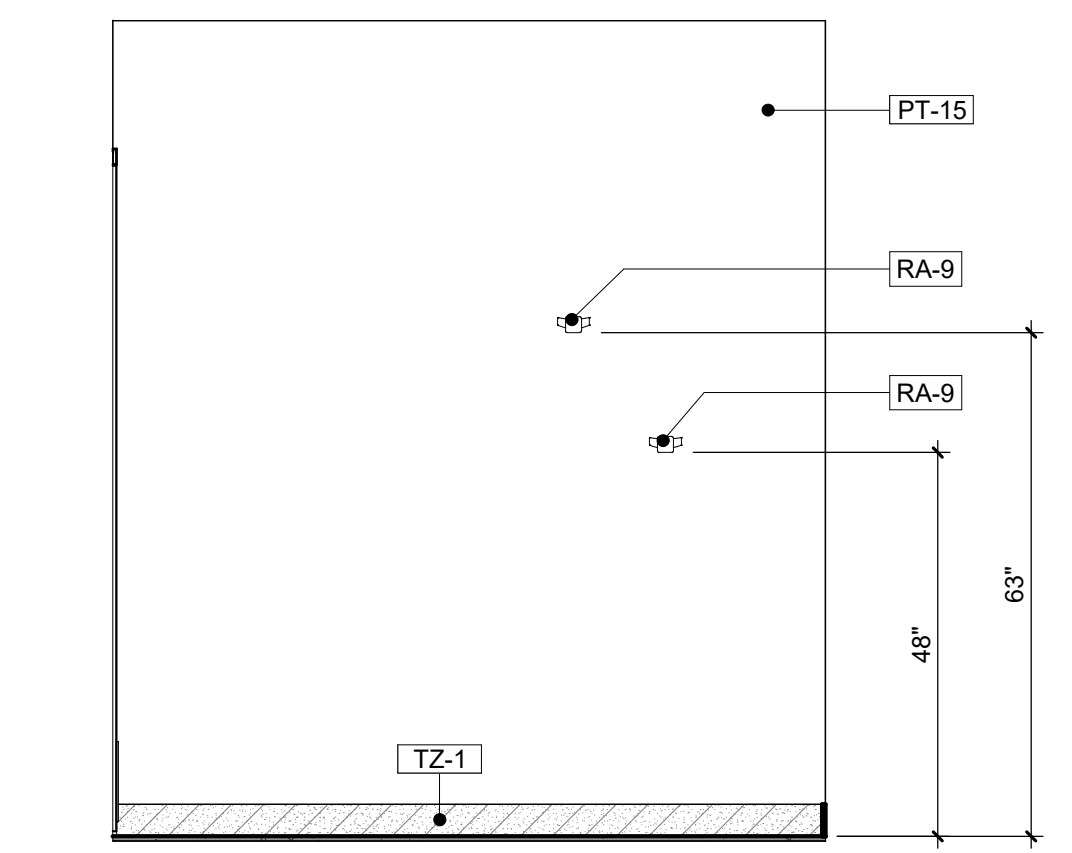
5 **ADA REST RM 103 - EAST ELEVATION**
A4.05 1/2" = 1'-0"



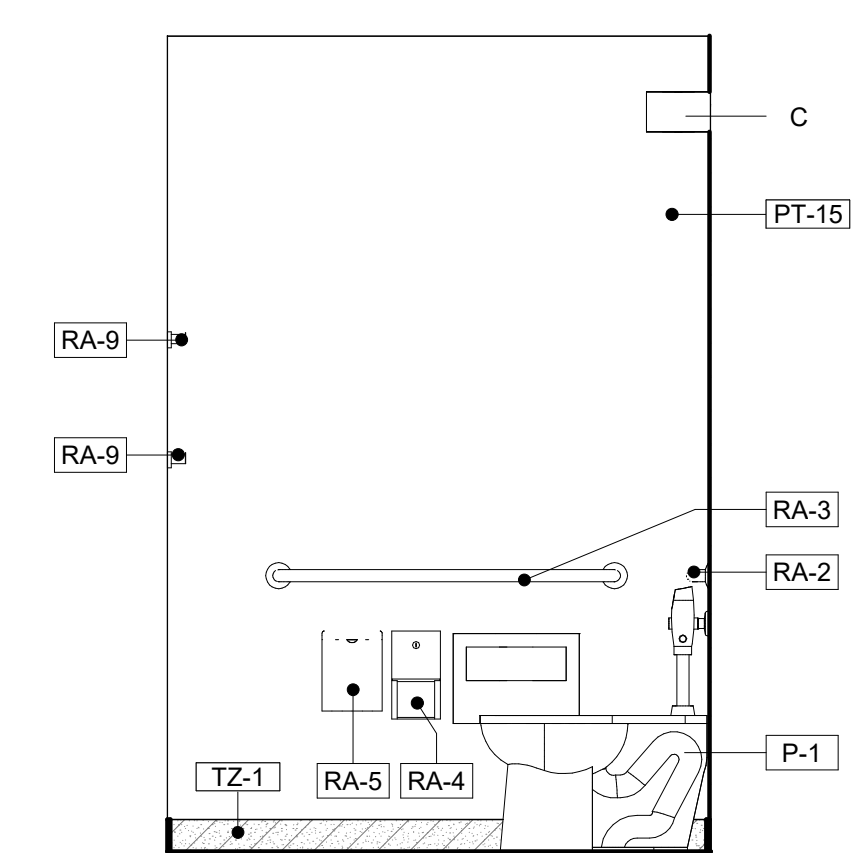
4 **ADA REST RM 103 - NORTH ELEVATION**
A4.05 1/2" = 1'-0"



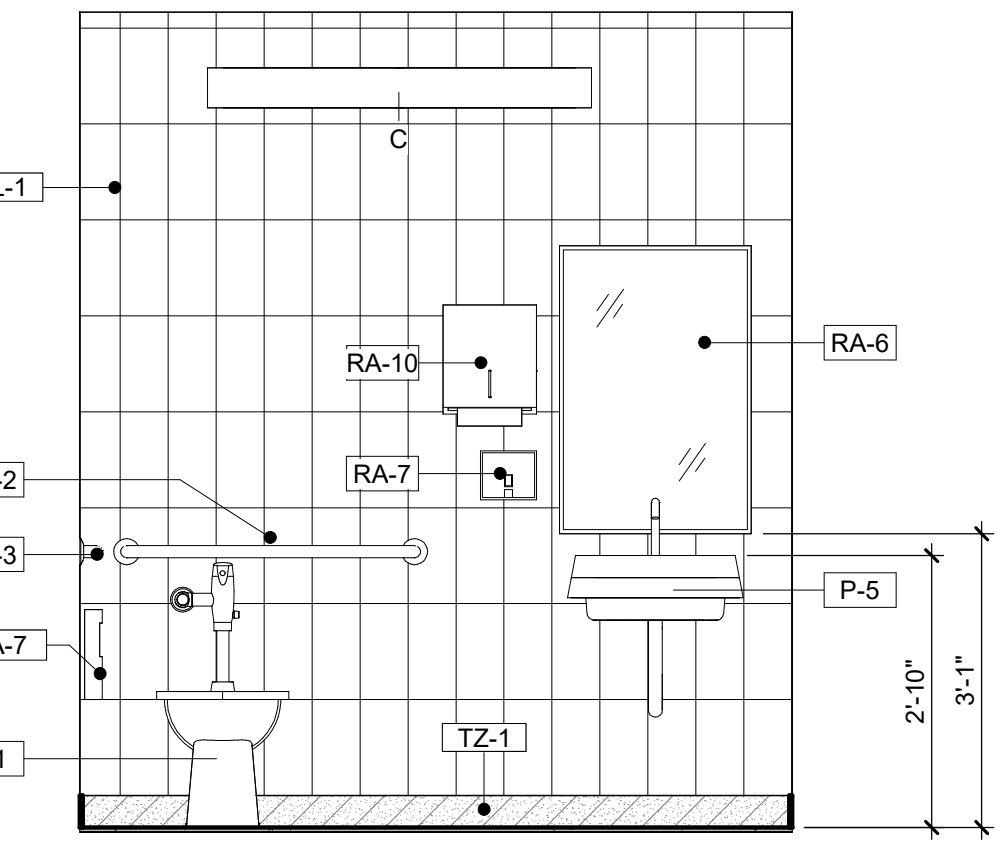
6 **ADA REST RM 104 - NORTH ELEVATION**
A4.05 1/2" = 1'-0"



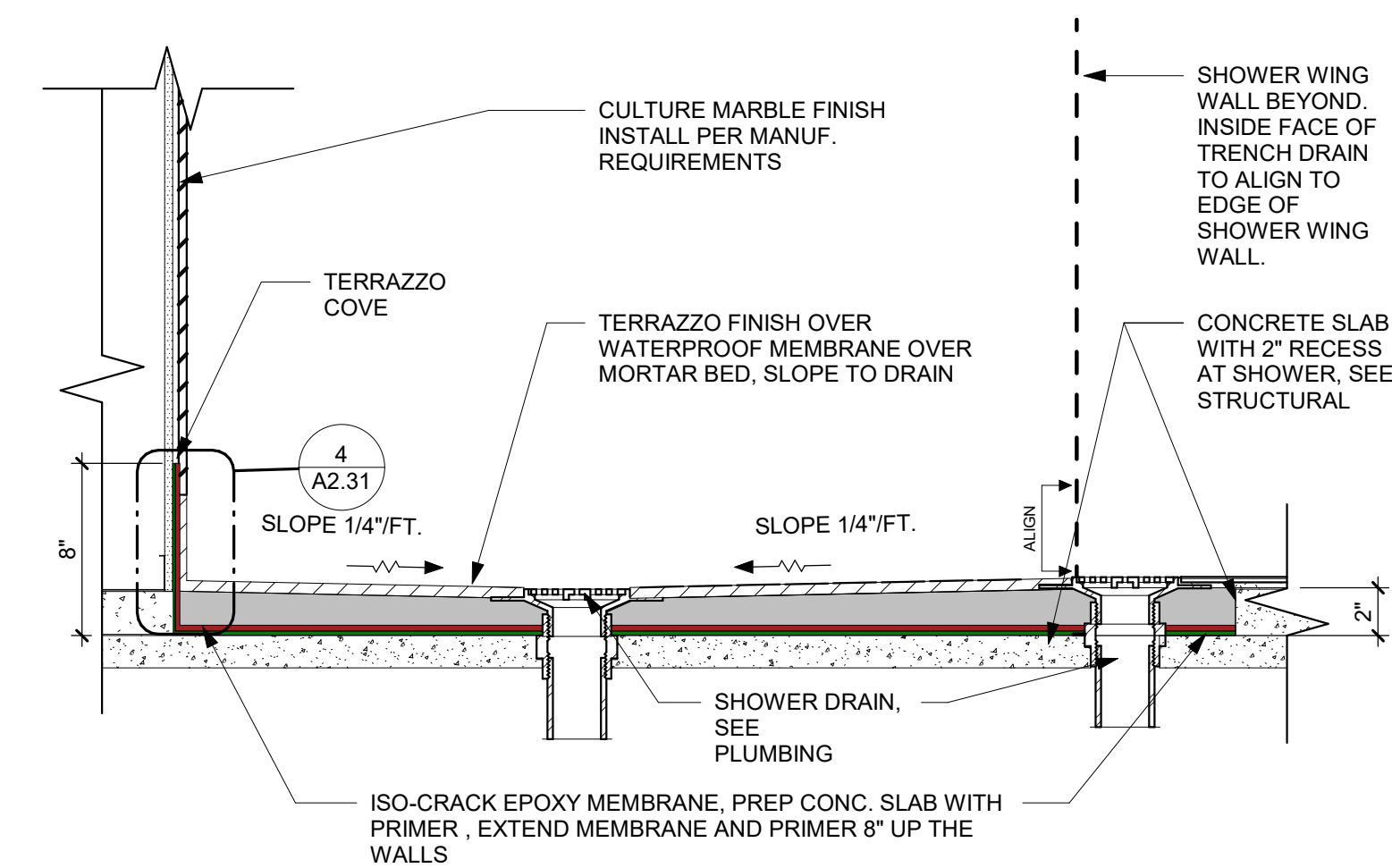
7 **ADA REST RM 104 - EAST ELEVATION**
A4.05 1/2" = 1'-0"



8 **ADA REST RM 104 - SOUTH ELEVATION**
A4.05 1/2" = 1'-0"



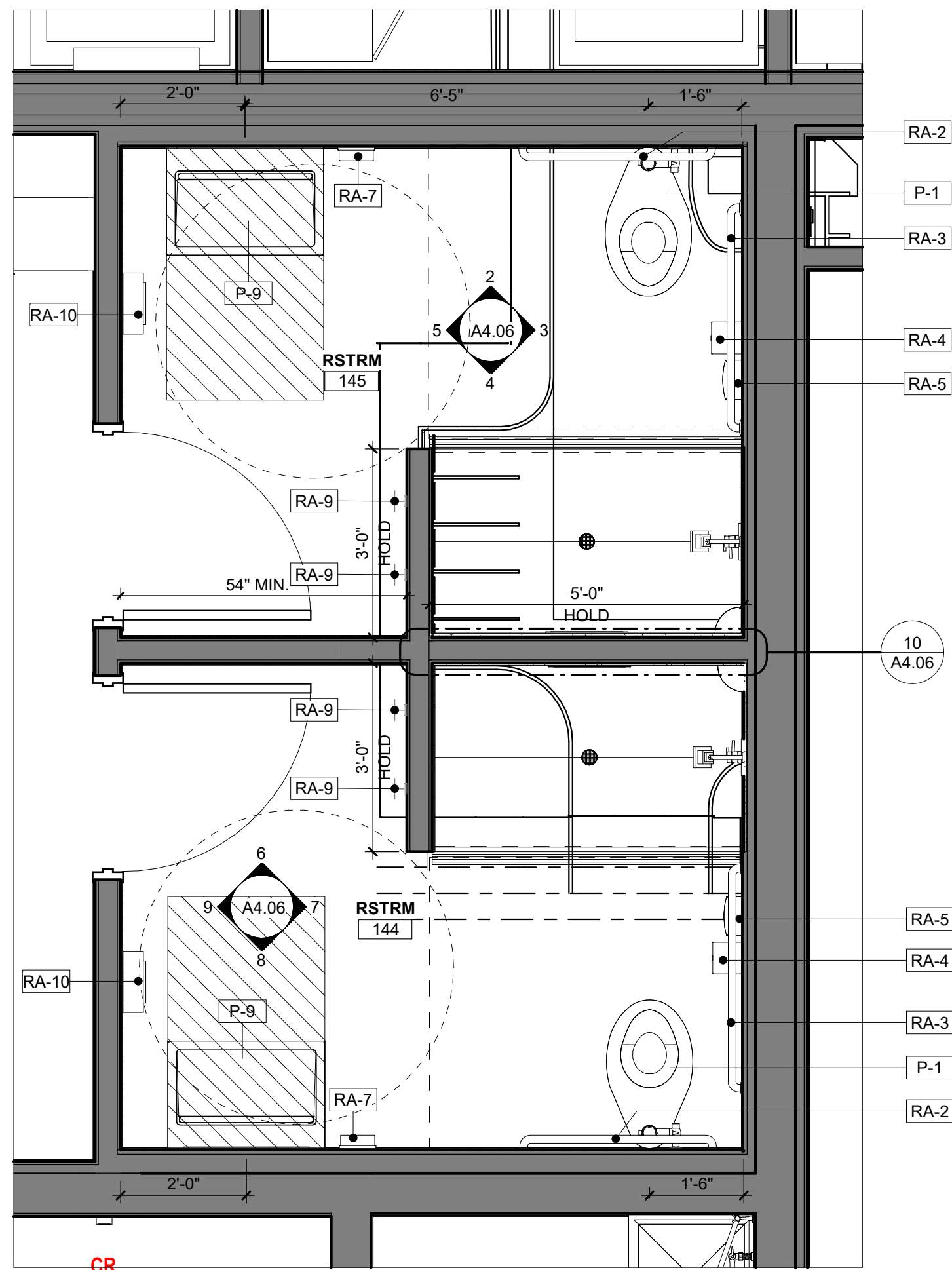
9 **ADA REST ROOM 104 - WEST ELEVATION**
A4.05 1/2" = 1'-0"



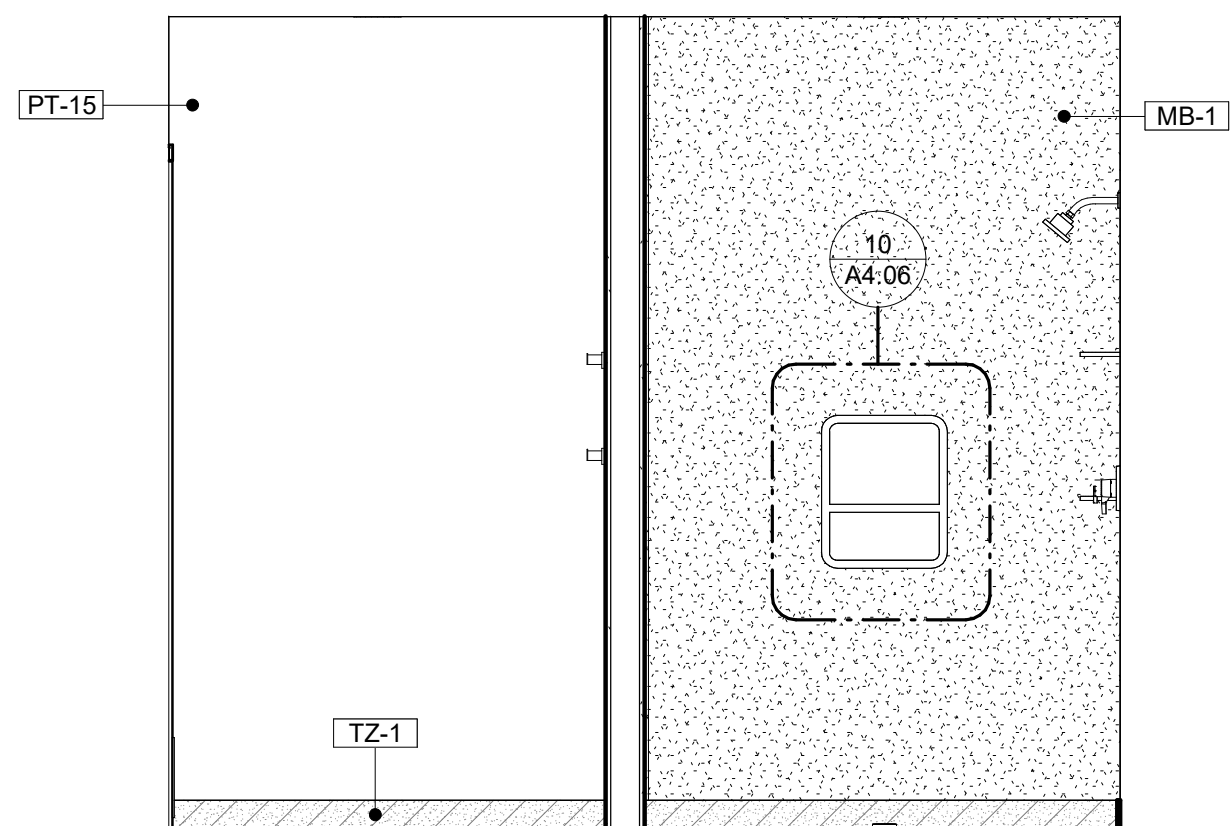
10 **SHOWER PAN AND DRAIN**
A4.05 1 1/2" = 1'-0"

THIS DOCUMENT IS THE PROPERTY OF CURRIE SOWARDS AGUILU ARCHITECTS INC. ALL RIGHTS ARE RESERVED. ANY POSSESSION, REPRODUCTION OR OTHER USE OF THIS DOCUMENT, WITHOUT THE WRITTEN CONSENT OF CURRIE SOWARDS AGUILU ARCHITECTS INC., IS PROHIBITED.
3/7/2025 1:25:44 PM

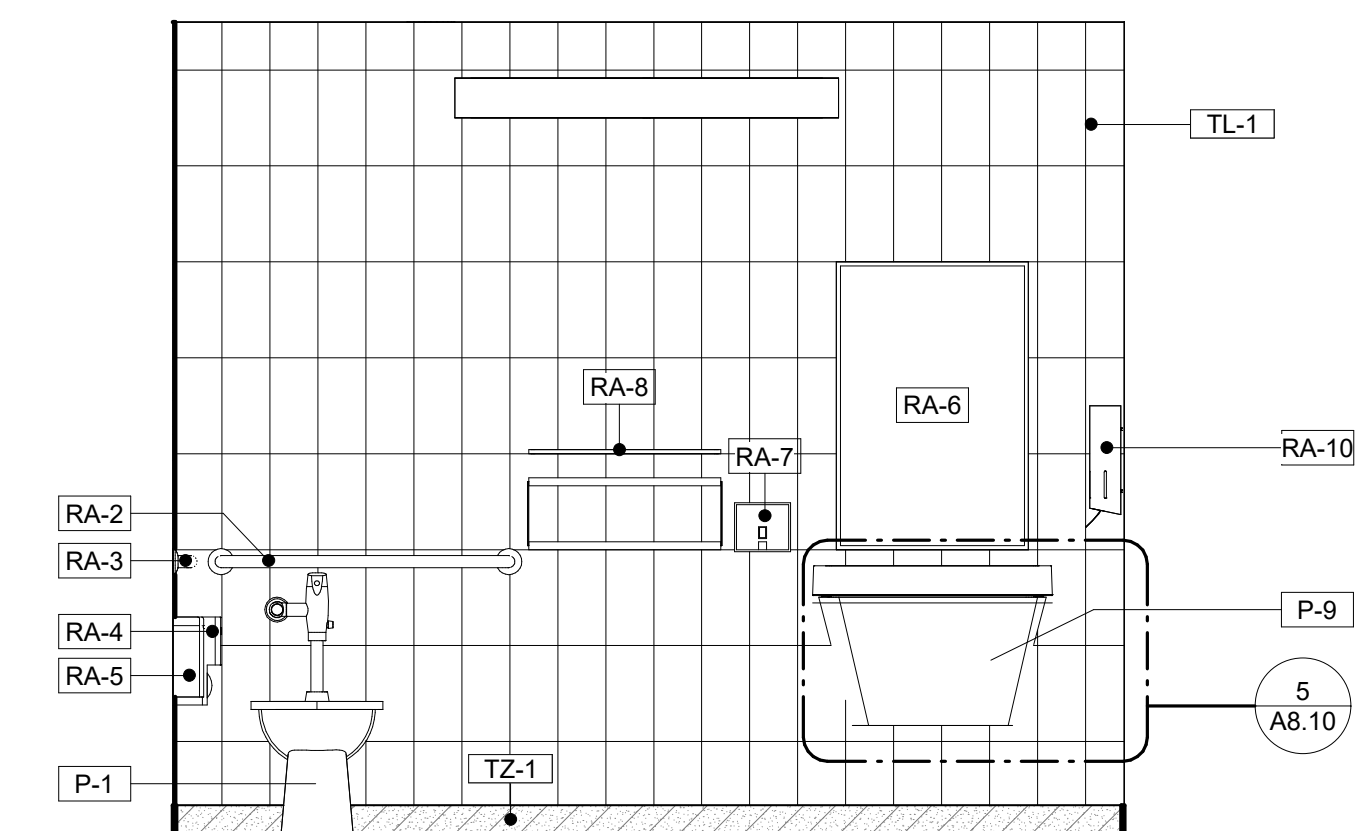
THIS DOCUMENT IS THE PROPERTY OF CURRIE SOWARDS AGUILA ARCHITECTS INC. ALL RIGHTS ARE RESERVED. ANY POSSESSION, REPRODUCTION OR OTHER USE OF THIS DOCUMENT, WITHOUT THE WRITTEN CONSENT OF CURRIE SOWARDS AGUILA ARCHITECTS INC., IS PROHIBITED. 3/7/2025 1:25:49 PM



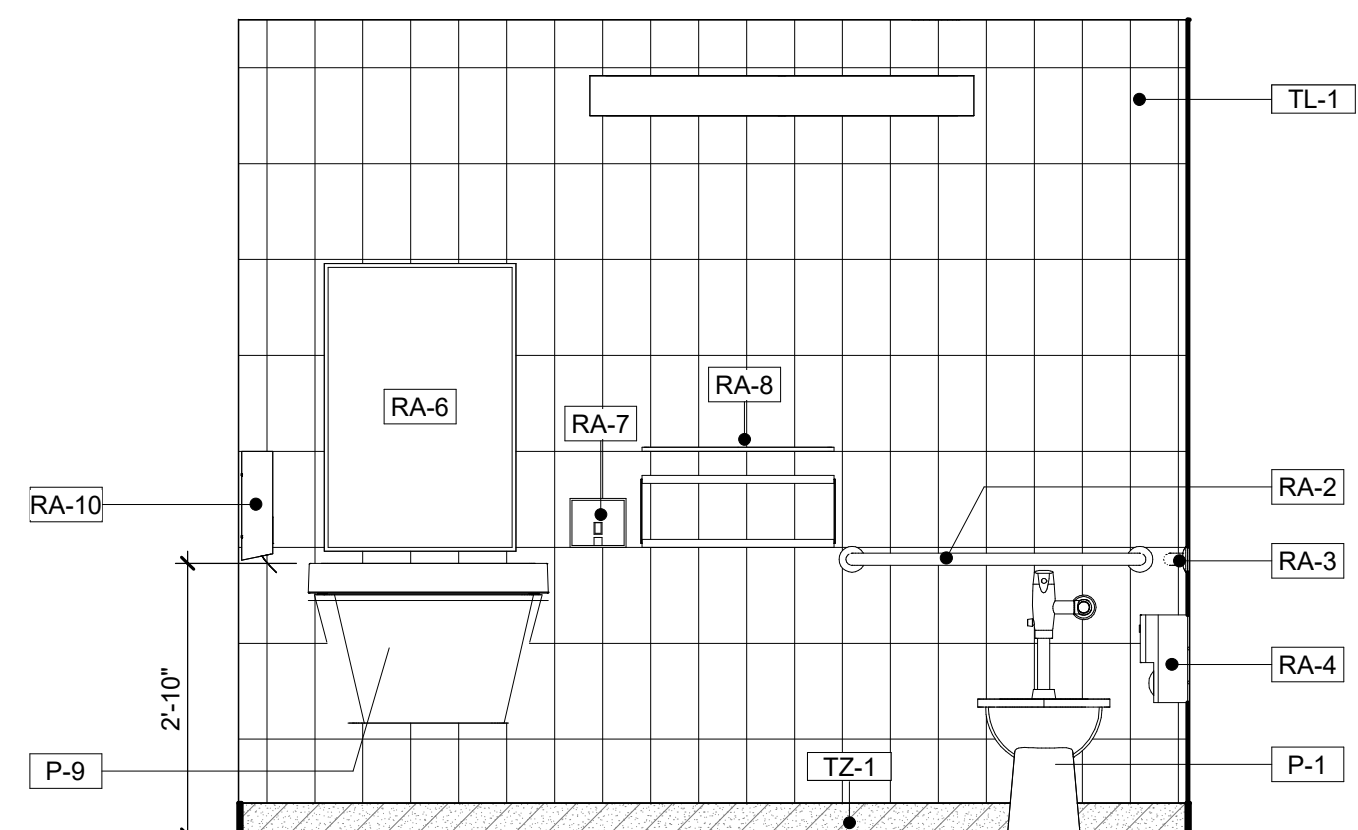
1 ENLARGED RESTROOMS - ROOMS 145 & 144
A4.06 1/2" = 1'-0"



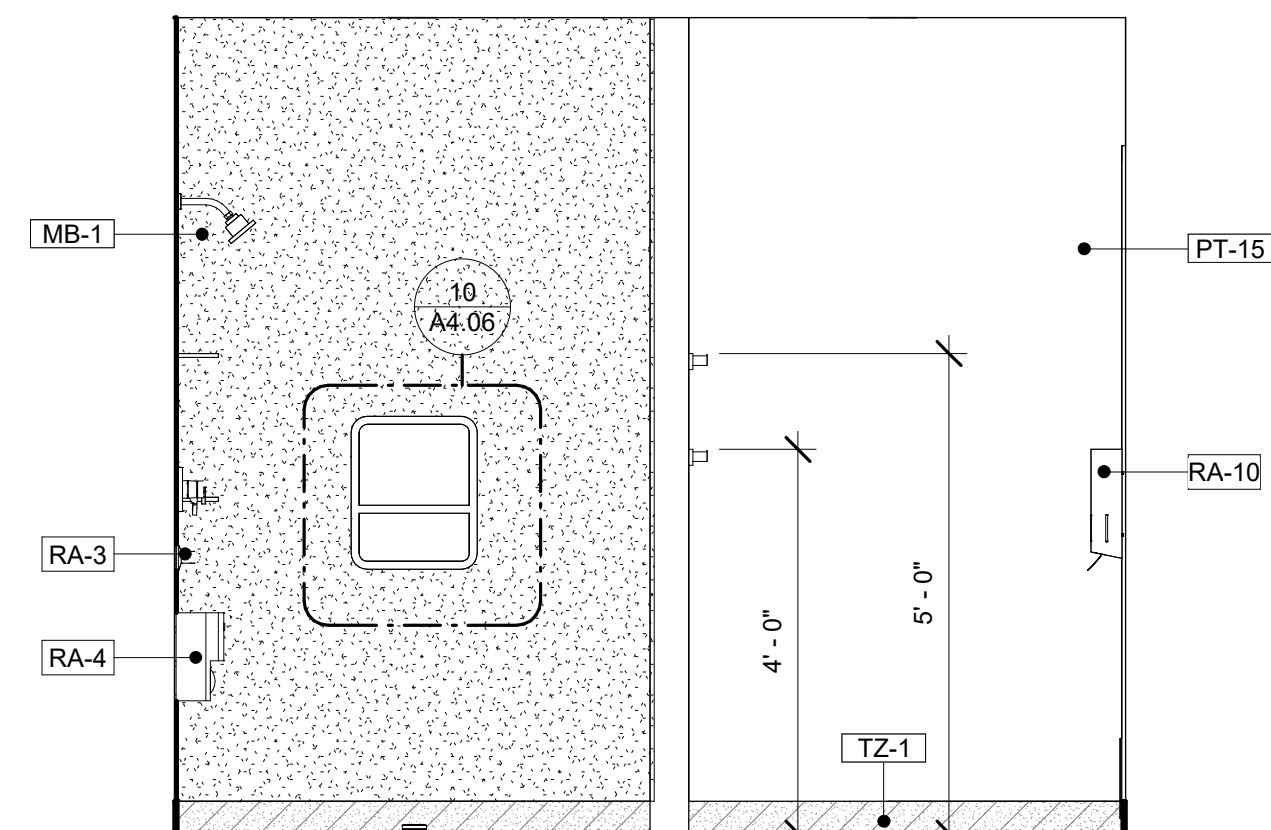
6 RESTROOM 144 - N. ELEVATION
A4.06 1/2" = 1'-0"



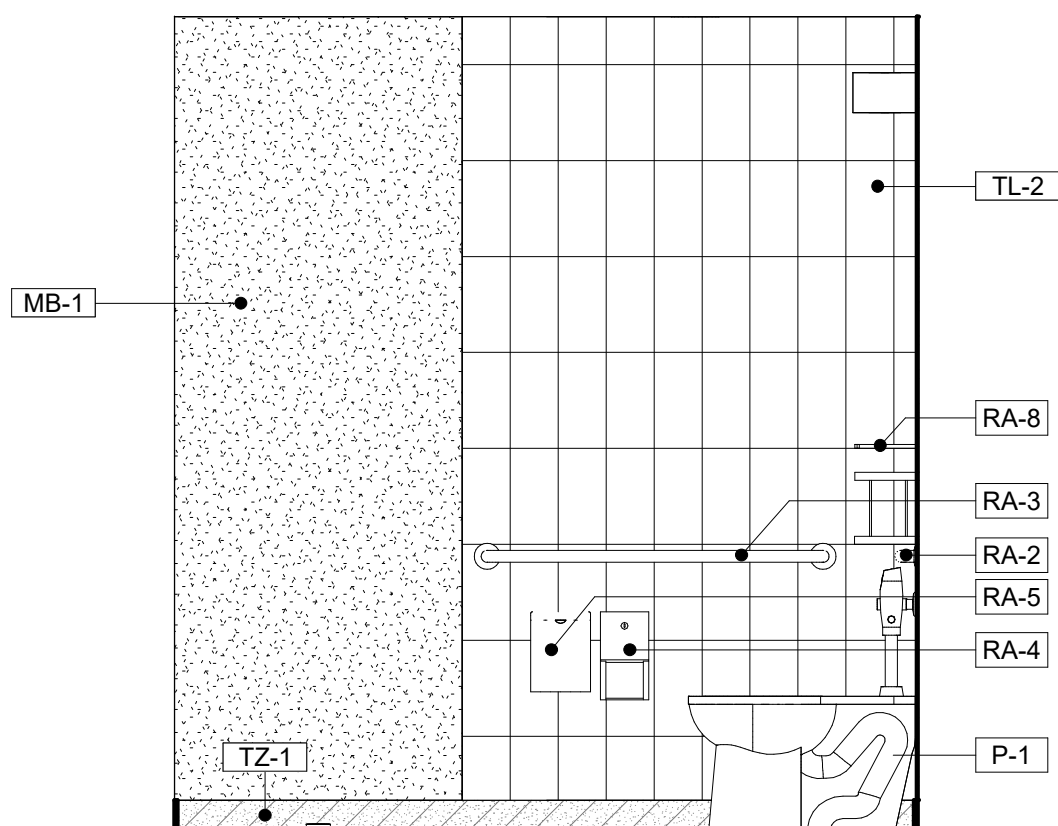
8 RESTROOM 144 - S. ELEVATION
A4.06 1/2" = 1'-0"



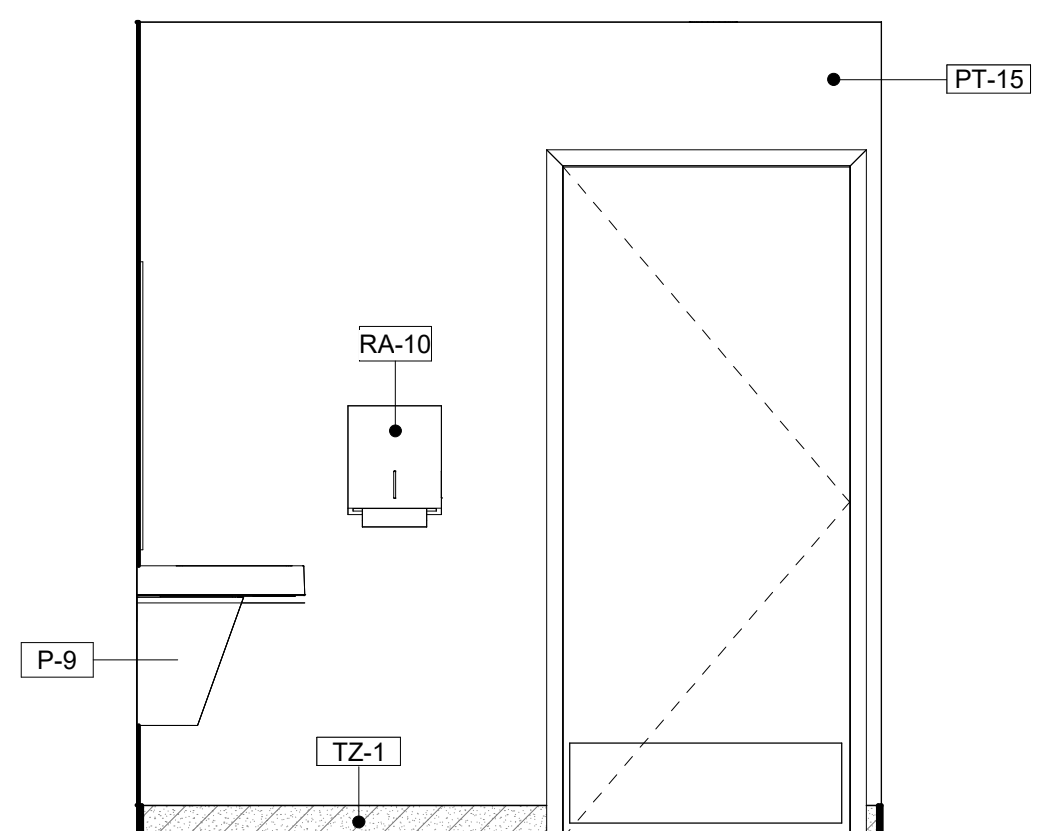
2 RESTROOM 145 - N. ELEVATION
A4.06 1/2" = 1'-0"



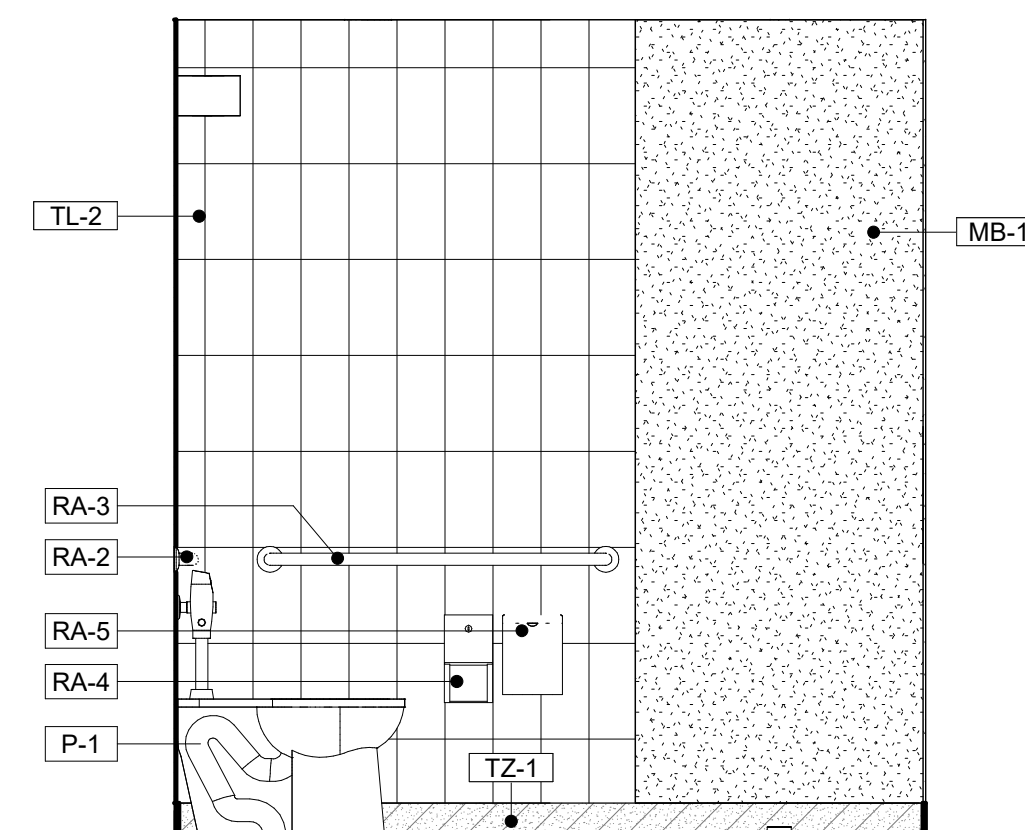
4 RESTROOM 145 - S. ELEVATION
A4.06 1/2" = 1'-0"



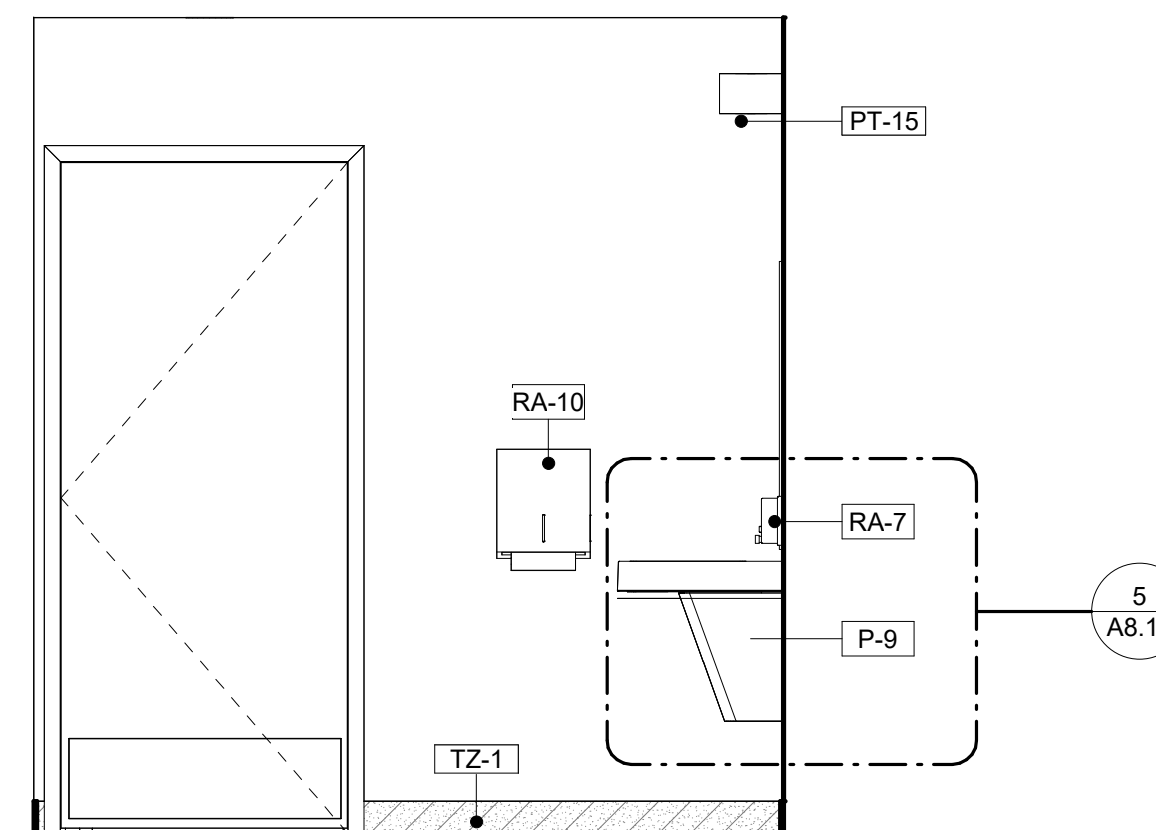
7 RESTROOM 144 - E. ELEVATION
A4.06 1/2" = 1'-0"



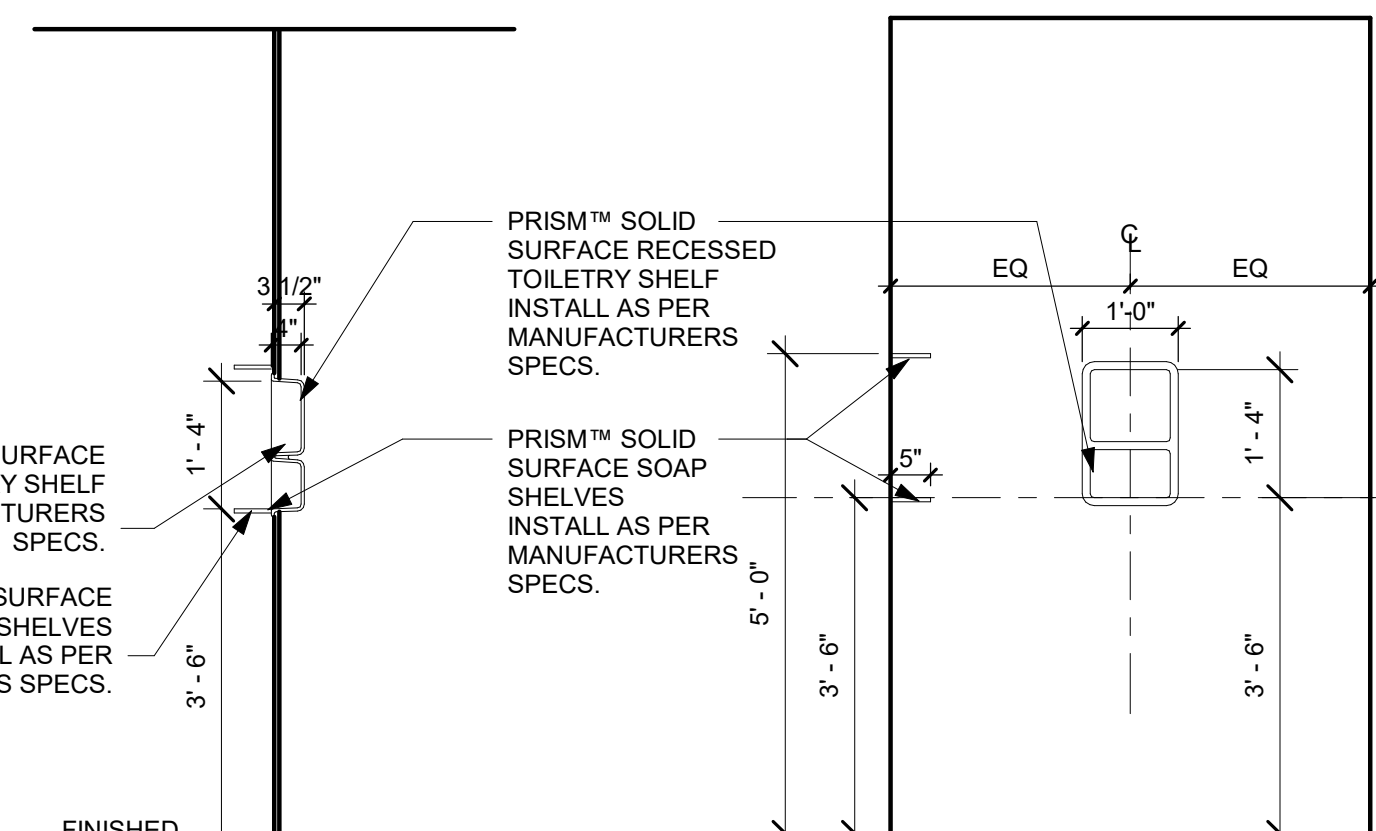
9 RESTROOM 144 - W. ELEVATION
A4.06 1/2" = 1'-0"



3 RESTROOM 145 - E. ELEVATION
A4.06 1/2" = 1'-0"



5 RESTROOM 145 - W. ELEVATION
A4.06 1/2" = 1'-0"



10 SHOWER WALL - NICHE ELEVATION
A4.06 1/2" = 1'-0"

RESTROOM NOTES	
1. ACCESSIBLE CLEAR FLOOR AREAS	A' 60" DIA CLEAR FLOOR TURNAROUND B' 30"x48" CLEAR FLOOR AREA C' 56"x60" WATER CLOSET SPACE D' 30"x 60" SHOWER CLEAR SPACE
2. ALL TOILET ACCESSORIES TO BE ADA COMPLIANT TO BE INSTALLED PER MANUFACTURER'S PUBLISHED INSTRUCTIONS.	
3. COORDINATE ALL PLUMBING FIXTURES WITH ARCHITECTURAL AND PLUMBING DRAWINGS. CONTACT ARCHITECT WITH ANY DISCREPANCIES.	
4. CONTROLS TO BE LOCATED AS SHOWN IN PLAN.	
5. ALL CONTROLS TO BE LOCATED ABOVE GRAB BAR, BUT NO HIGHER THAN 48" ABOVE SHOWER FLOOR.	
6. PROVIDE CURTAIN ROD AND SHOWER CURTAIN FOR ALL SHOWERS.	
7. FOR ALL RESTROOM STANDARDS, ADA COMPLIANT CLEARANCES, AND MOUNTING HEIGHTS. SEE SHEET A0.03 - ADA/RESTROOM DETAILS.	
8. PROVIDE BACKING AT ALL SHOWER WALLS FOR FUTURE GRAB BAR INSTALLATION.	

PLUMBING SCHEDULE	
MARK	DESCRIPTION
P-1	ADA COMPLIANT WATER CLOSET WITH FLUSH VALVE
P-4	VANDAL-RESISTANT, BARRIER-FREE VERSACOOLER II
P-5	ADA COMPLIANT WALL MOUNTED LAVATORY
P-7	MOP SINK
P-8	UTILITY SINK
P-9	WALL HUNG BARRIER FREE LAVATORY WITH COUNTER
P-10	BAR SINK

RESTROOM ACCESSORIES SCHEDULE	
MARK	DESCRIPTION
RA-2	STRAIGHT GRAB BAR - BOBRICK #B-5806x36
RA-3	STRAIGHT GRAB BAR - BOBRICK #B-5806x42
RA-4	TOILET PAPER DISPENSER - BOBRICK #B-0000
RA-5	SURFACE MOUNTED SANITARY NAPKIN DISPOSAL - BOBRICK #B-0000
RA-6	WALL MOUNTED MIRROR
RA-7	SURFACE MOUNTED SOAP DISPENSER - BOBRICK #B-0000
RA-8	WALL MOUNTED OPEN SHELVING
RA-9	SURFACE MOUNTED DOUBLE ROBE HOOK - BOBRICK #B-672
RA-10	SURFACE MOUNTED PAPER TOWEL DISPENSER - BOBRICK #B-4262
RA-11	BOBRICK B-4221 CONTURA SERIES SURFACE MOUNTED SEAT COVER DISPENSER
RA-12	SURFACE MOUNTED BABY CHANGING STATION - KOALA KARE #KB110-SSWM
RA-14	SHOWER CURTAIN & HOOKS BOBRICK #B-201-1/204-2/204-3 & SHOWER CURTAIN ROD - BOBRICK #B-207

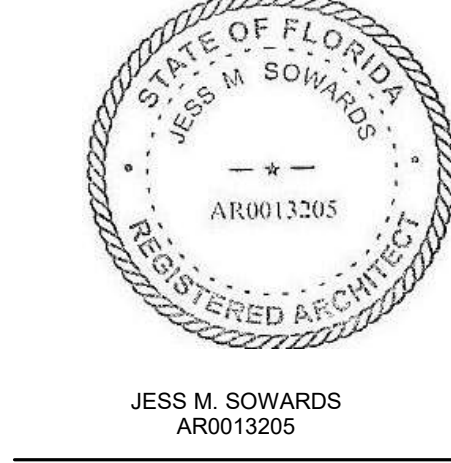
FINISH SPECIFICATIONS - INTERIOR		
MARK	DESCRIPTION	MANUFACTURER
EPX-1	EPOXY FLOOR FINISH	SIKAFLOOR MORRITEX BROADCAST SYSTEM WITH SF315 WEAR ADDITIVE IN COLOR SILVER-GRAY.
LM-1	PLASTIC LAMINATE	FORMICA LAMINATE, COLOR: DANISH MAPLE
LM-2	NON COMBUSTIBLE ALUMINUM, COLOR: BLUE PEEL	MATCHLESS CABINETS
LM-3	PLASTIC LAMINATE	WHITE, MATTE
M-1	TEMPERED CLEAR GLASS MIRRORS	T.B.D.
MB-1	SOLID SURFACE CULTURED MARBLE SHOWER WALLS	INPRO - BIOPRISM SOLID SURFACE IN COLOR: DUSK P9781
PT-13	INT. WALL PAINT FINISH	SHERWIN WILLIAMS - 7004 SNOWBOUND
PT-15	INT. WALL PAINT FINISH	SHERWIN WILLIAMS - 9561 GUILD GREY
PT-16	INT. WALL PAINT FINISH	SHERWIN WILLIAMS - 7582 SALUTE
PT-17	BLOCK FILLER WALL FINISH	SHERWIN WILLIAMS - 1 COAT PREP-RITE INTERIOR EXTERIOR LATEX BLOCK FILLER WITH TWO COATS PROMAR INTERIOR SERIES TOPCOAT. SEE CUTSHEET
RB-1	RUBBER TILE FLOOR FINISH	TARKETT TRIUMPH MULTI-FUNCTIONAL SPORTS RUBBER TILE AND 12" BASE IN LD7 LUNAR EXPLORER (9.53 MM).
TL-1	WALL TILE	FIRECLAY TILE, ORIGINAL CERAMIC, RAINY DAY, GLOSS, 6X12
TL-2	ACCENT COLOR WALL TILE	FIRECLAY TILE, NATURAL PRESS, CARMINE, GLOSS, 6X12
TZ-1	TERRAZO RESIN SYSTEM IN COLOR TM#22-1998 (12.7 MM).	TERRAZZO&MARBLE SUPPLY COMPANY
VT-2	VINYL BASE	TARKETT JOHNSONITE TRADITIONAL VINYL 6" 38 PEWTER CG



CURRIE SOWARDS AGUILA architects
Architecture, Planning, Interiors, & Sustainable Design
AA26001584

185 NE 4TH AVENUE SUITE 101
DELRAY BEACH, FL 33483
T: (561) 276-4951 F: (561) 243-8184
E-MAIL: office@csa-architects.com

ISSUED FOR:
FLEX SUB
DRC
SPA
BIDS
PERMIT
CONSTRUCTION
SEAL



PROJECT TITLE
PBCFR - FIRE STATION 24

2700 WESTGATE AVE.,
WEST PALM BEACH, FL.
33409

REVISIONS		
NUM.	DESCRIPTION	DATE

ISSUE FOR PERMIT

THESE DRAWINGS ARE PREPARED PER ESTABLISHED INDUSTRY STANDARDS AND REPRESENT THE ARCHITECT AND ENGINEERS DESIGN CONCEPT. THEY ARE NOT INTENDED TO PROVIDE EVERY DETAIL OR CONDITION REQUIRED TO CONSTRUCT THE BUILDING. THE CONTRACTOR THROUGH SUBMITTALS AND OTHER COORDINATION EFFORTS IS FULLY RESPONSIBLE FOR PROVIDING A COMPLETE AND OPERATIONAL BUILDING WHETHER INDICATED ON THE PLANS OR NOT.

DRAWING TITLE
ENLARGED - RESTROOM

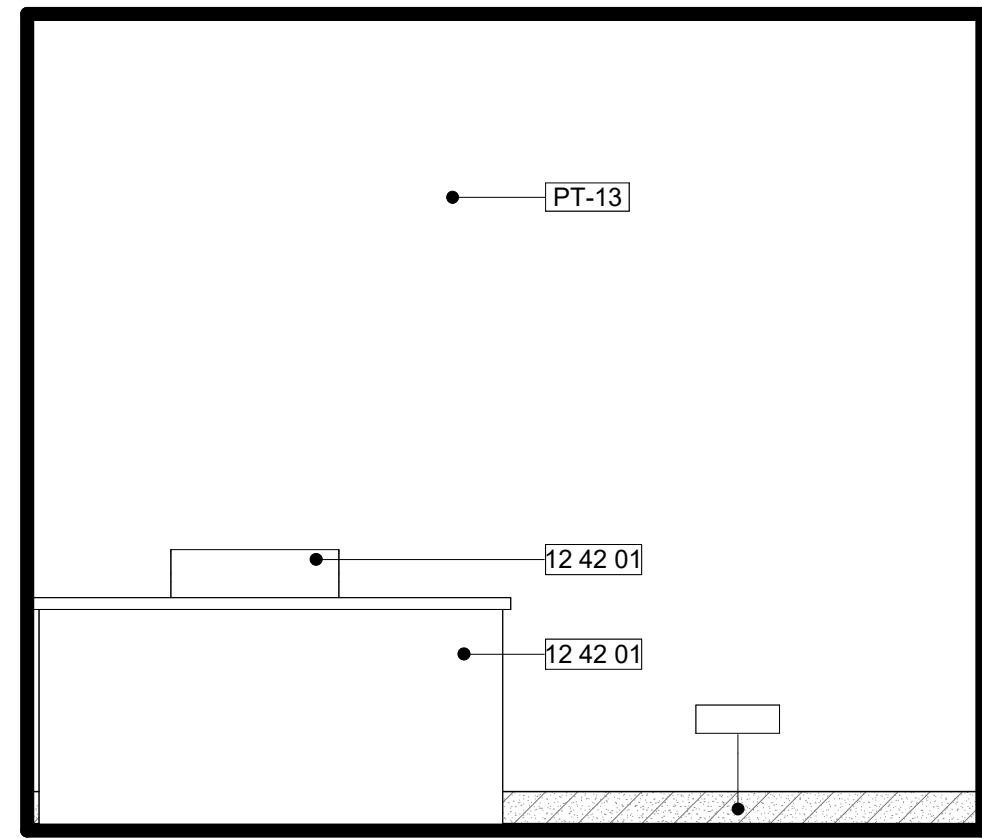
DATE: _____ DRAWN BY: CP

JOB NUMBER: 230103

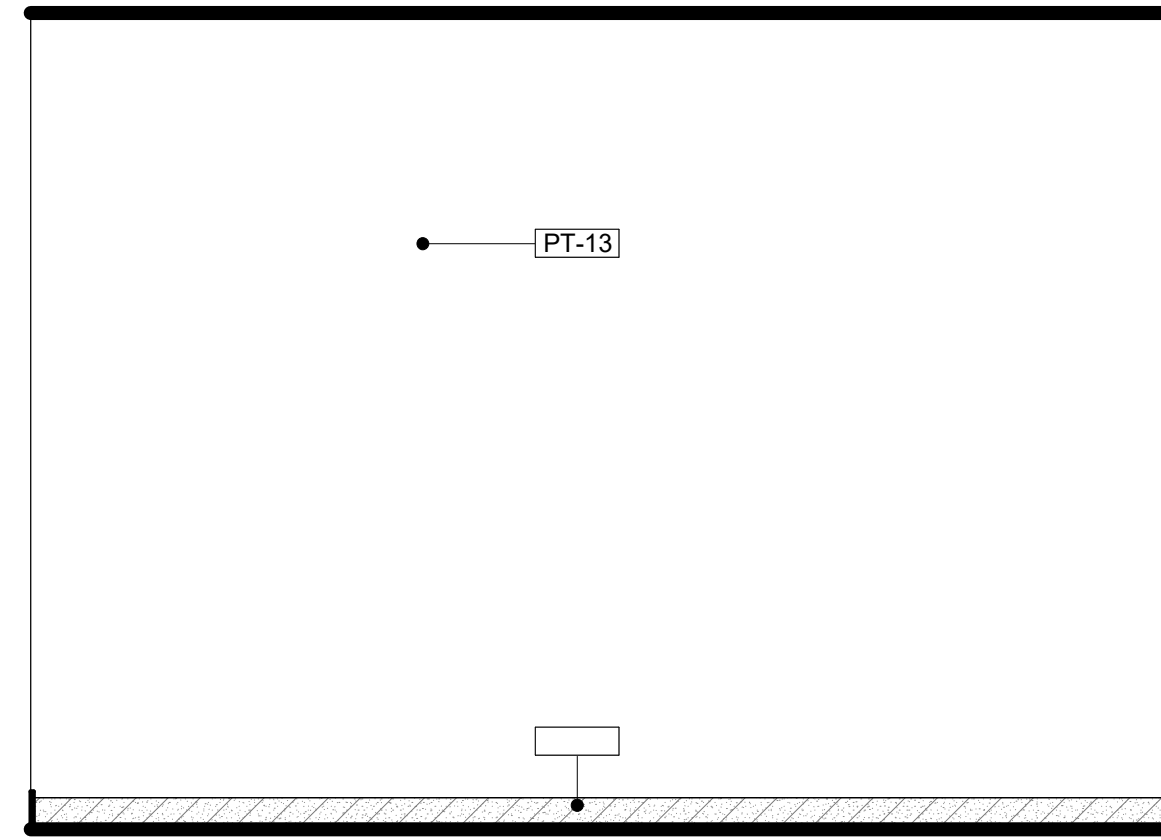
DRAWING NUMBER

A4.06

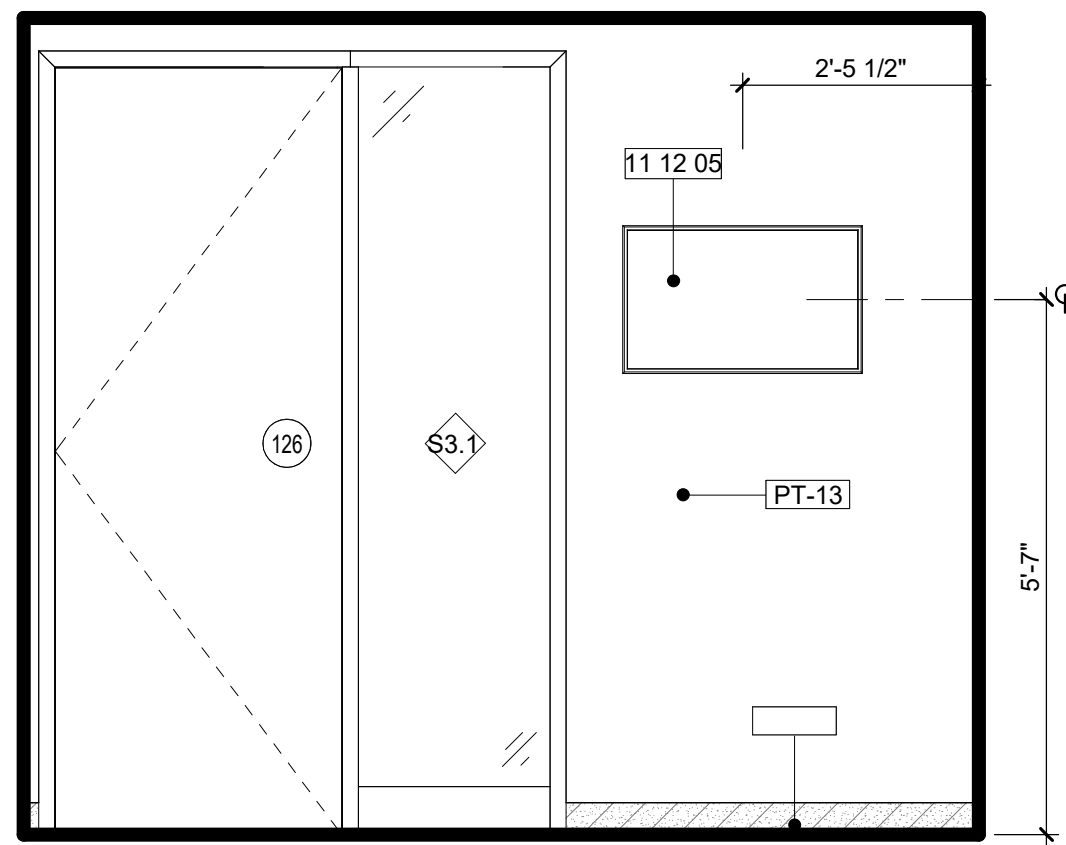
THIS DOCUMENT IS THE PROPERTY OF CURRIE SOWARDS AGUILA ARCHITECTS INC. ALL RIGHTS ARE RESERVED. ANY POSSESSION, REPRODUCTION OR OTHER USE OF THIS DOCUMENT, WITHOUT THE WRITTEN CONSENT OF CURRIE SOWARDS AGUILA ARCHITECTS INC., IS PROHIBITED. 3/7/2025 1:25:53 PM



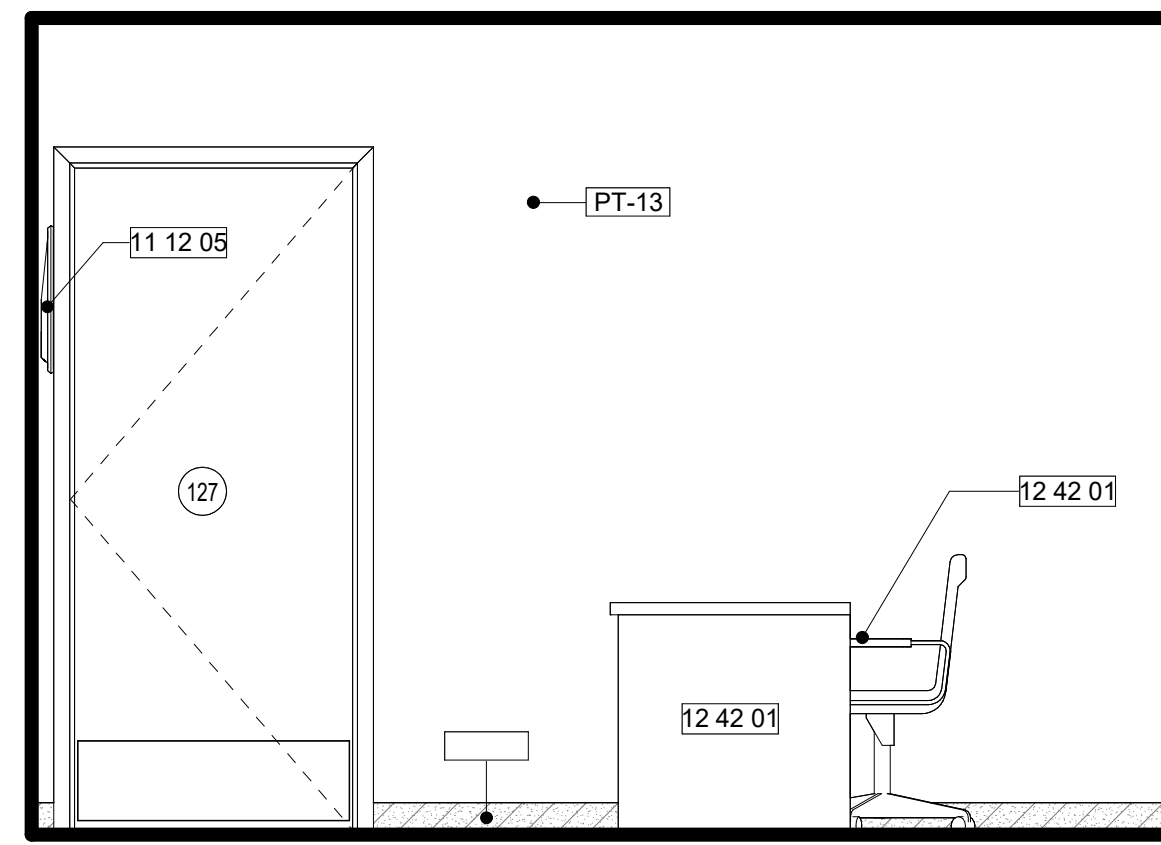
3 RM 126- NORTH ELEVATION
A4.07 1/2" = 1'-0"



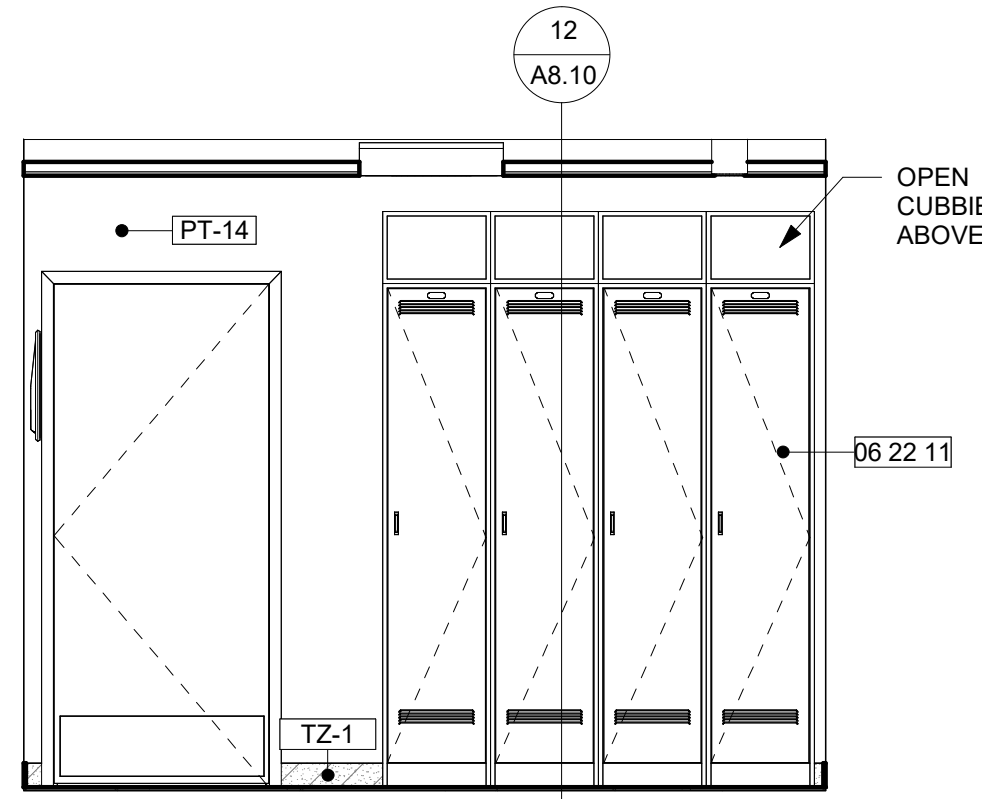
2 RM 126- EAST ELEVATION
A4.07 1/2" = 1'-0"



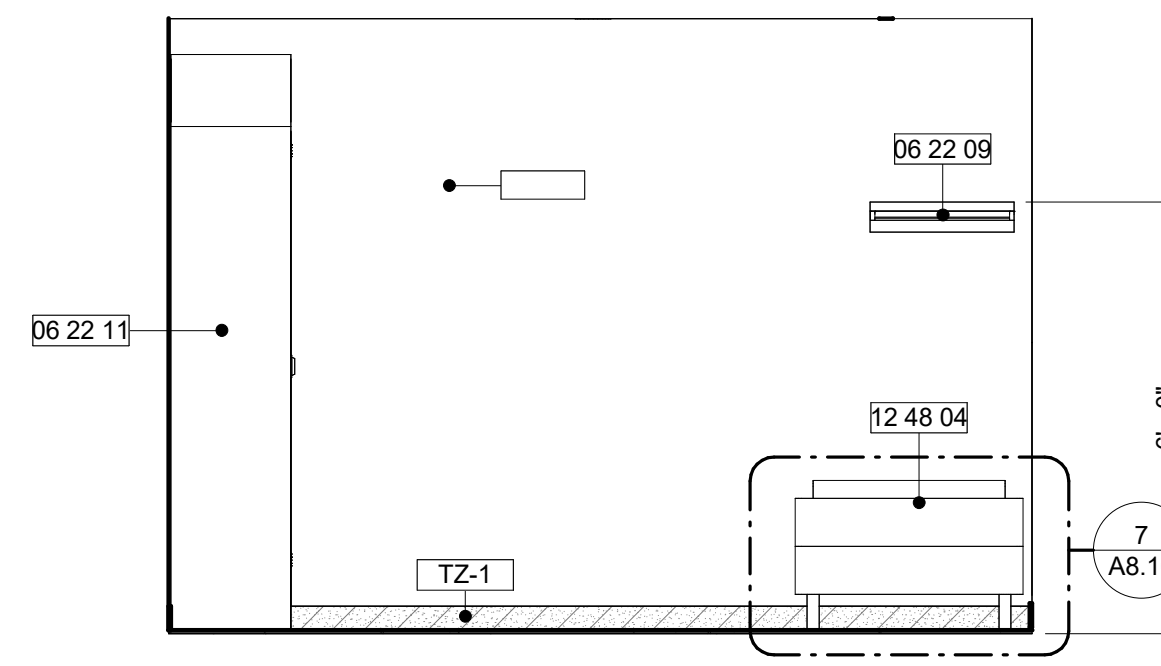
4 RM 126- SOUTH ELEVATION
A4.07 1/2" = 1'-0"



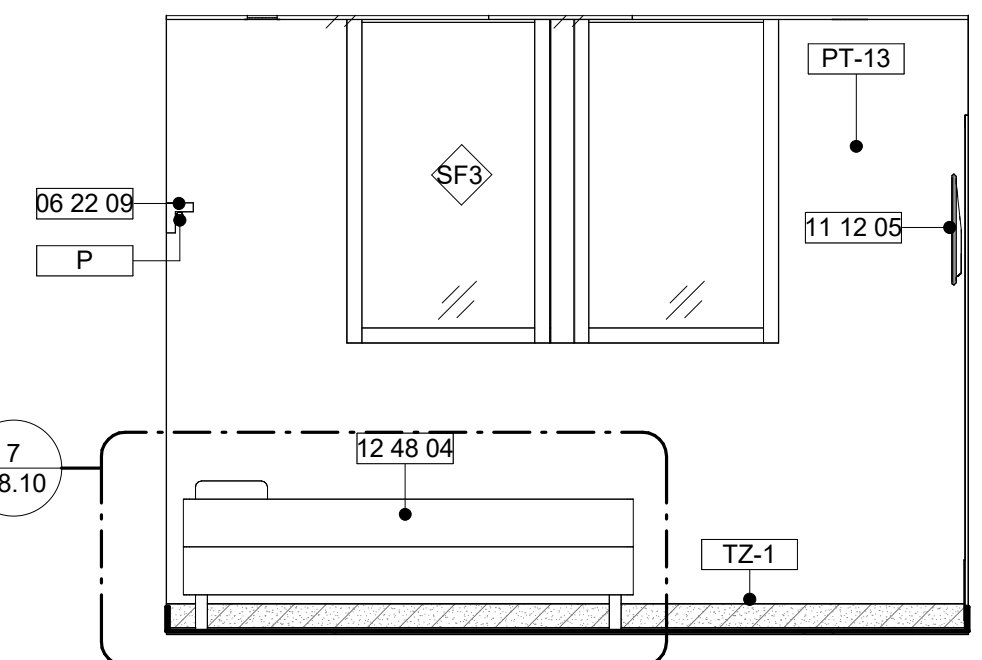
5 RM 126- WEST ELEVATION
A4.07 1/2" = 1'-0"



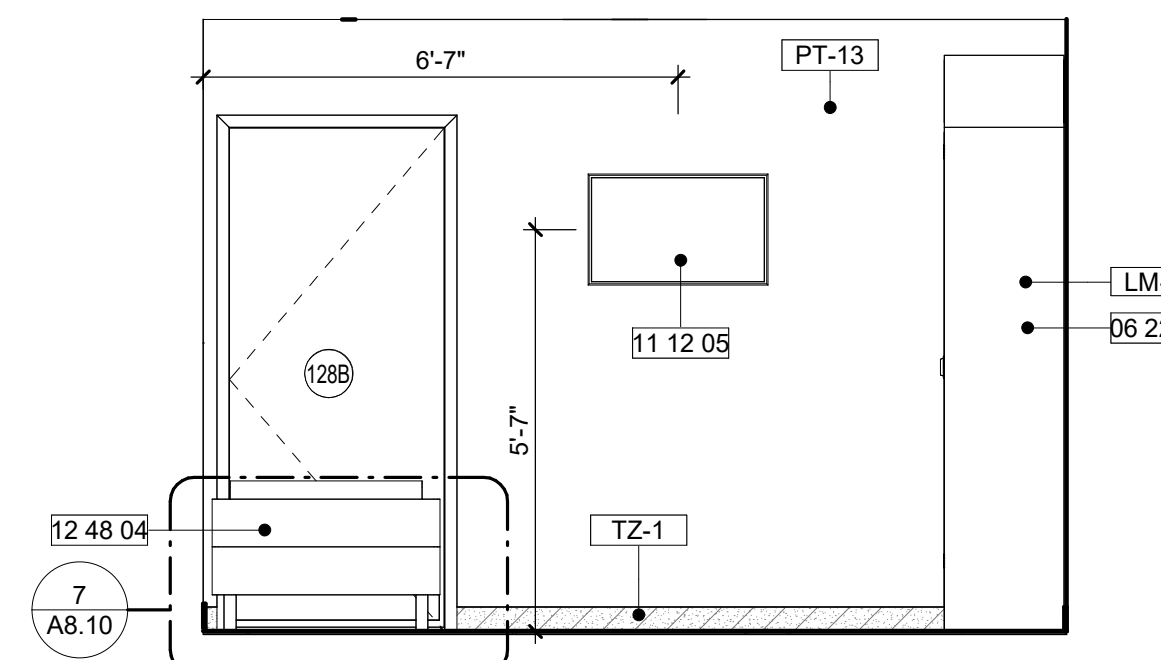
8 RM 129- EAST ELEVATION
A4.07 3/8" = 1'-0"



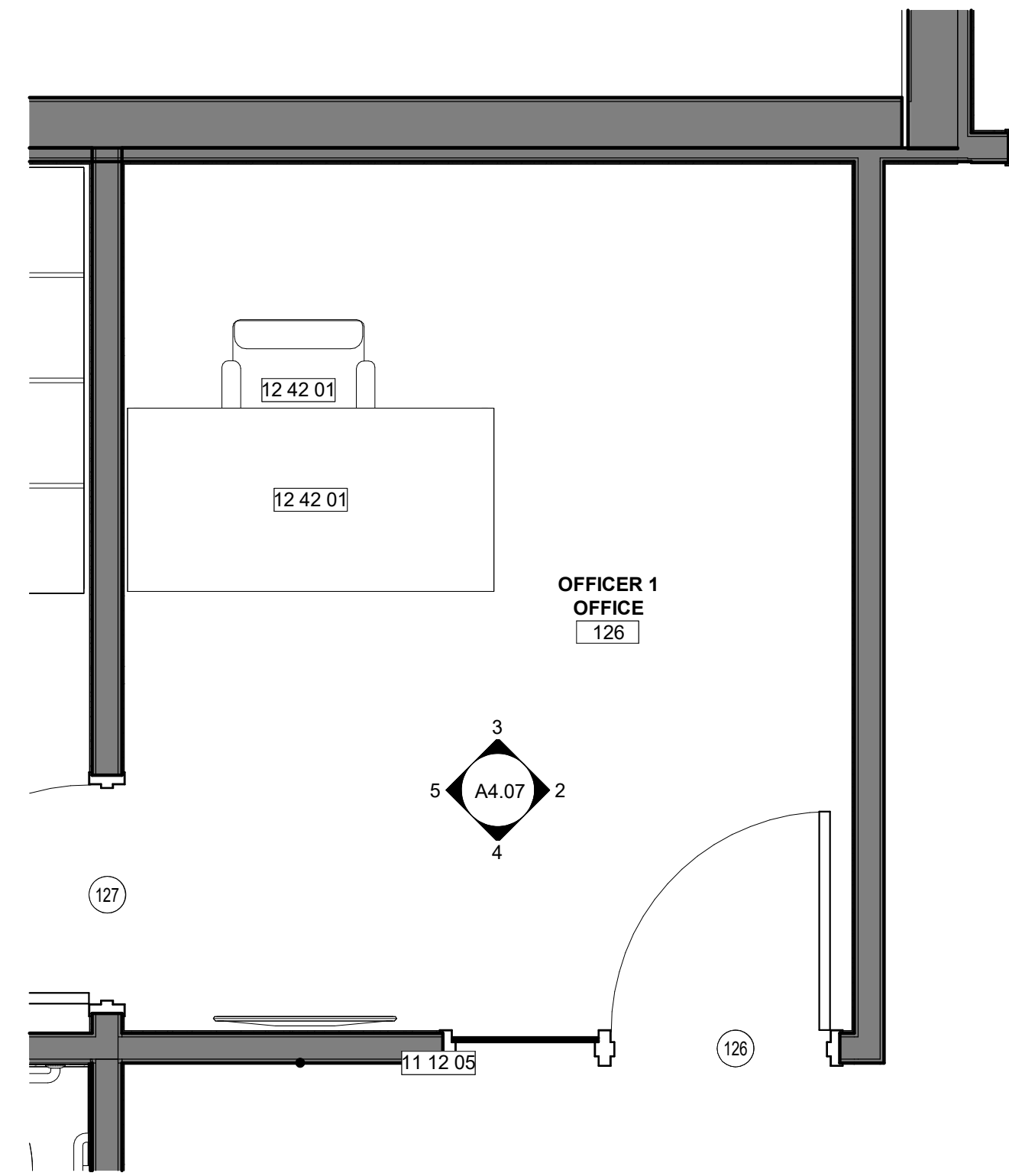
7 RM 129- SOUTH ELEVATION
A4.07 3/8" = 1'-0"



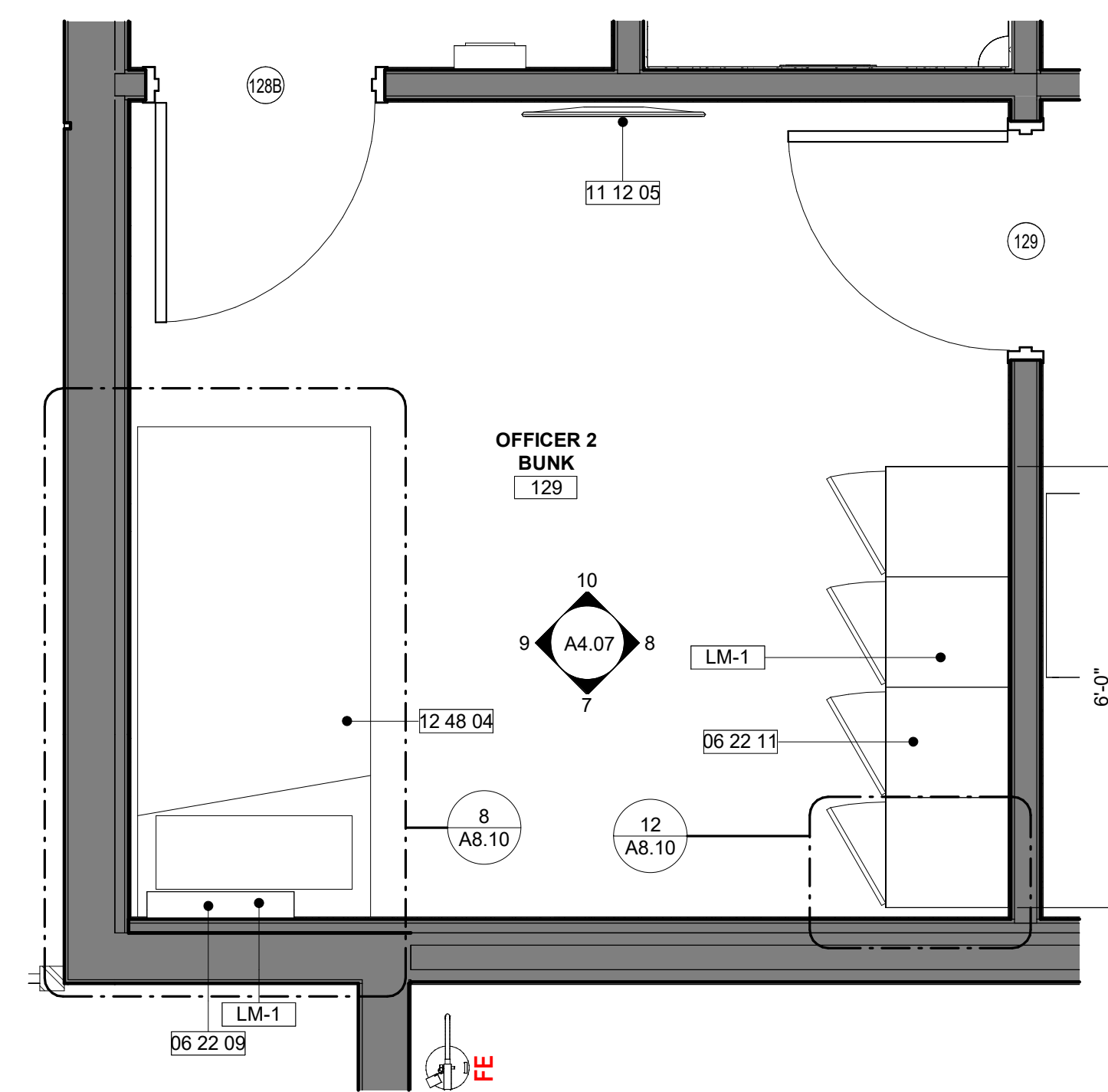
9 RM 129- WEST ELEVATION
A4.07 3/8" = 1'-0"



10 RM 129-NORTH ELEVATION
A4.07 3/8" = 1'-0"



1 ENLARGED OFFICER OFFICE (TYP)
A4.07 1/2" = 1'-0"



6 ENLARGED OFFICER BUNK TYP.
A4.07 1/2" = 1'-0"

KEYNOTE LEGEND	
#	DESCRIPTION
06 22 09	WOOD LAMINATED BUNK DESK
06 22 11	WOOD LAMINATED BASE CABINET
11 12 05	ICE MACHINE. SEE PLUMBING PLANS.
12 42 01	FURNITURE PROVIDED BY OWNER
12 48 04	TWIN BED MATTRESS BY FIRE DEPT.

FINISH SPECIFICATIONS - INTERIOR		
MARK	DESCRIPTION	MANUFACTURER
EPX-1	EPOXY FLOOR FINISH	SIKAFLOOR MORRITEX BROADCAST SYSTEM WITH SF315 WEAR ADDITIVE IN COLOR SILVER-GRAY.
LM-1	PLASTIC LAMINATE	FORMICA LAMINATE, COLOR: DANISH MAPLE
LM-3	PLASTIC LAMINATE	WHITE, MATTE
MB-1	SOLID SURFACE CULTURED MARBLE SHOWER WALLS	INPRO - BIOPRISM SOLID SURFACE IN COLOR: DUSK P9781
PT-13	INT. WALL PAINT FINISH	SHERWIN WILLIAMS - 7004 SNOWBOUND
PT-14	INT. WALL PAINT FINISH	SHERWIN WILLIAMS - 6243 DISTANCE
PT-15	INT. WALL PAINT FINISH	SHERWIN WILLIAMS - 9561 GUILD GREY
PT-16	INT. WALL PAINT FINISH	SHERWIN WILLIAMS - 7582 SALUTE
PT-17	BLOCK FILLER WALL FINISH	SHERWIN WILLIAMS - 1 COAT PREP-RITE INTERIOR EXTERIOR. LATEX BLOCK FILLER WITH TWO COATS PROMAR INTERIOR SERIES TOPCOAT. SEE CUTSHEET
RB-1	RUBBER TILE FLOOR FINISH	TARKETT TRIUMPH MULTI-FUNCTIONAL SPORTS RUBBER TILE AND 12" BASE IN LD7 LUNAR EXPLORER (9.53 MM).
TL-1	WALL TILE	FIRECLAY TILE, ORIGINAL CERAMIC, RAINY DAY, GLOSS, 6X12
TL-2	ACCENT COLOR WALL TILE	FIRECLAY TILE, NATURAL PRESS, CARMINE, GLOSS, 6X12
TZ-1	TERRAZO RESIN SYSTEM IN COLOR TM#22-1998 (12.7 MM).	TERRAZO&MARBLE SUPPLY COMPANY
VT-2	VINYL BASE	TARKETT JOHNSONITE TRADITIONAL VINYL 6" 38 PEWTER CG



CURRIE SOWARDS AGUILA architects
Architecture, Planning, Interiors, & Sustainable Design

AA26001584
185 NE 4TH AVENUE SUITE 101
DELRAY BEACH, FL 33483
T: (561) 276-4951 F: (561) 243-8184
E-MAIL: office@csa-architects.com

ISSUED FOR :

FLEX SUB

DRC

SPA

BIDS

PERMIT

CONSTRUCTION

SEAL



JESS M. SOWARDS
AR0013205

PROJECT TITLE

PBCFR - FIRE STATION 24

2700 WESTGATE AVE.,
WEST PALM BEACH, FL.
33409

REVISIONS

NUM.	DESCRIPTION	DATE

ISSUE FOR PERMIT

THESE DRAWINGS ARE PREPARED PER ESTABLISHED INDUSTRY STANDARDS AND REPRESENT THE ARCHITECT AND ENGINEERS DESIGN CONCEPT. THEY ARE NOT INTENDED TO PROVIDE EVERY DETAIL OR CONDITION REQUIRED TO CONSTRUCT THE BUILDING. THE CONTRACTOR THROUGH SUBMITTALS AND OTHER COORDINATION EFFORTS IS FULLY RESPONSIBLE FOR PROVIDING A COMPLETE AND OPERATIONAL BUILDING WHETHER INDICATED ON THE PLANS OR NOT.

DRAWING TITLE

ENLARGED OFFICER BUNK AND OFFICE

DATE _____ DRAWN BY _____

CP

JOB NUMBER

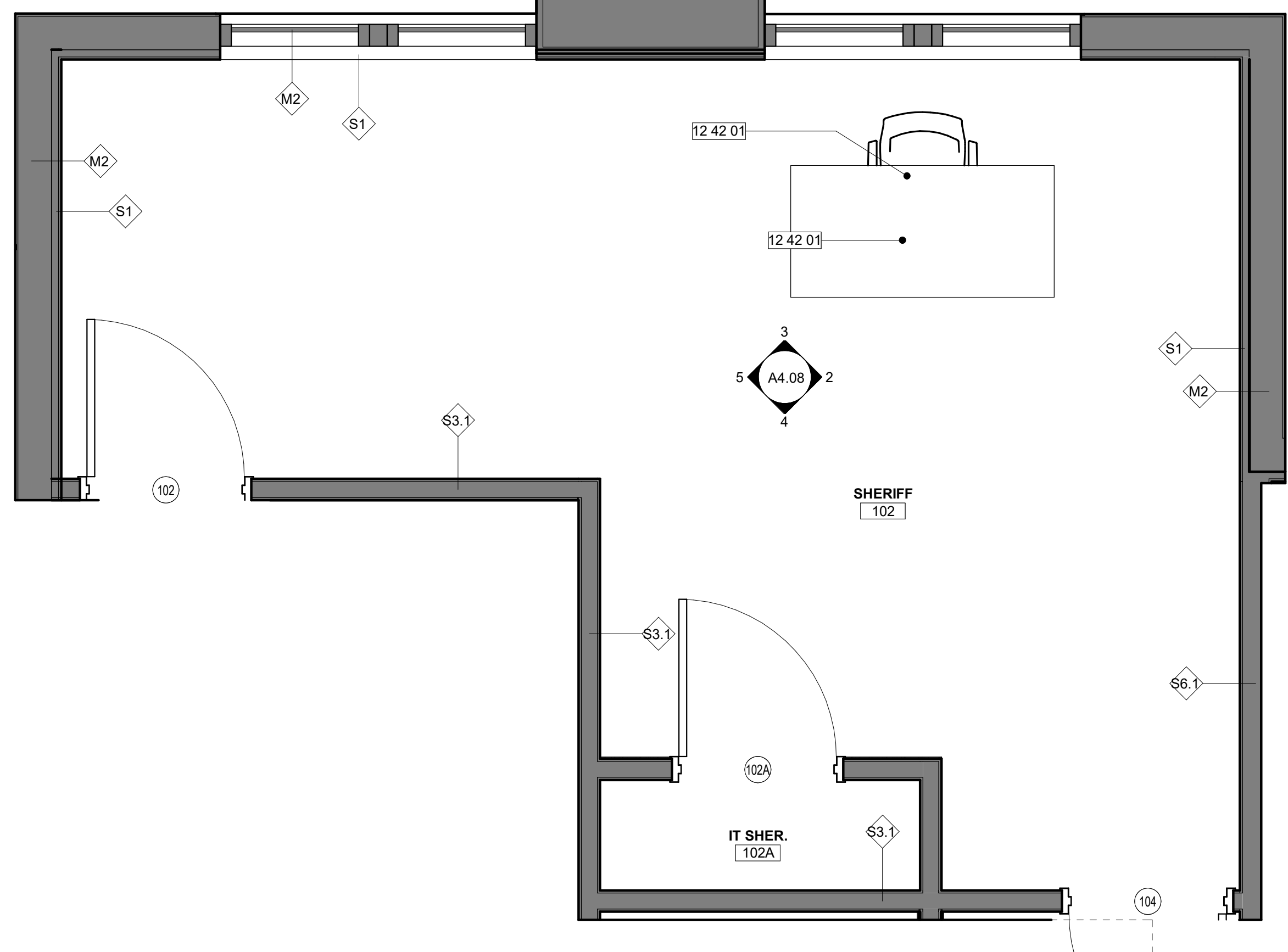
230103

DRAWING NUMBER

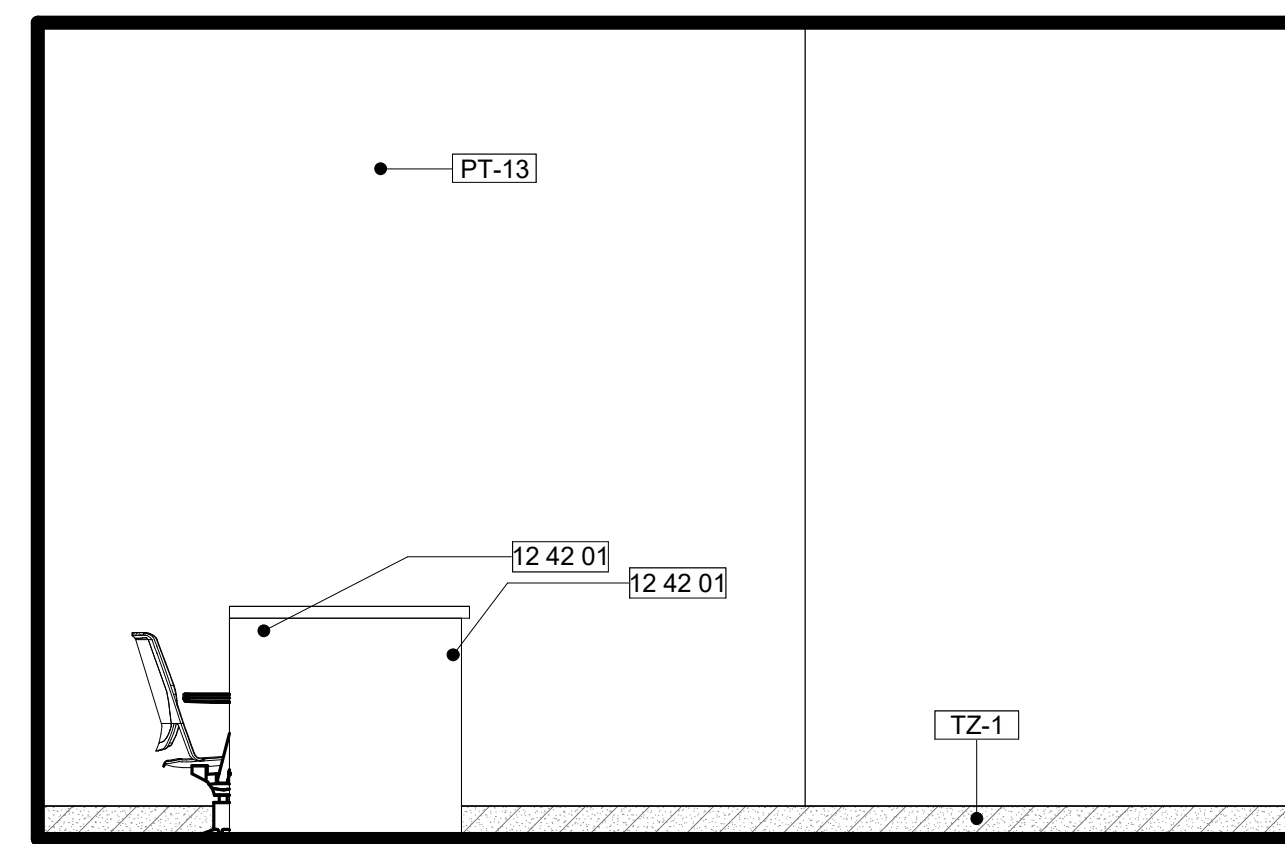
A4.07

03.07.25

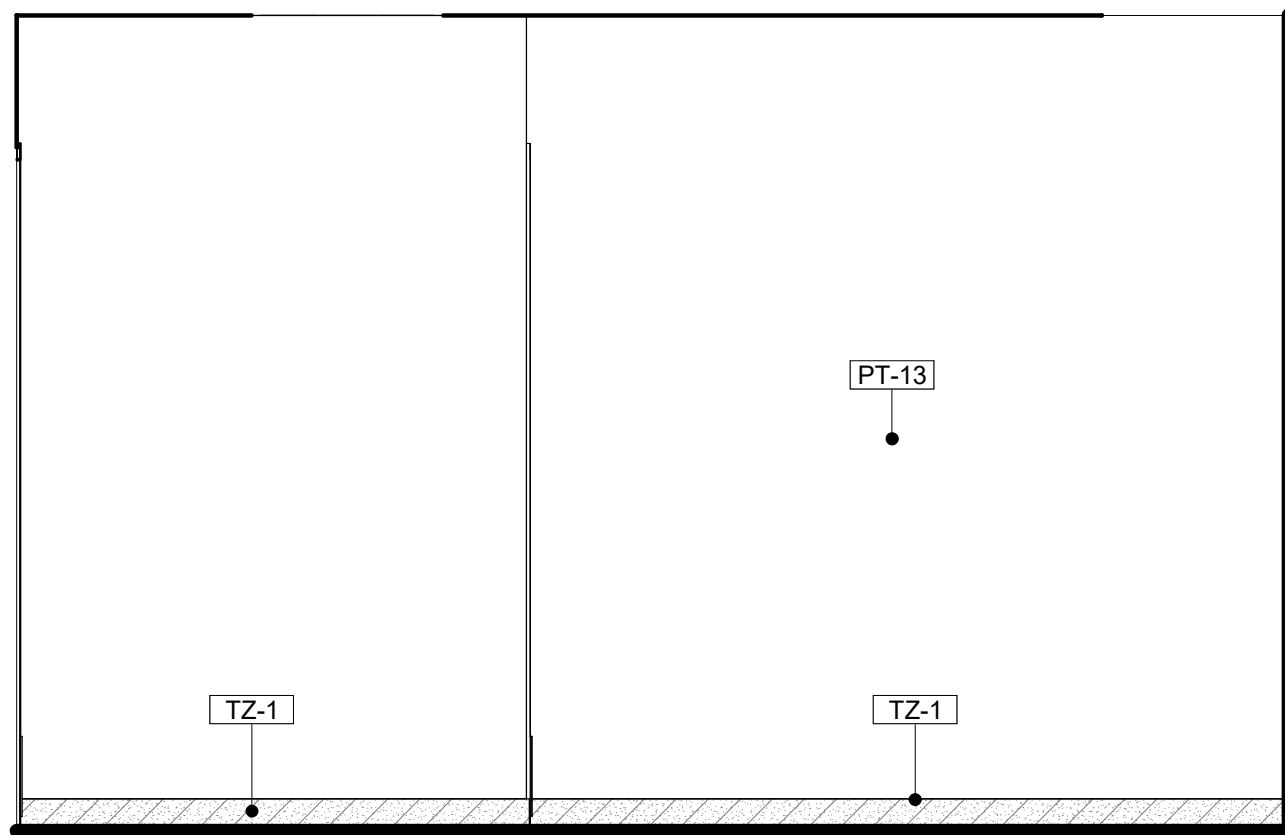
THIS DOCUMENT IS THE PROPERTY OF CURRIE SOWARDS AGUILA ARCHITECTS INC. ALL RIGHTS ARE RESERVED. ANY POSSESSION, REPRODUCTION OR OTHER USE OF THIS DOCUMENT, WITHOUT THE WRITTEN CONSENT OF CURRIE SOWARDS AGUILA ARCHITECTS INC., IS PROHIBITED. 3/7/2025 2:28:21 PM



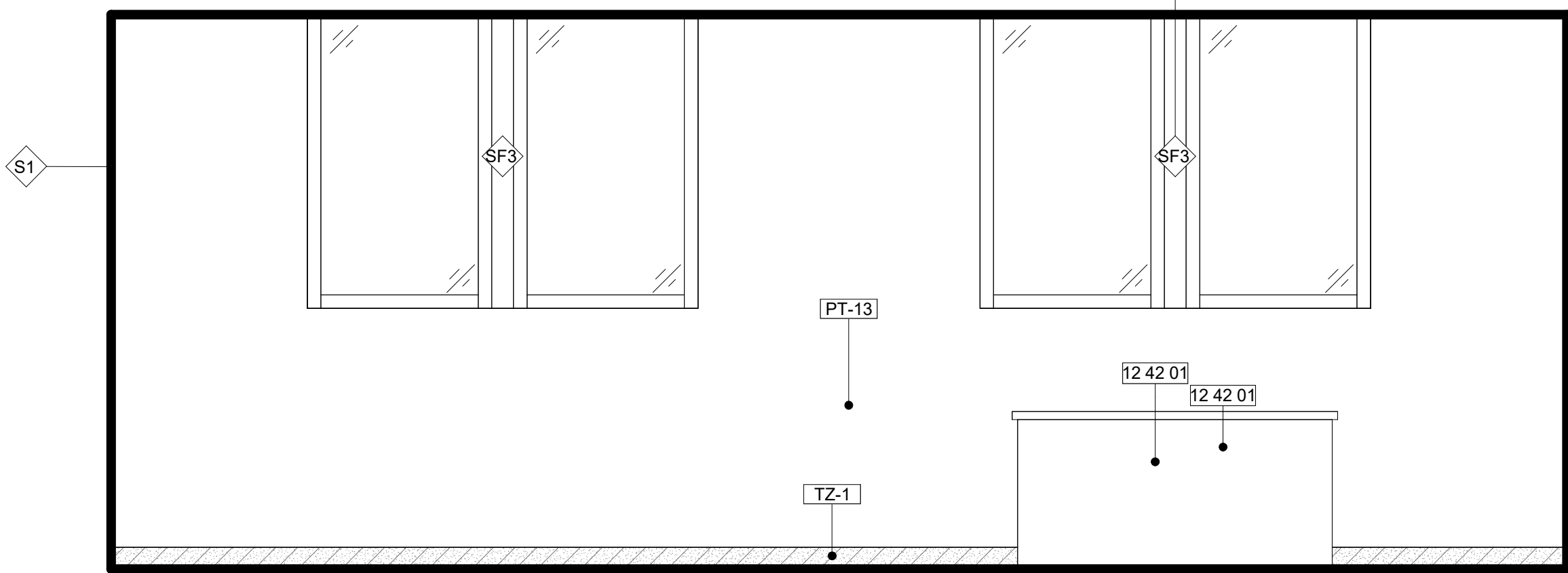
1 ENLARGED SHERIFF OFFICE - ROOM 102
A4.08 1/2" = 1'-0"



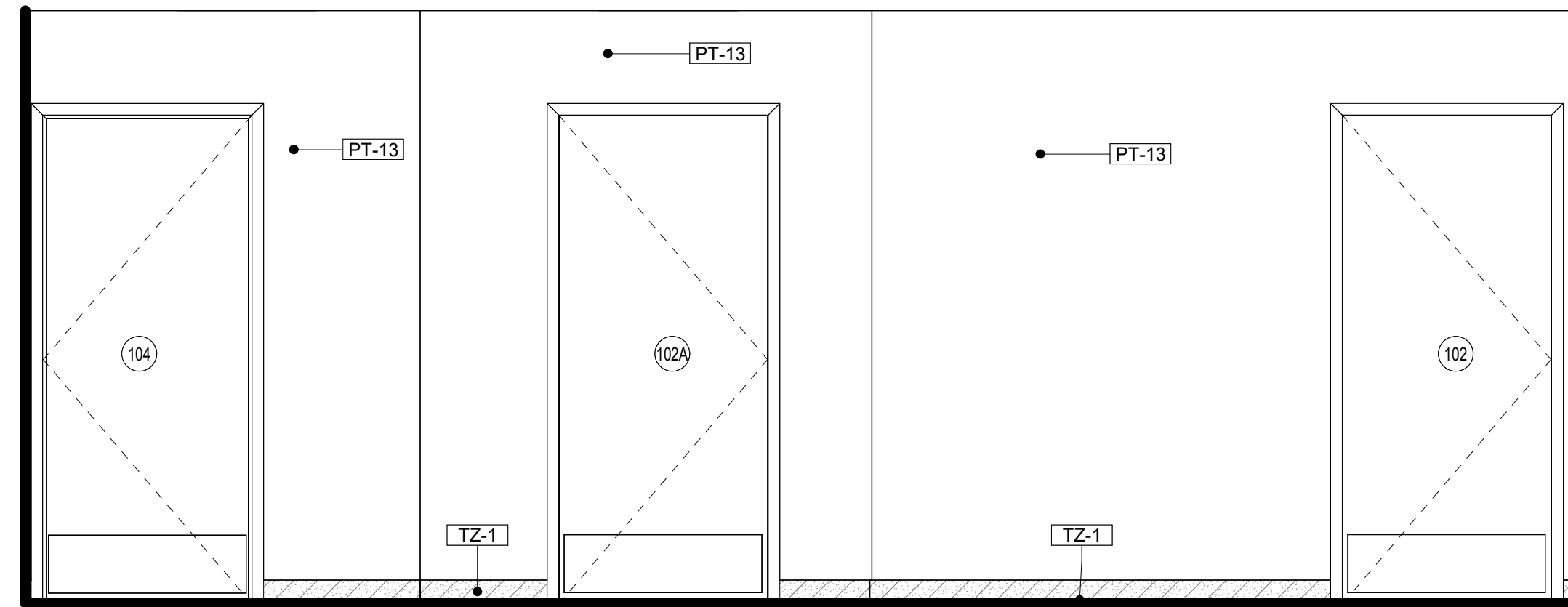
2 RM. 102- EAST ELEVATION
A4.08 1/2" = 1'-0"



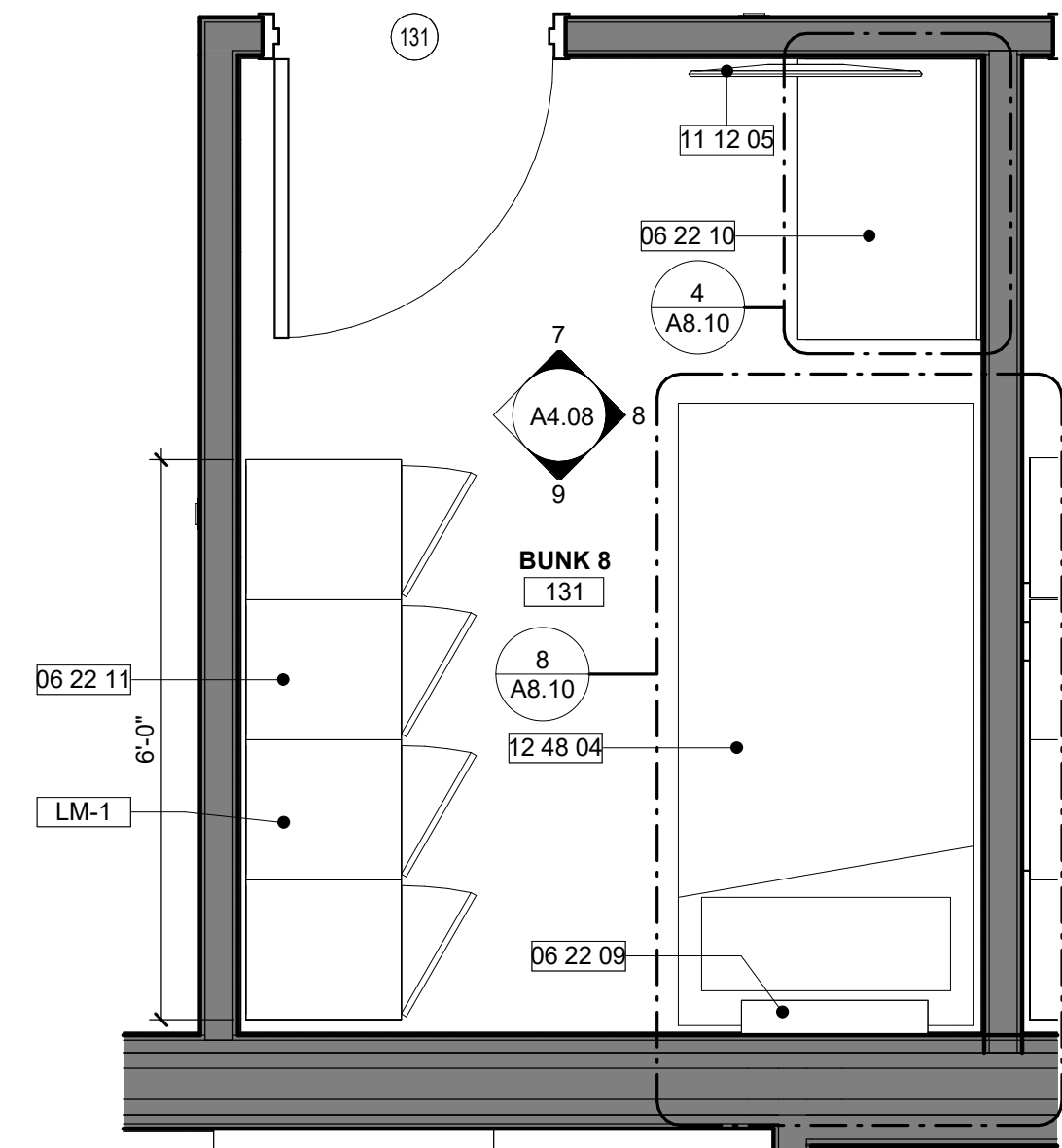
5 RM. 102- WEST ELEVATION
A4.08 1/2" = 1'-0"



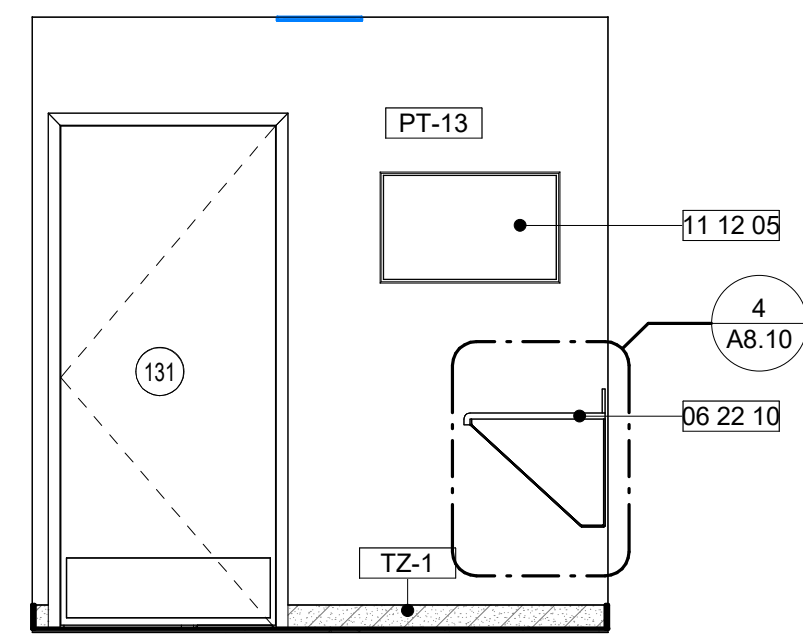
3 RM. 102- NORTH ELEVATION
A4.08 1/2" = 1'-0"



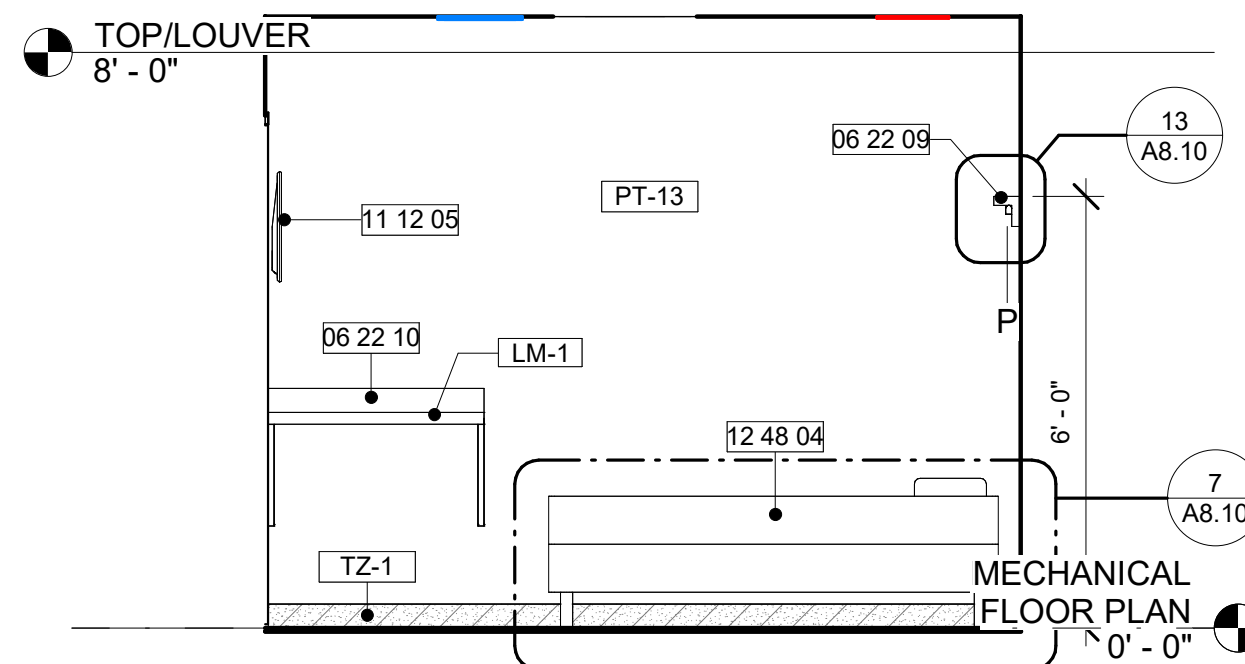
4 RM. 102- SOUTH ELEVATION
A4.08 1/2" = 1'-0"



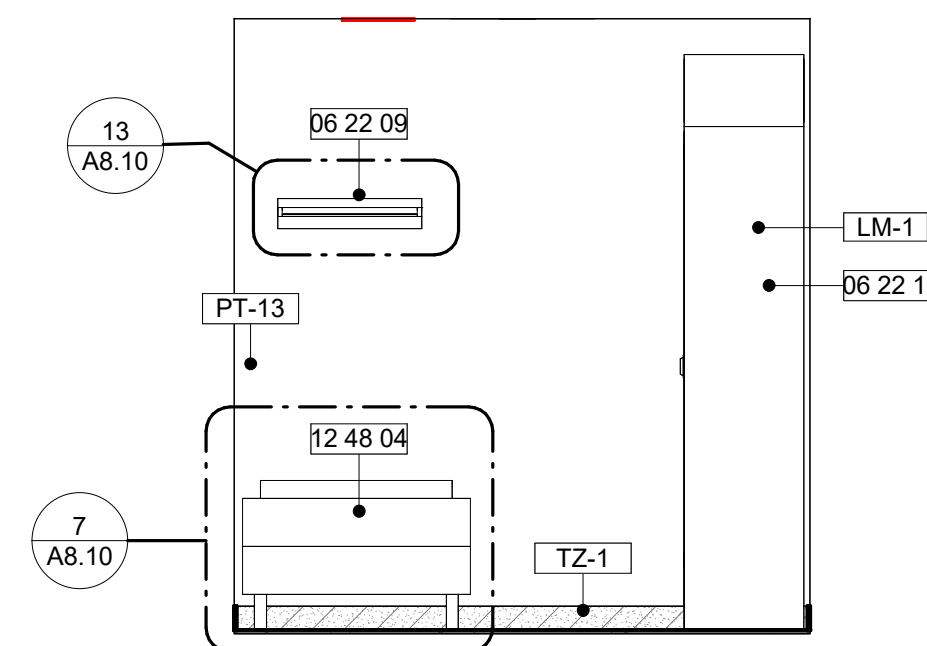
6 ENLARGED BUNK ROOM- TYP
A4.08 1/2" = 1'-0"



7 RM 131- NORTH ELEVATION
A4.08 3/8" = 1'-0"




8 RM 131- EAST ELEVATION
A4.08 3/8" = 1'-0"



9 RM 131- SOUTH ELEVATION
A4.08 3/8" = 1'-0"

KEYNOTE LEGEND	
#	DESCRIPTION
06 22 09	WOOD LAMINATED BUNK DESK
06 22 10	WOOD LAMINATED UPPER CABINET
06 22 11	WOOD LAMINATE BASE CABINET
11 12 05	ICE MACHINE. SEE PLUMBING PLANS.
12 42 01	FURNITURE PROVIDED BY OWNER
12 48 04	TWIN BED MATTRESS BY FIRE DEPT.

FINISH SPECIFICATIONS - INTERIOR		
MARK	DESCRIPTION	MANUFACTURER
EPX-1	EPOXY FLOOR FINISH	SIKAFLOOR MORRITEX BROADCAST SYSTEM WITH SF315 WEAR ADDITIVE IN COLOR SILVER-GRAY.
LM-1	PLASTIC LAMINATE	FORMICA LAMINATE, COLOR: DANISH MAPLE
LM-2	NON COMBUSTABLE ALUMINUM, COLOR - BLUE PEEL	MATCHLESS CABINETS
M-1	TEMPERED CLEAR GLASS MIRRORS	T.B.D.
PT-13	INT. WALL PAINT FINISH	SHERWIN WILLIAMS - 7004 SNOWBOUND
PT-14	INT. WALL PAINT FINISH	SHERWIN WILLIAMS - 6243 DISTANCE
PT-15	INT. WALL PAINT FINISH	SHERWIN WILLIAMS - 9561 GUILD GREY
PT-16	INT. WALL PAINT FINISH	SHERWIN WILLIAMS - 7582 SALUTE
PT-17	BLOCK FILLER WALL FINISH	SHERWIN WILLIAMS - 1 COAT PREP-RITE INTERIOR EXTERIOR. LATEX BLOCK FILLER WITH TWO COATS PROMAR INTERIOR SERIES TOPCOAT. SEE CUTSHEET
RB-1	RUBBER TILE FLOOR FINISH	TARKETT TRIUMPH MULTI-FUNCTIONAL SPORTS RUBBER TILE AND 1/2" BASE IN LDT LUNAR EXPLORER (9.53 MM).
TL-1	WALL TILE	FIRECLAY TILE, ORIGINAL CERAMIC, RAINY DAY, GLOSS, 6X12
TL-2	ACCENT COLOR WALL TILE	FIRECLAY TILE, NATURAL PRESS, CARMINE, GLOSS, 6X12
TZ-1	TERRAZO RESIN SYSTEM IN COLOR TM#22-1998 (12.7 MM).	TERRAZO&MARBLE SUPPLY COMPANY
VT-2	VINYL BASE	TARKETT JOHNSONITE TRADITIONAL VINYL 6" 38 PEWTER CG



CURRIE SOWARDS AGUILA architects

Architecture, Planning, Interiors, & Sustainable Design
AA26001584
185 NE 4TH AVENUE SUITE 101 DELRAY BEACH, FL 33483
T: (561) 276-4951 F: (561) 243-8184 E-MAIL: office@csa-architects.com

ISSUED FOR :

FLEX SUB

DRC

SPA

BIDS

PERMIT

CONSTRUCTION

SEAL



JESS M. SOWARDS
AR0013205

PROJECT TITLE

PBCFR - FIRE STATION 24

2700 WESTGATE AVE.,
WEST PALM BEACH, FL.
33409

REVISIONS

NUM.	DESCRIPTION	DATE
------	-------------	------

ISSUE FOR PERMIT

THESE DRAWINGS ARE PREPARED PER ESTABLISHED INDUSTRY STANDARDS AND REPRESENT THE ARCHITECT AND ENGINEERS DESIGN CONCEPT. THEY ARE NOT INTENDED TO PROVIDE EVERY DETAIL OR CONDITION REQUIRED TO CONSTRUCT THE BUILDING. THE CONTRACTOR THROUGH SUBMITTALS AND OTHER COORDINATION EFFORTS IS FULLY RESPONSIBLE FOR PROVIDING A COMPLETE AND OPERATIONAL BUILDING WHETHER INDICATED ON THE PLANS OR NOT.

DRAWING TITLE

ENLARGED TYP. BUNK AND OFFICE

DATE: _____ DRAWN BY: CP

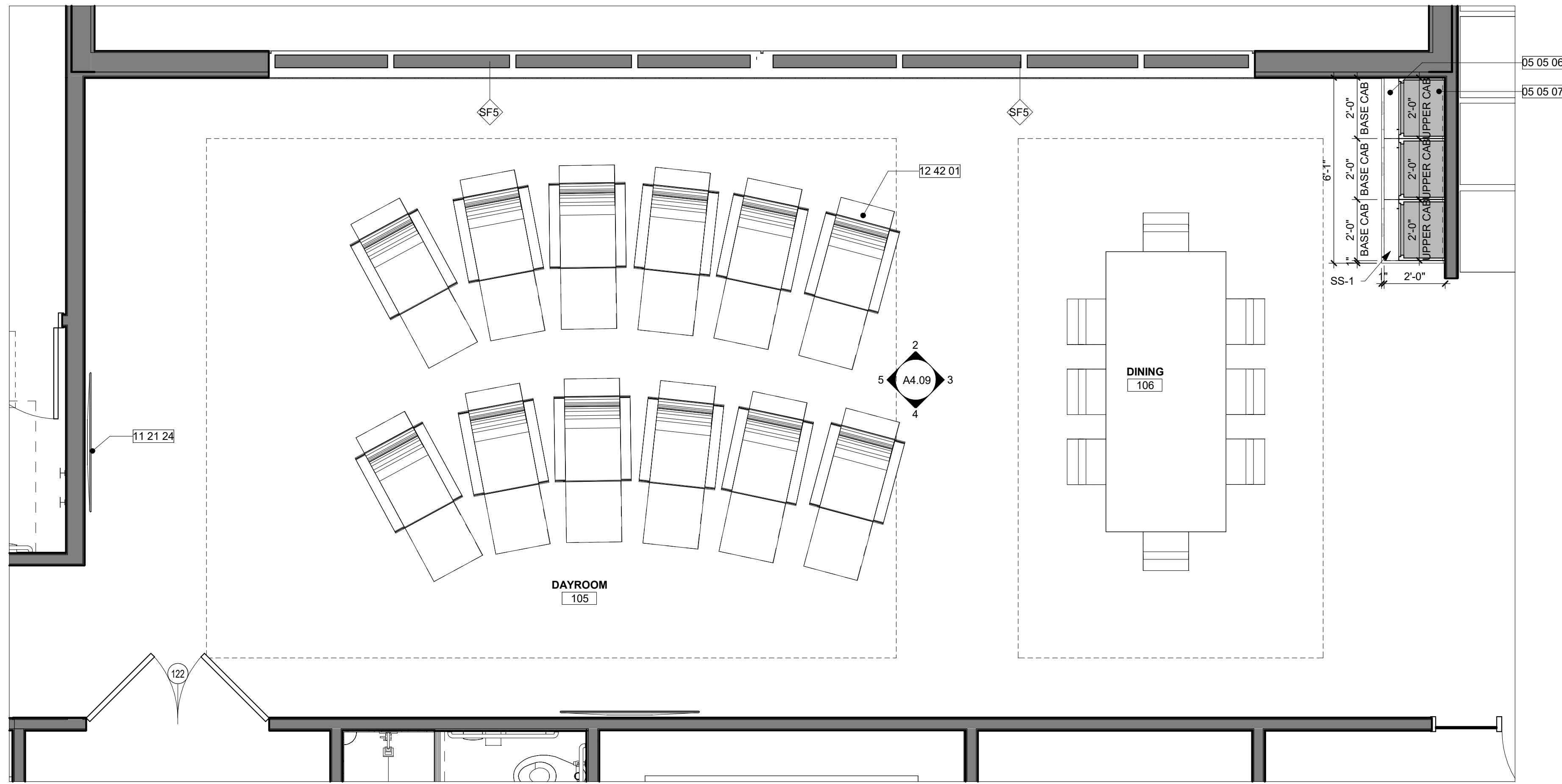
JOB NUMBER: 230103

DRAWING NUMBER

A4.08


03.07.25

THIS DOCUMENT IS THE PROPERTY OF CURRIE SOWARDS AGUILA ARCHITECTS INC. ALL RIGHTS ARE RESERVED. ANY POSSESSION, REPRODUCTION OR OTHER USE OF THIS DOCUMENT, WITHOUT THE WRITTEN CONSENT OF CURRIE SOWARDS AGUILA ARCHITECTS INC., IS PROHIBITED. 3/7/2025 2:47:55 PM



KEYNOTE LEGEND	
#	DESCRIPTION
05 05 06	ALUMINUM BASE CABINETS, SEE SPECS
05 05 07	ALUMINUM UPPER CABINETS, SEE SPECS
11 21 24	TELEVISION MOUNTED @ 60" A.F.F.
12 42 01	FURNITURE PROVIDED BY OWNER

FINISH SPECIFICATIONS - INTERIOR		
MARK	DESCRIPTION	MANUFACTURER
	WHITE WOOD LAMINATE	
LM-1	PLASTIC LAMINATE	FORMICA LAMINATE, COLOR: DANISH MAPLE
LM-2	NON COMBUSTIBLE ALUMINUM, COLOR - BLUE PEEL	MATCHLESS CABINETS
LM-3	PLASTIC LAMINATE	WHITE, MATTE
MB-1	SOLID SURFACE CULTURED MARBLE SHOWER WALLS	INPRO - BIOPRISM SOLID SURFACE IN COLOR: DUSK P9781
PT-13	INT. WALL PAINT FINISH	SHERWIN WILLIAMS - 7004 SNOWBOUND
PT-14	INT. WALL PAINT FINISH	SHERWIN WILLIAMS - 6243 DISTANCE
PT-15	INT. WALL PAINT FINISH	SHERWIN WILLIAMS - 9561 GUILD GREY
RB-1	RUBBER TILE FLOOR FINISH	TARKETT TRIUMPH MULTI-FUNCTIONAL SPORTS RUBBER TILE AND 12" BASE IN LD7 LUNAR EXPLORER (9.53 MM)
SS-1	QUARTZ SOLID SURFACE	CAMBRIA, COLLECTION: SMITHFIELD
SS-2	STAINLESS STEEL	
TL-1	WALL TILE	FIRECLAY TILE, ORIGINAL CERAMIC, RAINY DAY, GLOSS, 6X12
TL-2	ACCENT COLOR WALL TILE	FIRECLAY TILE, NATURAL PRESS, CARMINE, GLOSS, 6X12
TZ-1	TERRAZO RESIN SYSTEM IN COLOR	TERRAZO&MARBLE SUPPLY COMPANY TM#22-1998 (12.7 MM)
VT-1	VINYL FLOOR	VINYL FLOOR - TARKETT IQ GRANT SAFE-T 3052 697 YOGA CG
VT-2	VINYL BASE	TARKETT JOHNSONITE TRADITIONAL VINYL 6" 38 PEWTER CG



CURRIE SOWARDS AGUILA architects
Architecture, Planning, Interiors, & Sustainable Design

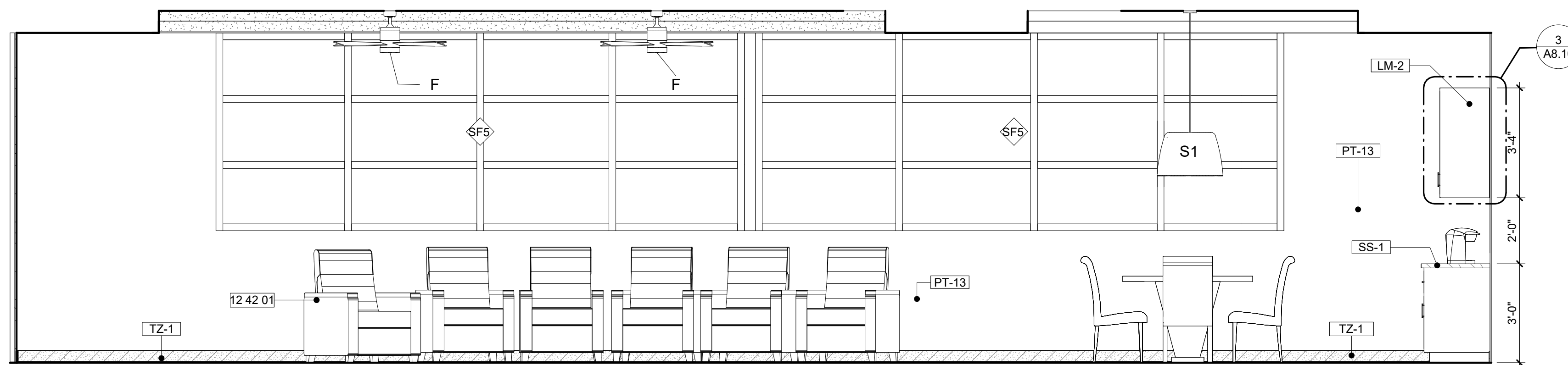
AA26001584
 185 NE 4TH AVENUE SUITE 101
 DELRAY BEACH, FL 33483
 T: (561) 276-4951 F: (561) 243-8184
 E-MAIL: office@csa-architects.com

ISSUED FOR:
 FLEX SUB
 DRC
 SPA
 BIDS
 PERMIT
 CONSTRUCTION
 SEAL




JESS M. SOWARDS
 AR0013205

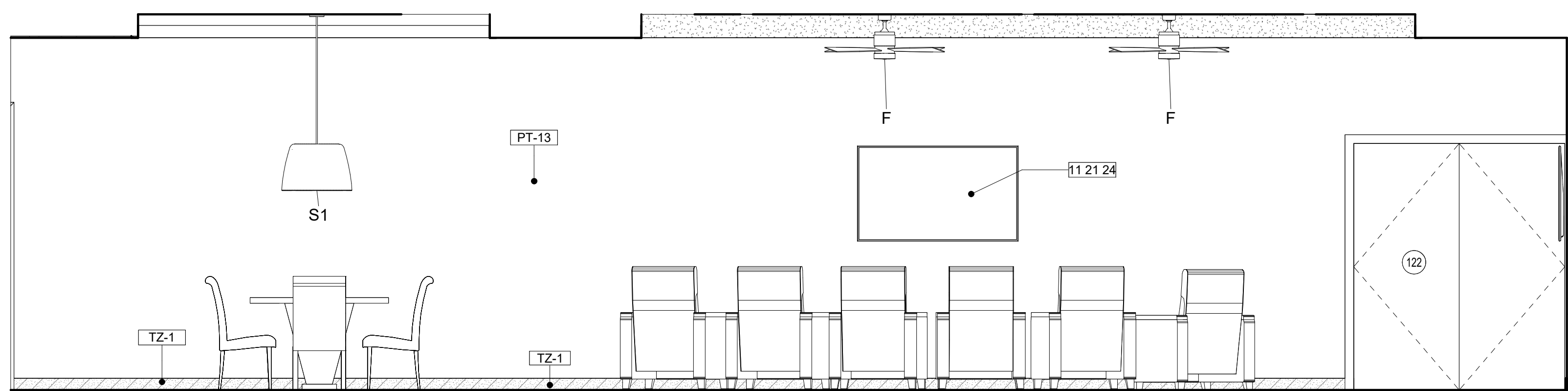
1 ENLARGED DAYROOM AND DINING ROOM
 3/8" = 1'-0"



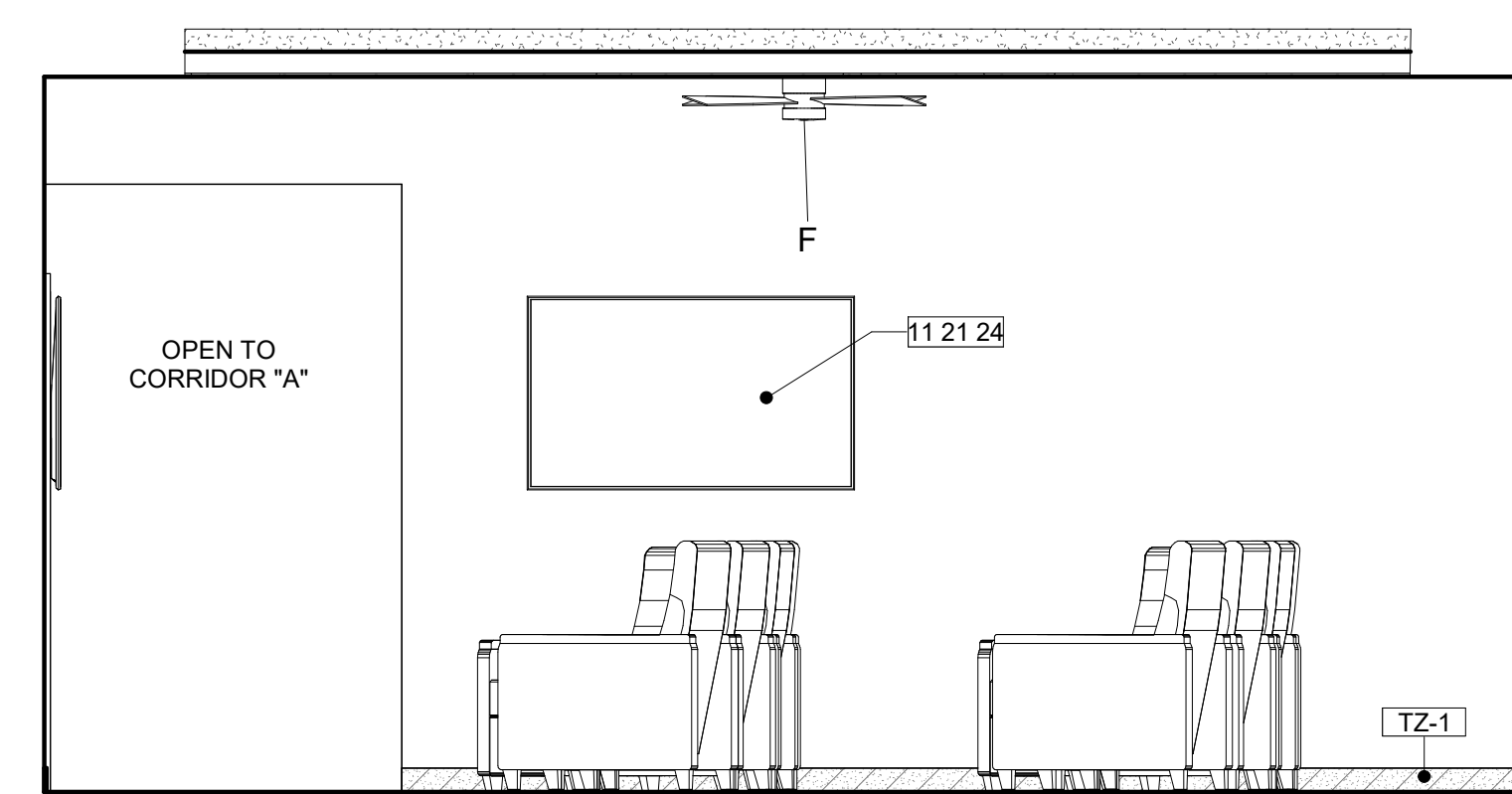
2 DAYROOM AND DINING - N. ELEVATION
 3/8" = 1'-0"



3 DAYROOM AND DINING - E. ELEVATION
 3/8" = 1'-0"



4 DAYROOM AND DINING - S. ELEVATION
 3/8" = 1'-0"



5 DAYROOM AND DINING - W. ELEVATION
 3/8" = 1'-0"

PROJECT TITLE
PBCFR - FIRE STATION 24

2700 WESTGATE AVE.,
 WEST PALM BEACH, FL.
 33409

NUM.	DESCRIPTION	DATE

03.07.25 ISSUE FOR PERMIT

THESE DRAWINGS ARE PREPARED PER ESTABLISHED INDUSTRY STANDARDS AND REPRESENT THE ARCHITECT AND ENGINEERS DESIGN CONCEPT. THEY ARE NOT INTENDED TO PROVIDE EVERY DETAIL OR CONDITION REQUIRED TO CONSTRUCT THE BUILDING. THE CONTRACTOR THROUGH SUBMITTALS AND OTHER COORDINATION EFFORTS IS FULLY RESPONSIBLE FOR PROVIDING A COMPLETE AND OPERATIONAL BUILDING WHETHER INDICATED ON THE PLANS OR NOT.

DRAWING TITLE
ENLARGED DAYROOM AND DINING

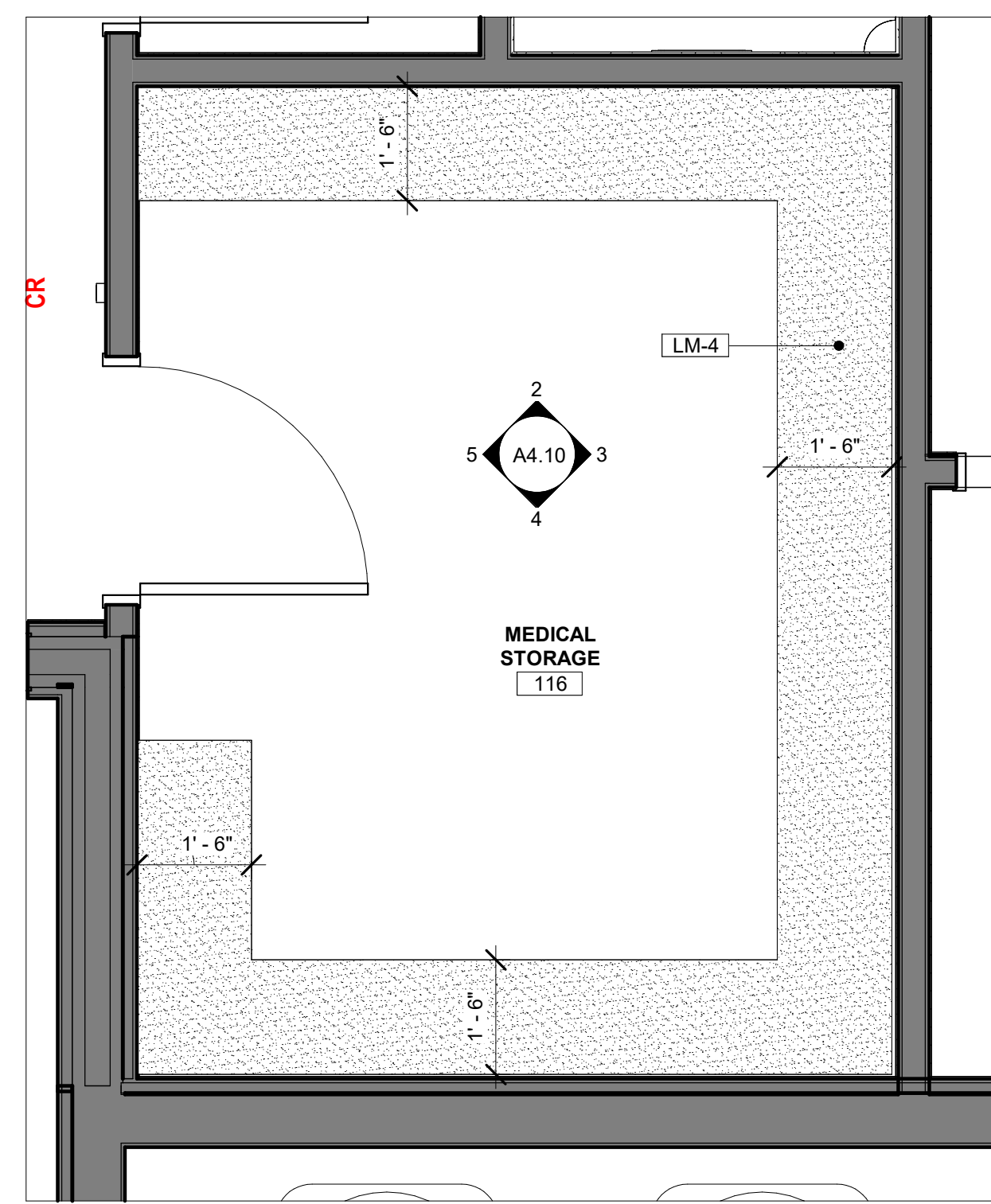
DATE: | DRAWN BY: CP

JOB NUMBER
 230103

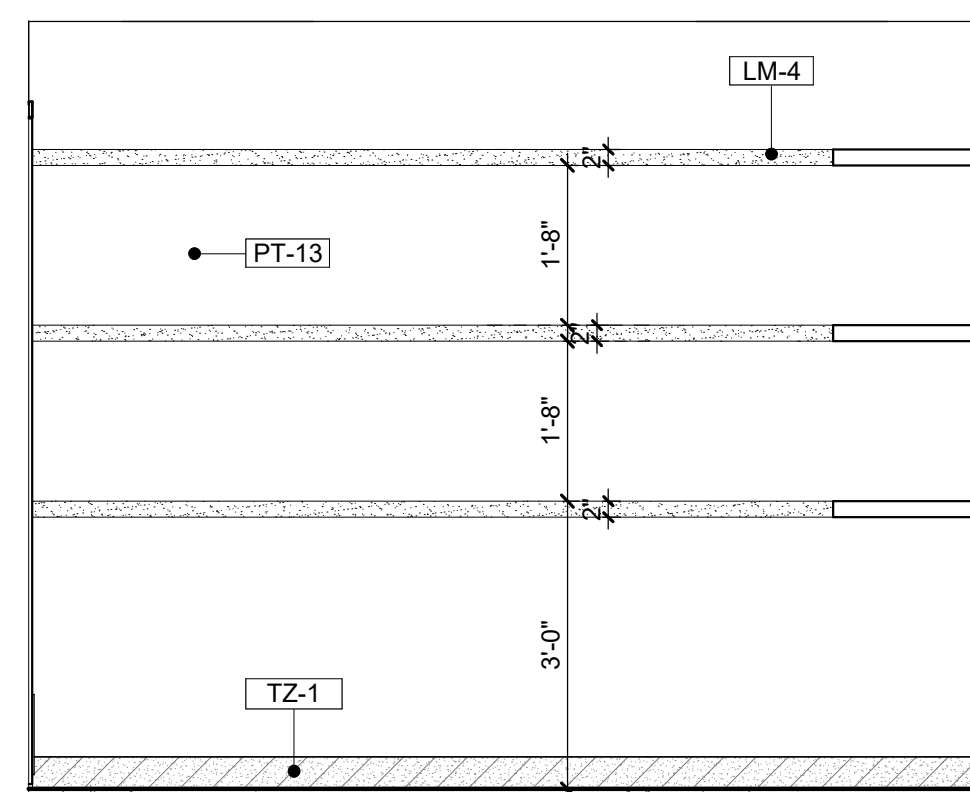
DRAWING NUMBER

A4.09


THIS DOCUMENT IS THE PROPERTY OF CURRIE SOWARDS AGUILA ARCHITECTS INC. ALL RIGHTS ARE RESERVED. ANY POSSESSION, REPRODUCTION OR OTHER USE OF THIS DOCUMENT, WITHOUT THE WRITTEN CONSENT OF CURRIE SOWARDS AGUILA ARCHITECTS INC., IS PROHIBITED. 3/7/2025 2:47:03 PM



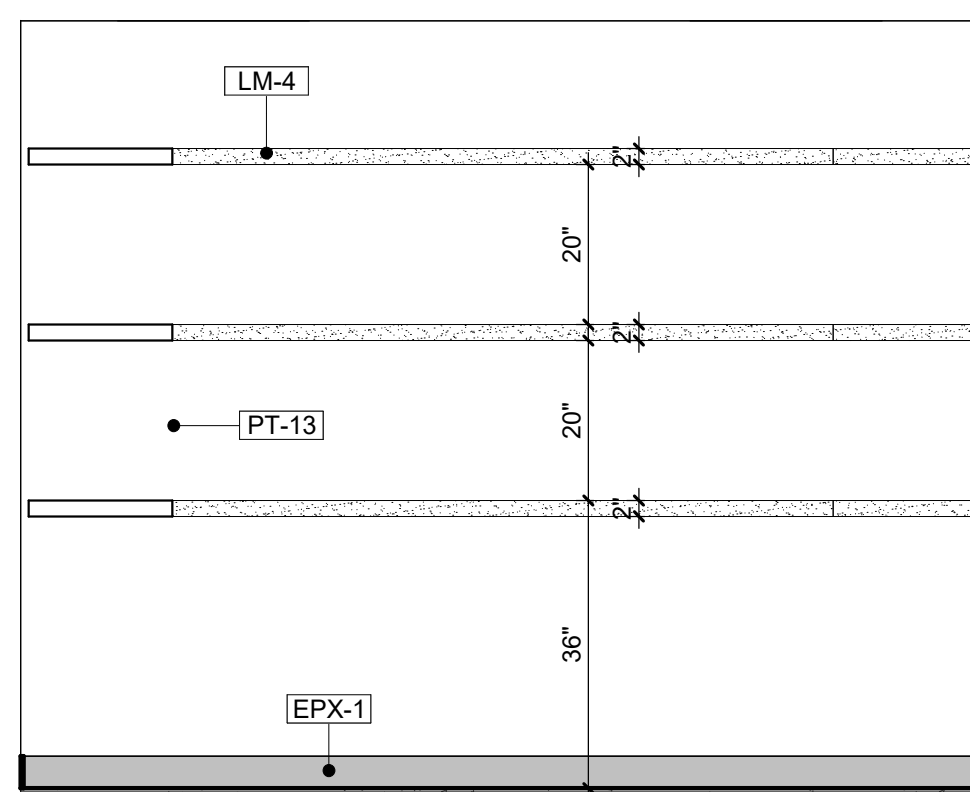
1
A4.10
ENLARGED MEDICAL STORAGE
1/2" = 1'-0"



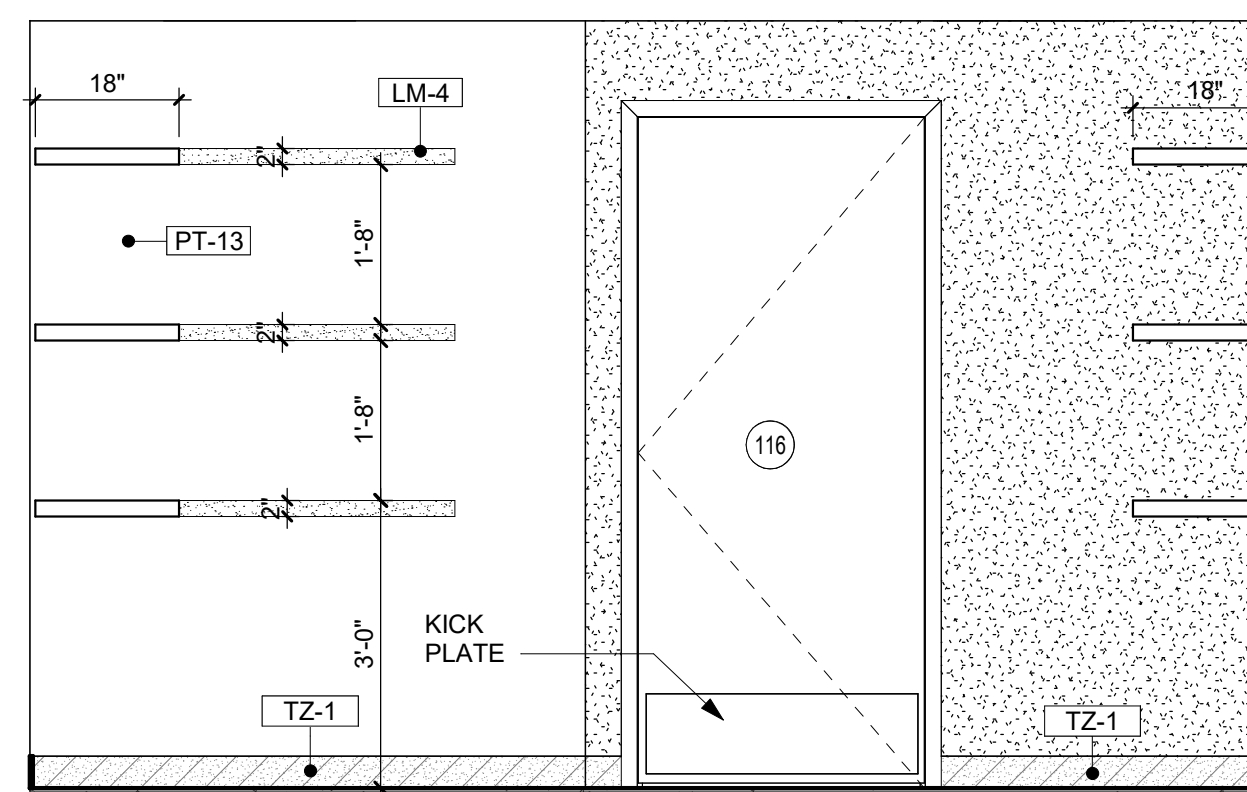
2
A4.10
MEDICAL STORAGE - N. ELEVATION
1/2" = 1'-0"



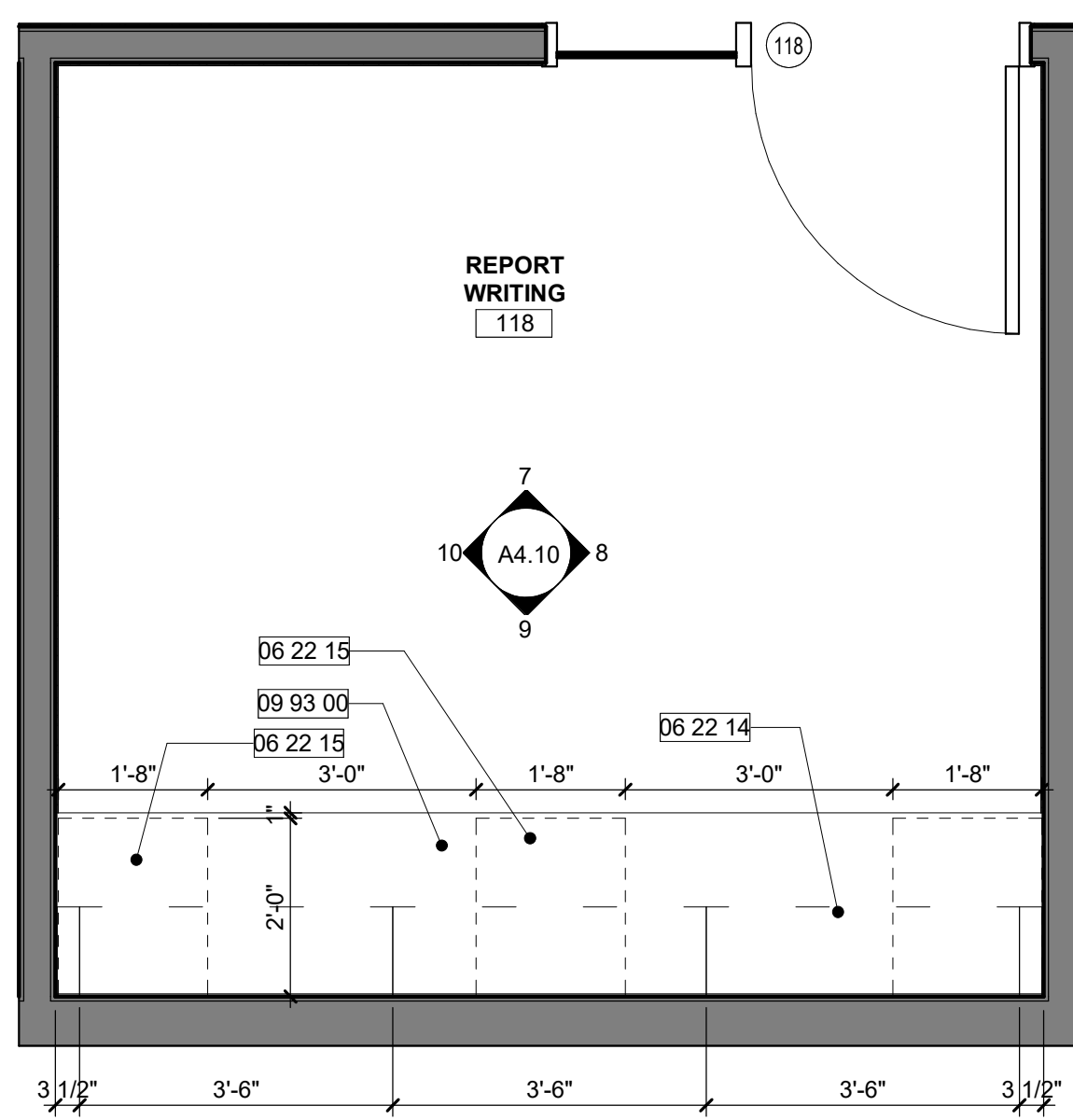
3
A4.10
MEDICAL STORAGE - E. ELEVATION
1/2" = 1'-0"



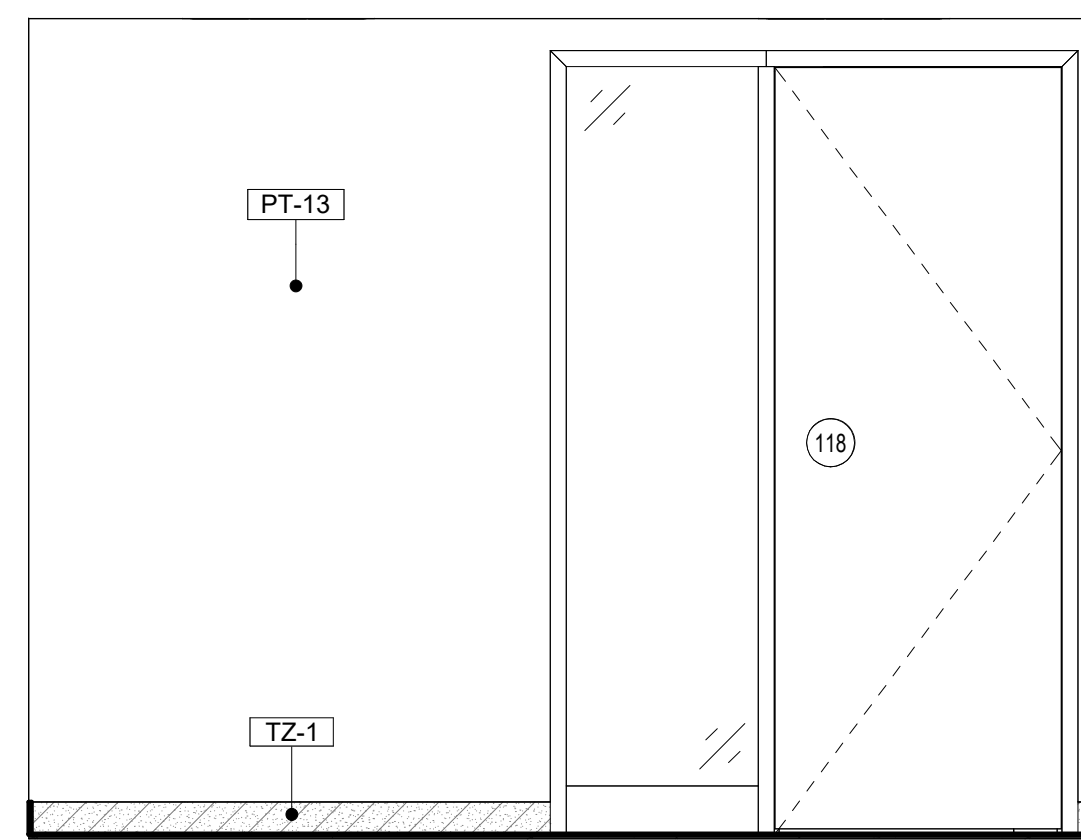
4
A4.10
MEDICAL STORAGE - S. ELEVATION
1/2" = 1'-0"



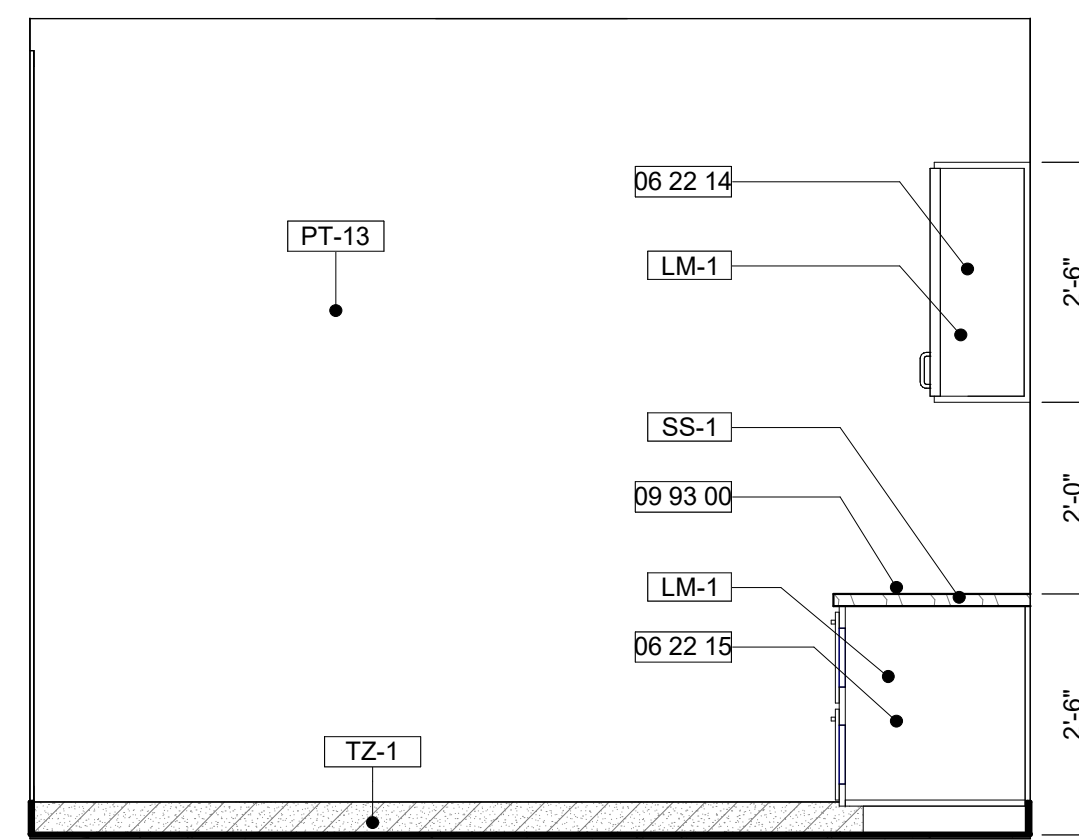
5
A4.10
MEDICAL STORAGE - W. ELEVATION
1/2" = 1'-0"



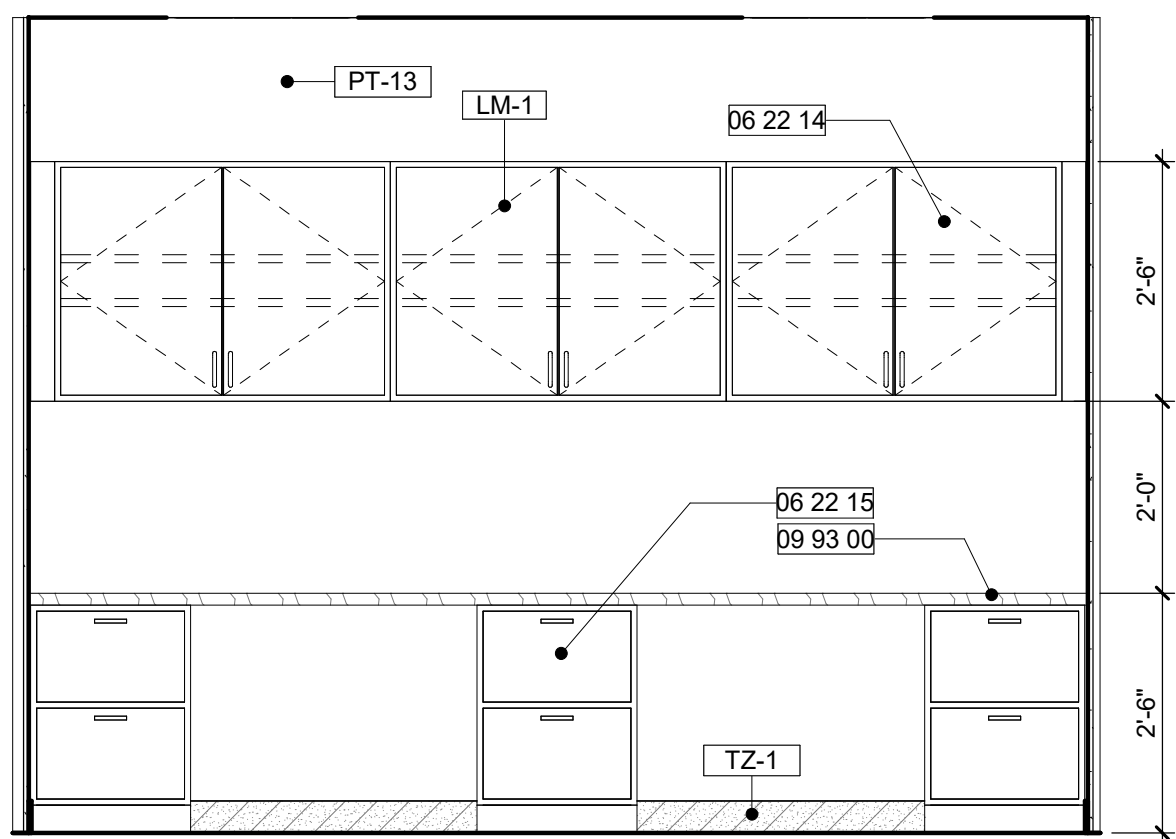
6
A4.10
ENLARGED REPORT WRITING
1/2" = 1'-0"



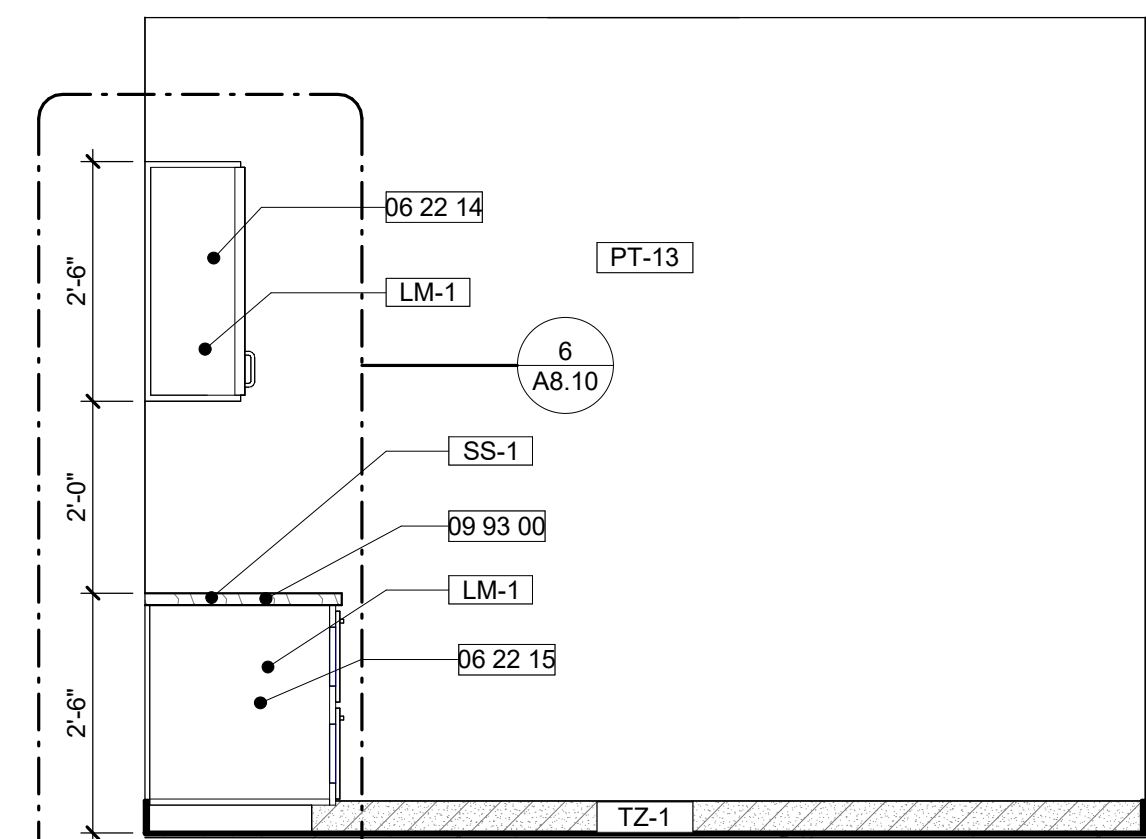
7
A4.10
REPORT WRITING - N. ELEVATION
1/2" = 1'-0"



8
A4.10
REPORT WRITING - E. ELEVATION
1/2" = 1'-0"




9
A4.10
REPORT WRITING - S. ELEVATION
1/2" = 1'-0"



10
A4.10
REPORT WRITING - W. ELEVATION
1/2" = 1'-0"

KEYNOTE LEGEND	
#	DESCRIPTION
06 22 14	2" LONG WOOD LAMINATE SHELF WITH LED LIGHT MOUNTED ON THE UNDERSIDE
06 22 15	BUILT-IN BENCH
09 93 00	SOLID SURFACE COUNTERTOP WITH 4" BACKSPLASH 30" A.F.F.

FINISH SPECIFICATIONS - INTERIOR		
MARK	DESCRIPTION	MANUFACTURER
	WHITE WOOD LAMINATE	
EPX-1	EPOXY FLOOR FINISH	SIKAFLOOR MORRITEX BROADCAST SYSTEM WITH SF315 WEAR ADDITIVE IN COLOR SILVER-GRAY.
LM-1	PLASTIC LAMINATE	FORMICA LAMINATE, COLOR: DANISH MAPLE
LM-2	NON COMBUSTABLE ALUMINUM, COLOR - BLUE PEEL	MATCHLESS CABINETS
LM-3	PLASTIC LAMINATE	WHITE, MATTE
MB-1	SOLID SURFACE CULTURED MARBLE SHOWER WALLS	INPRO - BIOPRISM SOLID SURFACE IN COLOR: DUSK P9781
PT-13	INT. WALL PAINT FINISH	SHERWIN WILLIAMS - 7004 SNOWBOUND
PT-14	INT. WALL PAINT FINISH	SHERWIN WILLIAMS - 6243 DISTANCE
PT-15	INT. WALL PAINT FINISH	SHERWIN WILLIAMS - 9561 GUILD GREY
PT-16	INT. WALL PAINT FINISH	SHERWIN WILLIAMS - 7582 SALUTE
PT-17	BLOCK FILLER WALL FINISH	SHERWIN WILLIAMS - 1 COAT PREP-RITE INTERIOR EXTERIOR. LATEX BLOCK FILLER WITH TWO COATS PROMAR INTERIOR SERIES TOPCOAT. SEE CUTSHEET
RB-1	RUBBER TILE FLOOR FINISH	TARKETT TRIUMPH MULTI-FUNCTIONAL SPORTS RUBBER TILE AND 1/2" BASE IN LD7 LUNAR EXPLORER (9.53 MM).
SS-1	QUARTZ SOLID SURFACE	CAMBRIA, COLLECTION: SMITHFIELD
TL-1	WALL TILE	FIRECLAY TILE, ORIGINAL CERAMIC, RAINY DAY, GLOSS, 6X12
TL-2	ACCENT COLOR WALL TILE	FIRECLAY TILE, NATURAL PRESS, CARMINE, GLOSS, 6X12
TZ-1	TERRAZZO RESIN SYSTEM IN COLOR TMR22-1998 (12.7 MM).	TERRAZZO&MARBLE SUPPLY COMPANY
VT-1	VINYL FLOOR	VINYL FLOOR - TARKETT IQ GRAINT SAFE-T 3052 697 YOGA CG
VT-2	VINYL BASE	TARKETT JOHNSONITE TRADITIONAL VINYL 6" 38 PEWTER CG



CURRIE SOWARDS AGUILA architects
Architecture, Planning, Interiors, & Sustainable Design

AA26001584
185 NE 4TH AVENUE SUITE 101
DELRAY BEACH, FL 33483
T: (561) 276-4951 F: (561) 243-8184
E-MAIL: office@csa-architects.com

ISSUED FOR:
FLEX SUB
DRC
SPA
BIDS
PERMIT
CONSTRUCTION
SEAL



JESS M. SOWARDS
AR0013205

PROJECT TITLE
PBCFR - FIRE STATION 24

2700 WESTGATE AVE.,
WEST PALM BEACH, FL.
33409

NUM.	DESCRIPTION	DATE

THESE DRAWINGS ARE PREPARED PER ESTABLISHED INDUSTRY STANDARDS AND REPRESENT THE ARCHITECT AND ENGINEERS DESIGN CONCEPT. THEY ARE NOT INTENDED TO PROVIDE EVERY DETAIL OR CONDITION REQUIRED TO CONSTRUCT THE BUILDING. THE CONTRACTOR THROUGH SUBMITTALS AND OTHER COORDINATION EFFORTS IS FULLY RESPONSIBLE FOR PROVIDING A COMPLETE AND OPERATIONAL BUILDING WHETHER INDICATED ON THE PLANS OR NOT.

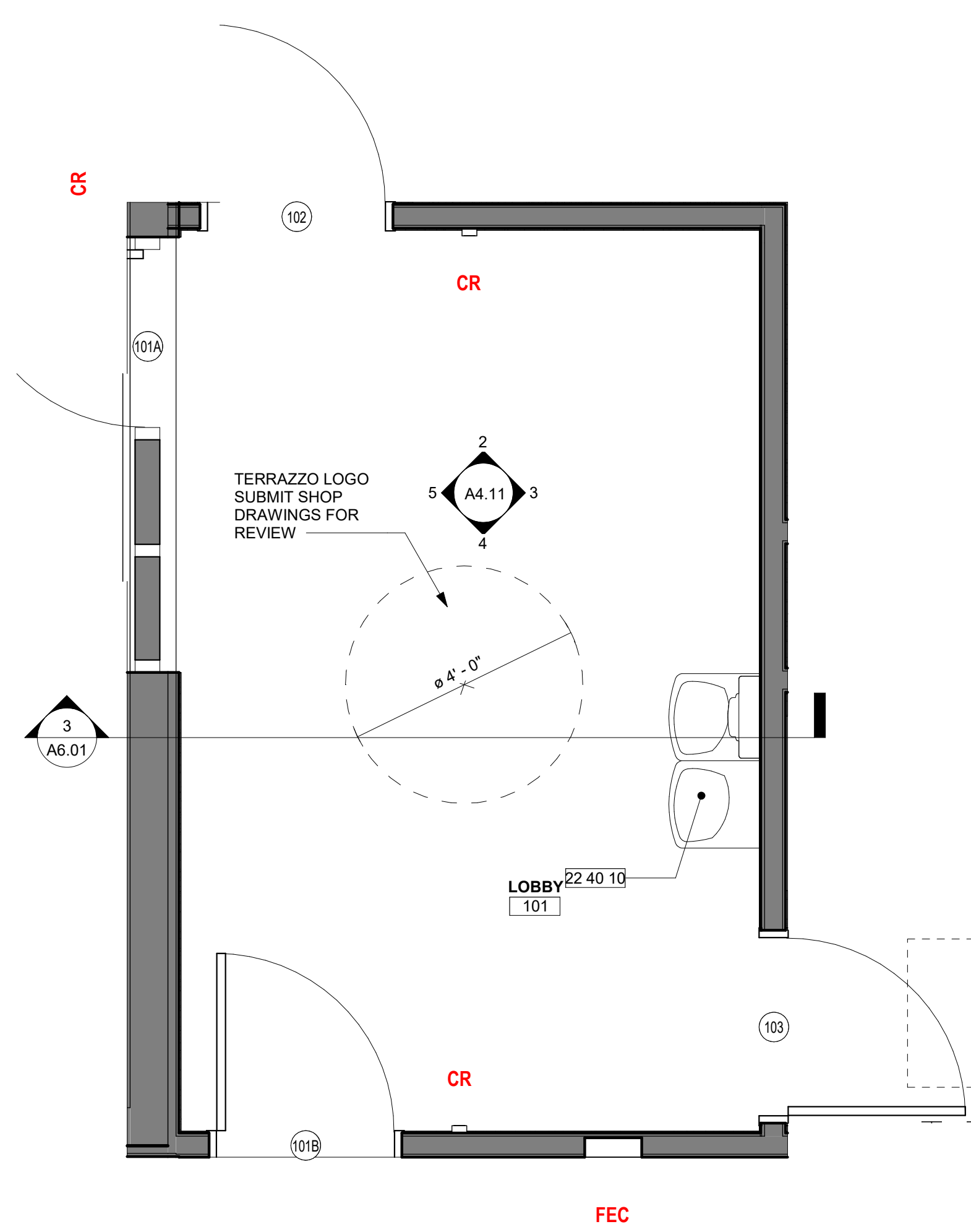
DRAWING TITLE
ENLARGED MED. STORAGE & REPORT WRITING

JOB NUMBER
230103

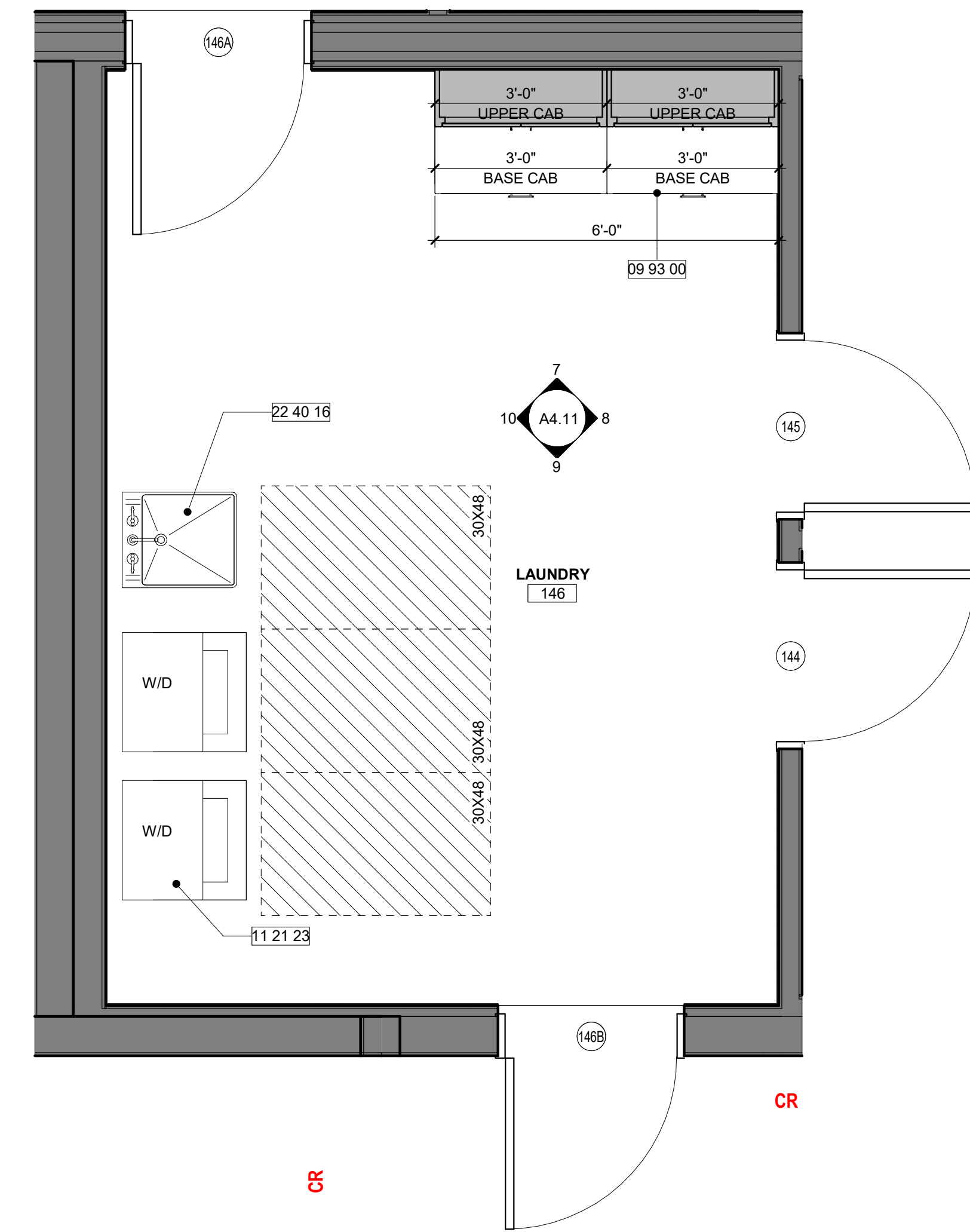
DRAWING NUMBER
A4.10

03.07.25
ISSUE FOR PERMIT

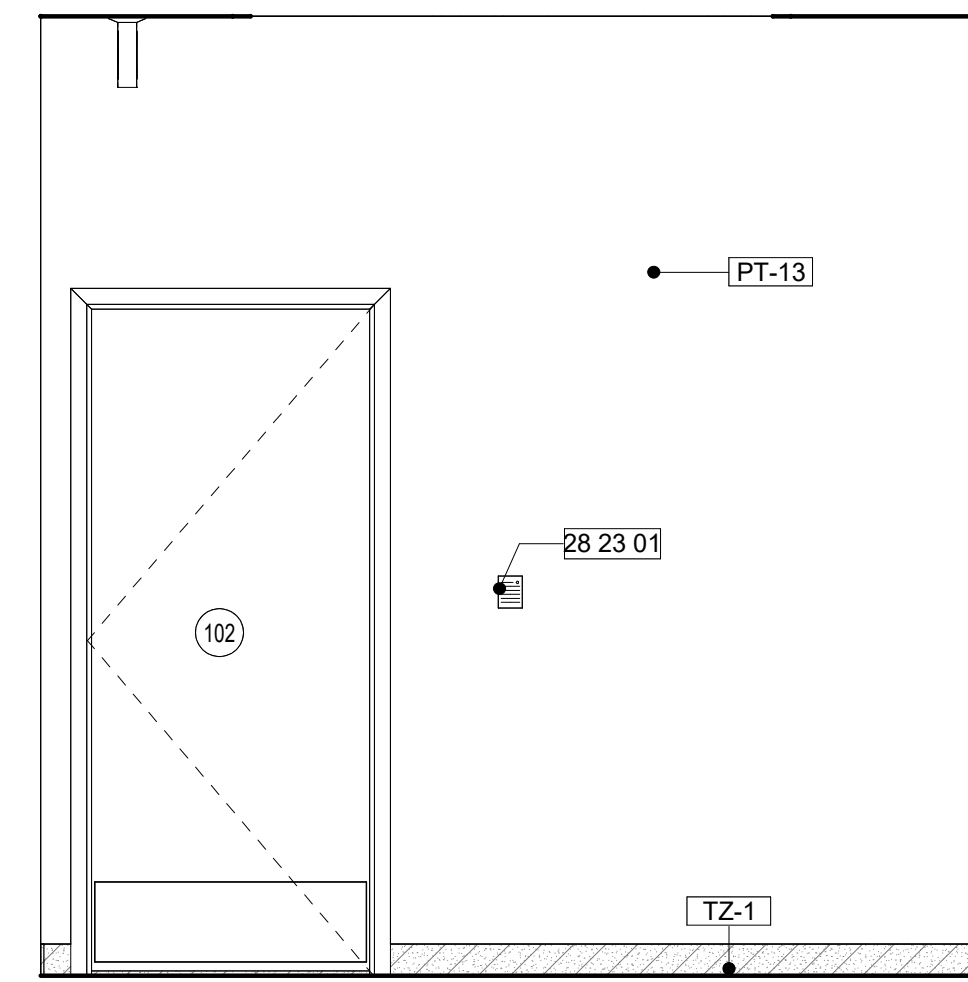
THIS DOCUMENT IS THE PROPERTY OF CURRIE SOWARDS AGUILA ARCHITECTS INC. ALL RIGHTS ARE RESERVED. ANY POSSESSION, REPRODUCTION OR OTHER USE OF THIS DOCUMENT, WITHOUT THE WRITTEN CONSENT OF CURRIE SOWARDS AGUILA ARCHITECTS INC., IS PROHIBITED. 3/7/2025 2:49:29 PM



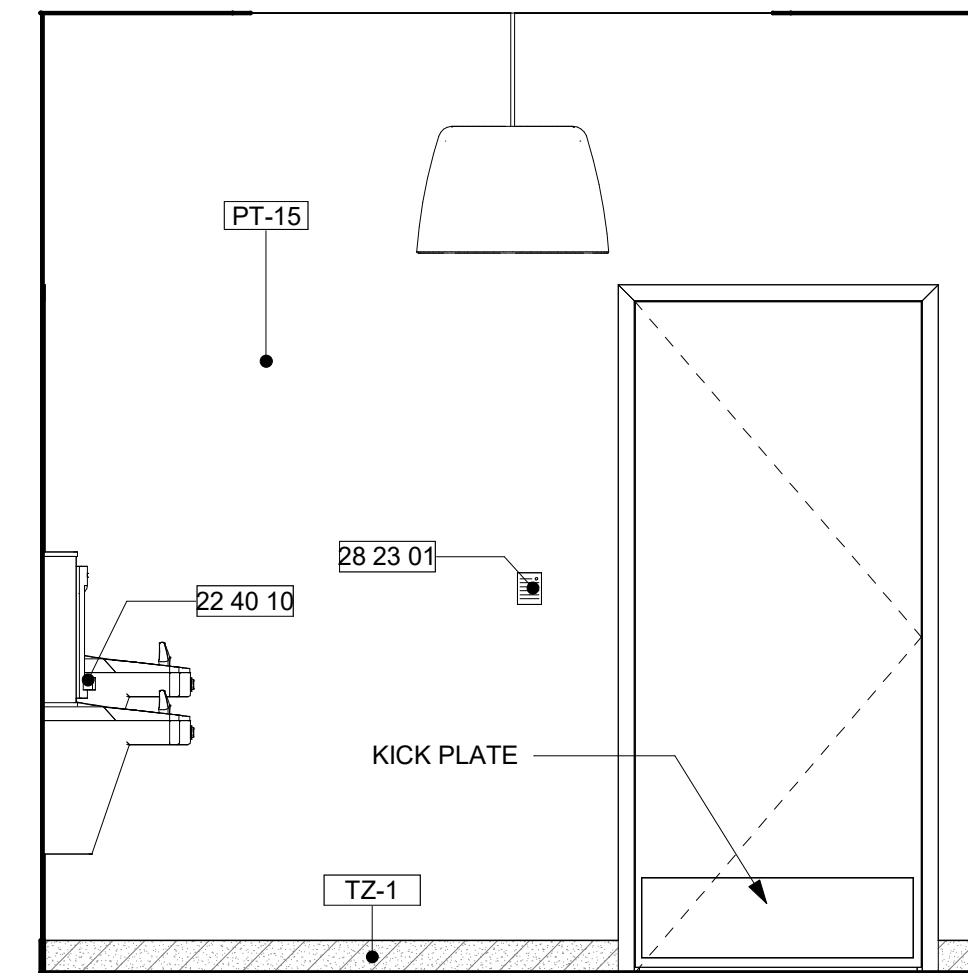
1 ENLARGED LOBBY
A4.11 1/2" = 1'-0"



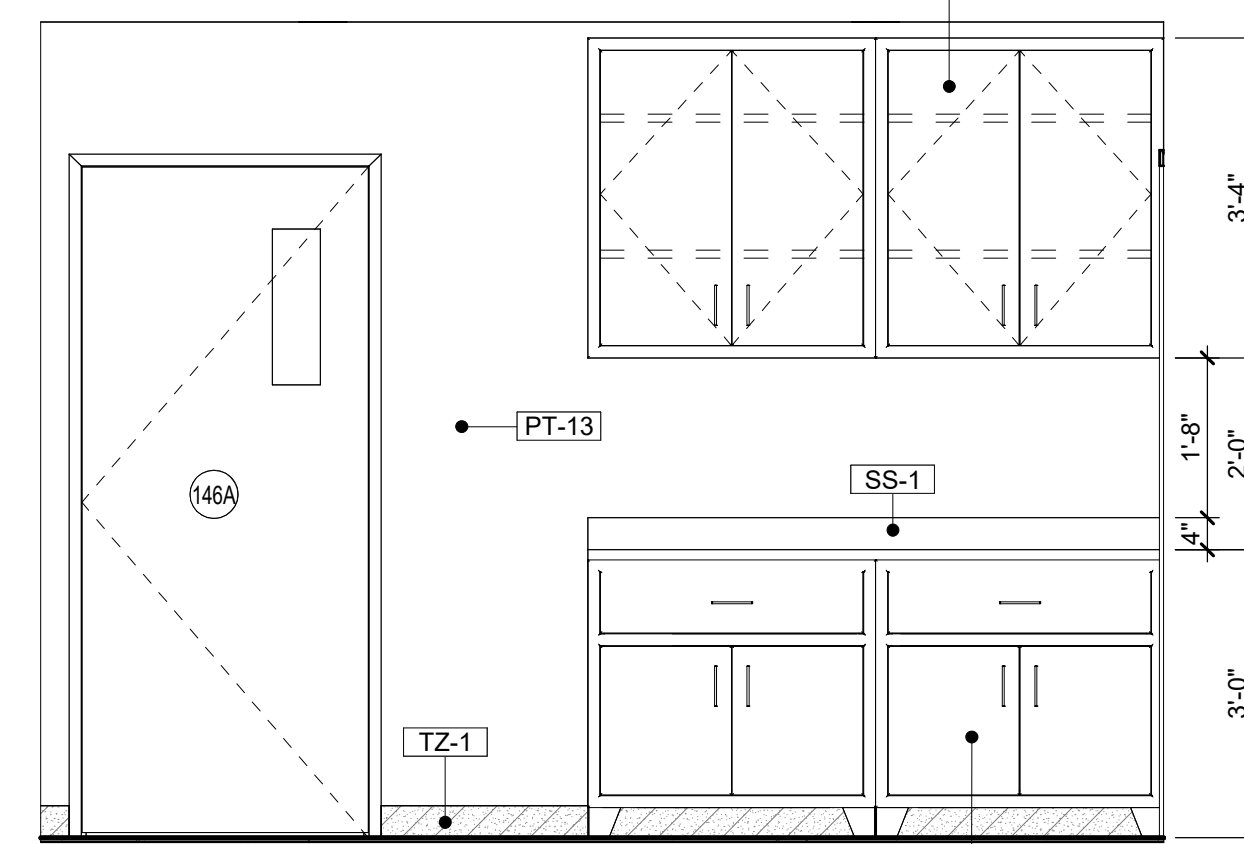
6 ENLARGED LAUNDRY
A4.11 1/2" = 1'-0"



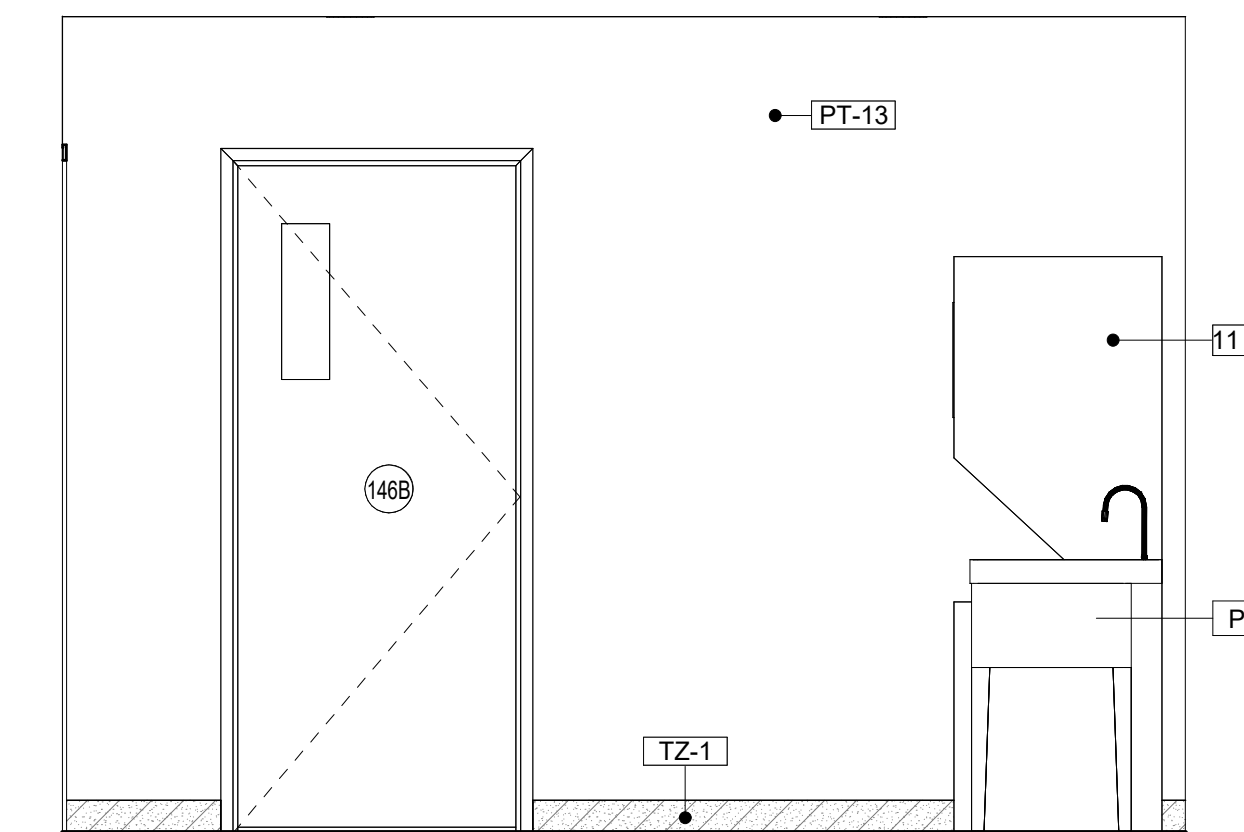
2 LOBBY - N. ELEVATION
A4.11 1/2" = 1'-0"



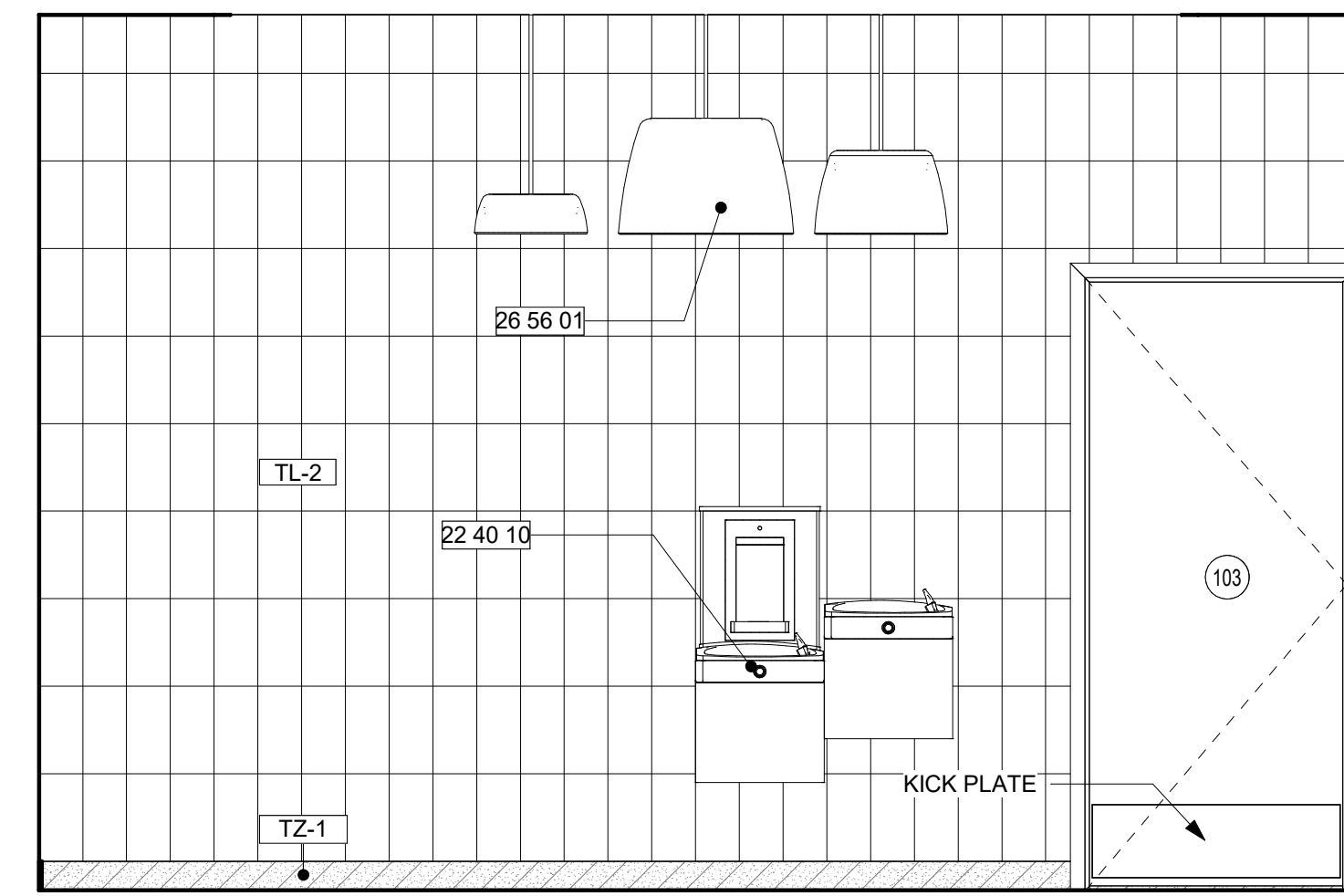
4 LOBBY - S. ELEVATION
A4.11 1/2" = 1'-0"



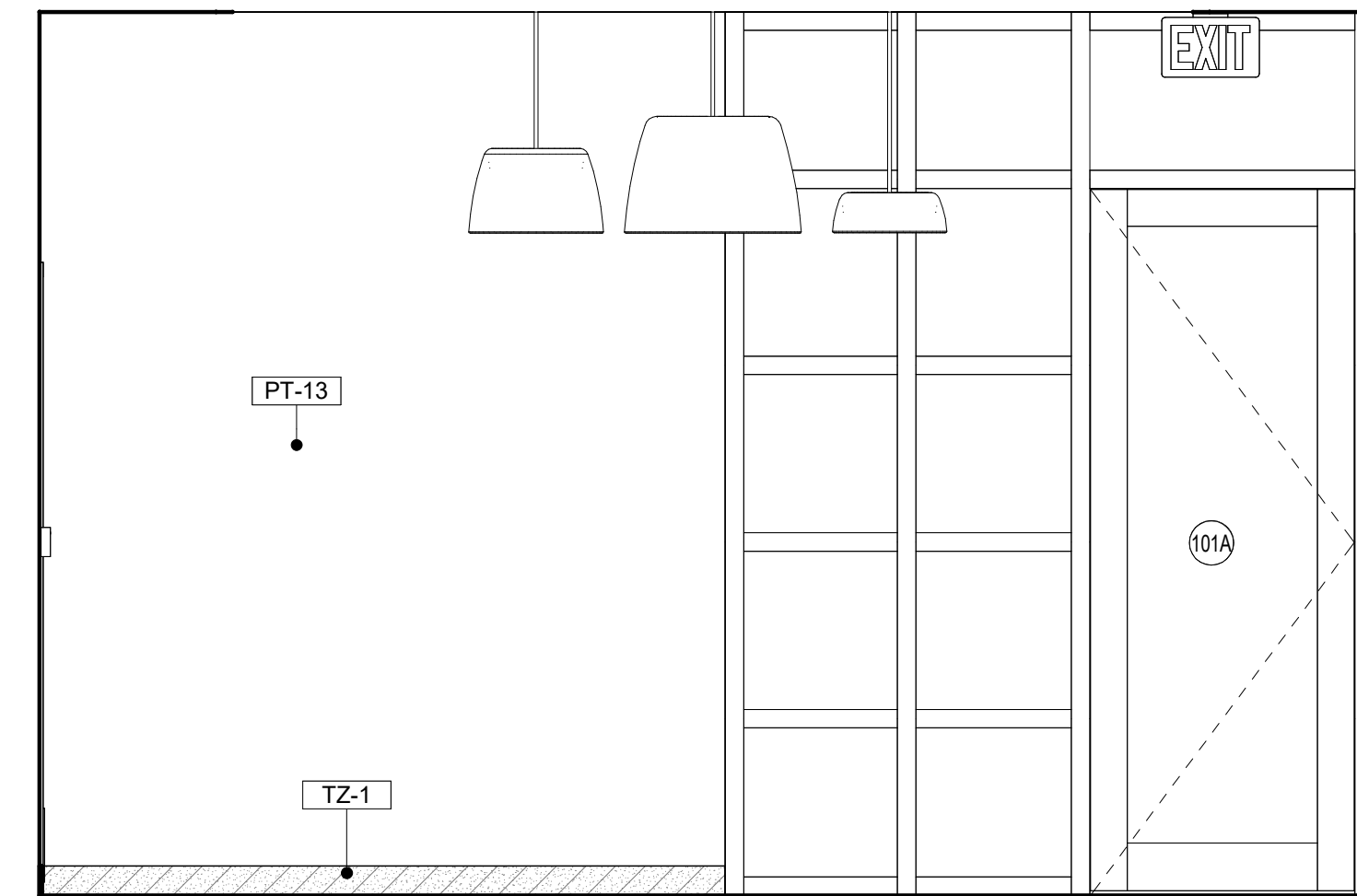
7 LAUNDRY - N. ELEVATION
A4.11 1/2" = 1'-0"




9 LAUNDRY - S. ELEVATION
A4.11 1/2" = 1'-0"



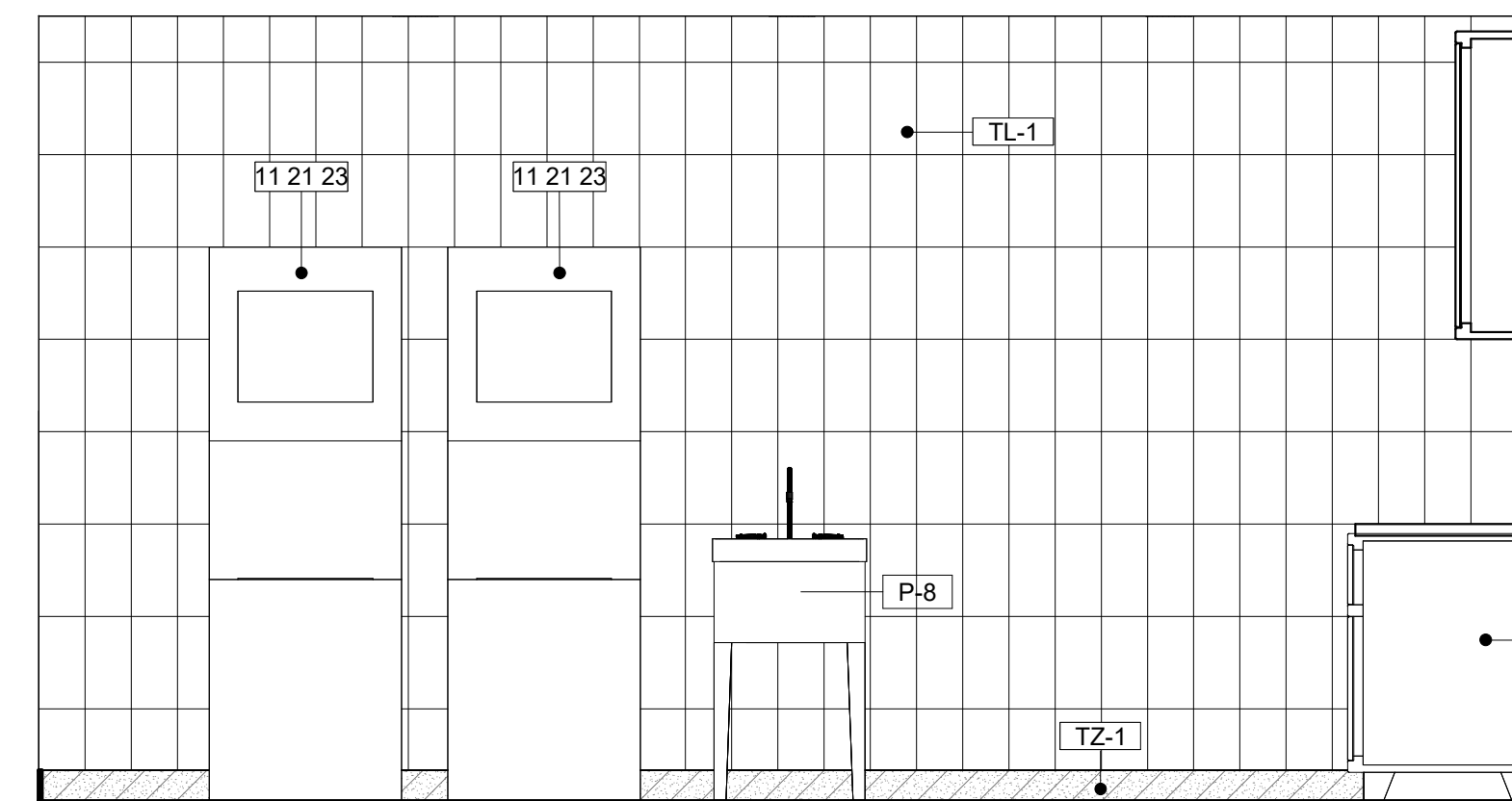
3 LOBBY - E. ELEVATION
A4.11 1/2" = 1'-0"



5 LOBBY - W. ELEVATION
A4.11 1/2" = 1'-0"



8 LAUNDRY - E. ELEVATION
A4.11 1/2" = 1'-0"



10 LAUNDRY - W. ELEVATION
A4.11 1/2" = 1'-0"

#	DESCRIPTION
05 05 06	ALUMINUM BASE CABINETS, SEE SPECS
05 05 07	ALUMINUM UPPER CABINETS, SEE SPECS
09 93 00	SOLID SURFACE COUNTERTOP WITH 4" BACKSPLASH 30" A.F.F.
11 21 23	STACKED WASHER AND DRYER, PROVIDE STACKING KIT
22 40 10	DRINKING FOUNTAIN, SEE PLUMBING PLANS
22 40 16	UTILITY SINK
26 56 01	LIGHTING FIXTURE, SEE ELECTRICAL PLANS
28 23 01	SECURITY CARD READER

MARK	DESCRIPTION	MANUFACTURER
EPX-1	EPOXY FLOOR FINISH	SIKAFLOOR MORRITEX BROADCAST SYSTEM WITH SF315 WEAR ADDITIVE IN COLOR SILVER-GRAY.
LM-1	PLASTIC LAMINATE	FORMICA LAMINATE, COLOR: DANISH MAPLE
LM-2	NON COMBUSTABLE ALUMINUM, COLOR - BLUE PEEL	MATCHLESS CABINETS
LM-3	PLASTIC LAMINATE	WHITE, MATTE
M-1	TEMPERED CLEAR GLASS MIRRORS	T.B.D.
MB-1	SOLID SURFACE CULTURED MARBLE SHOWER WALLS	INPRO - BIOPRISM SOLID SURFACE IN COLOR: DUSK P9781
PT-13	INT. WALL PAINT FINISH	SHERWIN WILLIAMS - 7004 SNOWBOUND
PT-14	INT. WALL PAINT FINISH	SHERWIN WILLIAMS - 6243 DISTANCE
PT-15	INT. WALL PAINT FINISH	SHERWIN WILLIAMS - 9561 GUILD GREY
PT-16	INT. WALL PAINT FINISH	SHERWIN WILLIAMS - 7582 SALUTE
PT-17	BLOCK FILLER WALL FINISH	SHERWIN WILLIAMS - 1 COAT PREP-RITE INTERIOR EXTERIOR, LATEX BLOCK FILLER WITH TWO COATS PROMAR INTERIOR SERIES TOPCOAT, SEE CUTSHEET
RB-1	RUBBER TILE FLOOR FINISH	TARKETT TRIUMPH MULTI-FUNCTIONAL SPORTS RUBBER TILE AND 12" BASE IN LD7 LUNAR EXPLORER (9.53 MM).
TL-1	WALL TILE	FIRECLAY TILE, ORIGINAL CERAMIC, RAINY DAY, GLOSS, 6X12
TL-2	ACCENT COLOR WALL TILE	FIRECLAY TILE, NATURAL PRESS, CARMINE, GLOSS, 6X12
TZ-1	TERRAZO&MARBLE SYSTEM IN COLOR TM#22-1998 (12.7 MM)	TERRAZO&MARBLE SUPPLY COMPANY
VT-2	VINYL BASE	TARKETT JOHNSONITE TRADITIONAL VINYL 6" 38 PEWTER CG

MARK	MANUFACTURER	DESCRIPTION
A	LITHONIA	2'-0" x 2'-0" RECESSED LED TROFFER
B	LITHONIA	LED DOWNLIGHT
B1	INTERLUX	LED DOWNLIGHT COORDINATE INSTALLATION WITH MTL CANOPY MANUF.
C	LITHONIA	WALL MOUNTED LIGHT (SEE ELEC. DWGS.)
D	STARTEK	LED PENDANT APPARATUS BAY LIGHTING
E	LITHONIA	CEILING MOUNTED UTILITY LIGHT
EXT		EXIT SIGN
F	HUNTER-KENNICOTT 44"	CEILING FAN
H	SPT	FLUSH MOUNT CEILING FAN BY SPT OR EQUAL
J	LITHONIA	WALL MOUNTED LIGHT
K	Acuity Brands Lighting	WALL PACK, MOUNT 7'-0" A.F.F.
L1	VIVID LED	UPLIGHT-TWILIGHT Z1 YK
LM	MATRIX	LIGHTED MIRROR, SEE ELECTRICAL
N	CW COLE	STEP DOWNLIGHT 18" A.F.F.
P	LLIA	BUNK READING LIGHT
Q	Big Ass Fans	E-SERIES 10 FT WITH BLACK FINISH
R	Brownlee Lighting Inc.	BARREL PENDANT -19 INCHES
S	Brownlee Lighting Inc.	BARREL PENDANT -24 INCHES
S1	Brownlee Lighting Inc.	BARREL PENDANT -24 INCHES-DIRECT/INDIRECT
SH	HYDREL	IN GROUND FLAG POLE LIGHTS
SL	HK LIGHTING	LANDSCAPE LIGHT
T	Brownlee Lighting Inc.	BARREL PENDANT -16 INCHES
U	BY MTL CANOPY MANUF.	LED FIXTURE PROVIDED AND INSTALLED BY METAL CANOPY MANUFACTURER

315



CURRIE SOWARDS AGUILA architects

Architecture, Planning, Interiors, & Sustainable Design
AA26001584
185 NE 4TH AVENUE SUITE 101 DELRAY BEACH, FL 33483
T: (561) 276-4951 F: (561) 243-8184 E-MAIL: office@csa-architects.com

ISSUED FOR :

FLEX SUB

DRC

SPA

BIDS

PERMIT

CONSTRUCTION

SEAL



JESS M. SOWARDS
AR0013205

PROJECT TITLE

PBCFR - FIRE STATION 24

2700 WESTGATE AVE.,
WEST PALM BEACH, FL.
33409

REVISIONS

NUM.	DESCRIPTION	DATE

ISSUE FOR PERMIT

THESE DRAWINGS ARE PREPARED PER ESTABLISHED INDUSTRY STANDARDS AND REPRESENT THE ARCHITECT AND ENGINEERS DESIGN CONCEPT. THEY ARE NOT INTENDED TO PROVIDE EVERY DETAIL OR CONDITION REQUIRED TO CONSTRUCT THE BUILDING. THE CONTRACTOR THROUGH SUBMITTALS AND OTHER COORDINATION EFFORTS IS FULLY RESPONSIBLE FOR PROVIDING A COMPLETE AND OPERATIONAL BUILDING WHETHER INDICATED ON THE PLANS OR NOT.

DRAWING TITLE

ENLARGED LOBBY AND LAUNDRY

DATE

3/7/2025

DRAWN BY

CP

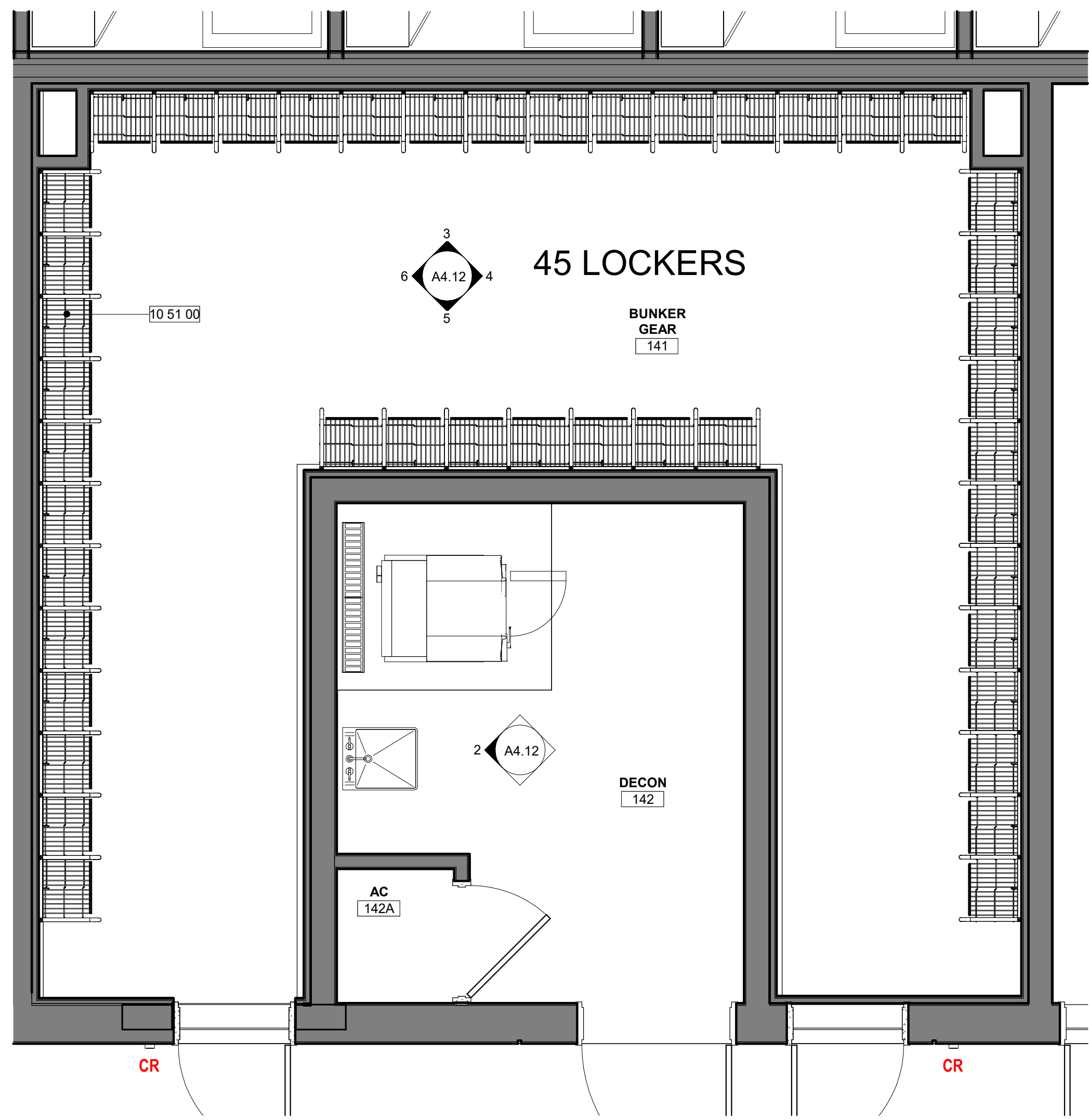
DRAWING NUMBER

230103

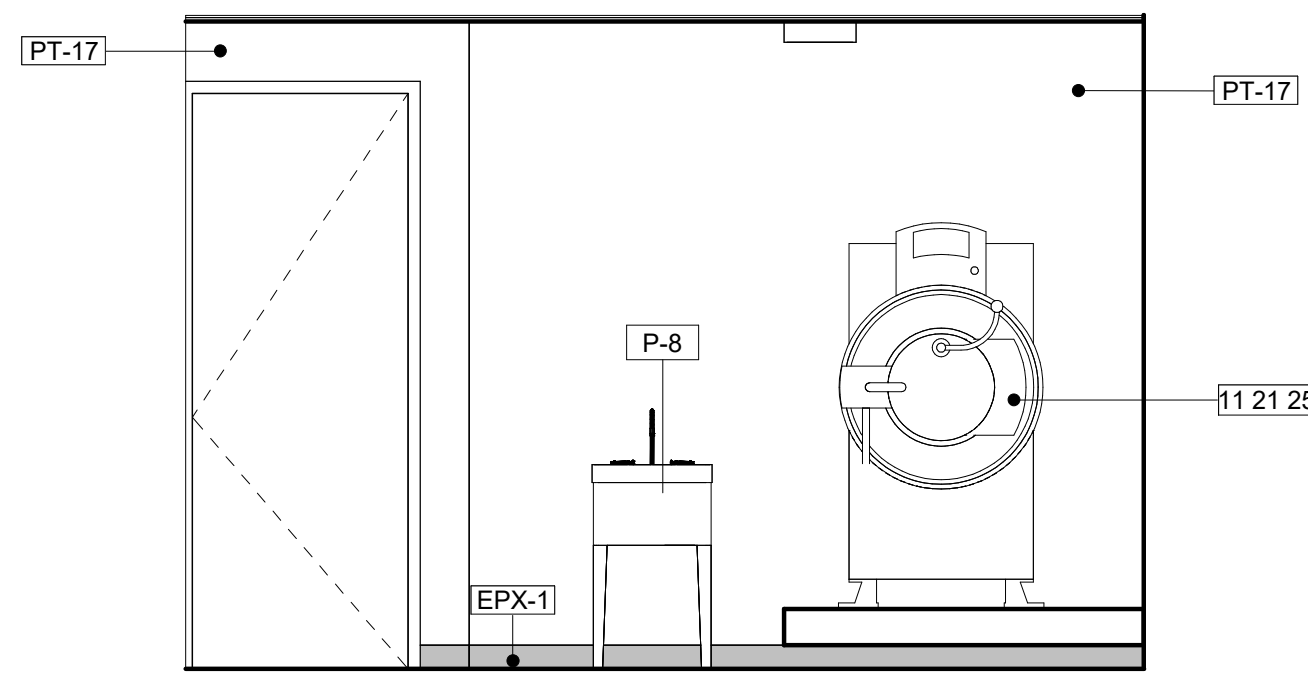
03.07.25

A4.11

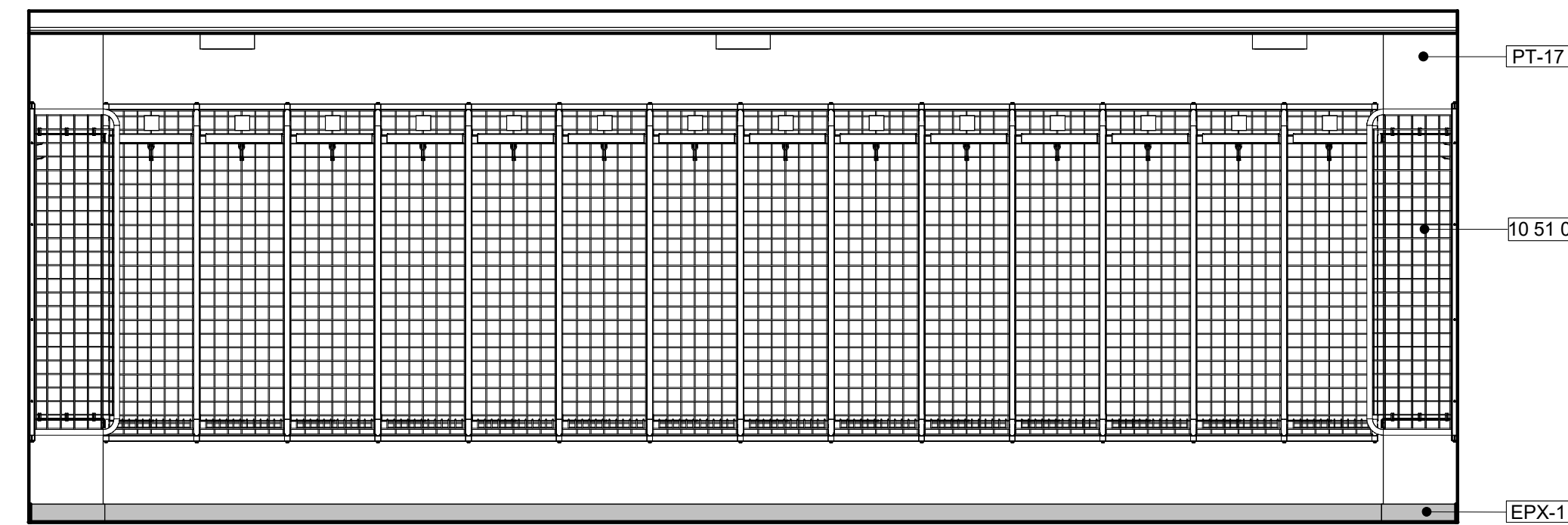
THIS DOCUMENT IS THE PROPERTY OF CURRIE SOWARDS AGUILA ARCHITECTS INC. ALL RIGHTS ARE RESERVED. ANY POSSESSION, REPRODUCTION OR OTHER USE OF THIS DOCUMENT, WITHOUT THE WRITTEN CONSENT OF CURRIE SOWARDS AGUILA ARCHITECTS INC., IS PROHIBITED. 3/7/2025 2:50:46 PM



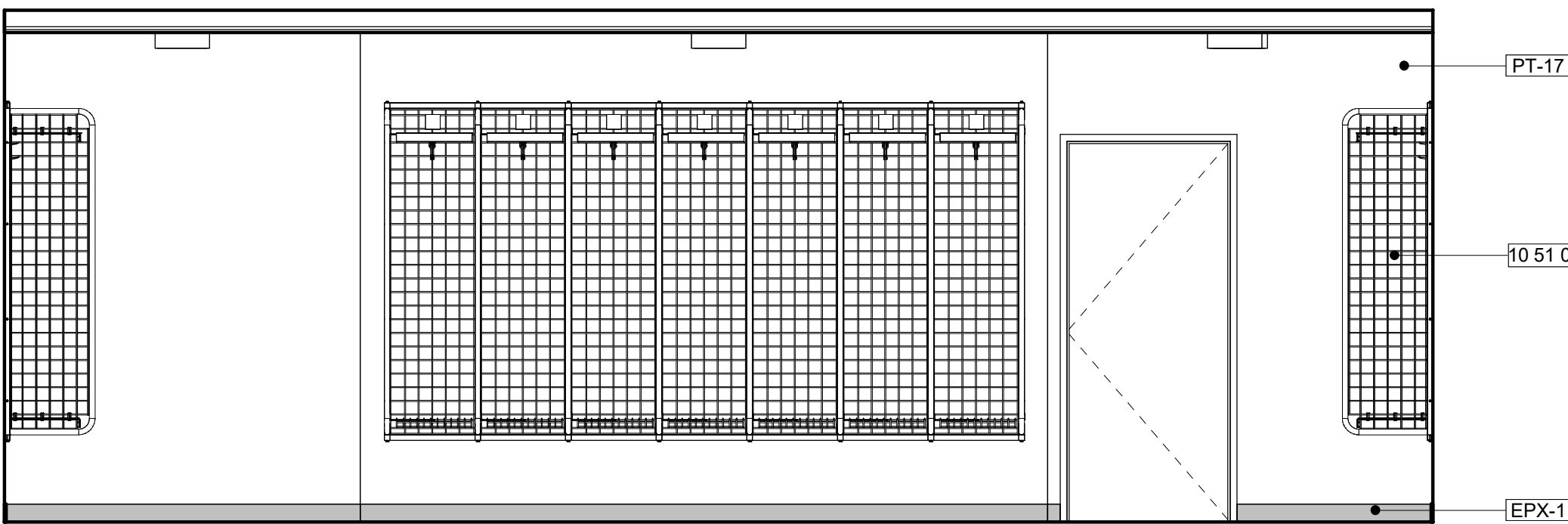
1 ENLARGED DECON- ROOM 142
A4.12 3/8" = 1'-0"



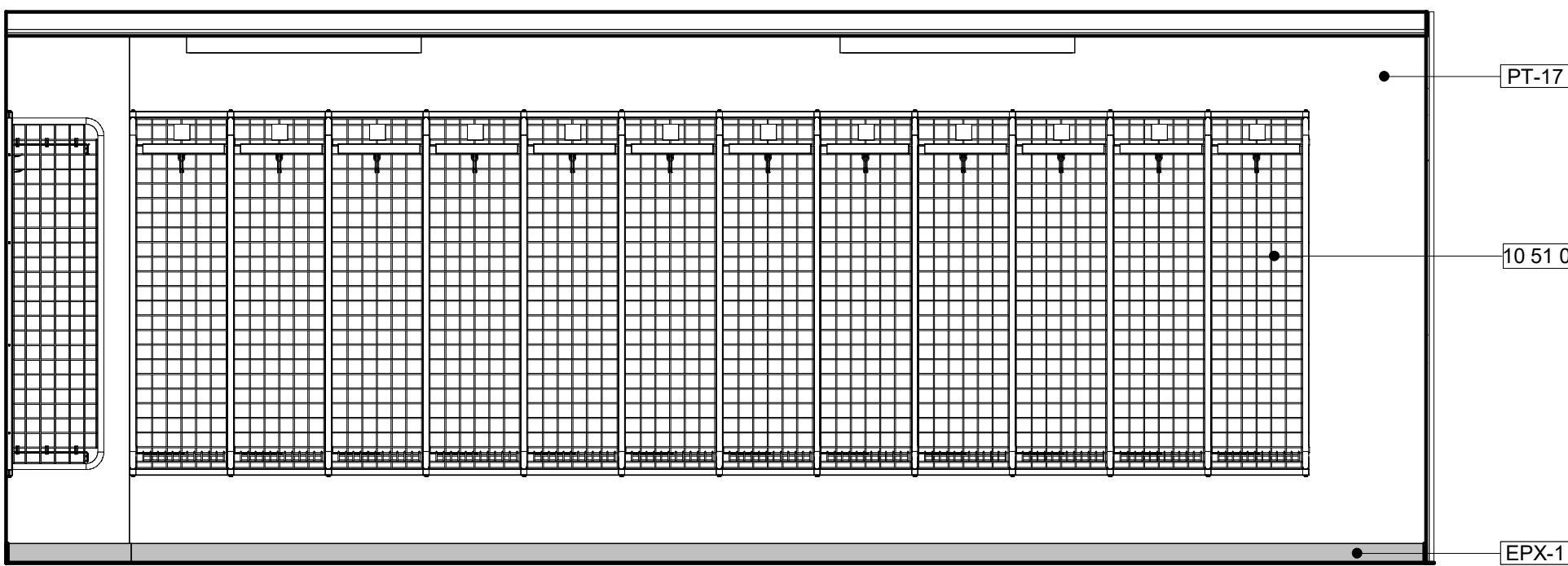
2 DECON - W. ELEVATION
A4.12 3/8" = 1'-0"



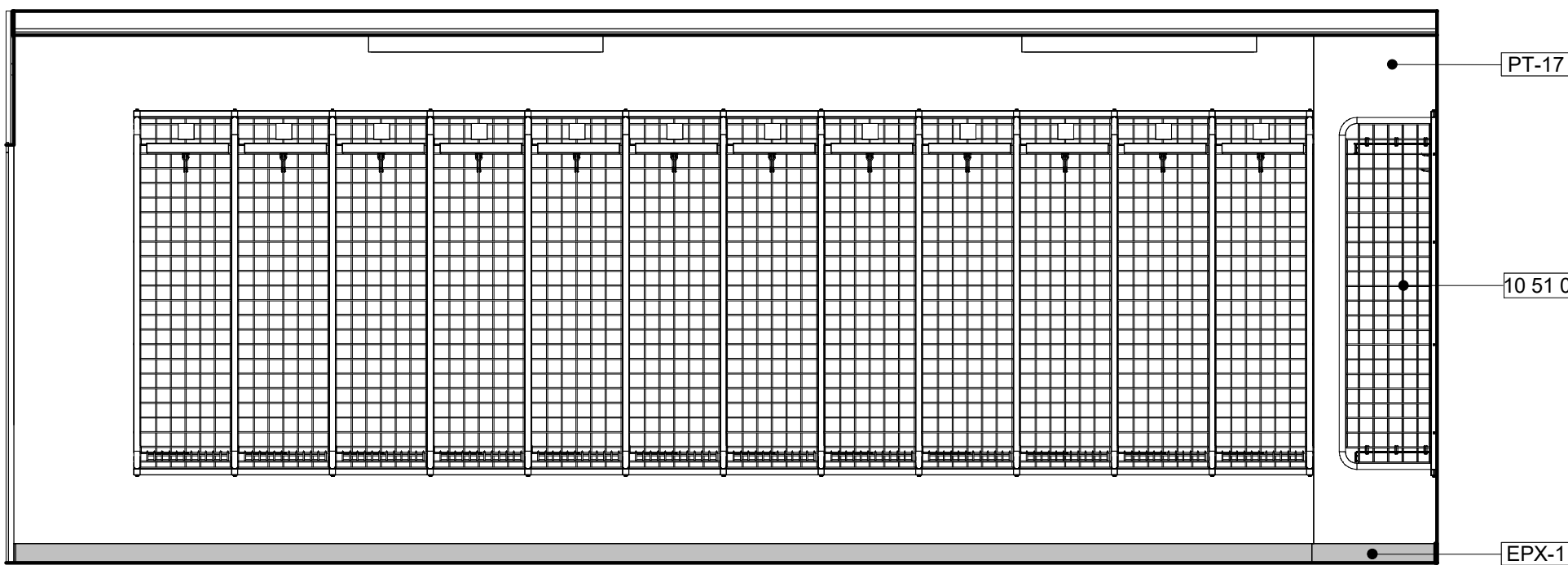
3 BUNKER GEAR - N. ELEVATION
A4.12 3/8" = 1'-0"



5 BUNKER GEAR - S. ELEVATION
A4.12 3/8" = 1'-0"



4 BUNKER GEAR - E. ELEVATION
A4.12 3/8" = 1'-0"




6 BUNKER GEAR - W. ELEVATION
A4.12 3/8" = 1'-0"

KEYNOTE LEGEND	
#	DESCRIPTION
10 51 00	LOCKERS
11 21 25	65 LB CAPACITY WASHER EXTRACTOR, SEE SPECS

PLUMBING SCHEDULE	
MARK	DESCRIPTION
P-1	ADA COMPLIANT WATER CLOSET WITH FLUSH VALVE
P-4	VANDAL-RESISTANT, BARRIER-FREE VERSACOOLER II
P-5	ADA COMPLIANT WALL MOUNTED LAVATORY
P-7	MOP SINK
P-8	UTILITY SINK
P-9	WALL HUNG BARRIER FREE LAVATORY WITH COUNTER
P-10	BAR SINK

RESTROOM ACCESSORIES SCHEDULE	
MARK	DESCRIPTION
RA-2	STRAIGHT GRAB BAR - BOBRICK #B-5806x36
RA-3	STRAIGHT GRAB BAR - BOBRICK #B-5806x42
RA-4	TOILET PAPER DISPENSER - BOBRICK #B-0000
RA-5	SURFACE MOUNTED SANITARY NAPKIN DISPOSAL - BOBRICK #B-0000
RA-6	WALL MOUNTED MIRROR
RA-7	SURFACE MOUNTED SOAP DISPENSER - BOBRICK #B-0000
RA-8	WALL MOUNTED OPEN SHELVING
RA-9	SURFACE MOUNTED DOUBLE ROBE HOOK - BOBRICK #B-672
RA-10	SURFACE MOUNTED PAPER TOWEL DISPENSER - BOBRICK #B-4262
RA-11	BOBRICK B-4221 CONTURA SERIES SURFACE MOUNTED SEAT COVER DISPENSER
RA-12	SURFACE MOUNTED BABY CHANGING STATION - KOALA KARE #KB110-SSWM
RA-14	SHOWER CURTAIN & HOOKS BOBRICK #B-201-1/204-2/204-3 & SHOWER CURTAIN ROD - BOBRICK #B-207

FINISH SPECIFICATIONS - INTERIOR		
MARK	DESCRIPTION	MANUFACTURER
EPX-1	EPOXY FLOOR FINISH	SIKAFLOOR MORRITEX BROADCAST SYSTEM WITH SF315 WEAR ADDITIVE IN COLOR SILVER-GRAY.
LM-1	PLASTIC LAMINATE	FORMICA LAMINATE, COLOR: DANISH MAPLE
LM-3	PLASTIC LAMINATE	WHITE, MATTE
M-1	TEMPERED CLEAR GLASS MIRRORS	T.B.D.
MB-1	SOLID SURFACE CULTURED MARBLE SHOWER WALLS	INPRO - BIOPRISM SOLID SURFACE IN COLOR: DUSK P9781
PT-13	INT. WALL PAINT FINISH	SHERWIN WILLIAMS - 7004 SNOWBOUND
PT-15	INT. WALL PAINT FINISH	SHERWIN WILLIAMS - 9561 GUILD GREY
PT-16	INT. WALL PAINT FINISH	SHERWIN WILLIAMS - 7582 SALUTE
PT-17	BLOCK FILLER WALL FINISH	SHERWIN WILLIAMS - 1 COAT PREP-RITE INTERIOR EXTERIOR LATEX BLOCK FILLER WITH TWO COATS PROMAR INTERIOR SERIES TOPCOAT. SEE CUTSHEET
RB-1	RUBBER TILE FLOOR FINISH	TARKETT TRIUMPH MULTI-FUNCTIONAL SPORTS RUBBER TILE AND 12" BASE IN LD7 LUNAR EXPLORER (9.53 MM).
TL-1	WALL TILE	FIRECLAY TILE, ORIGINAL CERAMIC, RAINY DAY, GLOSS, 6X12
TL-2	ACCENT COLOR WALL TILE	FIRECLAY TILE, NATURAL PRESS, CARMINE, GLOSS, 6X12
TZ-1	TERRAZO RESIN SYSTEM IN COLOR TMR22-1998 (12.7 MM).	TERRAZZO&MARBLE SUPPLY COMPANY
VT-2	VINYL BASE	TARKETT JOHNSONITE TRADITIONAL VINYL 6" 38 PEWTER CG



CURRIE SOWARDS AGUILA architects
Architecture, Planning, Interiors, & Sustainable Design

AA26001584
185 NE 4TH AVENUE SUITE 101
DELRAY BEACH, FL 33483
T: (561) 276-4951 F: (561) 243-8184
E-MAIL: office@csa-architects.com

ISSUED FOR :

FLEX SUB

DRG

SPA

BIDS

PERMIT

CONSTRUCTION

SEAL



JESS M. SOWARDS
AR0013205

PROJECT TITLE

PBCFR - FIRE STATION 24

2700 WESTGATE AVE.,
WEST PALM BEACH, FL.
33409

REVISIONS

NUM.	DESCRIPTION	DATE

ISSUE FOR PERMIT

THESE DRAWINGS ARE PREPARED PER ESTABLISHED INDUSTRY STANDARDS AND REPRESENT THE ARCHITECT AND ENGINEERS DESIGN CONCEPT. THEY ARE NOT INTENDED TO PROVIDE EVERY DETAIL OR CONDITION REQUIRED TO CONSTRUCT THE BUILDING. THE CONTRACTOR THROUGH SUBMITTALS AND OTHER COORDINATION EFFORTS IS FULLY RESPONSIBLE FOR PROVIDING A COMPLETE AND OPERATIONAL BUILDING WHETHER INDICATED ON THE PLANS OR NOT.

DRAWING TITLE

ENLARGED DECON ROOM

DATE

DRAWN BY

CP

JOB NUMBER

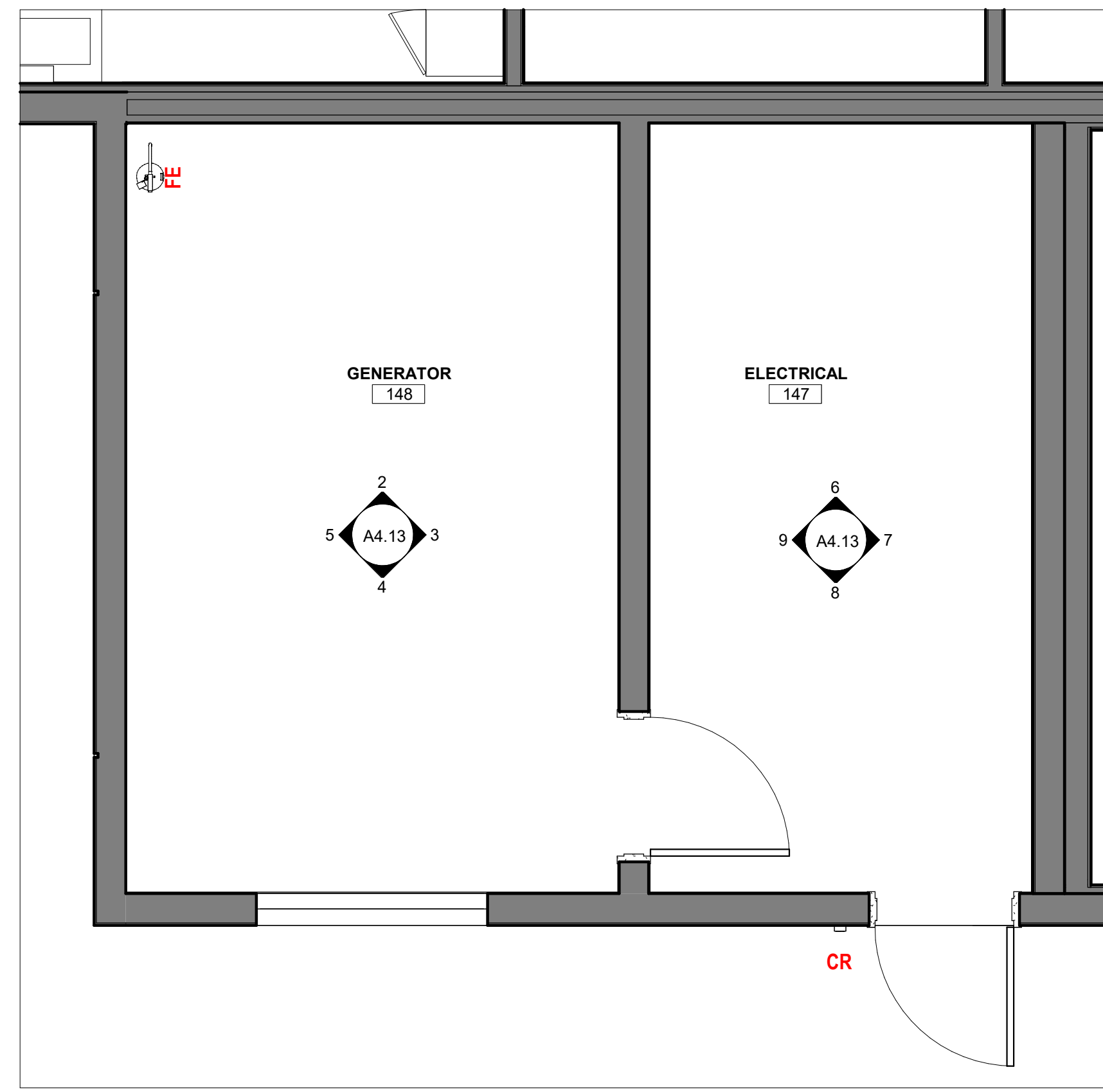
230103

DRAWING NUMBER

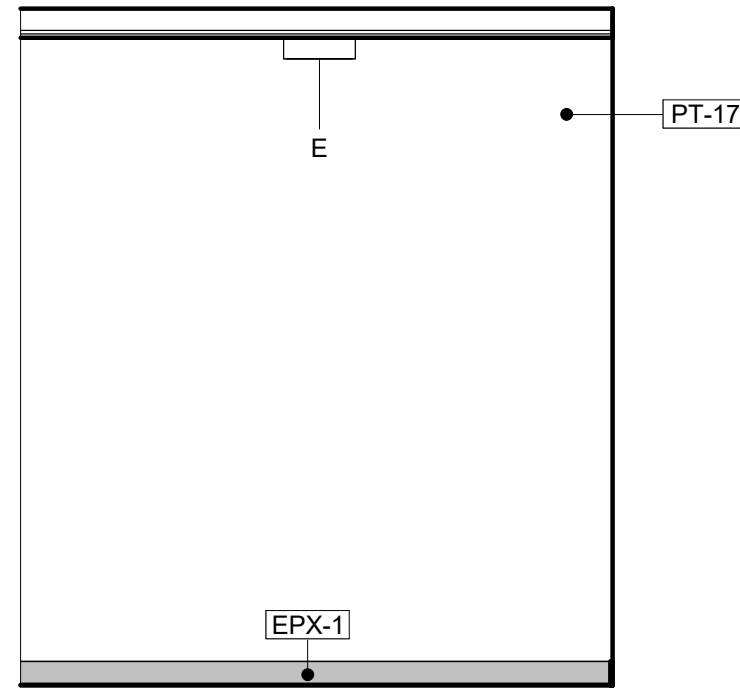
A4.12

03.07.25

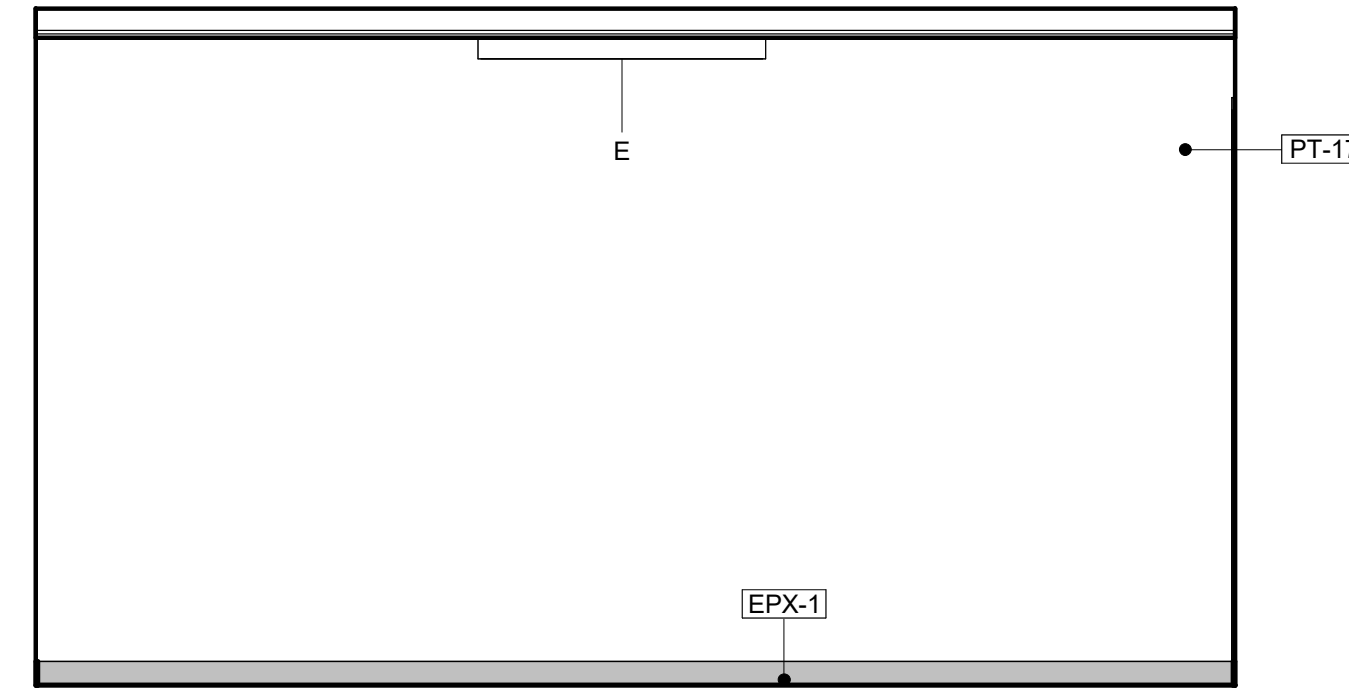
THIS DOCUMENT IS THE PROPERTY OF CURRIE SOWARDS AGUILA ARCHITECTS INC. ALL RIGHTS ARE RESERVED. ANY POSSESSION, REPRODUCTION OR OTHER USE OF THIS DOCUMENT, WITHOUT THE WRITTEN CONSENT OF CURRIE SOWARDS AGUILA ARCHITECTS INC., IS PROHIBITED. 3/7/2025 2:50:50 PM



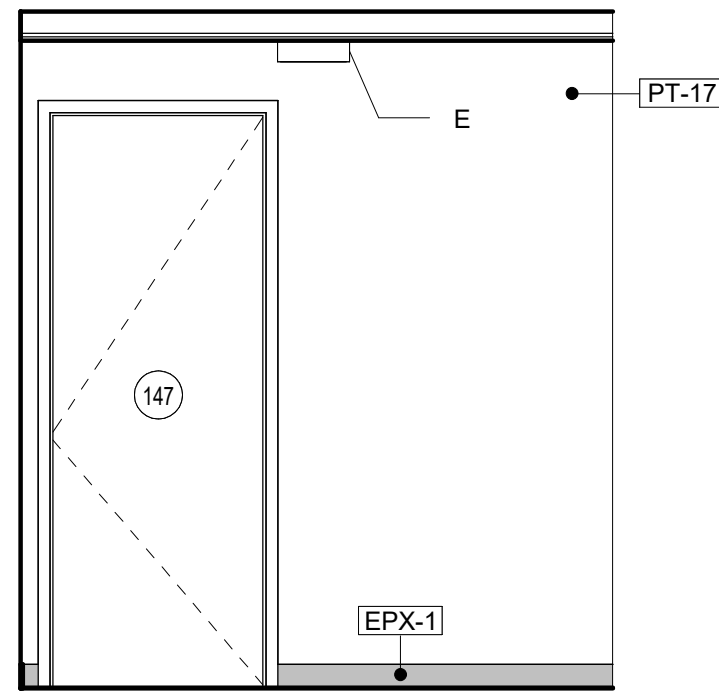
1 ENLARGED GENERATOR AND ELECTRICAL
A4.13 3/8" = 1'-0"



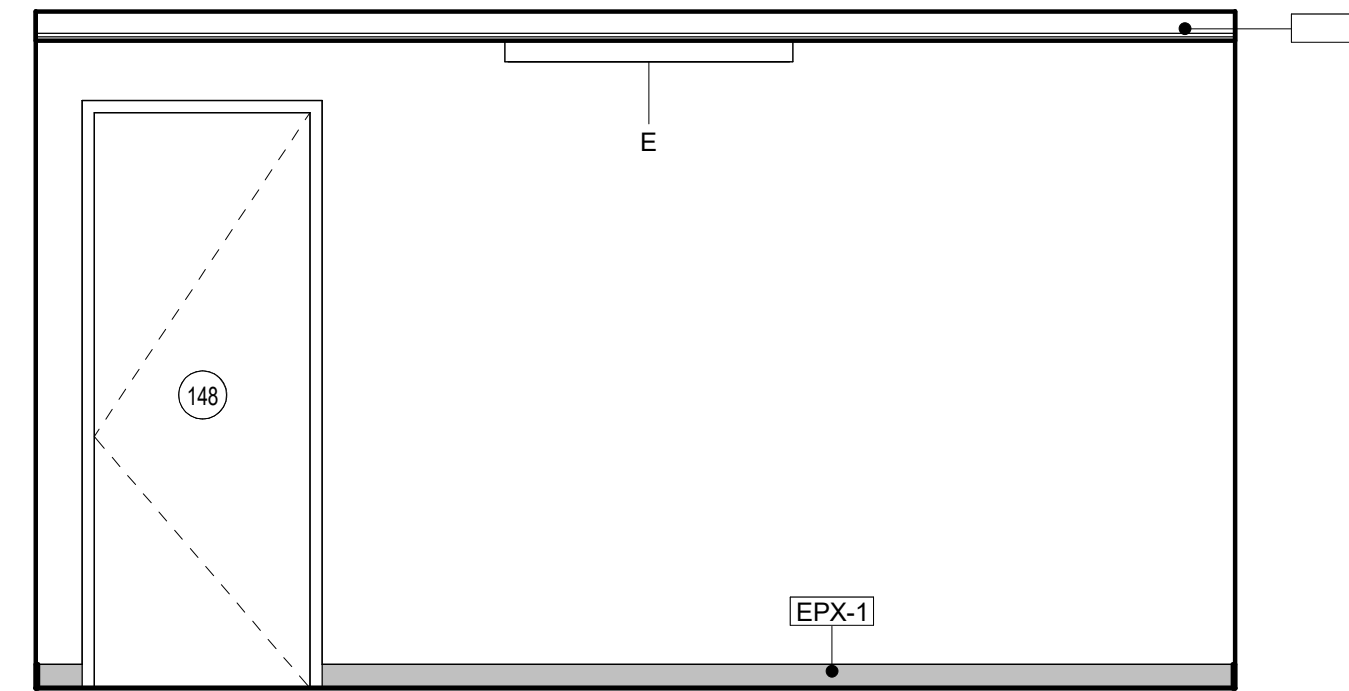
6 ELECTRICAL - N. ELEVATION
A4.13 3/8" = 1'-0"



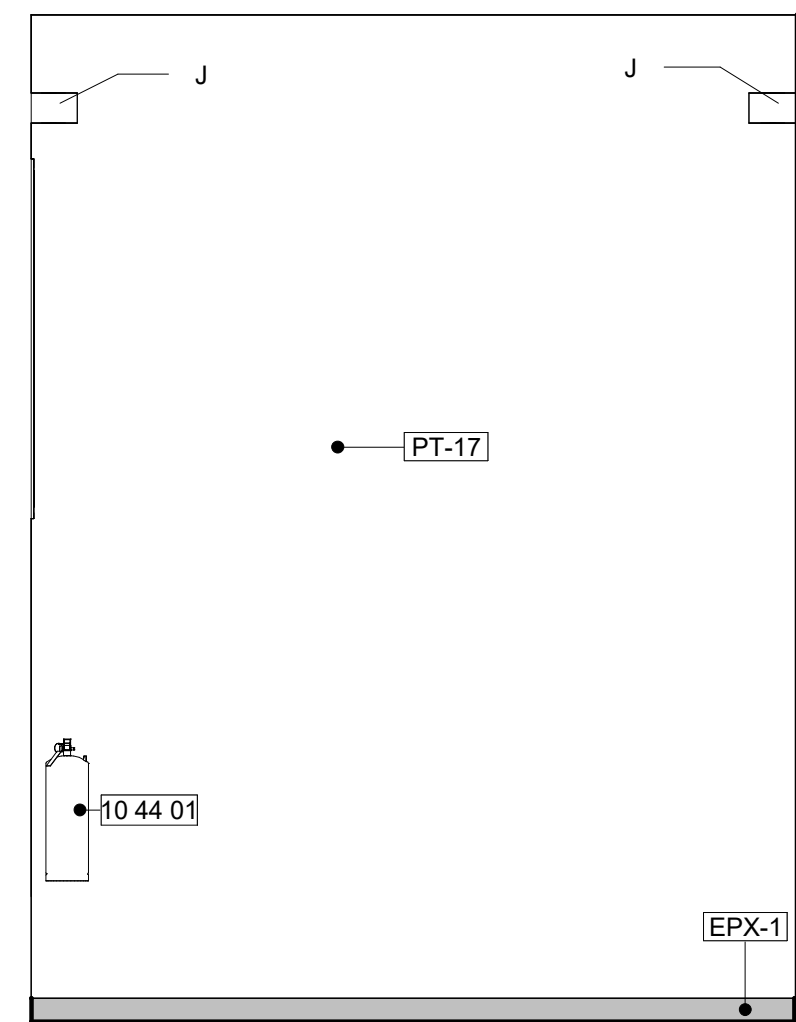
7 ELECTRICAL - E. ELEVATION
A4.13 3/8" = 1'-0"



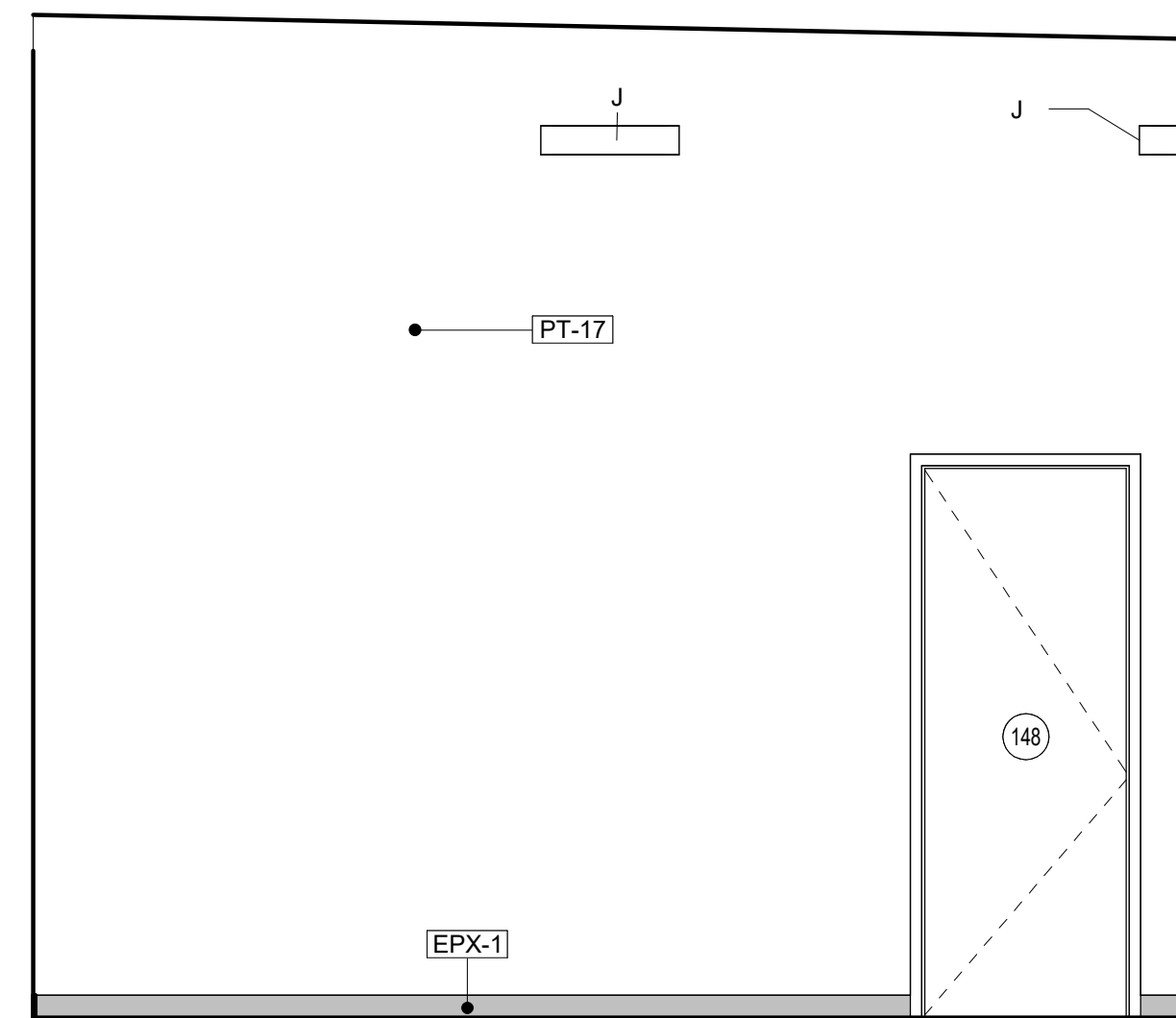
8 ELECTRICAL - S. ELEVATION
A4.13 3/8" = 1'-0"



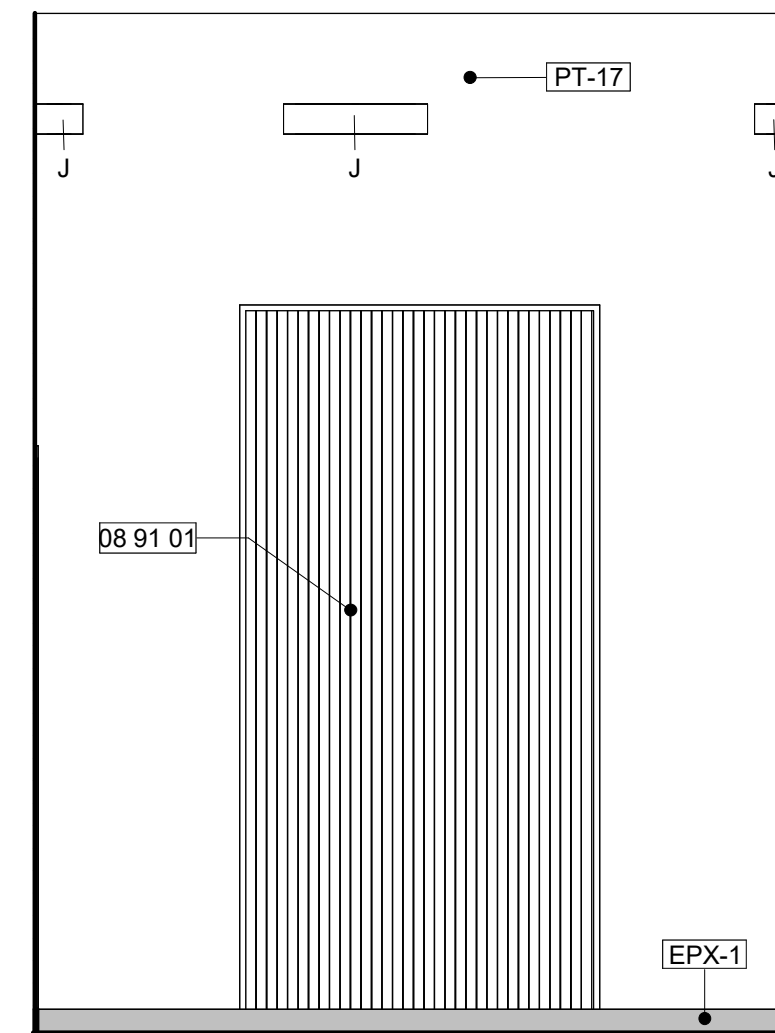
9 ELECTRICAL - W. ELEVATION
A4.13 3/8" = 1'-0"



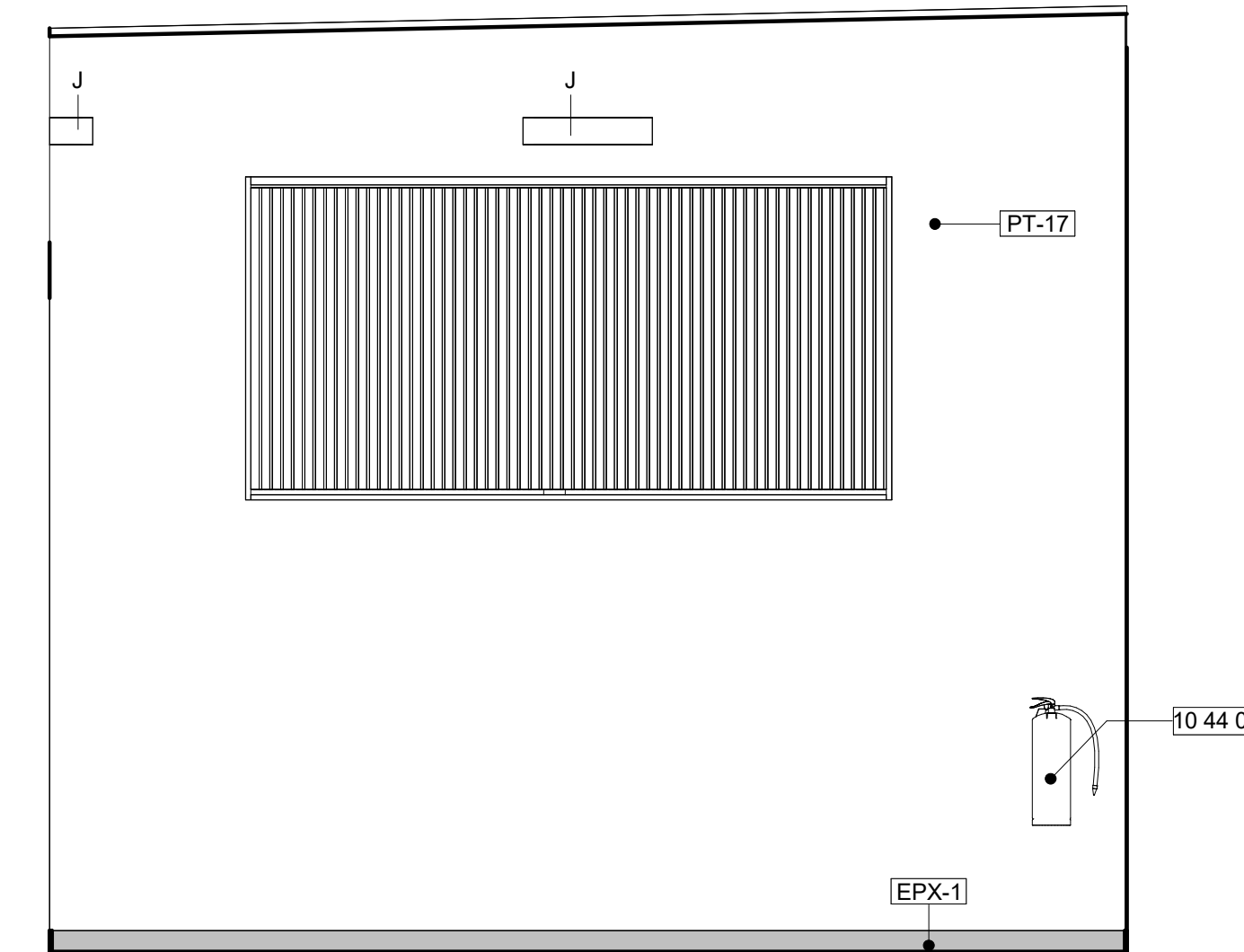
2 GENERATOR - N. ELEVATION
A4.13 3/8" = 1'-0"



3 GENERATOR - E. ELEVATION
A4.13 3/8" = 1'-0"



4 GENERATOR - S. ELEVATION
A4.13 3/8" = 1'-0"



5 GENERATOR - W. ELEVATION
A4.13 3/8" = 1'-0"

KEYNOTE LEGEND	
#	DESCRIPTION
08 91 01	FIXED ALUMINUM LOUVER. SEE MECHANICAL PLANS FOR SIZES.
10 44 01	WET CHEMICAL FIRE EXTINGUISHER

PLUMBING SCHEDULE	
MARK	DESCRIPTION
P-1	ADA COMPLIANT WATER CLOSET WITH FLUSH VALVE
P-4	VANDAL-RESISTANT, BARRIER-FREE VERSACOOLER II
P-5	ADA COMPLIANT WALL MOUNTED LAVATORY
P-7	MOP SINK
P-8	UTILITY SINK
P-9	WALL HUNG BARRIER FREE LAVATORY WITH COUNTER
P-10	BAR SINK

FINISH SPECIFICATIONS - INTERIOR		
MARK	DESCRIPTION	MANUFACTURER
EPX-1	EPOXY FLOOR FINISH	SIKAFLOOR MORRITEX BROADCAST SYSTEM WITH SF315 WEAR ADDITIVE IN COLOR SILVER-GRAY.
LM-1	PLASTIC LAMINATE	FORMICA LAMINATE, COLOR: DANISH MAPLE
LM-2	NON COMBUSTABLE ALUMINUM, COLOR - BLUE PEEEL	MATCHLESS CABINETS
PT-13	INT. WALL PAINT FINISH	SHERWIN WILLIAMS - 7004 SNOWBOUND
PT-14	INT. WALL PAINT FINISH	SHERWIN WILLIAMS - 6243 DISTANCE
PT-16	INT. WALL PAINT FINISH	SHERWIN WILLIAMS - 7582 SALUTE
PT-17	BLOCK FILLER WALL FINISH	SHERWIN WILLIAMS - 1 COAT PREP-RITE INTERIOR EXTERIOR LATEX BLOCK FILLER WITH TWO COATS PROMAR INTERIOR SERIES TOPCOAT. SEE CUTSHEET
RB-1	RUBBER TILE FLOOR FINISH	TARKETT TRIUMPH MULTI-FUNCTIONAL SPORTS RUBBER TILE AND 12" BASE IN LD7 LUNAR EXPLORER (9.53 MM).
TL-1	WALL TILE	FIRECLAY TILE, ORIGINAL CERAMIC, RAINY DAY, GLOSS, 6X12
TZ-1	TERRAZZO RESIN SYSTEM IN COLOR TM#22-1998 (12.7 MM).	TERRAZZO&MARBLE SUPPLY COMPANY
VT-2	VINYL BASE	TARKETT JOHNSONITE TRADITIONAL VINYL 6" 38 PEWTER CG



CURRIE SOWARDS AGUILA architects

Architecture, Planning, Interiors, & Sustainable Design
AA26001584
185 NE 4TH AVENUE SUITE 101 DELRAY BEACH, FL 33483
T: (561) 276-4951 F: (561) 243-8184 E-MAIL: office@csa-architects.com

ISSUED FOR:
FLEX SUB
DRC
SPA
BIDS
PERMIT
CONSTRUCTION
SEAL



JESS M. SOWARDS
AR0013205

PROJECT TITLE
PBCFR - FIRE STATION 24

2700 WESTGATE AVE.,
WEST PALM BEACH, FL.
33409

NUM.	DESCRIPTION	DATE

ISSUE FOR PERMIT

THESE DRAWINGS ARE PREPARED PER ESTABLISHED INDUSTRY STANDARDS AND REPRESENT THE ARCHITECT AND ENGINEERS DESIGN CONCEPT. THEY ARE NOT INTENDED TO PROVIDE EVERY DETAIL OR CONDITION REQUIRED TO CONSTRUCT THE BUILDING. THE CONTRACTOR THROUGH SUBMITTALS AND OTHER COORDINATION EFFORTS IS FULLY RESPONSIBLE FOR PROVIDING A COMPLETE AND OPERATIONAL BUILDING WHETHER INDICATED ON THE PLANS OR NOT.

DRAWING TITLE
ENLARGED GENERATOR AND ELECTRICAL

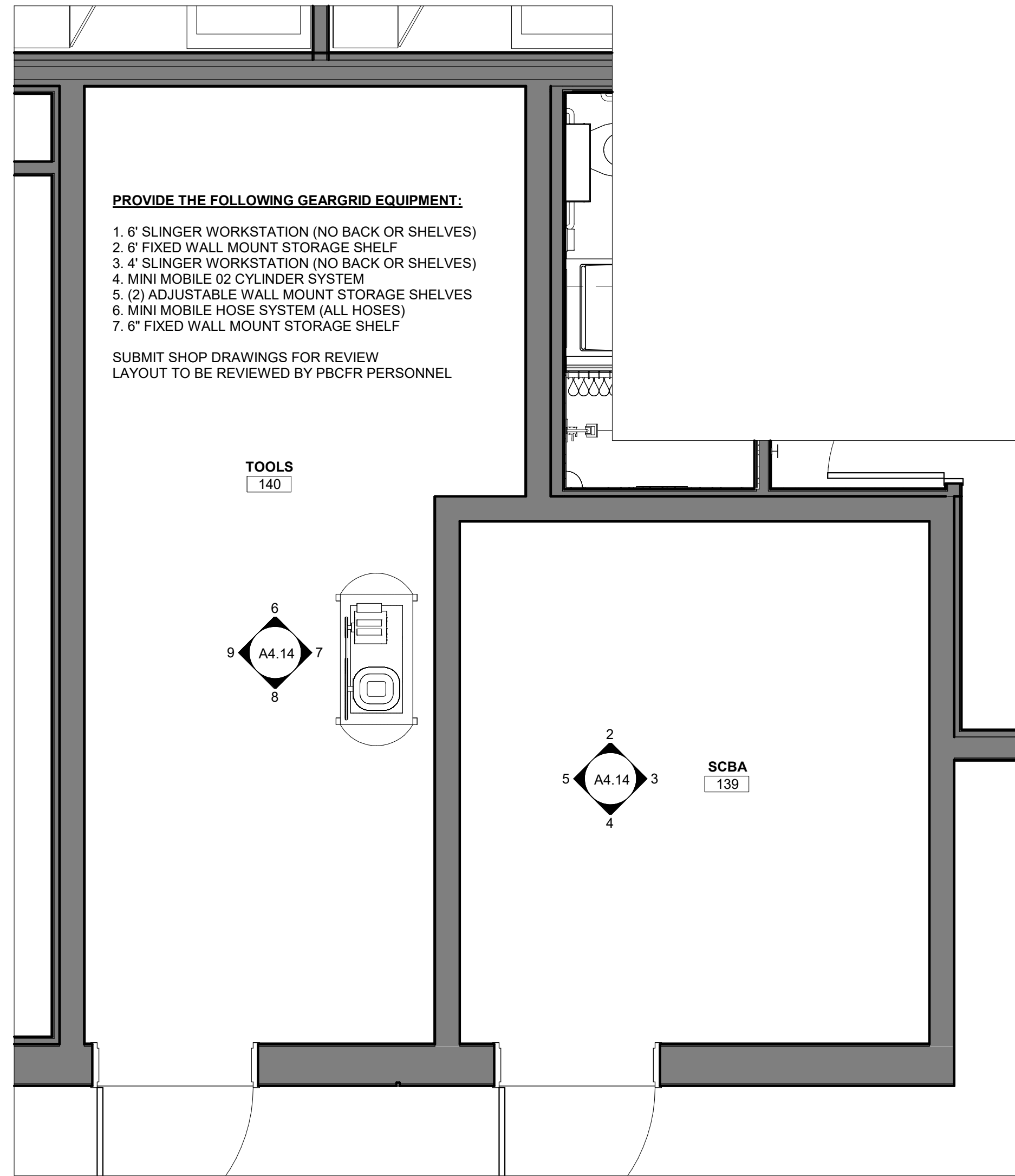
DATE: | DRAWN BY: CP

JOB NUMBER: 230103
DRAWING NUMBER:

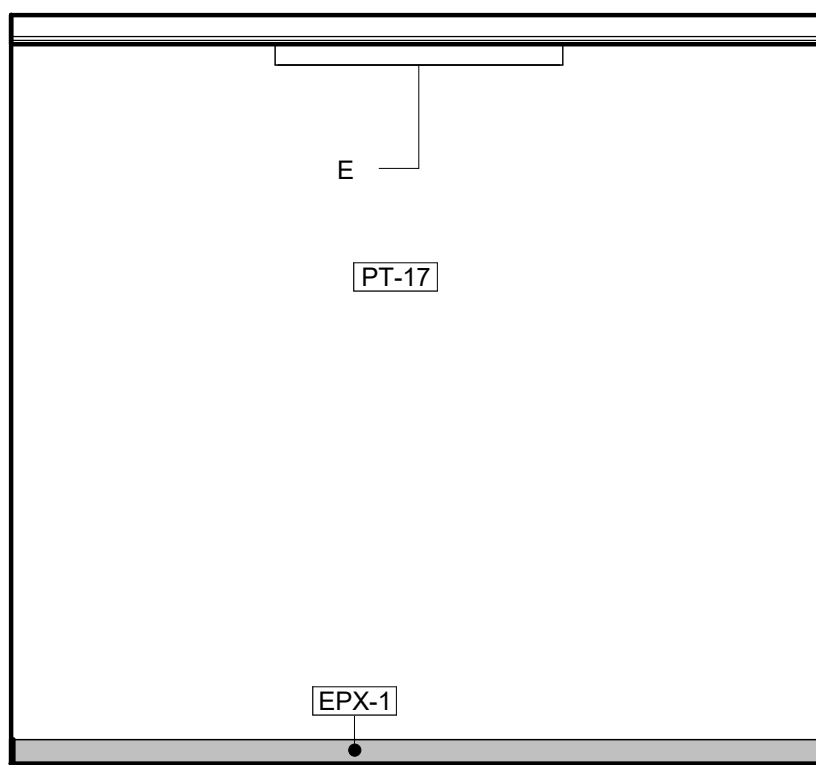
A4.13

03.07.25

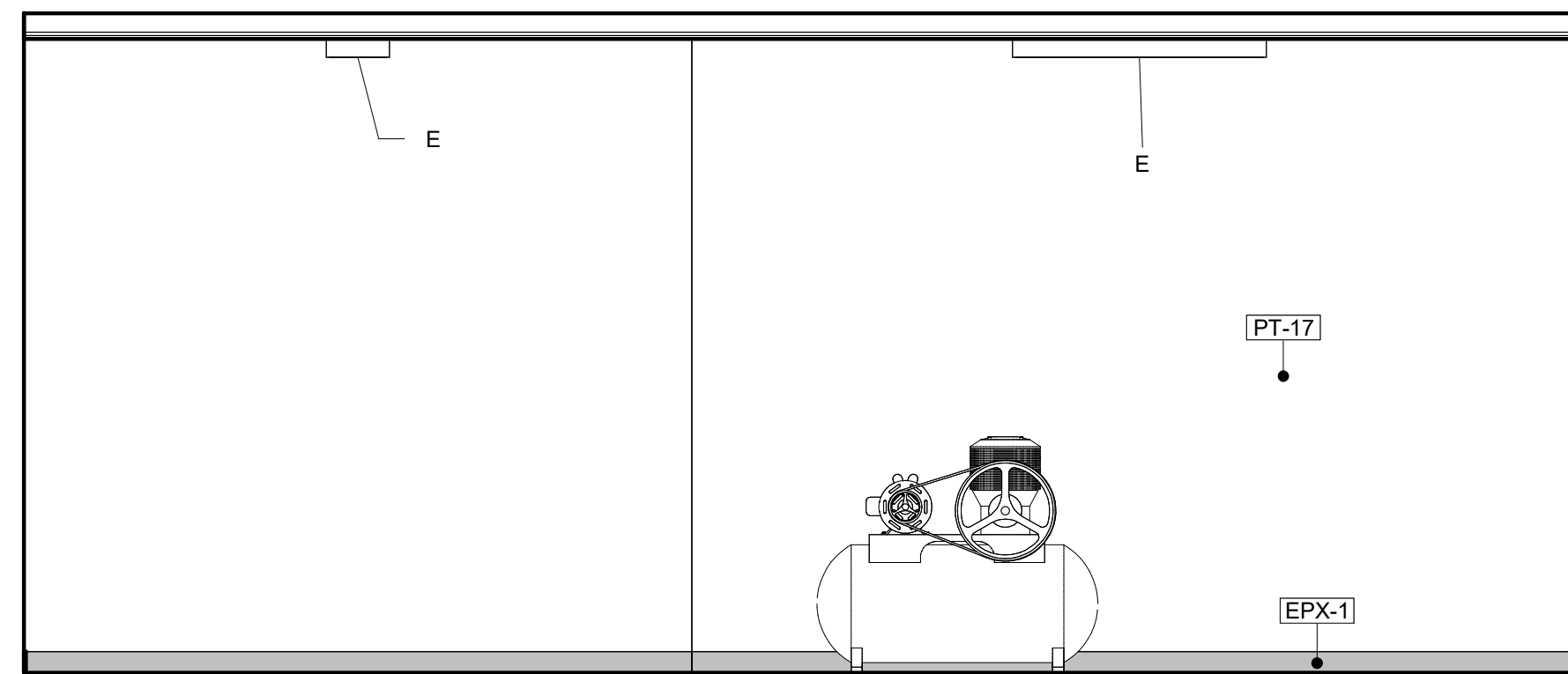
THIS DOCUMENT IS THE PROPERTY OF CURRIE SOWARDS AGUILA ARCHITECTS INC. ALL RIGHTS ARE RESERVED. ANY POSSESSION, REPRODUCTION OR OTHER USE OF THIS DOCUMENT, WITHOUT THE WRITTEN CONSENT OF CURRIE SOWARDS AGUILA ARCHITECTS INC., IS PROHIBITED. 3/7/2025 2:50:54 PM



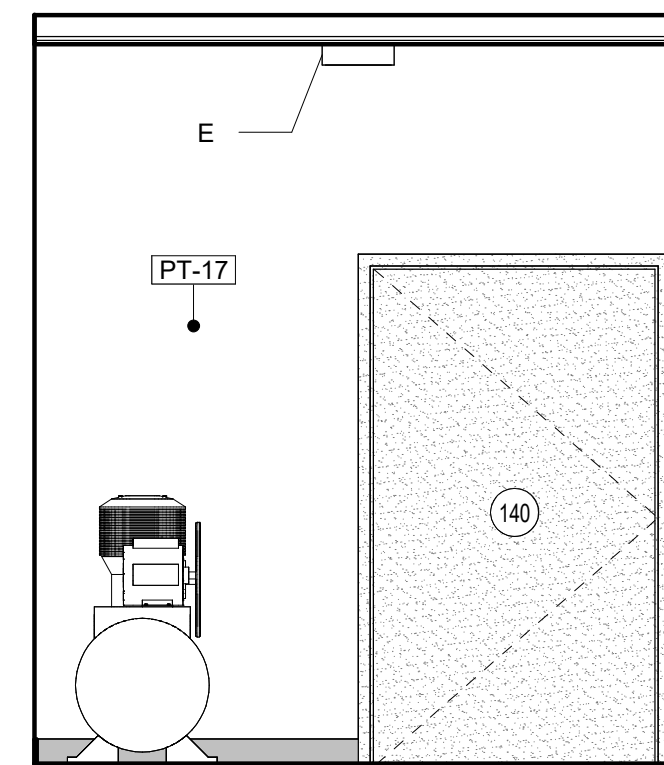
1 ENLARGED TOOLS AND SCBA
A4.14 3/8" = 1'-0"



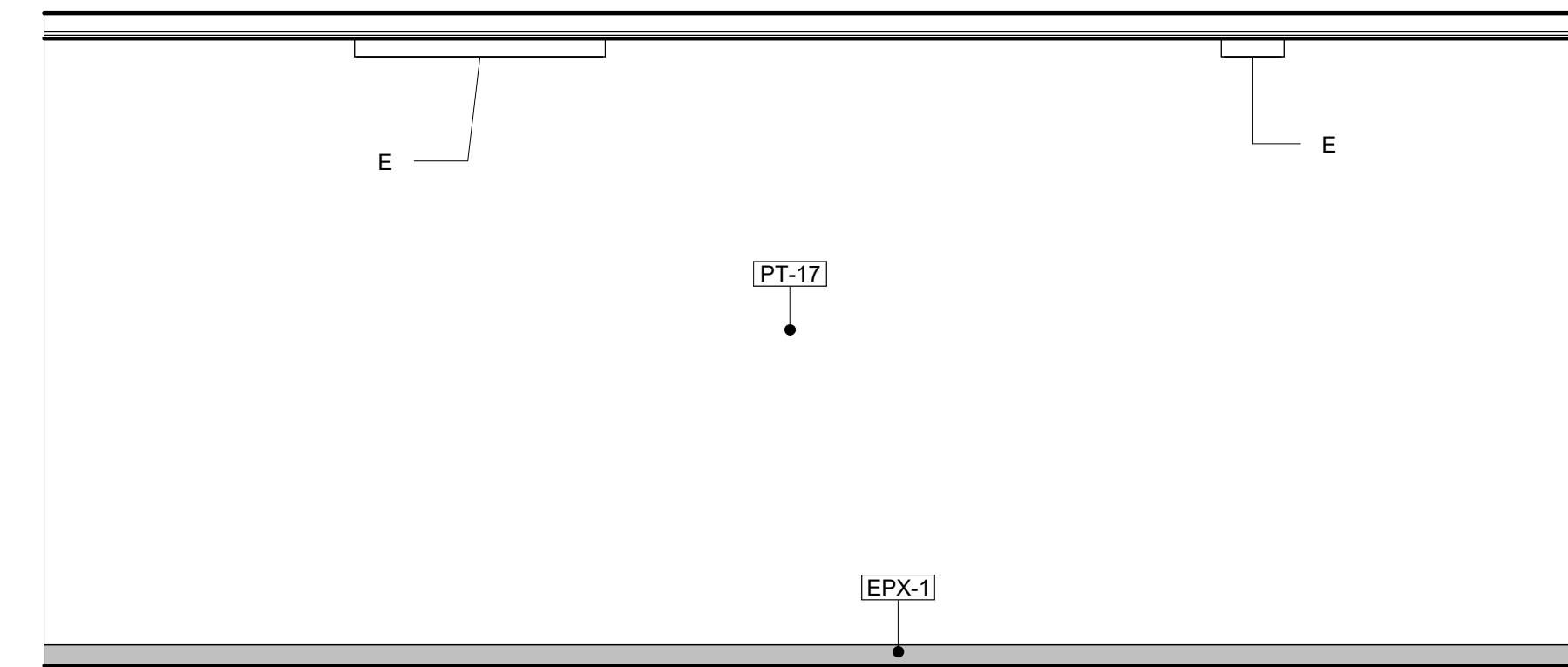
6 TOOLS - N. ELEVATION
A4.14 3/8" = 1'-0"



7 TOOLS - E. ELEVATION
A4.14 3/8" = 1'-0"

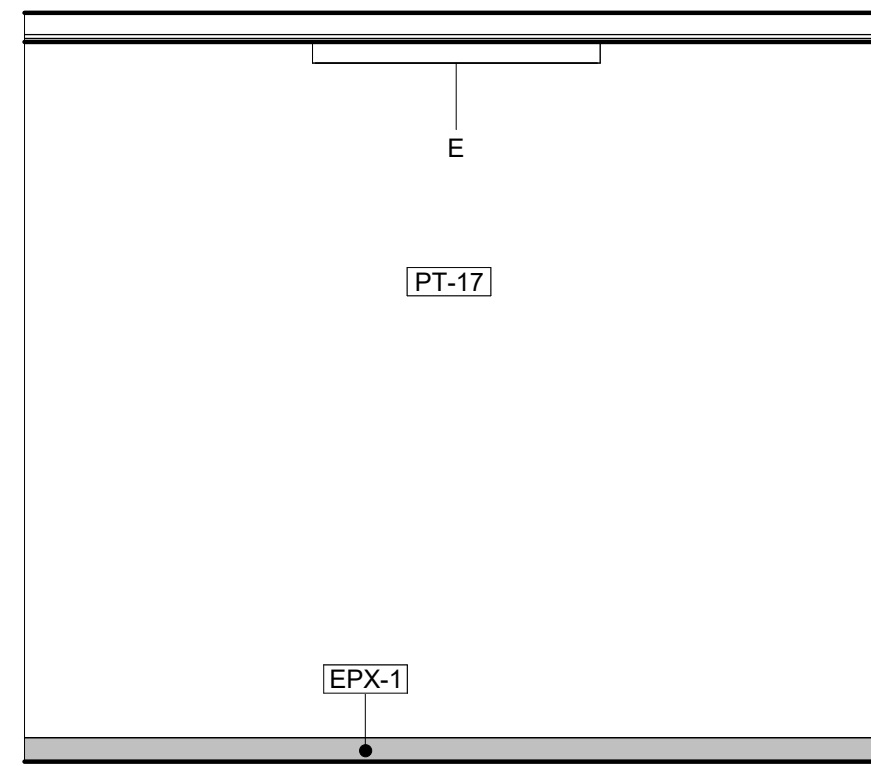


8 TOOLS - S. ELEVATION
A4.14 3/8" = 1'-0"

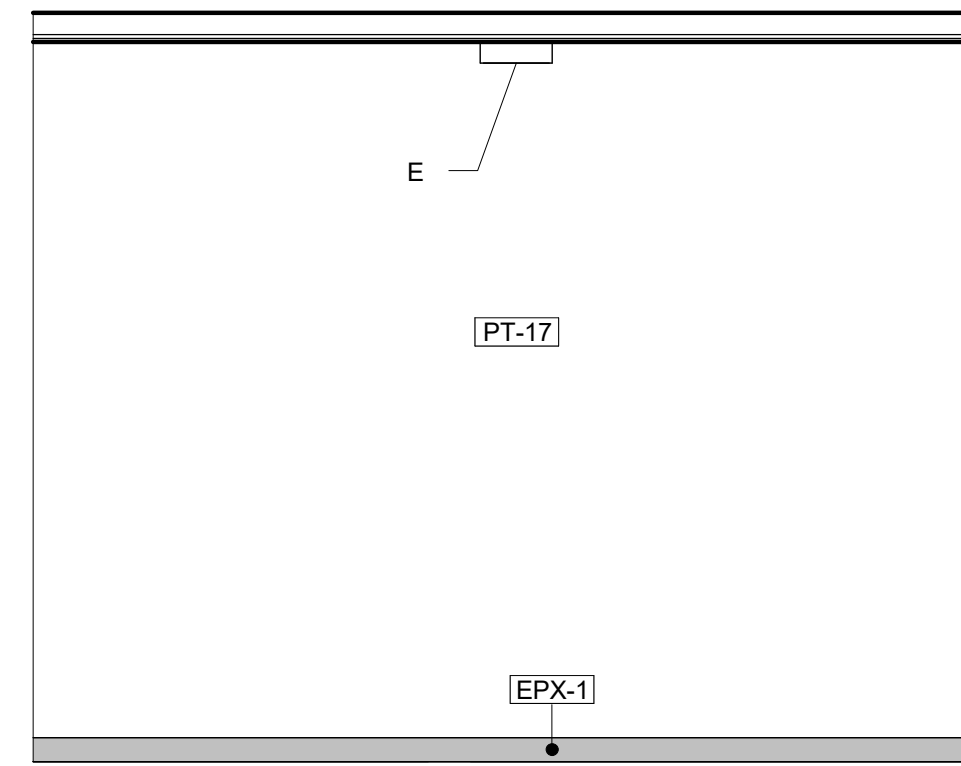


9 TOOLS - W. ELEVATION
A4.14 3/8" = 1'-0"

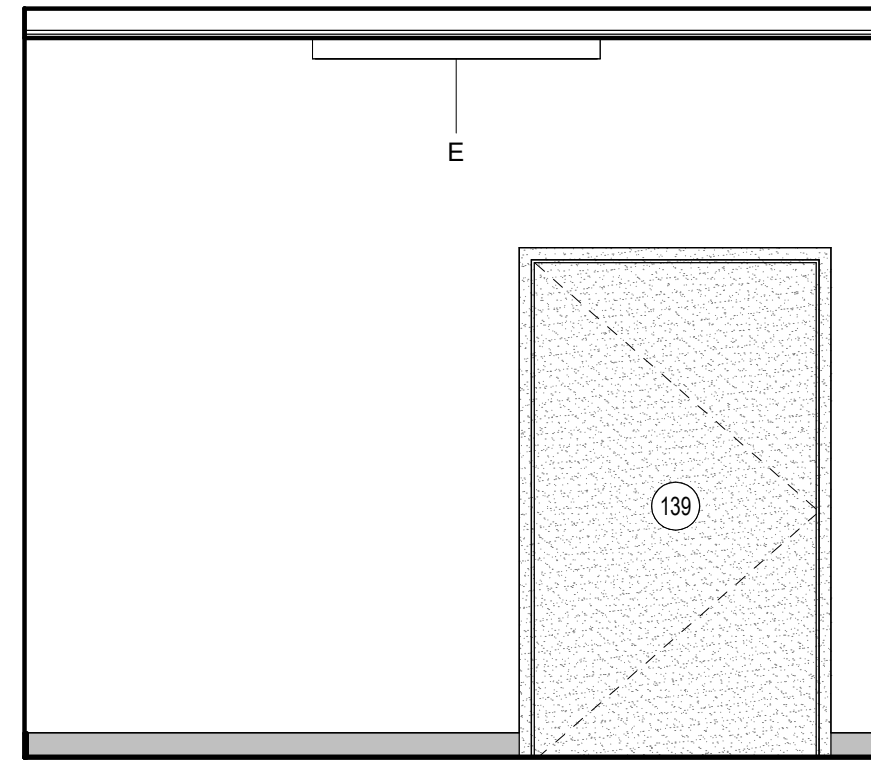
2 SCBA - N. ELEVATION
A4.14 3/8" = 1'-0"



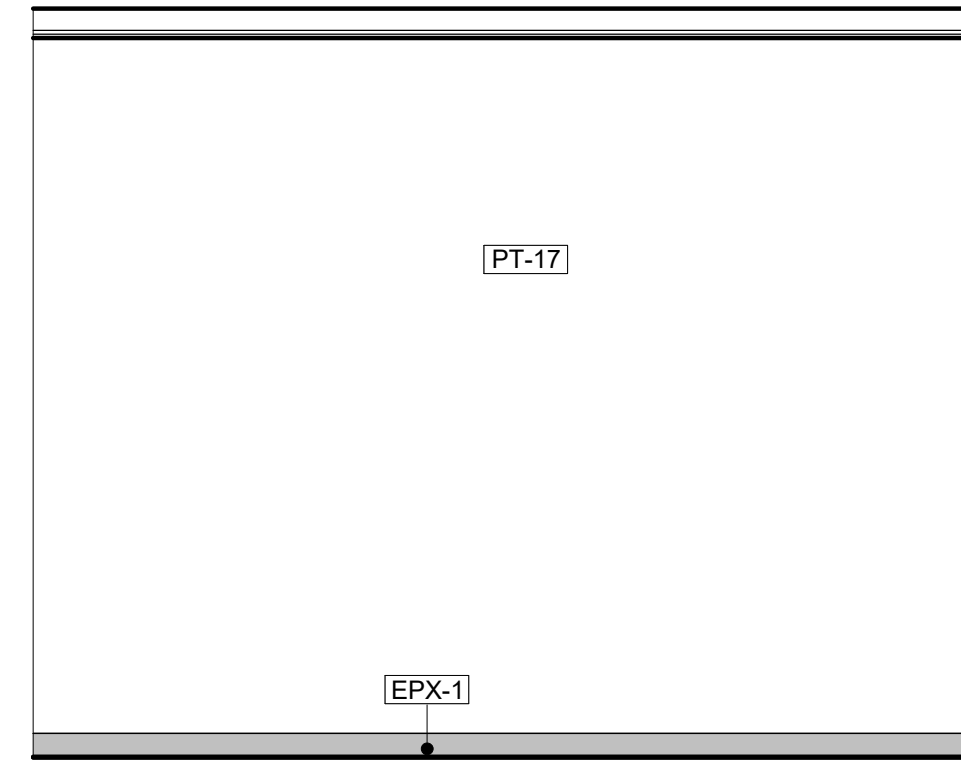
3 SCBA - E. ELEVATION
A4.14 3/8" = 1'-0"



4 SCBA - S. ELEVATION
A4.14 3/8" = 1'-0"




5 SCBA - W. ELEVATION
A4.14 3/8" = 1'-0"



KEYNOTE LEGEND	
#	DESCRIPTION

PLUMBING SCHEDULE	
MARK	DESCRIPTION
P-1	ADA COMPLIANT WATER CLOSET WITH FLUSH VALVE
P-4	VANDAL-RESISTANT, BARRIER-FREE VERSACOOLER II
P-5	ADA COMPLIANT WALL MOUNTED LAVATORY
P-7	MOP SINK
P-8	UTILITY SINK
P-9	WALL HUNG BARRIER FREE LAVATORY WITH COUNTER
P-10	BAR SINK

FINISH SPECIFICATIONS - INTERIOR		
MARK	DESCRIPTION	MANUFACTURER
EPX-1	EPOXY FLOOR FINISH	SIKAFLOOR MORRITEX BROADCAST SYSTEM WITH SF315 WEAR ADDITIVE IN COLOR SILVER-GRAY.
LM-1	PLASTIC LAMINATE	FORMICA LAMINATE, COLOR: DANISH MAPLE
LM-3	PLASTIC LAMINATE	WHITE, MATTE
M-1	TEMPERED CLEAR GLASS MIRRORS	T.B.D.
MB-1	SOLID SURFACE CULTURED MARBLE SHOWER WALLS	INPRO - BIOPRISM SOLID SURFACE IN COLOR: DUSK P9781
PT-13	INT. WALL PAINT FINISH	SHERWIN WILLIAMS - 7004 SNOWBOUND
PT-15	INT. WALL PAINT FINISH	SHERWIN WILLIAMS - 9561 GUILD GREY
PT-16	INT. WALL PAINT FINISH	SHERWIN WILLIAMS - 7582 SALUTE
PT-17	BLOCK FILLER WALL FINISH	SHERWIN WILLIAMS - 1 COAT PREP-RITE INTERIOR EXTERIOR LATEX BLOCK FILLER WITH TWO COATS PROMAR INTERIOR SERIES TOPCOAT. SEE CUTSHEET
RB-1	RUBBER TILE FLOOR FINISH	TARKETT TRIUMPH MULTI-FUNCTIONAL SPORTS RUBBER TILE AND 12" BASE IN LD7 LUNAR EXPLORER (9.53 MM).
TL-1	WALL TILE	FIRECLAY TILE, ORIGINAL CERAMIC, RAINY DAY, GLOSS, 6X12
TL-2	ACCENT COLOR WALL TILE	FIRECLAY TILE, NATURAL PRESS, CARMINE, GLOSS, 6X12
TZ-1	TERRAZZO RESIN SYSTEM IN COLOR	TERRAZZO&MARBLE SUPPLY COMPANY TM#22-1998 (12.7 MM).
VT-2	VINYL BASE	TARKETT JOHNSONITE TRADITIONAL VINYL 6" 38 PEWTER CG



CURRIE SOWARDS AGUILA architects

Architecture, Planning, Interiors, & Sustainable Design
AA26001584
185 NE 4TH AVENUE SUITE 101 DELRAY BEACH, FL 33483
T: (561) 276-4951 F: (561) 243-8184 E-MAIL: office@csa-architects.com

ISSUED FOR :

FLEX SUB
DRC
SPA
BIDS
PERMIT
CONSTRUCTION

SEAL



JESS M. SOWARDS
AR0013205

PROJECT TITLE

PBCFR - FIRE STATION 24

2700 WESTGATE AVE., WEST PALM BEACH, FL. 33409

REVISIONS

NUM.	DESCRIPTION	DATE
------	-------------	------

ISSUE FOR PERMIT

THESE DRAWINGS ARE PREPARED PER ESTABLISHED INDUSTRY STANDARDS AND REPRESENT THE ARCHITECT AND ENGINEERS DESIGN CONCEPT. THEY ARE NOT INTENDED TO PROVIDE EVERY DETAIL OR CONDITION REQUIRED TO CONSTRUCT THE BUILDING. THE CONTRACTOR THROUGH SUBMITTALS AND OTHER COORDINATION EFFORTS IS FULLY RESPONSIBLE FOR PROVIDING A COMPLETE AND OPERATIONAL BUILDING WHETHER INDICATED ON THE PLANS OR NOT.

DRAWING TITLE

ENLARGED TOOLS AND SCBA

DATE: | DRAWN BY: CP

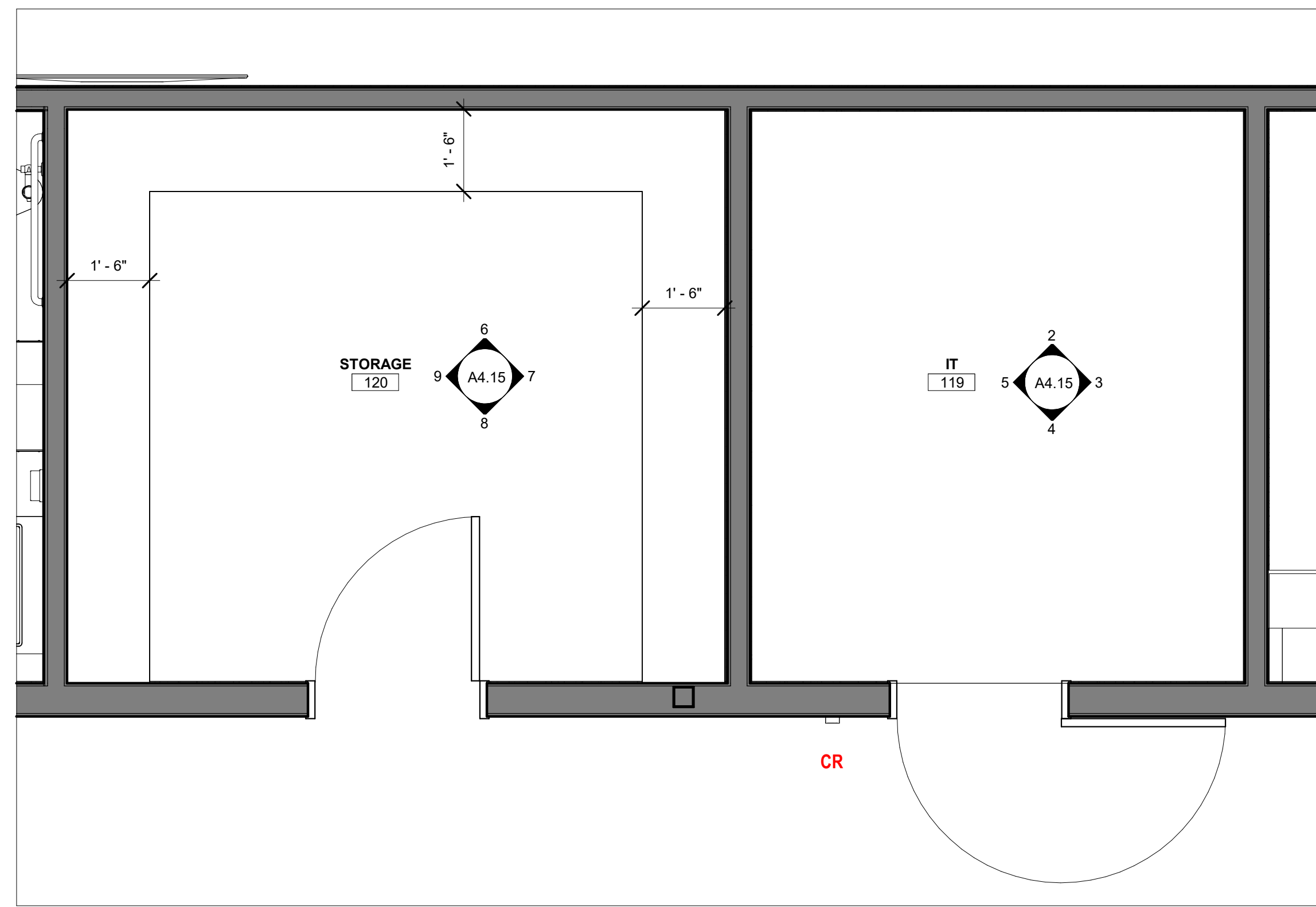
JOB NUMBER: 230103

DRAWING NUMBER


A4.14

03.07.25

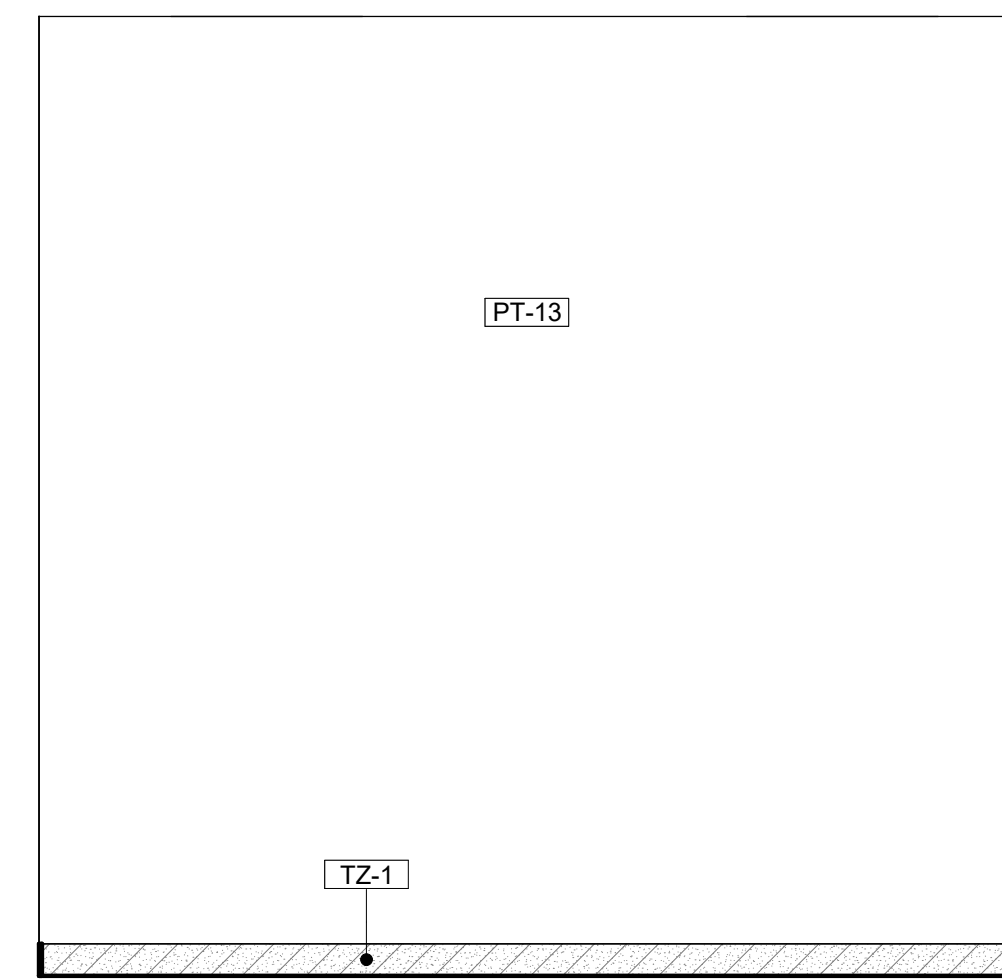
THIS DOCUMENT IS THE PROPERTY OF CURRIE SOWARDS AGUILA ARCHITECTS INC. ALL RIGHTS ARE RESERVED. ANY POSSESSION, REPRODUCTION OR OTHER USE OF THIS DOCUMENT, WITHOUT THE WRITTEN CONSENT OF CURRIE SOWARDS AGUILA ARCHITECTS INC., IS PROHIBITED. 3/7/2025 2:50:57 PM



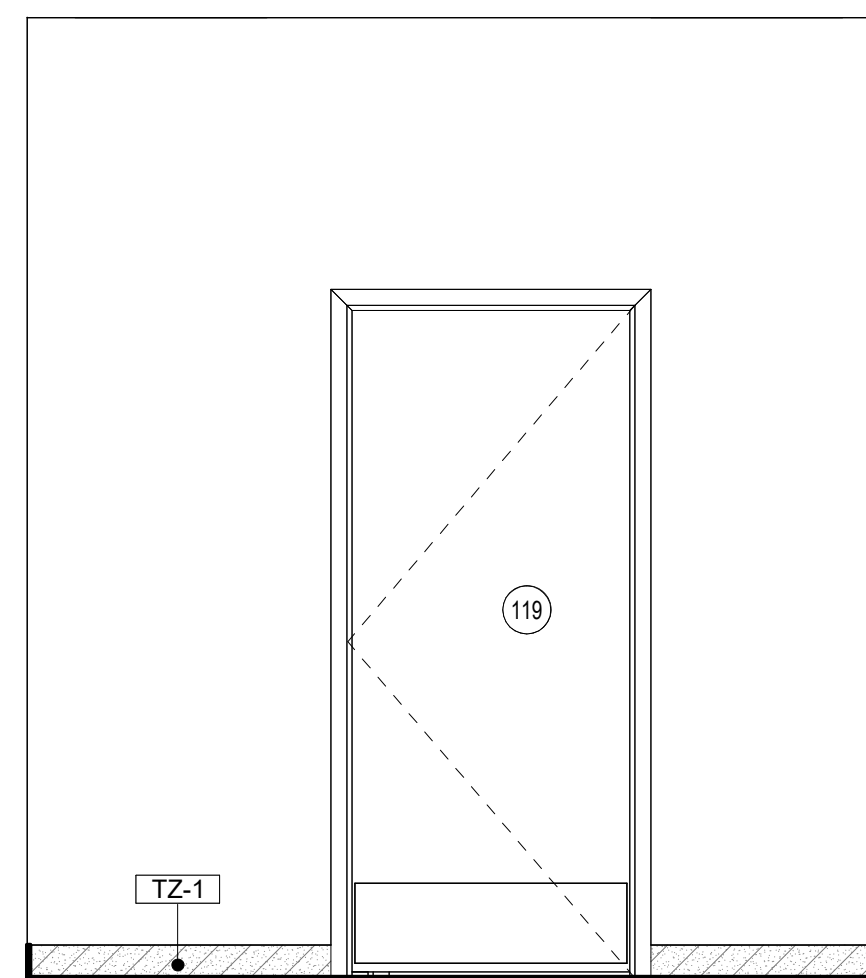
1 ENLARGED STORAGE AND IT
A4.15 1/2" = 1'-0"



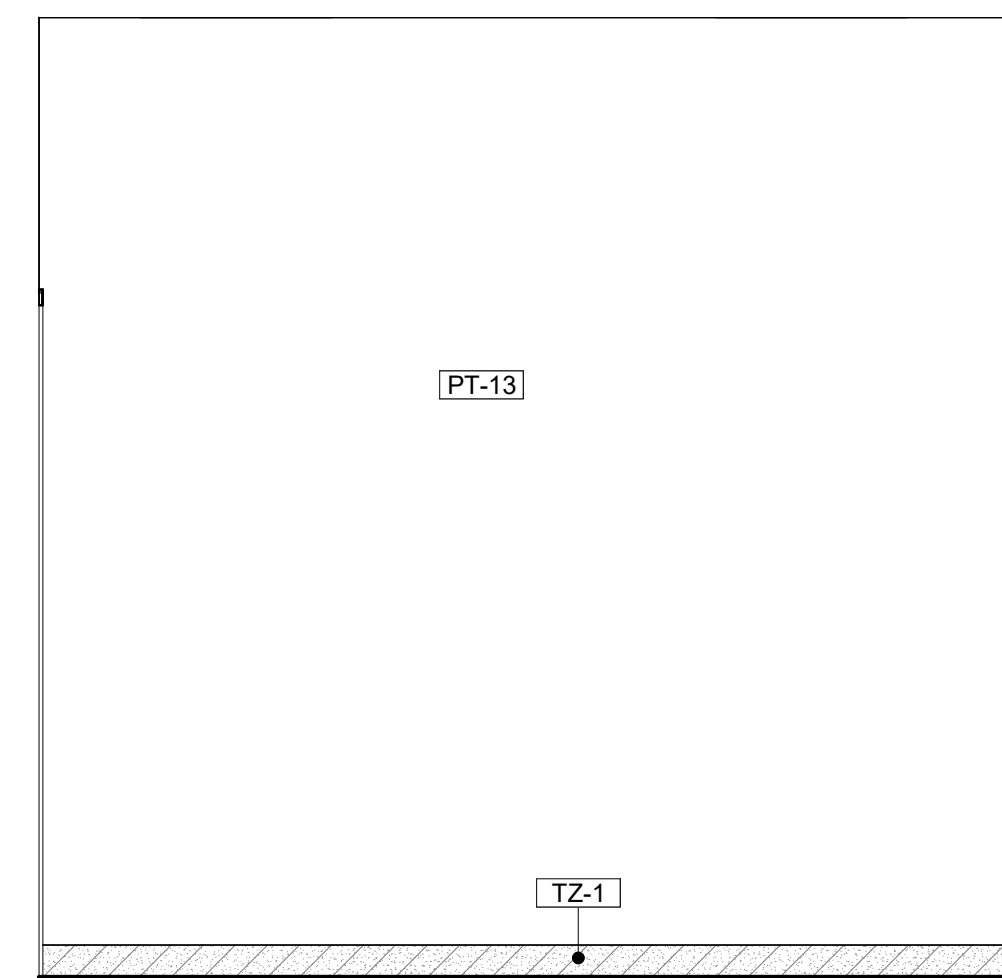
2 IT - N. ELEVATION
A4.15 1/2" = 1'-0"



3 IT - E. ELEVATION
A4.15 1/2" = 1'-0"



4 IT - S. ELEVATION
A4.15 1/2" = 1'-0"



5 IT - W. ELEVATION
A4.15 1/2" = 1'-0"

KEYNOTE LEGEND	
#	DESCRIPTION
06 22 13	WOOD LAMINATE SHELVES (WHITE LAMINATE)

PLUMBING SCHEDULE	
MARK	DESCRIPTION
P-1	ADA COMPLIANT WATER CLOSET WITH FLUSH VALVE
P-4	VANDAL-RESISTANT, BARRIER-FREE VERSACOOLER II
P-5	ADA COMPLIANT WALL MOUNTED LAVATORY
P-7	MOP SINK
P-8	UTILITY SINK
P-9	WALL HUNG BARRIER FREE LAVATORY WITH COUNTER
P-10	BAR SINK

FINISH SPECIFICATIONS - INTERIOR		
MARK	DESCRIPTION	MANUFACTURER
	WHITE WOOD LAMINATE	
LM-1	PLASTIC LAMINATE	FORMICA LAMINATE, COLOR: DANISH MAPLE
LM-3	PLASTIC LAMINATE	WHITE, MATTE
MB-1	SOLID SURFACE CULTURED MARBLE SHOWER WALLS	INPRO - BIOPRISM SOLID SURFACE IN COLOR: DUSK P9781
PT-13	INT. WALL PAINT FINISH	SHERWIN WILLIAMS - 7004 SNOWBOUND
PT-14	INT. WALL PAINT FINISH	SHERWIN WILLIAMS - 6243 DISTANCE
PT-15	INT. WALL PAINT FINISH	SHERWIN WILLIAMS - 9561 GUILD GREY
RB-1	RUBBER TILE FLOOR FINISH	TARKETT TRIUMPH MULTI-FUNCTIONAL SPORTS RUBBER TILE AND 12" BASE IN LD7 LUNAR EXPLORER (9.53 MM).
SS-1	QUARTZ SOLID SURFACE	CAMBRIA, COLLECTION: SMITHFIELD
TL-1	WALL TILE	FIRECLAY TILE, ORIGINAL CERAMIC, RAINY DAY, GLOSS, 6X12
TL-2	ACCENT COLOR WALL TILE	FIRECLAY TILE, NATURAL PRESS, CARMINE, GLOSS, 6X12
TZ-1	TERRAZZO RESIN SYSTEM IN COLOR TM#22-1998 (12.7 MM)	TERRAZZO&MARBLE SUPPLY COMPANY
VT-1	VINYL FLOOR	VINYL FLOOR - TARKETT IQ GRAINT SAFE-T 3052 697 YOGA CG
VT-2	VINYL BASE	TARKETT JOHNSONITE TRADITIONAL VINYL 6" 38 PEWTER CG



CURRIE SOWARDS AGUILA architects
Architecture, Planning, Interiors, & Sustainable Design

AA26001584
185 NE 4TH AVENUE SUITE 101
DELRAY BEACH, FL 33483
T: (561) 276-4951 F: (561) 243-8184
E-MAIL: office@csa-architects.com

ISSUED FOR :

FLEX SUB
DRC
SPA
BIDS
PERMIT
CONSTRUCTION

SEAL



JESS M. SOWARDS
AR0013205

PROJECT TITLE

PBCFR - FIRE STATION 24

2700 WESTGATE AVE.,
WEST PALM BEACH, FL.
33409

REVISIONS

NUM.	DESCRIPTION	DATE
------	-------------	------

ISSUE FOR PERMIT

THESE DRAWINGS ARE PREPARED PER ESTABLISHED INDUSTRY STANDARDS AND REPRESENT THE ARCHITECT AND ENGINEERS DESIGN CONCEPT. THEY ARE NOT INTENDED TO PROVIDE EVERY DETAIL OR CONDITION REQUIRED TO CONSTRUCT THE BUILDING. THE CONTRACTOR THROUGH SUBMITTALS AND OTHER COORDINATION EFFORTS IS FULLY RESPONSIBLE FOR PROVIDING A COMPLETE AND OPERATIONAL BUILDING WHETHER INDICATED ON THE PLANS OR NOT.

DRAWING TITLE

ENLARGED STORAGE AND IT

DATE

DRAWN BY

CP

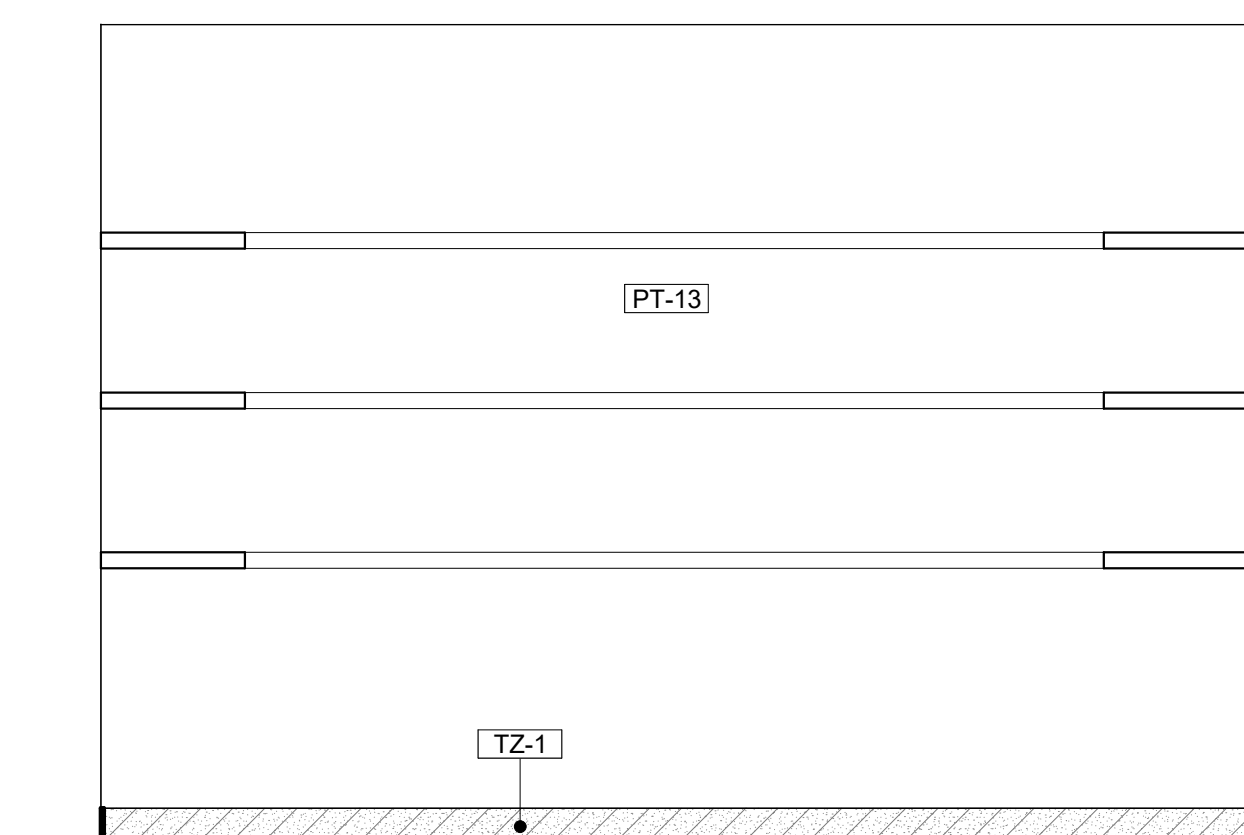
JOB NUMBER

230103

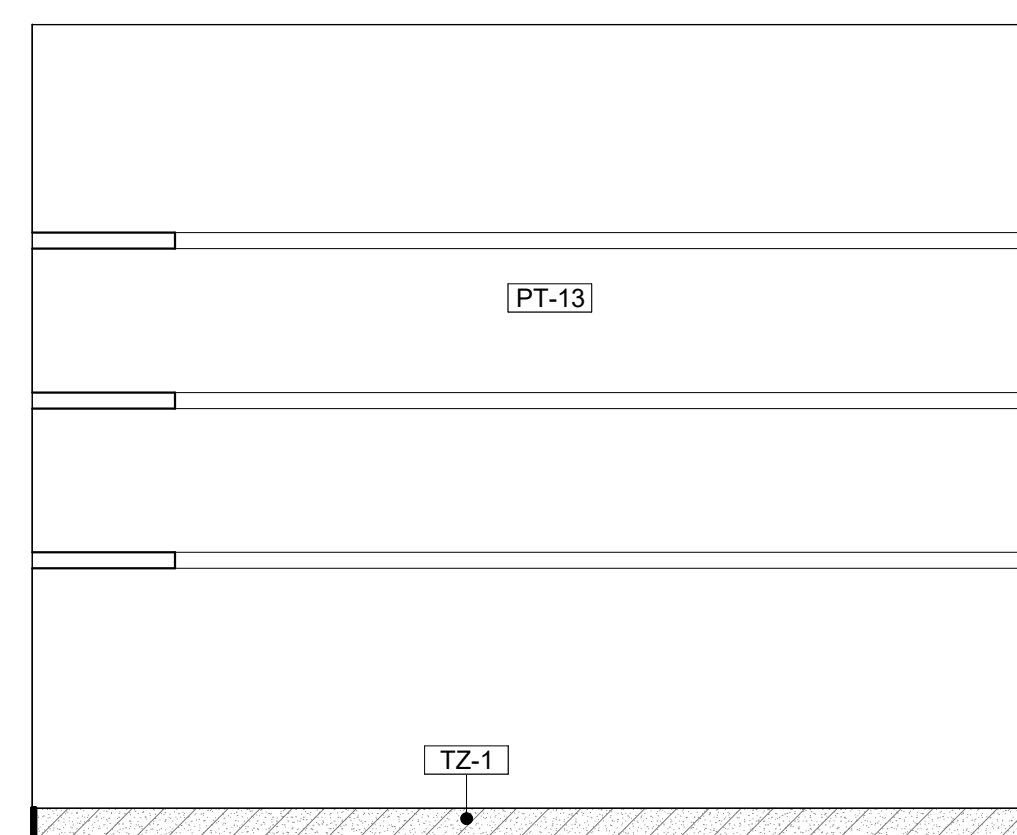
DRAWING NUMBER

A4.15

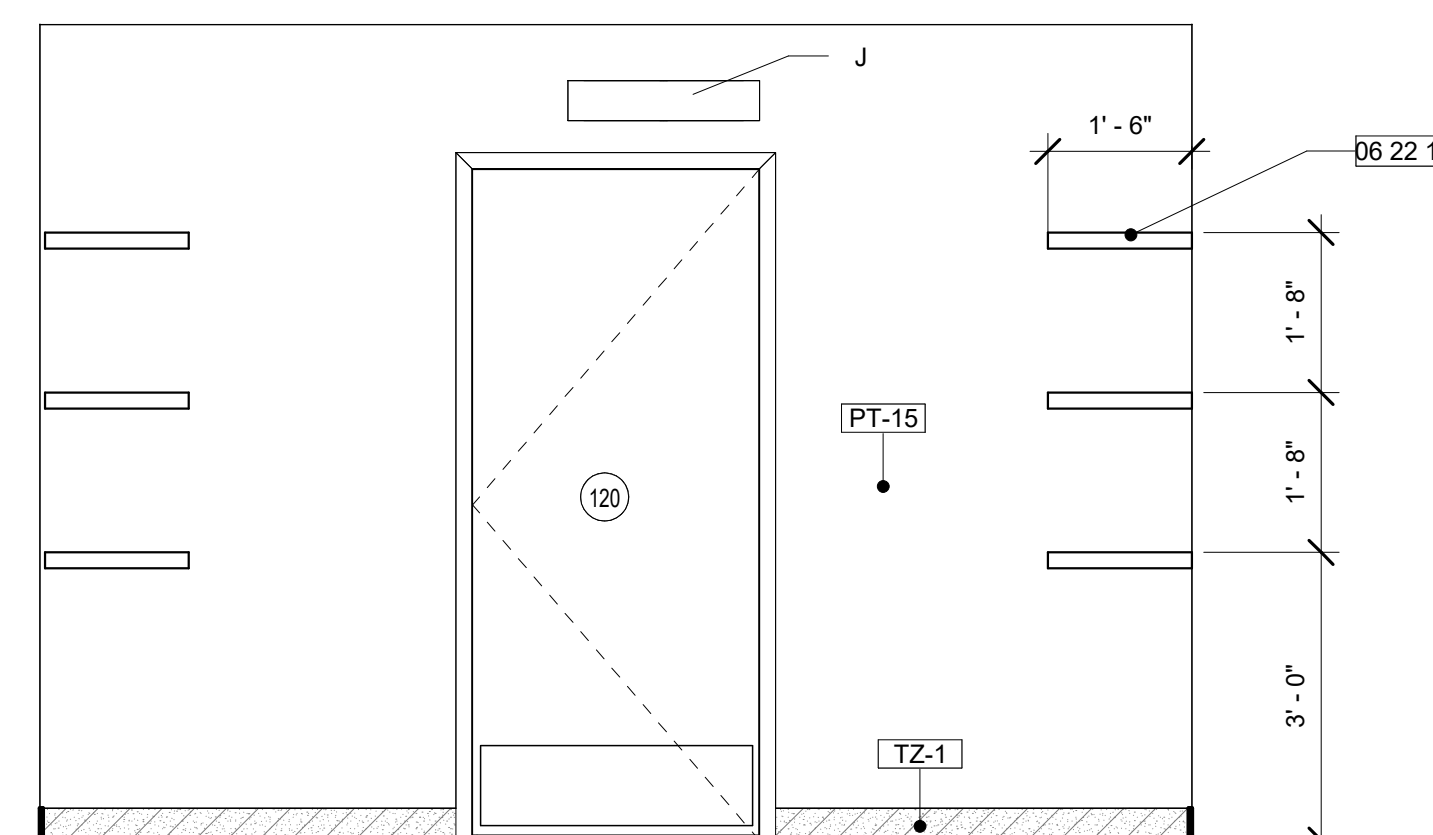
03.07.25



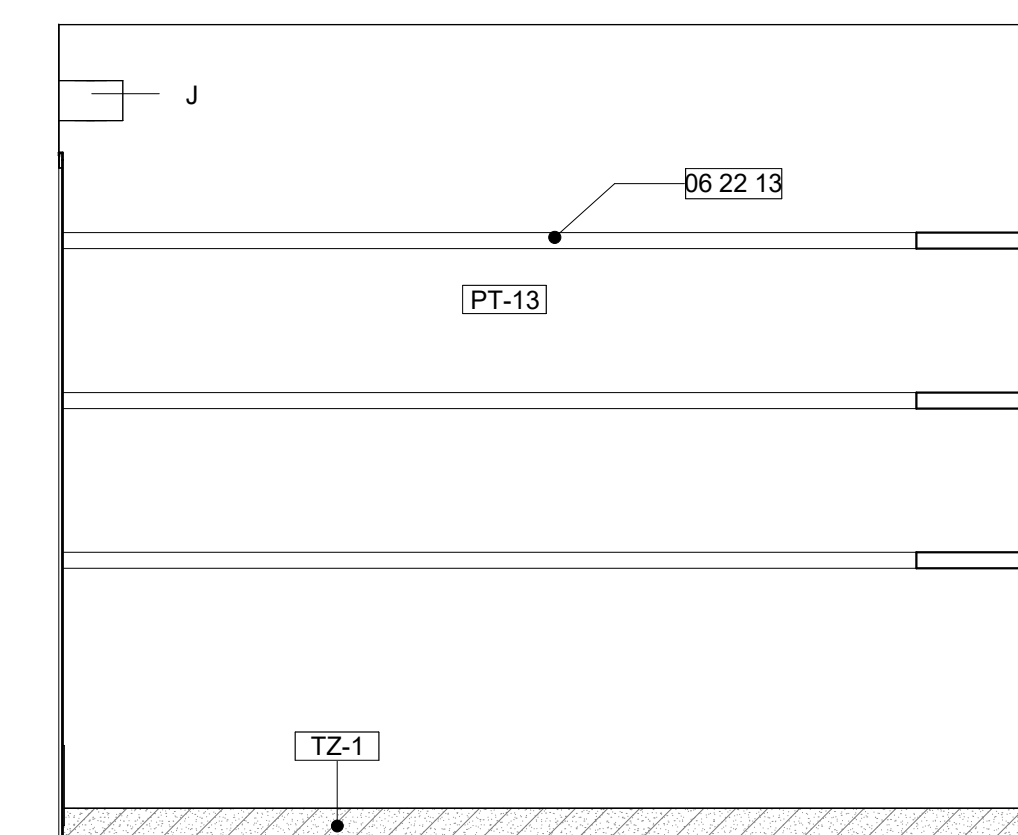
6 STORAGE - N. ELEVATION
A4.15 1/2" = 1'-0"



7 STORAGE - E. ELEVATION
A4.15 1/2" = 1'-0"

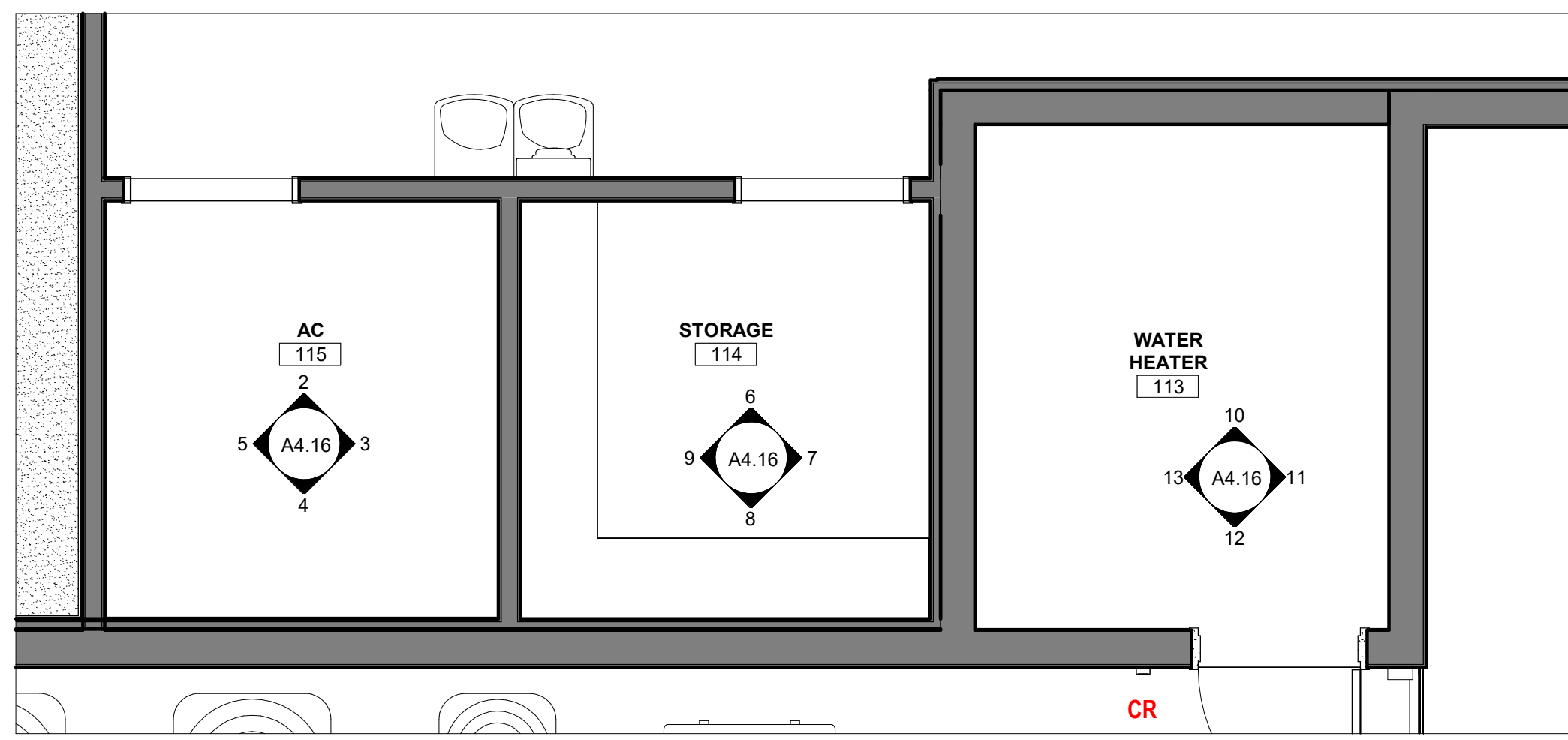


8 STORAGE - S. ELEVATION
A4.15 1/2" = 1'-0"

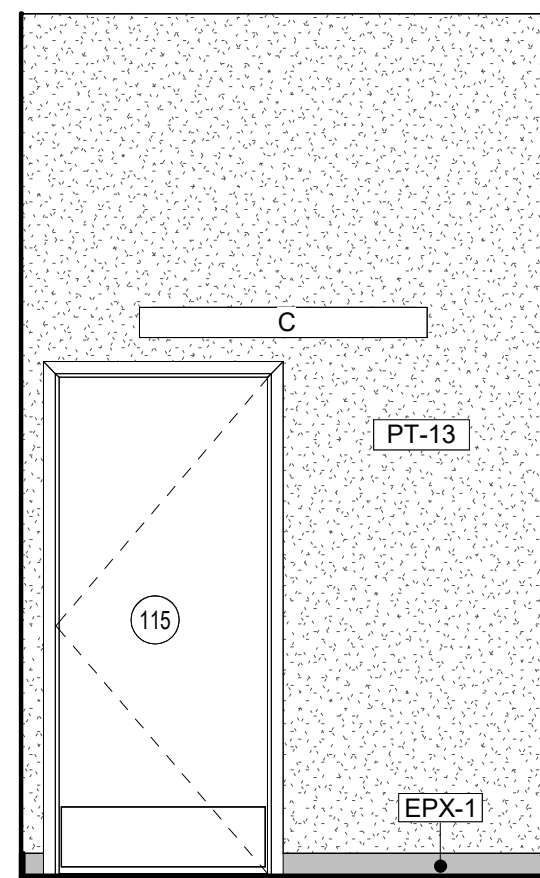


9 STORAGE - W. ELEVATION
A4.15 1/2" = 1'-0"

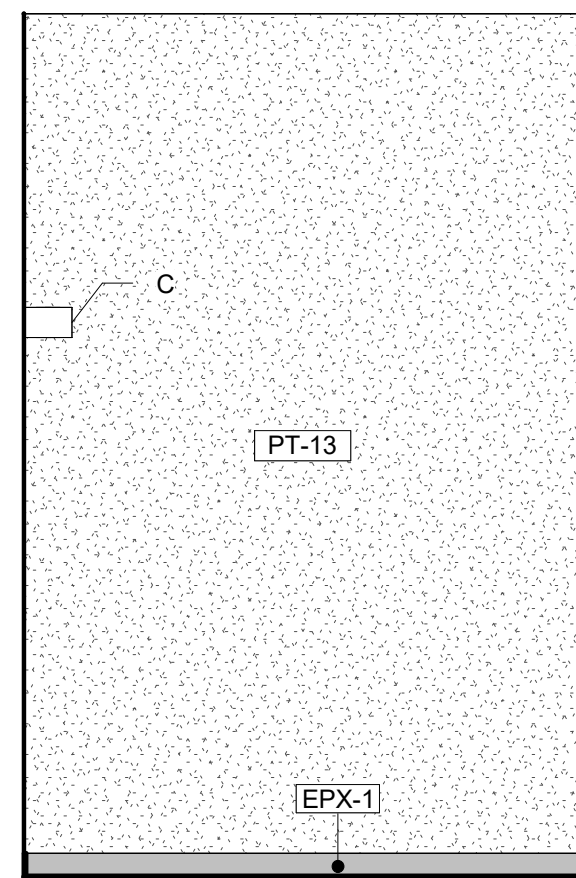
THIS DOCUMENT IS THE PROPERTY OF CURRIE SOWARDS AGUILA ARCHITECTS INC. ALL RIGHTS ARE RESERVED. ANY POSSESSION, REPRODUCTION OR OTHER USE OF THIS DOCUMENT, WITHOUT THE WRITTEN CONSENT OF CURRIE SOWARDS AGUILA ARCHITECTS INC., IS PROHIBITED. 3/7/2025 2:51:02 PM




1 ENLARGED AC, STORAGE AND WATER HEATER
A4.16 3/8" = 1'-0"



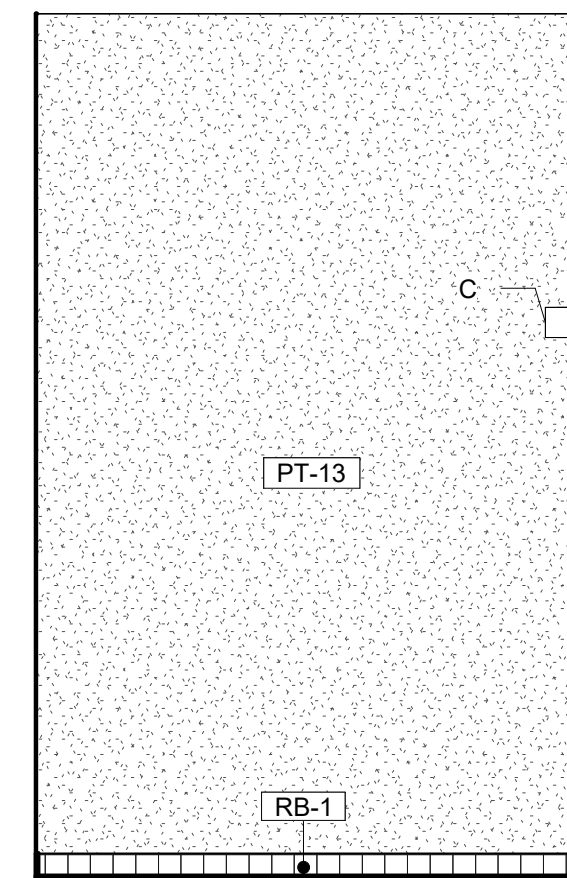
2 AC - N. ELEVATION
A4.16 3/8" = 1'-0"



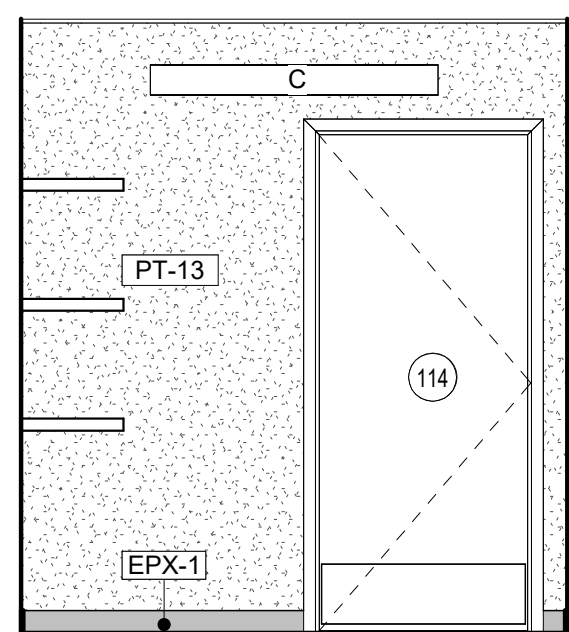
3 AC - E. ELEVATION
A4.16 3/8" = 1'-0"



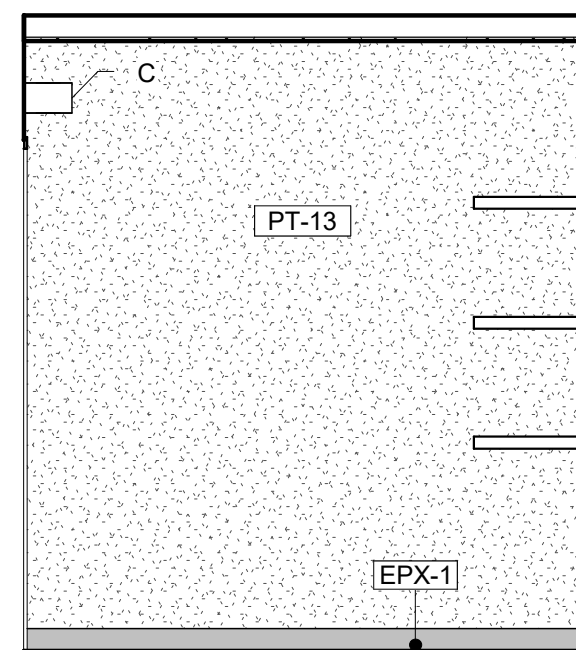
4 AC - S. ELEVATION
A4.16 3/8" = 1'-0"



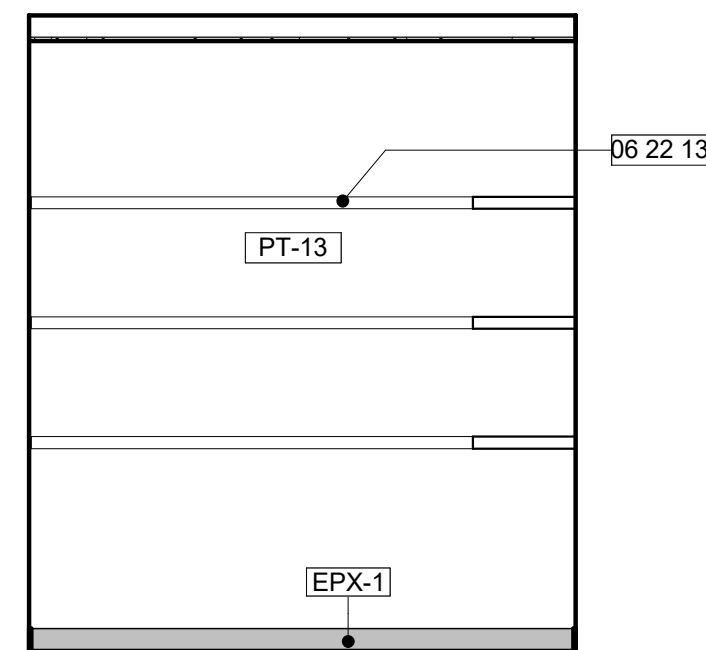
5 AC - W. ELEVATION
A4.16 3/8" = 1'-0"



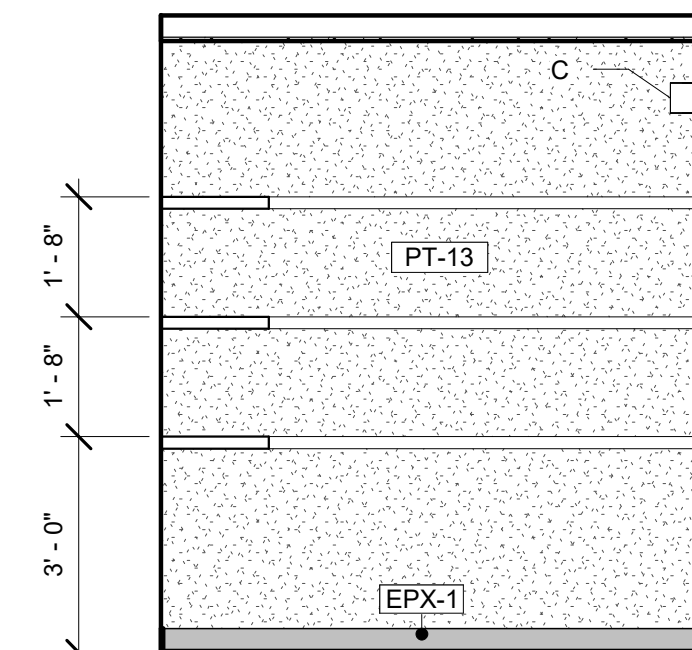
6 STORAGE 114 - N. ELEVATION
A4.16 3/8" = 1'-0"



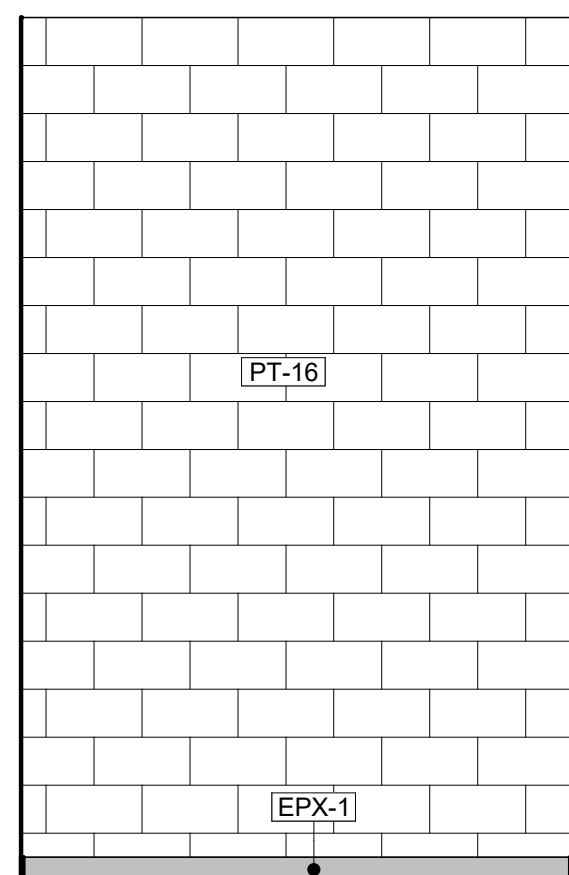
7 STORAGE 114 - E. ELEVATION
A4.16 3/8" = 1'-0"



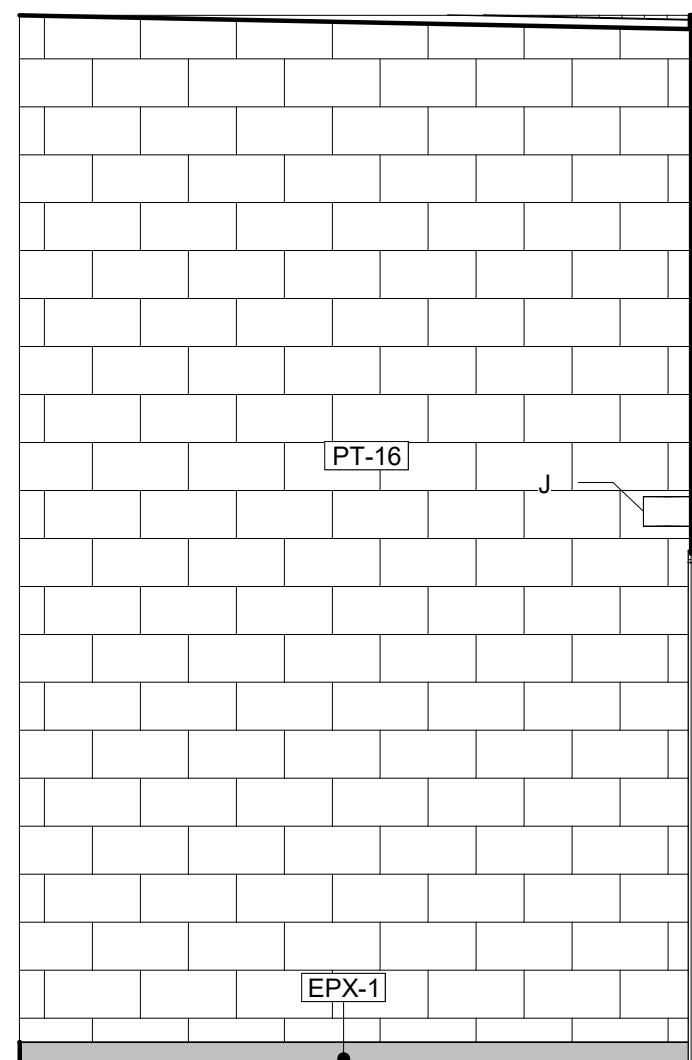
8 STORAGE 114 - S. ELEVATION
A4.16 3/8" = 1'-0"



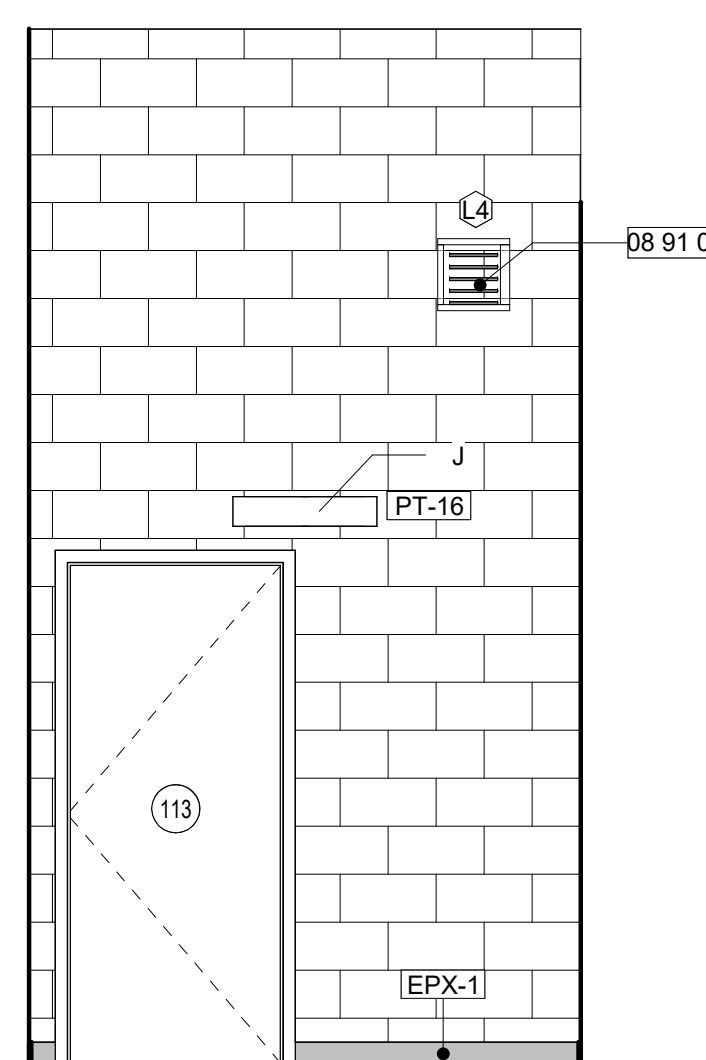
9 STORAGE 114 - W. ELEVATION
A4.16 3/8" = 1'-0"




10 WATER HEATER - N. ELEVATION
A4.16 3/8" = 1'-0"



11 WATER HEATER - E. ELEVATION
A4.16 3/8" = 1'-0"



12 WATER HEATER - S. ELEVATION
A4.16 3/8" = 1'-0"




13 WATER HEATER - W. ELEVATION
A4.16 3/8" = 1'-0"

KEYNOTE LEGEND	
#	DESCRIPTION
06 22 13	WOOD LAMINATE SHELVES (WHITE LAMINATE)
08 91 01	FIXED ALUMINUM LOUVER. SEE MECHANICAL PLANS FOR SIZES.

PLUMBING SCHEDULE	
MARK	DESCRIPTION
P-1	ADA COMPLIANT WATER CLOSET WITH FLUSH VALVE
P-4	VANDAL-RESISTANT, BARRIER-FREE VERSACOOLER II
P-5	ADA COMPLIANT WALL MOUNTED LAVATORY
P-7	MOP SINK
P-8	UTILITY SINK
P-9	WALL HUNG BARRIER FREE LAVATORY WITH COUNTER
P-10	BAR SINK

FINISH SPECIFICATIONS - INTERIOR		
MARK	DESCRIPTION	MANUFACTURER
	WHITE WOOD LAMINATE	
EPX-1	EPOXY FLOOR FINISH	SIKAFLOOR MORRITEX BROADCAST SYSTEM WITH SF315 WEAR ADDITIVE IN COLOR SILVER-GRAY.
M-1	TEMPERED CLEAR GLASS MIRRORS	T.B.D.
MB-1	SOLID SURFACE CULTURED MARBLE SHOWER WALLS	INPRO - BIOPRISM SOLID SURFACE IN COLOR: DUSK P9781
PT-13	INT. WALL PAINT FINISH	SHERWIN WILLIAMS - 7004 SNOWBOUND
RB-1	RUBBER TILE FLOOR FINISH	TARKETT TRIUMPH MULTI-FUNCTIONAL SPORTS RUBBER TILE AND 12" BASE IN LD7 LUNAR EXPLORER (9.53 MM).
TL-1	WALL TILE	FIRECLAY TILE, ORIGINAL CERAMIC, RAINY DAY, GLOSS, 6X12
TZ-1	TERROXY RESIN SYSTEM IN COLOR TMA22-1998 (12.7 MM)	TERRAZZO&MARBLE SUPPLY COMPANY
VT-2	VINYL BASE	TARKETT JOHNSONITE TRADITIONAL VINYL 6" 38 PEWTER CG



CURRIE SOWARDS AGUILA architects

Architecture, Planning, Interiors, & Sustainable Design
AA26001584
185 NE 4TH AVENUE SUITE 101
DELRAY BEACH, FL 33483
T: (561) 276-4951 F: (561) 243-8184
E-MAIL: office@csa-architects.com

ISSUED FOR :

FLEX SUB

DRG

SPA

BIDS

PERMIT

CONSTRUCTION

SEAL



JESS M. SOWARDS
AR0013205

PROJECT TITLE

PBCFR - FIRE STATION 24

2700 WESTGATE AVE.,
WEST PALM BEACH, FL.
33409

REVISIONS

NUM.	DESCRIPTION	DATE
------	-------------	------

THESE DRAWINGS ARE PREPARED PER ESTABLISHED INDUSTRY STANDARDS AND REPRESENT THE ARCHITECT AND ENGINEERS DESIGN CONCEPT. THEY ARE NOT INTENDED TO PROVIDE EVERY DETAIL OR CONDITION REQUIRED TO CONSTRUCT THE BUILDING. THE CONTRACTOR THROUGH SUBMITTALS AND OTHER COORDINATION EFFORTS IS FULLY RESPONSIBLE FOR PROVIDING A COMPLETE AND OPERATIONAL BUILDING WHETHER INDICATED ON THE PLANS OR NOT.

DRAWING TITLE

ENLARGED AC, STORAGE AND WATER HEATER

DATE: | DRAWN BY: CP

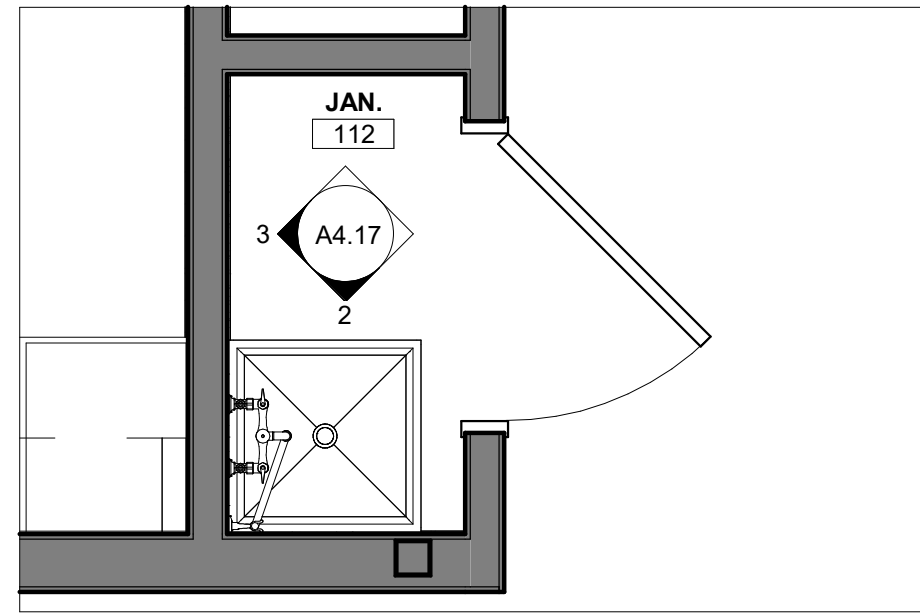
JOB NUMBER: 230103

DRAWING NUMBER

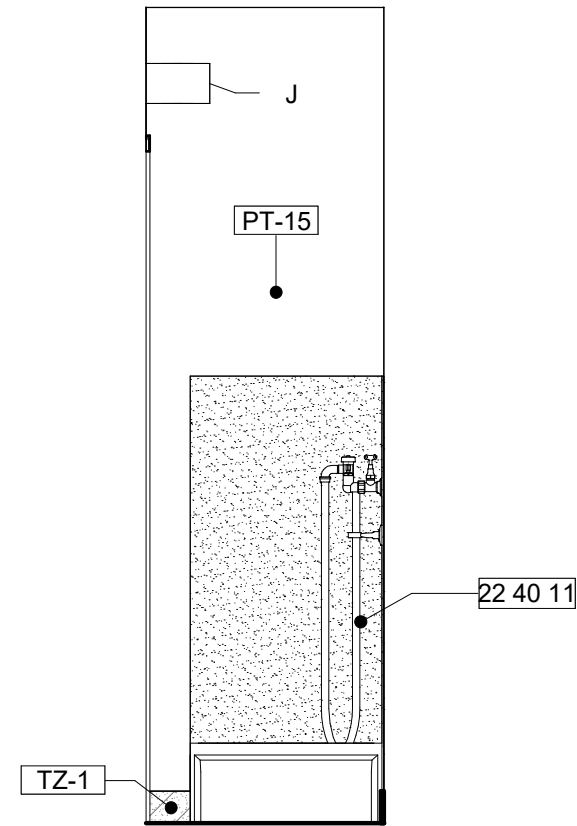
A4.16

03.07.25 ISSUE FOR PERMIT

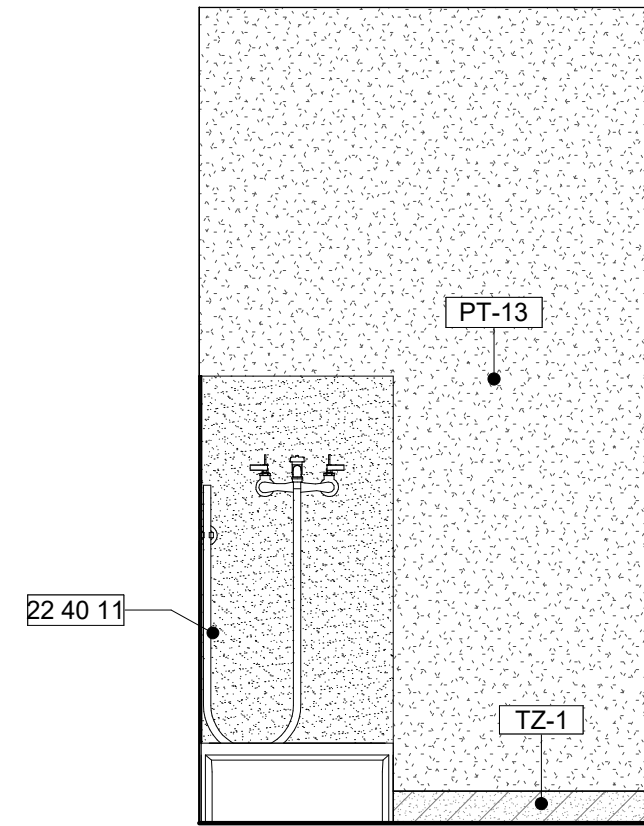
THIS DOCUMENT IS THE PROPERTY OF CURRIE SOWARDS AGUILA ARCHITECTS INC. ALL RIGHTS ARE RESERVED. ANY POSSESSION, REPRODUCTION OR OTHER USE OF THIS DOCUMENT, WITHOUT THE WRITTEN CONSENT OF CURRIE SOWARDS AGUILA ARCHITECTS INC., IS PROHIBITED. 3/7/2025 2:51:05 PM



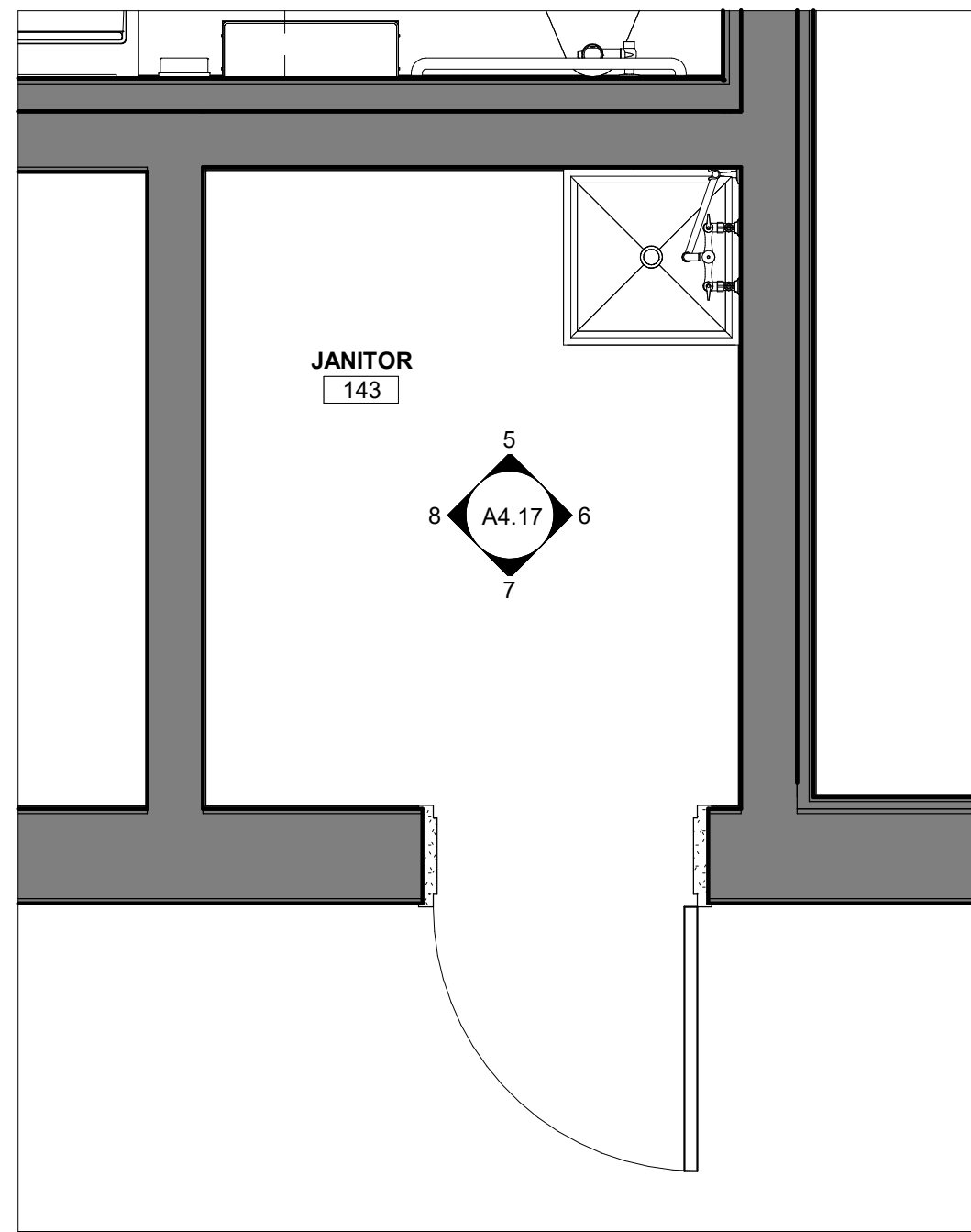
1 ENLARGED JANITOR 112
A4.17 1/2" = 1'-0"



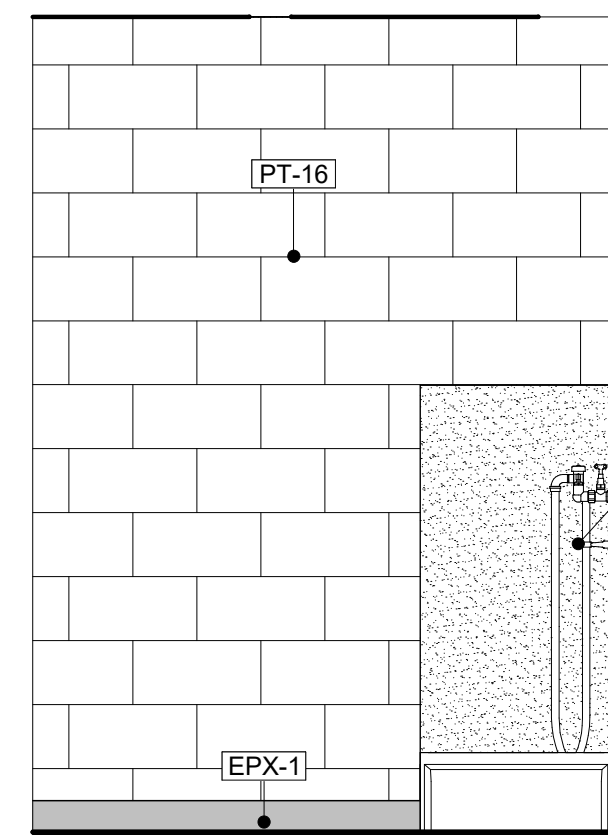
2 JANITOR 112 - S. ELEVATION
A4.17 1/2" = 1'-0"



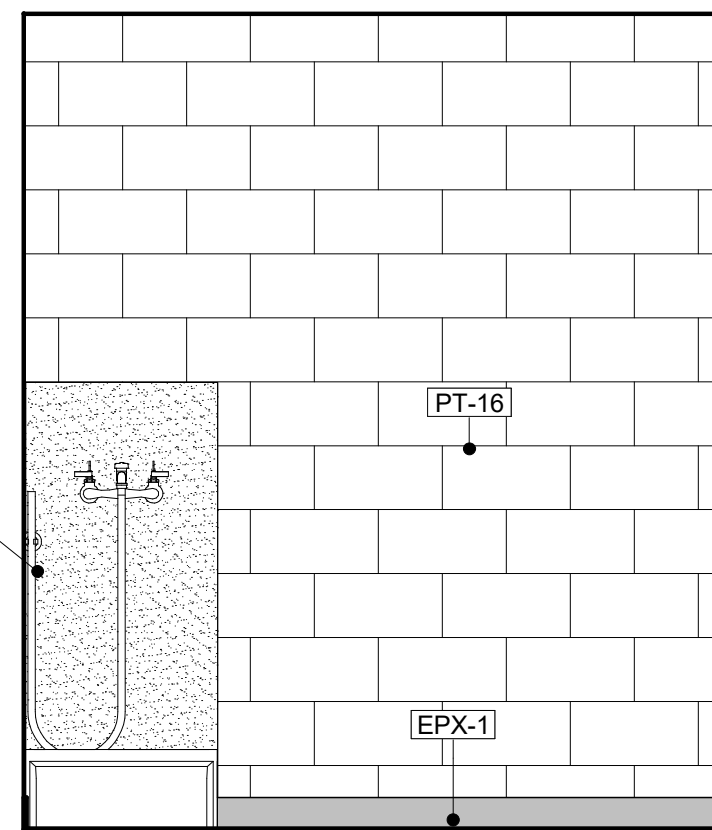
3 JANITOR 112 - W. ELEVATION
A4.17 1/2" = 1'-0"



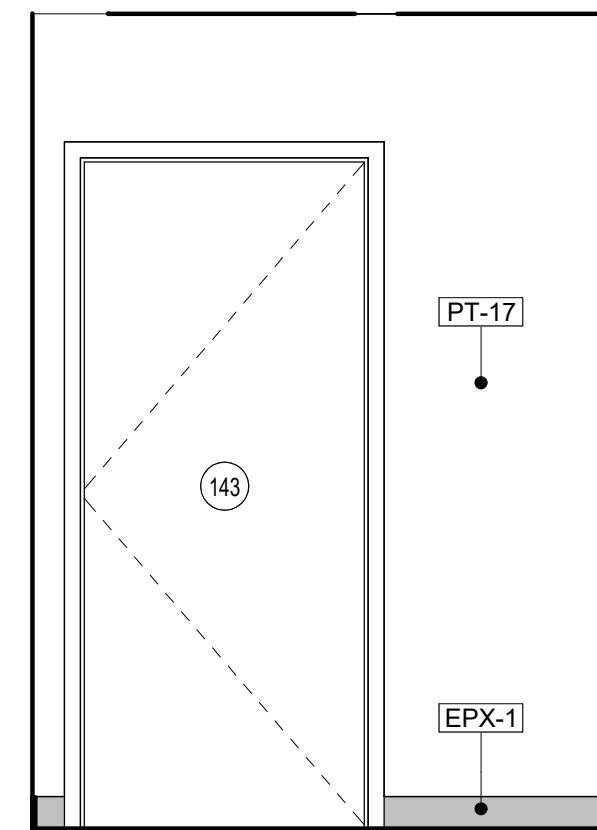
4 ENLARGED JANATOR 143
A4.17 1/2" = 1'-0"



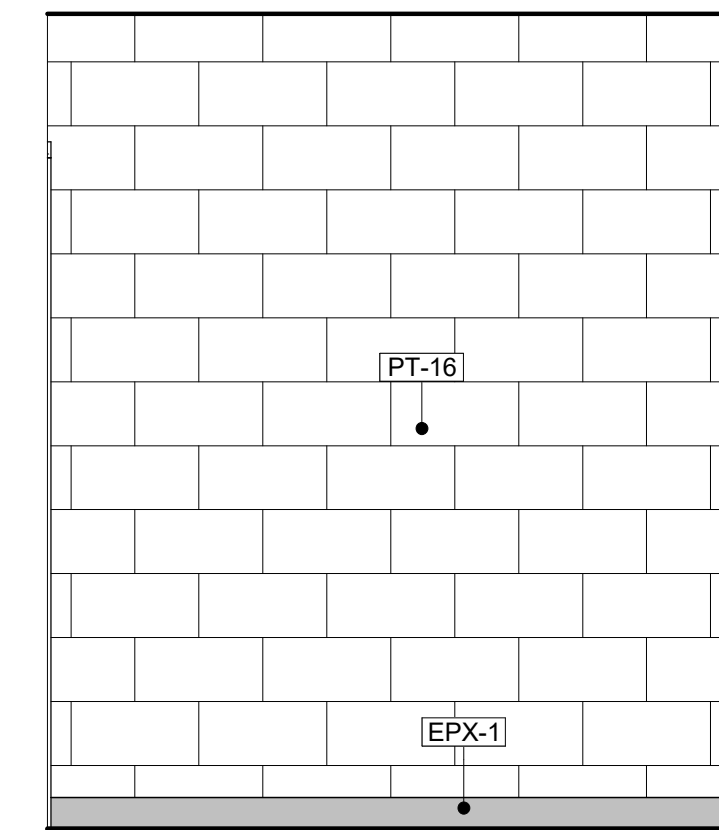
5 JANITOR 143 - N. ELEVATION
A4.17 1/2" = 1'-0"



6 JANITOR 143 - E. ELEVATION
A4.17 1/2" = 1'-0"



7 JANITOR 143 - S. ELEVATION
A4.17 1/2" = 1'-0"



8 JANITOR 143 - W. ELEVATION
A4.17 1/2" = 1'-0"

KEYNOTE LEGEND	
#	DESCRIPTION
22 40 11	MOP SINK. SEE PLUMBING PLANS

PLUMBING SCHEDULE	
MARK	DESCRIPTION
P-1	ADA COMPLIANT WATER CLOSET WITH FLUSH VALVE
P-4	VANDAL-RESISTANT, BARRIER-FREE VERSACOOLER II
P-5	ADA COMPLIANT WALL MOUNTED LAVATORY
P-7	MOP SINK
P-8	UTILITY SINK
P-9	WALL HUNG BARRIER FREE LAVATORY WITH COUNTER
P-10	BAR SINK

FINISH SPECIFICATIONS - INTERIOR		
MARK	DESCRIPTION	MANUFACTURER
EPX-1	EPOXY FLOOR FINISH	SIKAFLOOR MORRITEX BROADCAST SYSTEM WITH SF315 WEAR ADDITIVE IN COLOR SILVER-GRAY.
LM-1	PLASTIC LAMINATE	FORMICA LAMINATE. COLOR: DANISH MAPLE
LM-3	PLASTIC LAMINATE	WHITE, MATTE
M-1	TEMPERED CLEAR GLASS MIRRORS	T.B.D.
MB-1	SOLID SURFACE CULTURED MARBLE SHOWER WALLS	INPRO - BIOPRISM SOLID SURFACE IN COLOR: DUSK P9781
PT-13	INT. WALL PAINT FINISH	SHERWIN WILLIAMS - 7004 SNOWBOUND
PT-14	INT. WALL PAINT FINISH	SHERWIN WILLIAMS - 6243 DISTANCE
PT-15	INT. WALL PAINT FINISH	SHERWIN WILLIAMS - 9561 GUILD GREY
PT-17	BLOCK FILLER WALL FINISH	SHERWIN WILLIAMS - 1 COAT PREP-RITE INTERIOR EXTERIOR. LATEX BLOCK FILLER WITH TWO COATS PROMAR INTERIOR SERIES TOPCOAT. SEE CUTSHEET
RB-1	RUBBER TILE FLOOR FINISH	TARKETT TRIUMPH MULTI-FUNCTIONAL SPORTS RUBBER TILE AND 12" BASE IN LD7 LUNAR EXPLORER (9.53 MM).
SS-1	QUARTZ SOLID SURFACE	CAMBRIA, COLLECTION: SMITHFIELD
TL-1	WALL TILE	FIRECLAY TILE, ORIGINAL CERAMIC, RAINY DAY, GLOSS, 6X12
TL-2	ACCENT COLOR WALL TILE	FIRECLAY TILE, NATURAL PRESS, CARMINE, GLOSS, 6X12
TZ-1	TERRAZZO RESIN SYSTEM IN COLOR TM#22-1998 (12.7 MM).	TERRAZZO&MARBLE SUPPLY COMPANY
VT-2	VINYL BASE	TARKETT JOHNSONITE TRADITIONAL VINYL 6" 38 PEWTER CG



CURRIE SOWARDS AGUILA architects

Architecture, Planning, Interiors, & Sustainable Design
AA26001584
185 NE 4TH AVENUE SUITE 101 DELRAY BEACH, FL 33483
T: (561) 276-4951 F: (561) 243-8184 E-MAIL: office@csa-architects.com

ISSUED FOR :

FLEX SUB

DRC

SPA

BIDS

PERMIT

CONSTRUCTION

SEAL



JESS M. SOWARDS
AR0013205

PROJECT TITLE

PBCFR - FIRE STATION 24

2700 WESTGATE AVE.,
WEST PALM BEACH, FL.
33409

REVISIONS

NUM.	DESCRIPTION	DATE
------	-------------	------

ISSUE FOR PERMIT

THESE DRAWINGS ARE PREPARED PER ESTABLISHED INDUSTRY STANDARDS AND REPRESENT THE ARCHITECT AND ENGINEERS DESIGN CONCEPT. THEY ARE NOT INTENDED TO PROVIDE EVERY DETAIL OR CONDITION REQUIRED TO CONSTRUCT THE BUILDING. THE CONTRACTOR THROUGH SUBMITTALS AND OTHER COORDINATION EFFORTS IS FULLY RESPONSIBLE FOR PROVIDING A COMPLETE AND OPERATIONAL BUILDING WHETHER INDICATED ON THE PLANS OR NOT.

DRAWING TITLE

ENLARGED JANITOR CLOSETS

DATE: | DRAWN BY: CP

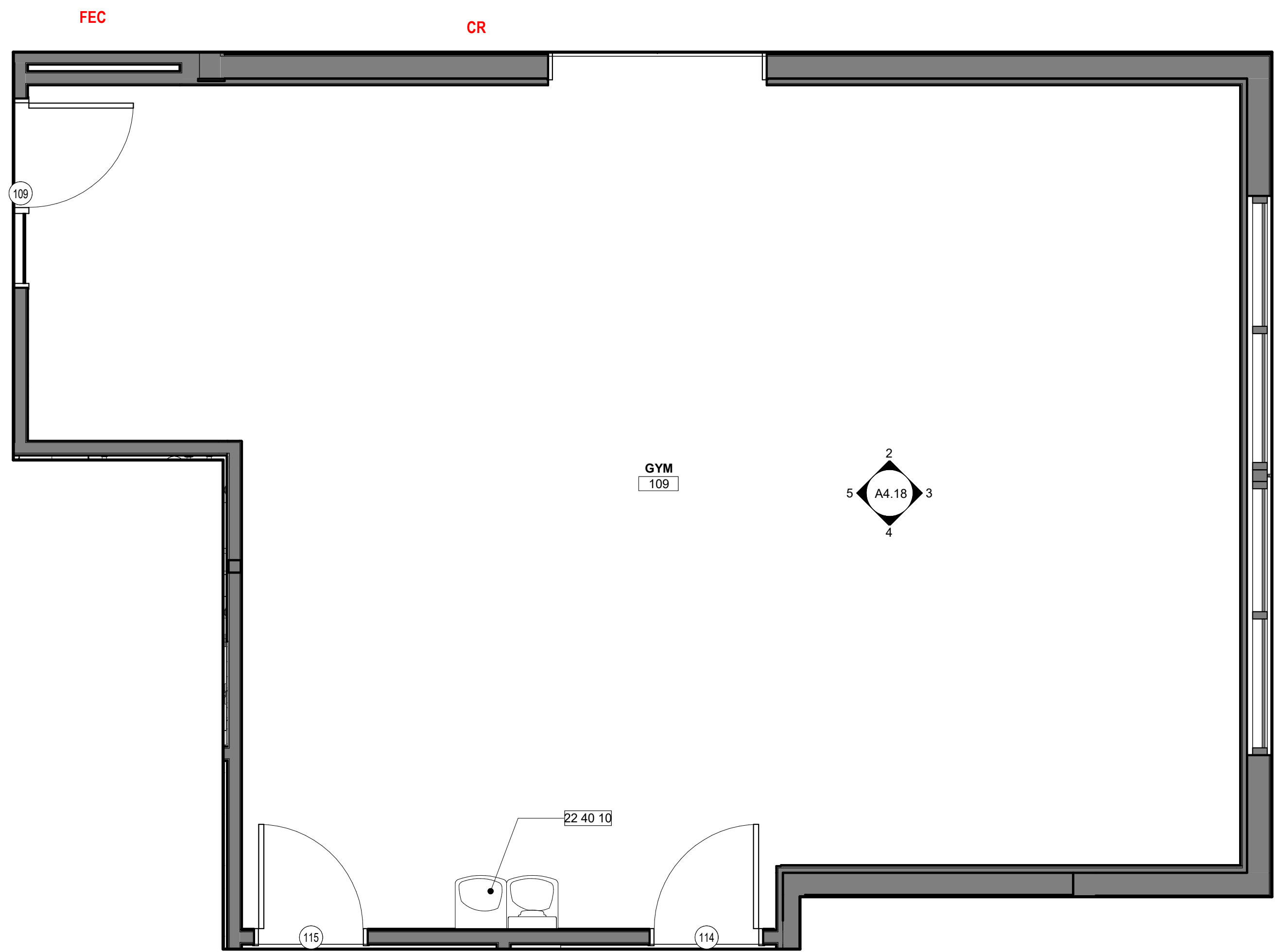
JOB NUMBER: 230103

DRAWING NUMBER

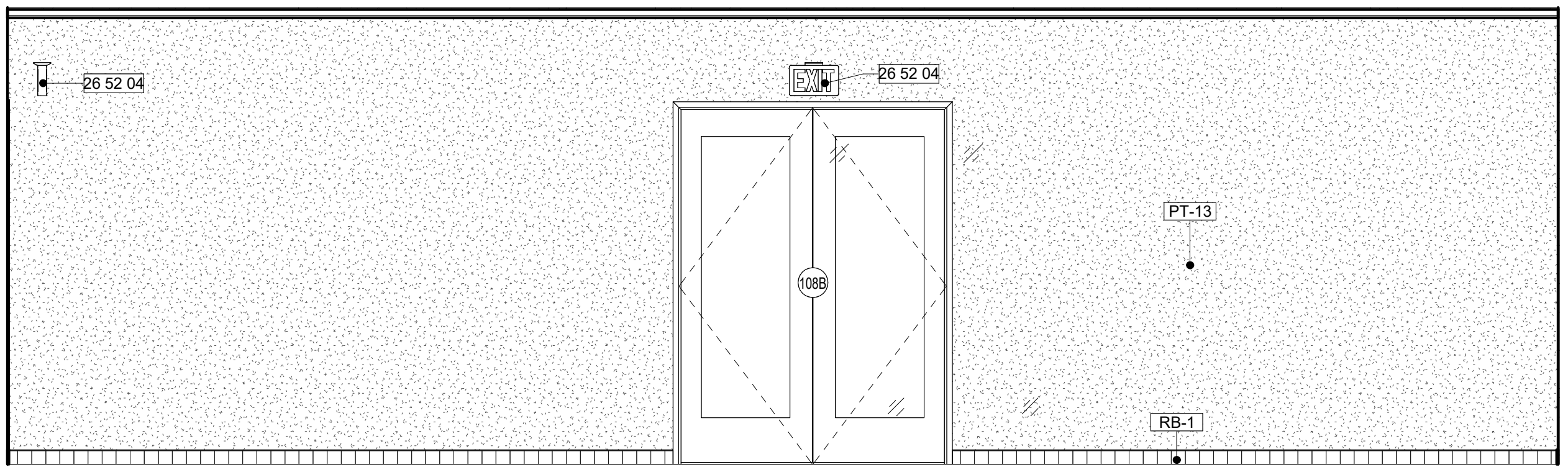
A4.17

03.07.25

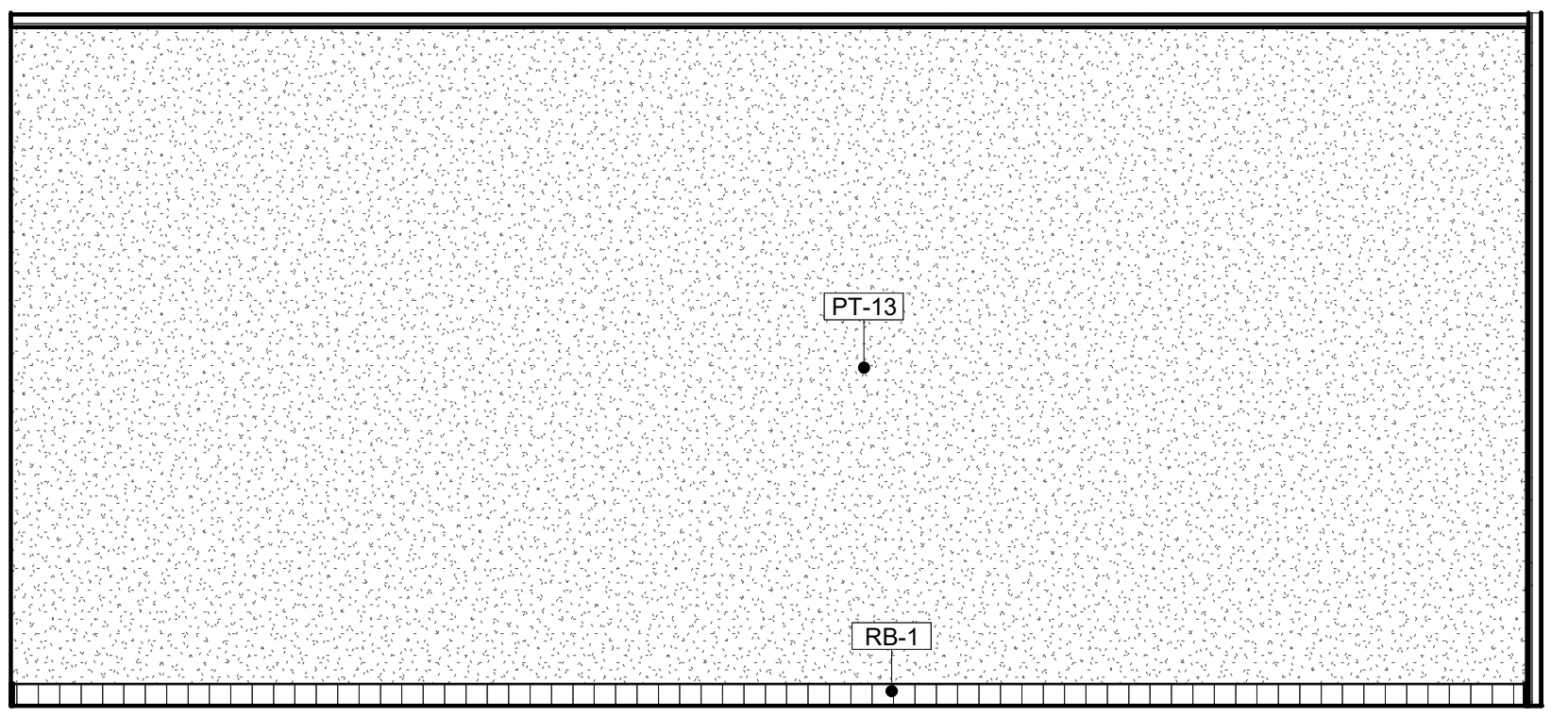
THIS DOCUMENT IS THE PROPERTY OF CURRIE SOWARDS AGUILA ARCHITECTS INC. ALL RIGHTS ARE RESERVED. ANY POSSESSION, REPRODUCTION OR OTHER USE OF THIS DOCUMENT, WITHOUT THE WRITTEN CONSENT OF CURRIE SOWARDS AGUILA ARCHITECTS INC., IS PROHIBITED.



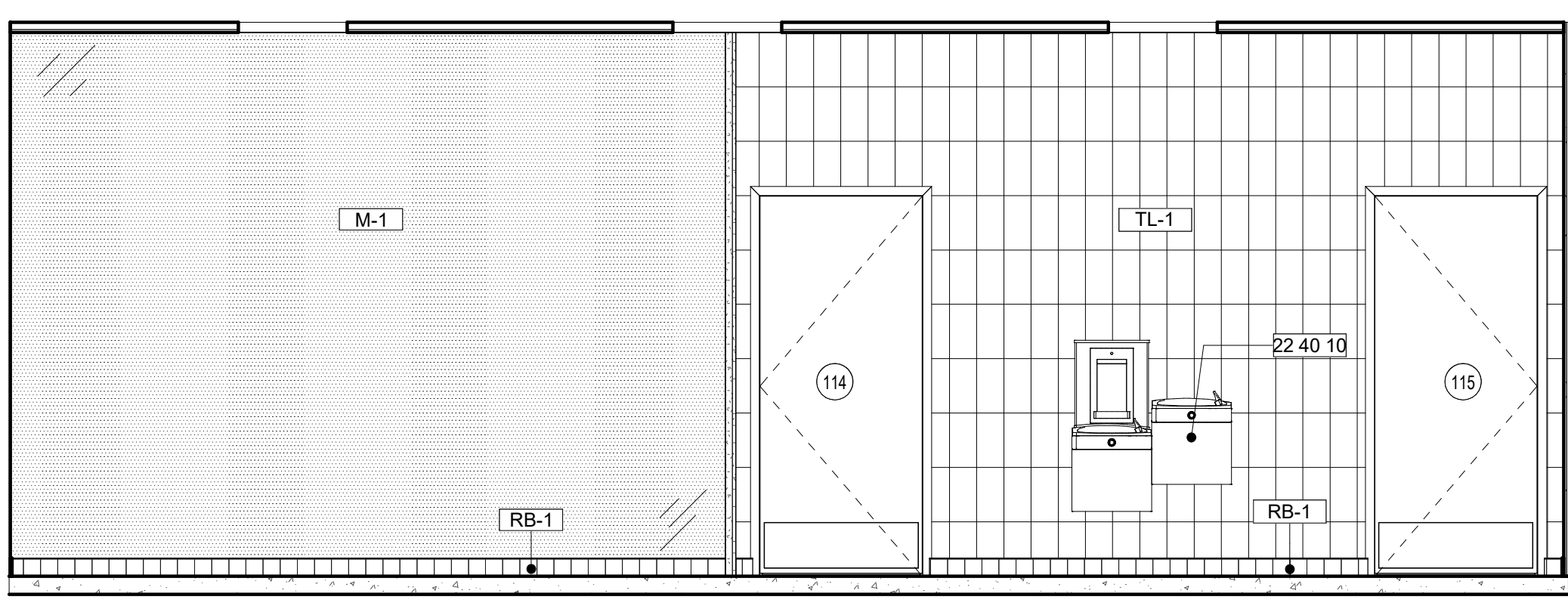
1
A4.18 **ENLARGED GYM**
3/8" = 1'-0"



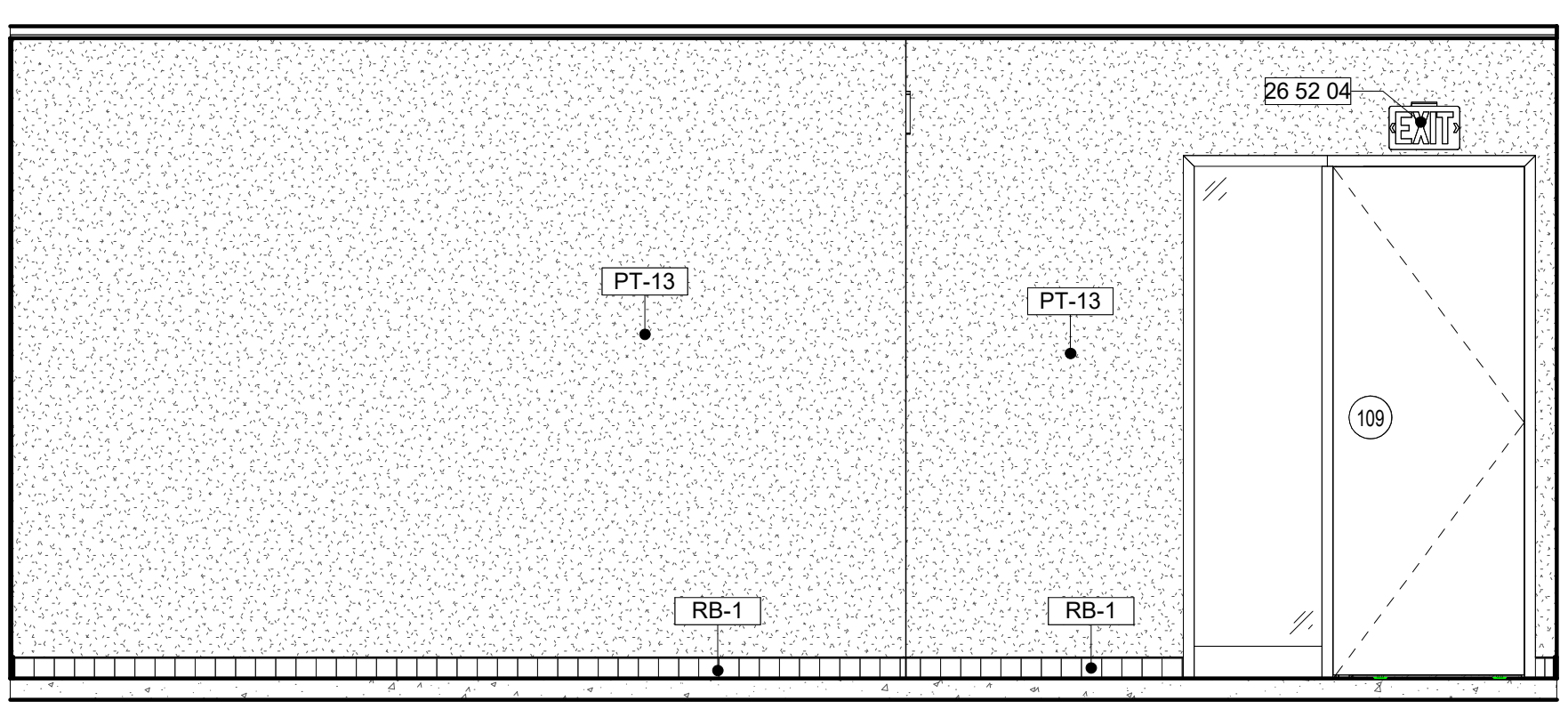
2
A4.18 **GYM - N. ELEVATION**
3/8" = 1'-0"



3
A4.18 **GYM - E. ELEVATION**
3/8" = 1'-0"



4
A4.18 **GYM - S. ELEVATION**
3/8" = 1'-0"



5
A4.18 **GYM - W. ELEVATION**
3/8" = 1'-0"

KEYNOTE LEGEND	
#	DESCRIPTION
22 40 10	DRINKING FOUNTAIN. SEE PLUMBING PLANS
26 52 04	EXIT SIGN

FINISH SPECIFICATIONS - INTERIOR		
MARK	DESCRIPTION	MANUFACTURER
	WHITE WOOD LAMINATE	
EPX-1	EPOXY FLOOR FINISH	SIKAFLOOR MORRITEX BROADCAST SYSTEM WITH SF315 WEAR ADDITIVE IN COLOR SILVER-GRAY.
LM-1	PLASTIC LAMINATE	FORMICA LAMINATE, COLOR: DANISH MAPLE
LM-2	NON COMBUSTABLE ALUMINUM, COLOR - BLUE PEEL	MATCHLESS CABINETS
LM-3	PLASTIC LAMINATE	WHITE, MATTE
M-1	TEMPERED CLEAR GLASS MIRRORS	T.B.D.
MB-1	SOLID SURFACE CULTURED MARBLE SHOWER WALLS	INPRO - BIOPRISM SOLID SURFACE IN COLOR: DUSK P9781
PT-13	INT. WALL PAINT FINISH	SHERWIN WILLIAMS - 7004 SNOWBOUND
PT-14	INT. WALL PAINT FINISH	SHERWIN WILLIAMS - 6243 DISTANCE
PT-15	INT. WALL PAINT FINISH	SHERWIN WILLIAMS - 9561 GUILD GREY
RB-1	RUBBER TILE FLOOR FINISH	TARKETT TRIUMPH MULTI-FUNCTIONAL SPORTS RUBBER TILE AND 12" BASE IN LD7 LUNAR EXPLORER (9.53 MM).
SS-1	QUARTZ SOLID SURFACE	CAMBRIA, COLLECTION: SMITHFIELD
TL-1	WALL TILE	FIRECLAY TILE, ORIGINAL CERAMIC, RAINY DAY, GLOSS, 6X12
TL-2	ACCENT COLOR WALL TILE	FIRECLAY TILE, NATURAL PRESS, CARMINE, GLOSS, 6X12
TZ-1	TERRAZO RESIN SYSTEM IN COLOR TM#22-1998 (12.7 MM)	TERRAZO&MARBLE SUPPLY COMPANY
VT-2	VINYL BASE	TARKETT JOHNSONITE TRADITIONAL VINYL 6" 38 PEWTER CG



CURRIE SOWARDS AGUILA architects
Architecture, Planning, Interiors, & Sustainable Design
AA26001584
185 NE 4TH AVENUE SUITE 101
DELRAY BEACH, FL 33483
T: (561) 276-4951 F: (561) 243-8184
E-MAIL: office@csa-architects.com

ISSUED FOR:
FLEX SUB
DRC
SPA
BIDS
PERMIT
CONSTRUCTION
SEAL



JESS M. SOWARDS
AR0013205

PROJECT TITLE
PBCFR - FIRE STATION 24

2700 WESTGATE AVE.,
WEST PALM BEACH, FL.
33409

NUM.	DESCRIPTION	DATE

ISSUE FOR PERMIT
THESE DRAWINGS ARE PREPARED PER ESTABLISHED INDUSTRY STANDARDS AND REPRESENT THE ARCHITECT AND ENGINEERS DESIGN CONCEPT. THEY ARE NOT INTENDED TO PROVIDE EVERY DETAIL OR CONDITION REQUIRED TO CONSTRUCT THE BUILDING. THE CONTRACTOR THROUGH SUBMITTALS AND OTHER COORDINATION EFFORTS IS FULLY RESPONSIBLE FOR PROVIDING A COMPLETE AND OPERATIONAL BUILDING WHETHER INDICATED ON THE PLANS OR NOT.
DRAWING TITLE
ENLARGED GYM

DATE: _____ DRAWN BY: CP
JOB NUMBER: 230103
DRAWING NUMBER:

A4.18

03.07.25



**CURRIE
SOWARDS
AGUILU
architects**

Architecture, Planning,
Interiors, &
Sustainable Design

AA26001584
185 NE 4TH AVENUE SUITE 101
DELRAY BEACH, FL 33483

T: (561) 276-4951 F: (561) 243-8184
E-MAIL: office@csa-architects.com

ISSUED FOR :

FLEX SUB

DRC

SPA

BIDS

PERMIT

CONSTRUCTION

SEAL



JESS M. SOWARDS
AR0013205

PROJECT TITLE

**PBCFR - FIRE
STATION 24**

2700 WESTGATE AVE.,
WEST PALM BEACH, FL.
33409

REVISIONS

NUM.	DESCRIPTION	DATE

ISSUE FOR PERMIT

03.07.25

THESE DRAWINGS ARE PREPARED PER ESTABLISHED INDUSTRY STANDARDS AND REPRESENT THE ARCHITECT AND ENGINEERS DESIGN CONCEPT. THEY ARE NOT INTENDED TO PROVIDE EVERY DETAIL OR CONDITION REQUIRED TO CONSTRUCT THE BUILDING. THE CONTRACTOR THROUGH SUBMITTALS AND OTHER COORDINATION EFFORTS IS FULLY RESPONSIBLE FOR PROVIDING A COMPLETE AND OPERATIONAL BUILDING WHETHER INDICATED ON THE PLANS OR NOT.

DRAWING TITLE

**ENLARGED
GAZEBO**

DATE

3/7/2025 2:51:11 PM

DRAWN BY

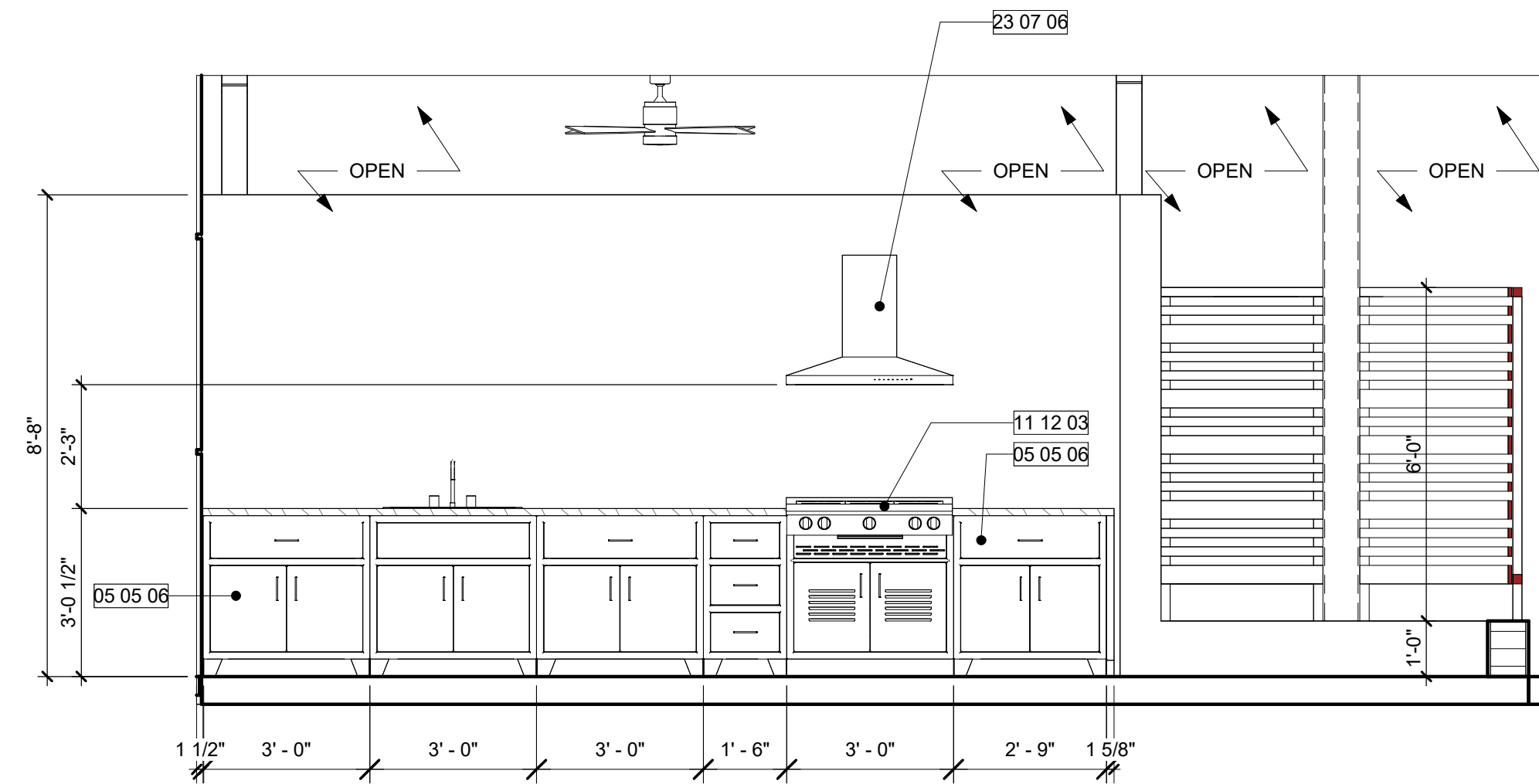
CP

JOB NUMBER

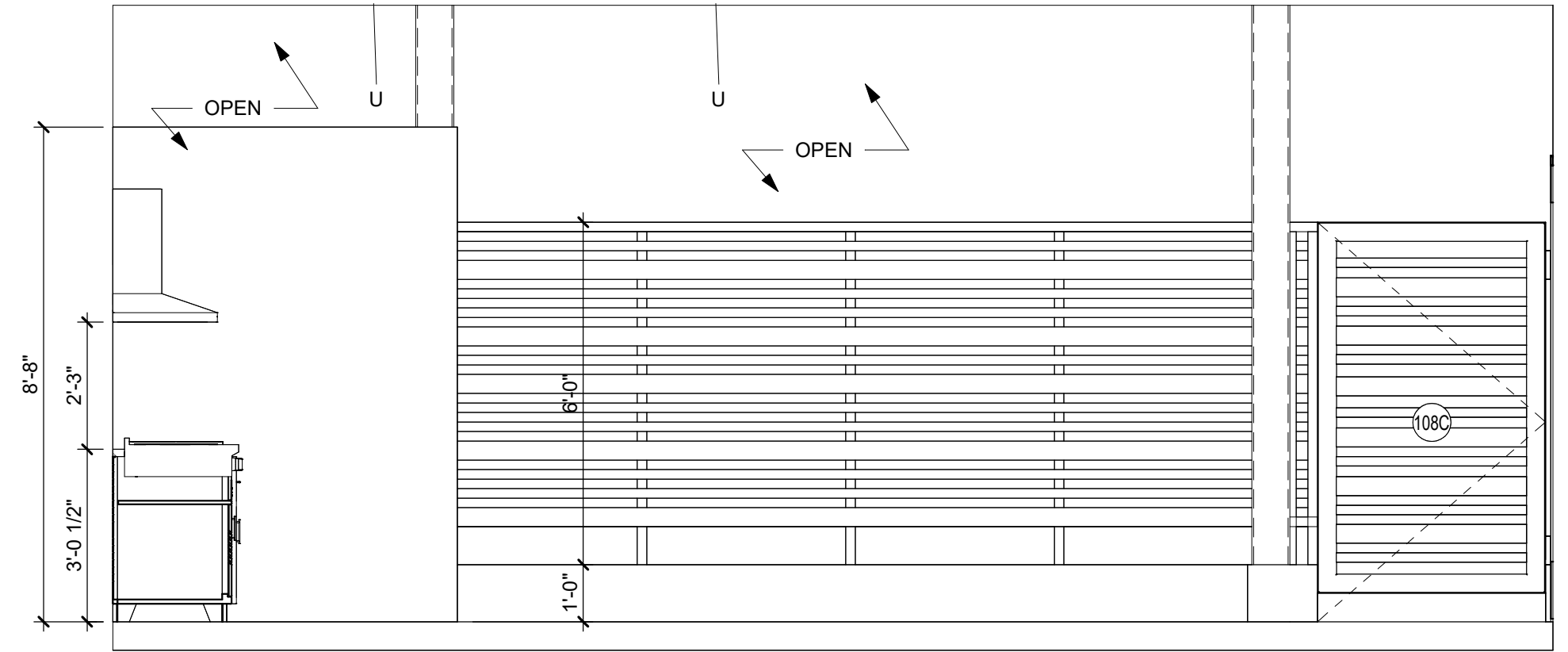
230103

DRAWING NUMBER

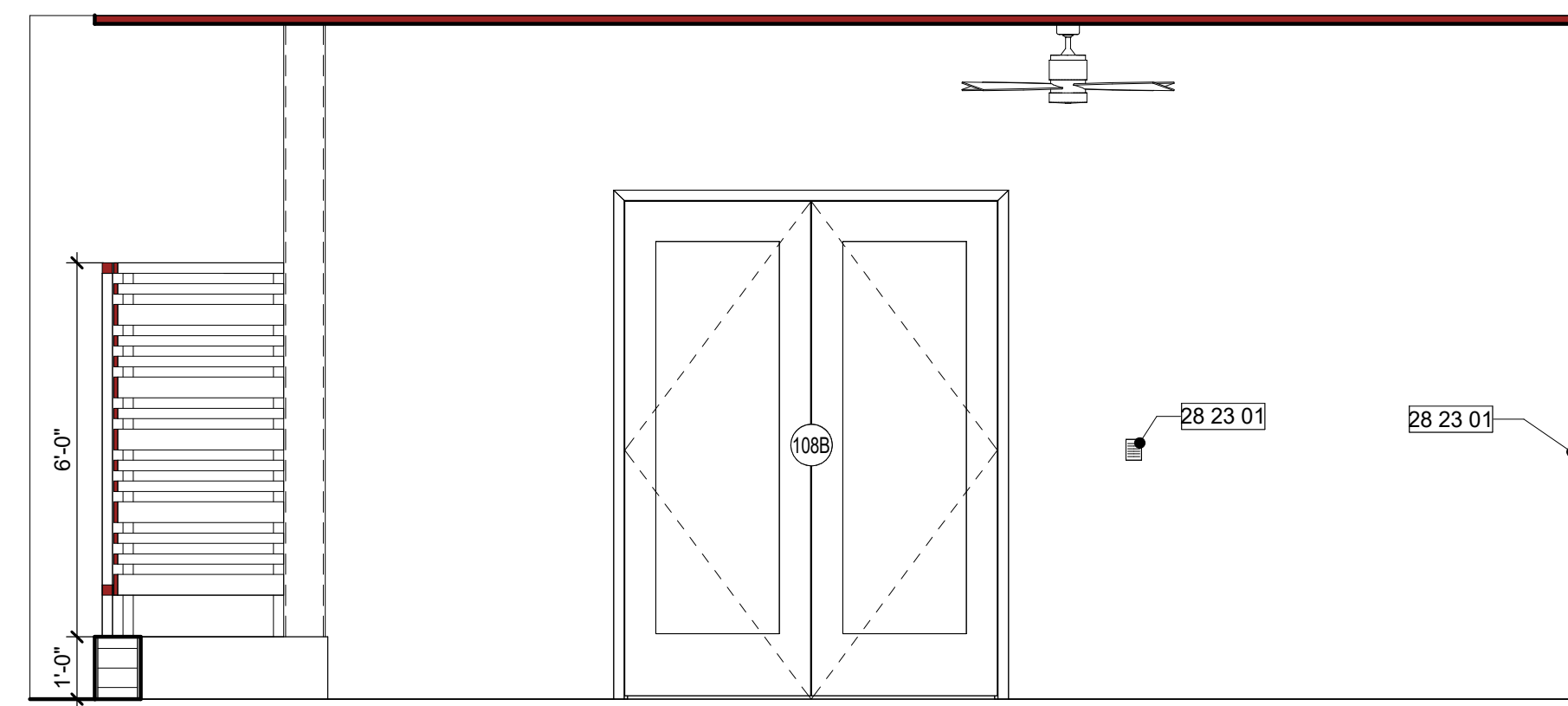
A4.19



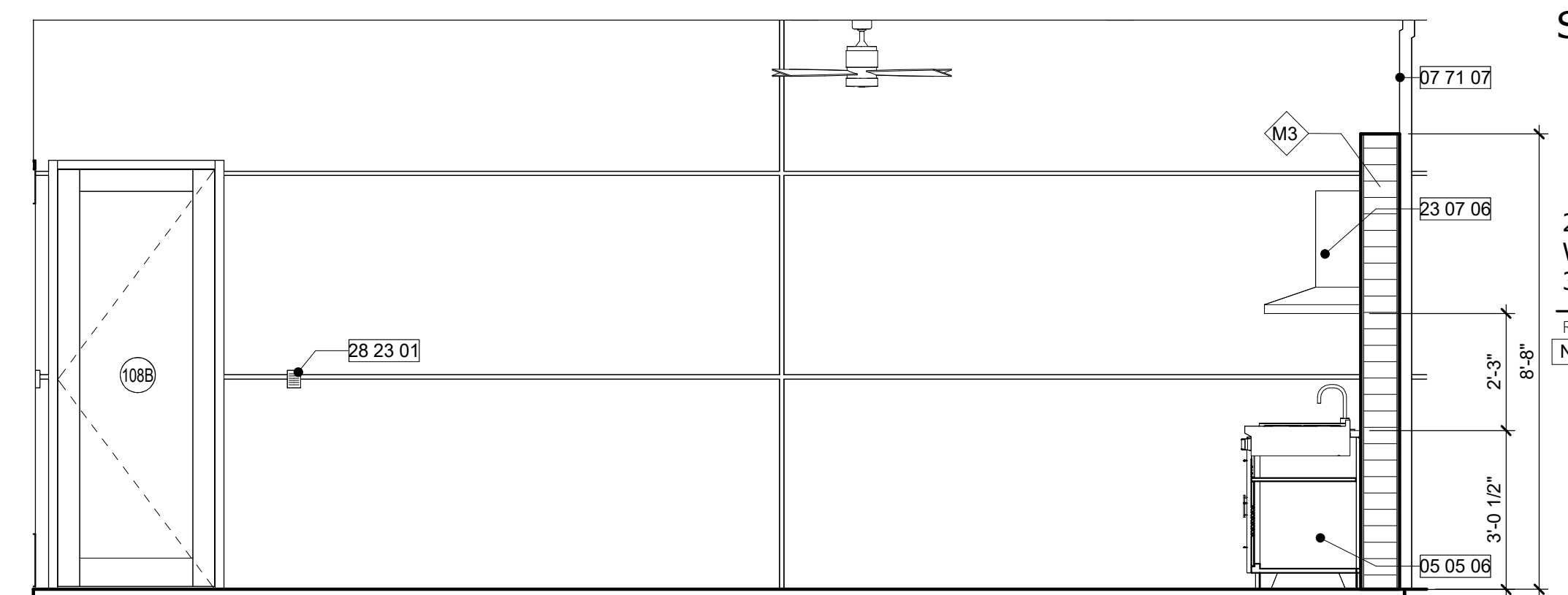
2 GAZEBO - N. ELEVATION
A4.19 3/8" = 1'-0"



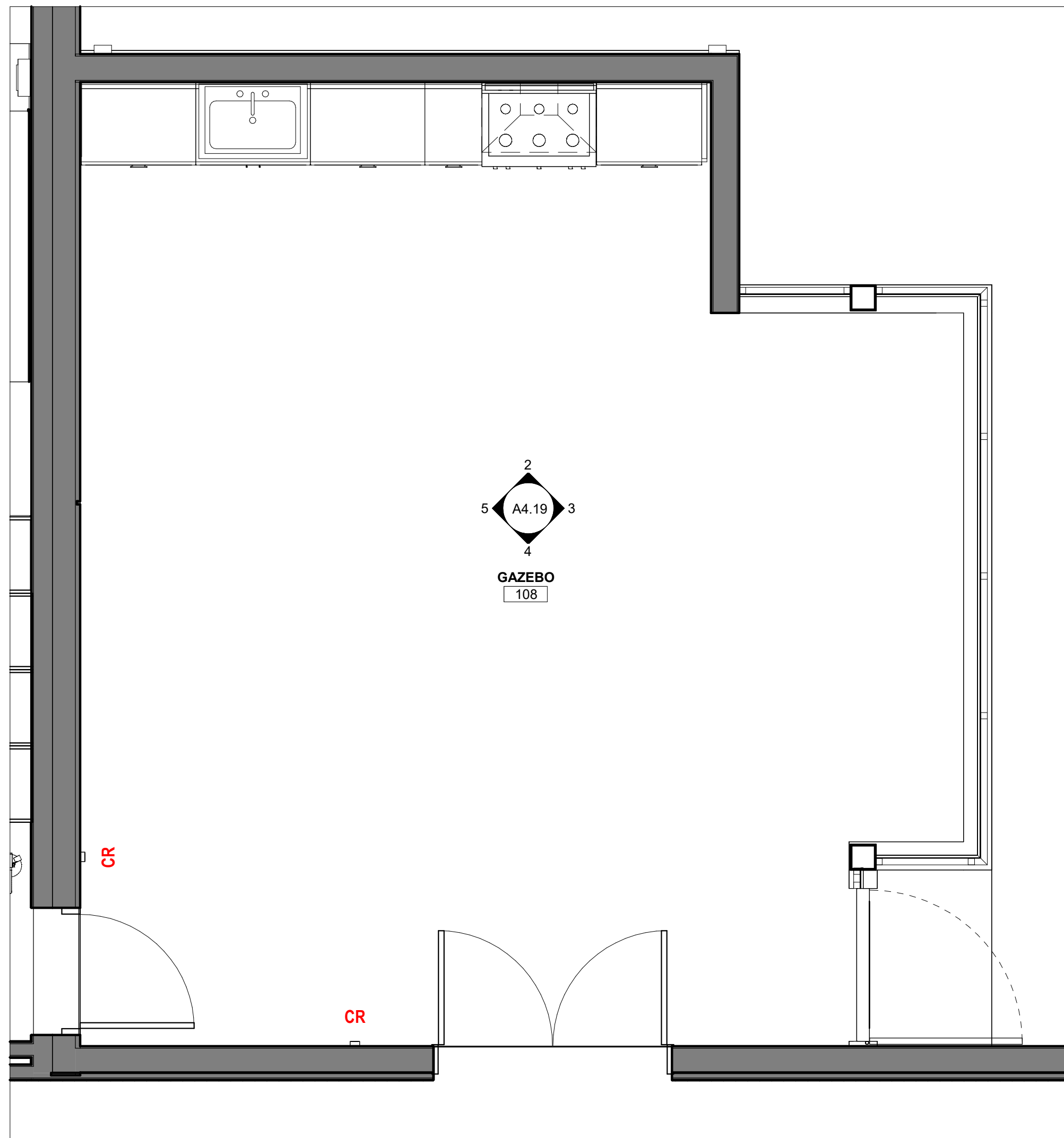
3 GAZEBO - E. ELEVATION
A4.19 3/8" = 1'-0"



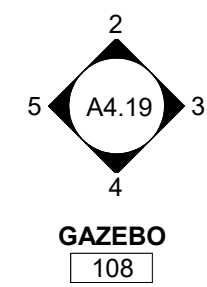
4 GAZEBO - S. ELEVATION
A4.19 3/8" = 1'-0"




5 GAZEBO - W. ELEVATION
A4.19 3/8" = 1'-0"



1 ENLARGED GAZEBO
A4.19 3/8" = 1'-0"



THIS DOCUMENT IS THE PROPERTY OF CURRIE SOWARDS AGUILU ARCHITECTS INC. ALL RIGHTS ARE RESERVED. ANY POSSESSION, REPRODUCTION OR OTHER USE OF THIS DOCUMENT, WITHOUT THE WRITTEN CONSENT OF CURRIE SOWARDS AGUILU ARCHITECTS INC., IS PROHIBITED.
3/7/2025 2:51:11 PM



**CURRIE
SOWARDS
AGUILA**
architects

Architecture, Planning,
Interiors, &
Sustainable Design

AA26001584
185 NE 4TH AVENUE SUITE 101
DELRAY BEACH, FL 33483

T: (561) 276-4951 F: (561) 243-8184
E-MAIL: office@csa-architects.com

ISSUED FOR :

FLEX SUB

DRC

SPA

BIDS

PERMIT

CONSTRUCTION

SEAL



JESS M. SOWARDS
AR0013205

PROJECT TITLE

**PBCFR - FIRE
STATION 24**

2700 WESTGATE AVE.,
WEST PALM BEACH, FL.
33409

REVISIONS

NUM.	DESCRIPTION	DATE

THESE DRAWINGS ARE PREPARED PER ESTABLISHED INDUSTRY STANDARDS AND REPRESENT THE ARCHITECT AND ENGINEERS DESIGN CONCEPT. THEY ARE NOT INTENDED TO PROVIDE EVERY DETAIL OR CONDITION REQUIRED TO CONSTRUCT THE BUILDING. THE CONTRACTOR THROUGH SUBMITTALS AND OTHER COORDINATION EFFORTS IS FULLY RESPONSIBLE FOR PROVIDING A COMPLETE AND OPERATIONAL BUILDING WHETHER INDICATED ON THE PLANS OR NOT.

DRAWING TITLE

**ENLARGED
CANOPY PLANS &
DETAILS**

DATE | DRAWN BY
| CP

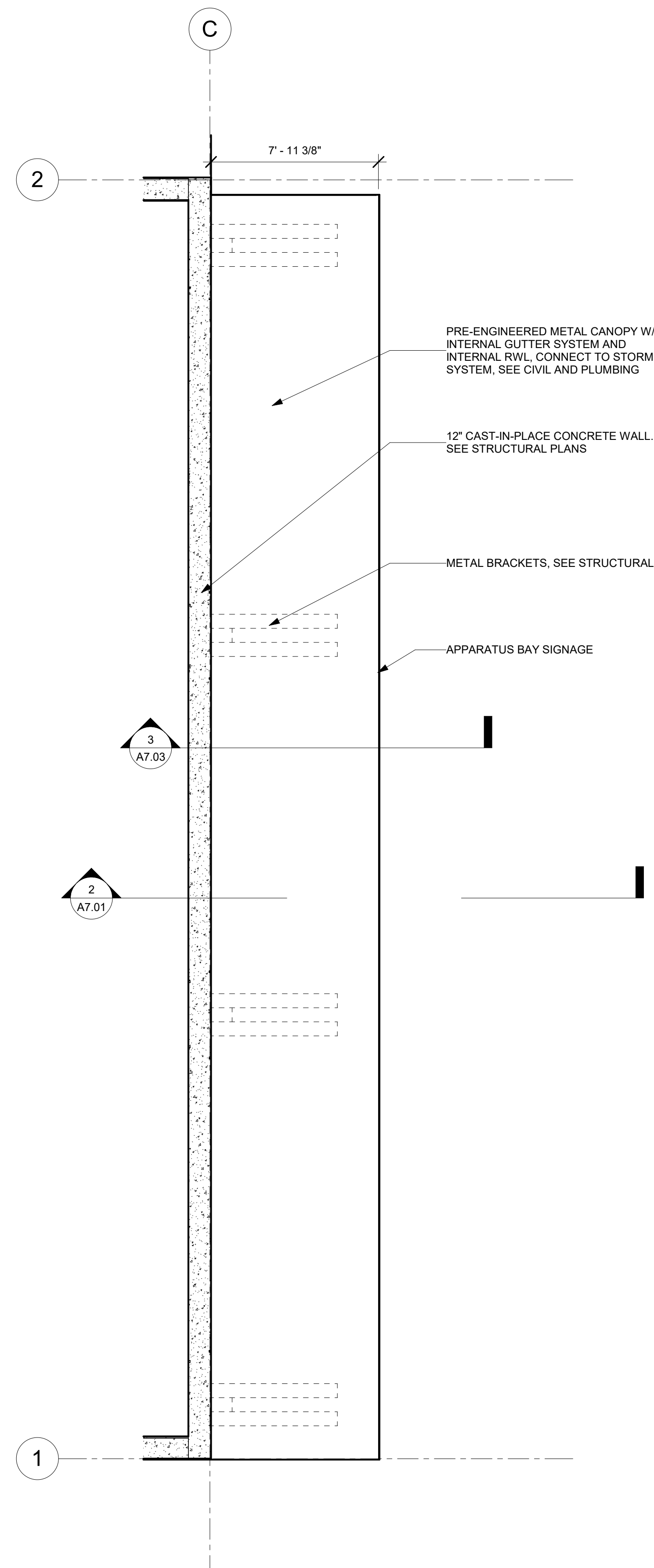
JOB NUMBER
230103

DRAWING NUMBER

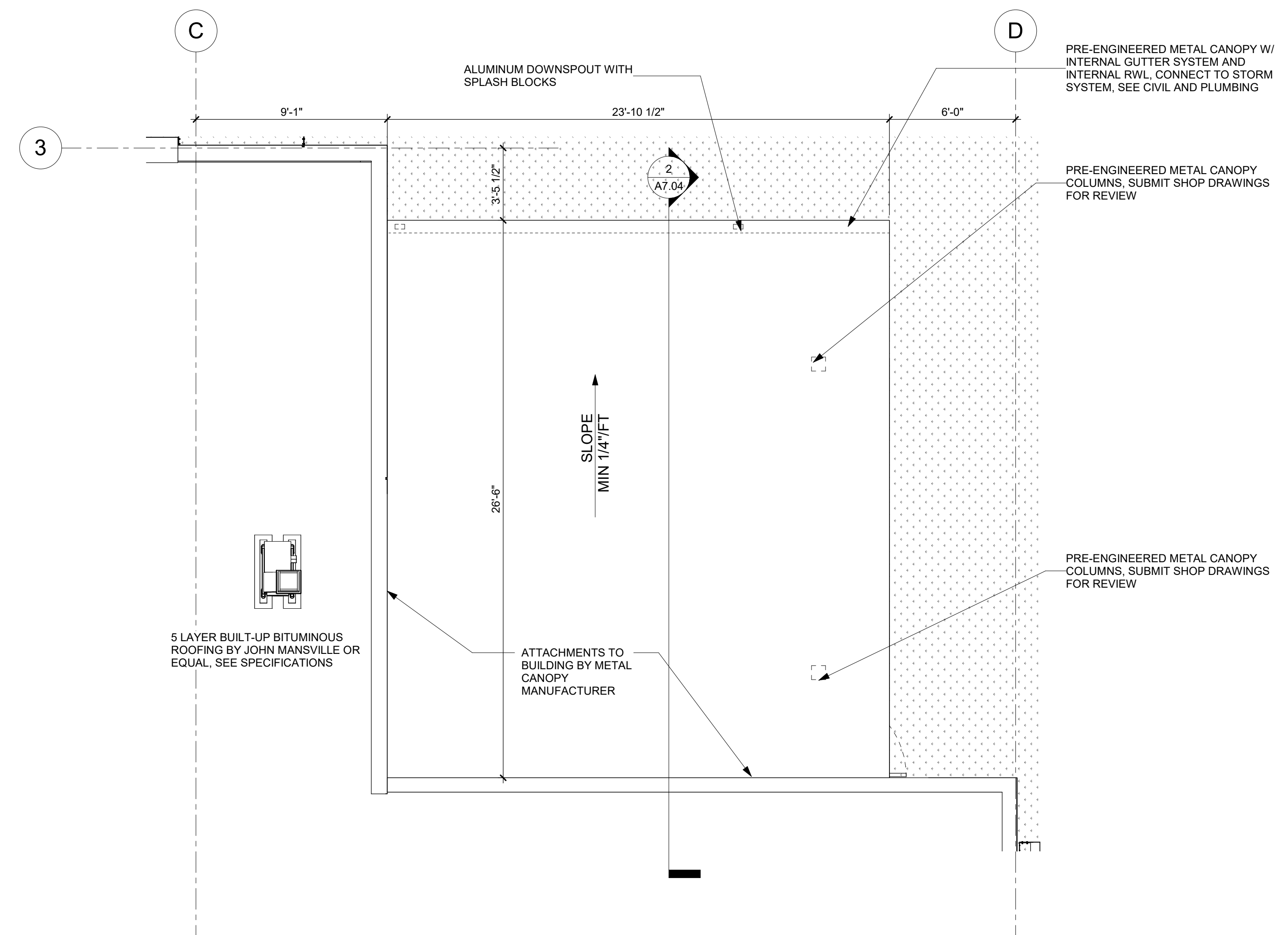
A4.20

ISSUE FOR PERMIT

03.07.25



1 ENLARGED PLAN - APPARATUS BAY CANOPY (TYP)
A4.20 1/4" = 1'-0"



3 ENLARGED PLAN - GAZEBO ROOF
A4.20 1/4" = 1'-0"



**CURRIE
SOWARDS
AGUILA**
architects

Architecture, Planning,
Interiors, &
Sustainable Design
AA26001584
185 NE 4TH AVENUE SUITE 101
DELRAY BEACH, FL 33483
T: (561) 276-4951 F: (561) 243-8184
E-MAIL: office@csa-architects.com

ISSUED FOR :

FLEX SUB
DRC
SPA
BIDS
PERMIT
CONSTRUCTION
SEAL



JESS M. SOWARDS
AR0013205

PROJECT TITLE

**PBCFR - FIRE
STATION 24**

2700 WESTGATE AVE.,
WEST PALM BEACH, FL.
33409

REVISIONS

NUM.	DESCRIPTION	DATE

THESE DRAWINGS ARE PREPARED PER ESTABLISHED INDUSTRY STANDARDS AND REPRESENT THE ARCHITECT AND ENGINEERS DESIGN CONCEPT. THEY ARE NOT INTENDED TO PROVIDE EVERY DETAIL OR CONDITION REQUIRED TO CONSTRUCT THE BUILDING. THE CONTRACTOR THROUGH SUBMITTALS AND OTHER COORDINATION EFFORTS IS FULLY RESPONSIBLE FOR PROVIDING A COMPLETE AND OPERATIONAL BUILDING WHETHER INDICATED ON THE PLANS OR NOT.

DRAWING TITLE

**ENLARGED
CANOPY PLANS &
DETAILS**

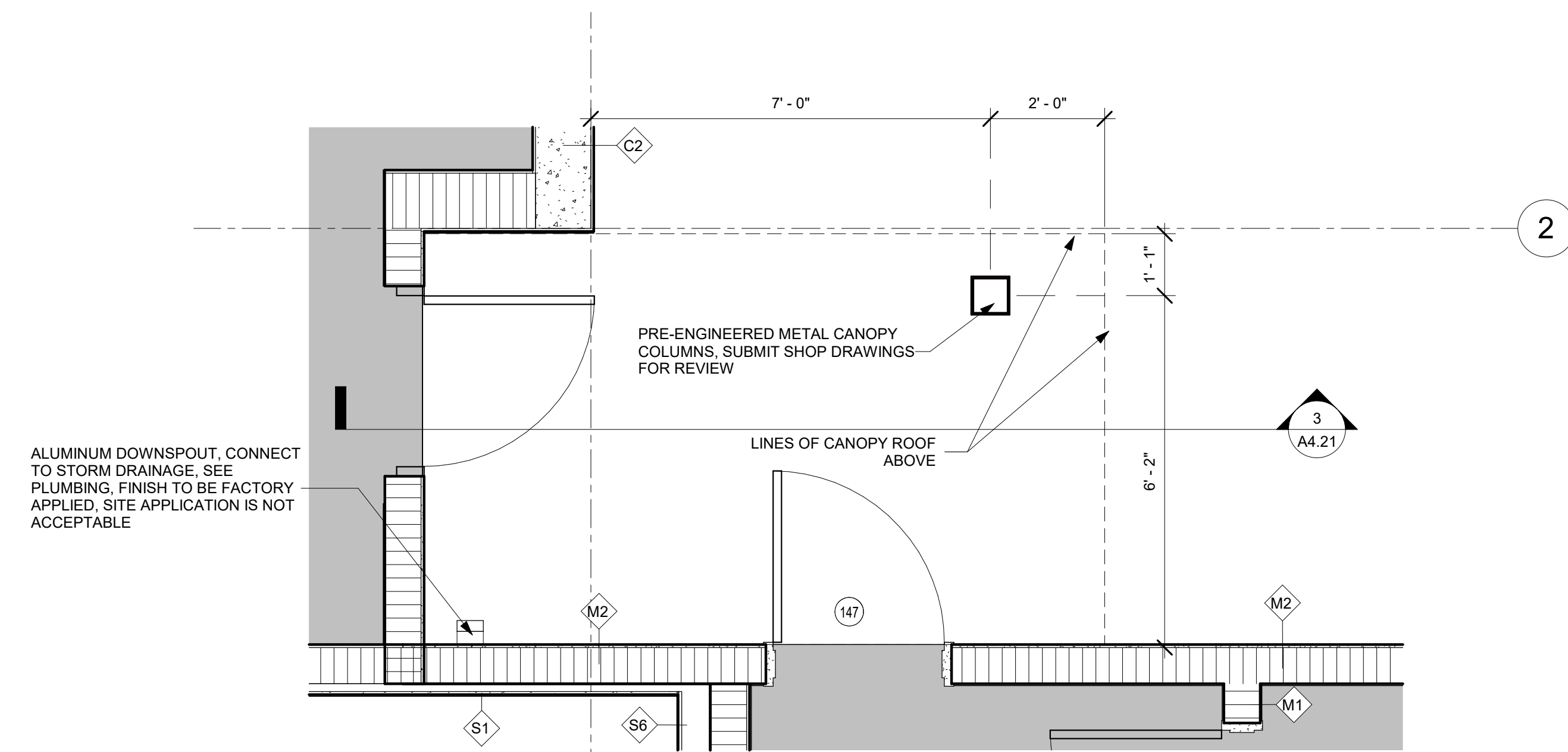
DATE: _____ DRAWN BY:
CP

JOB NUMBER
230103
DRAWING NUMBER

A4.21

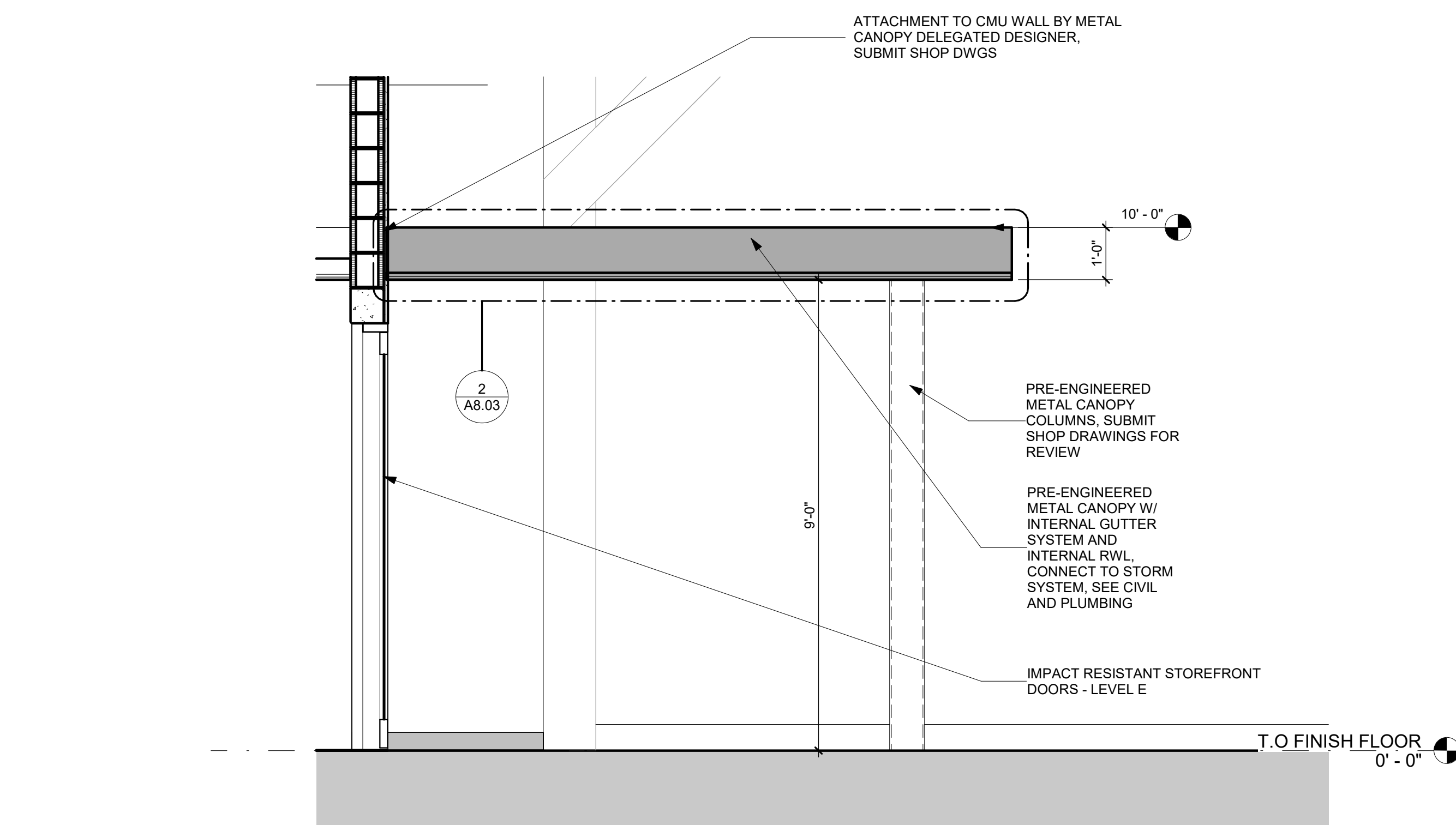
ISSUE FOR PERMIT

03.07.25

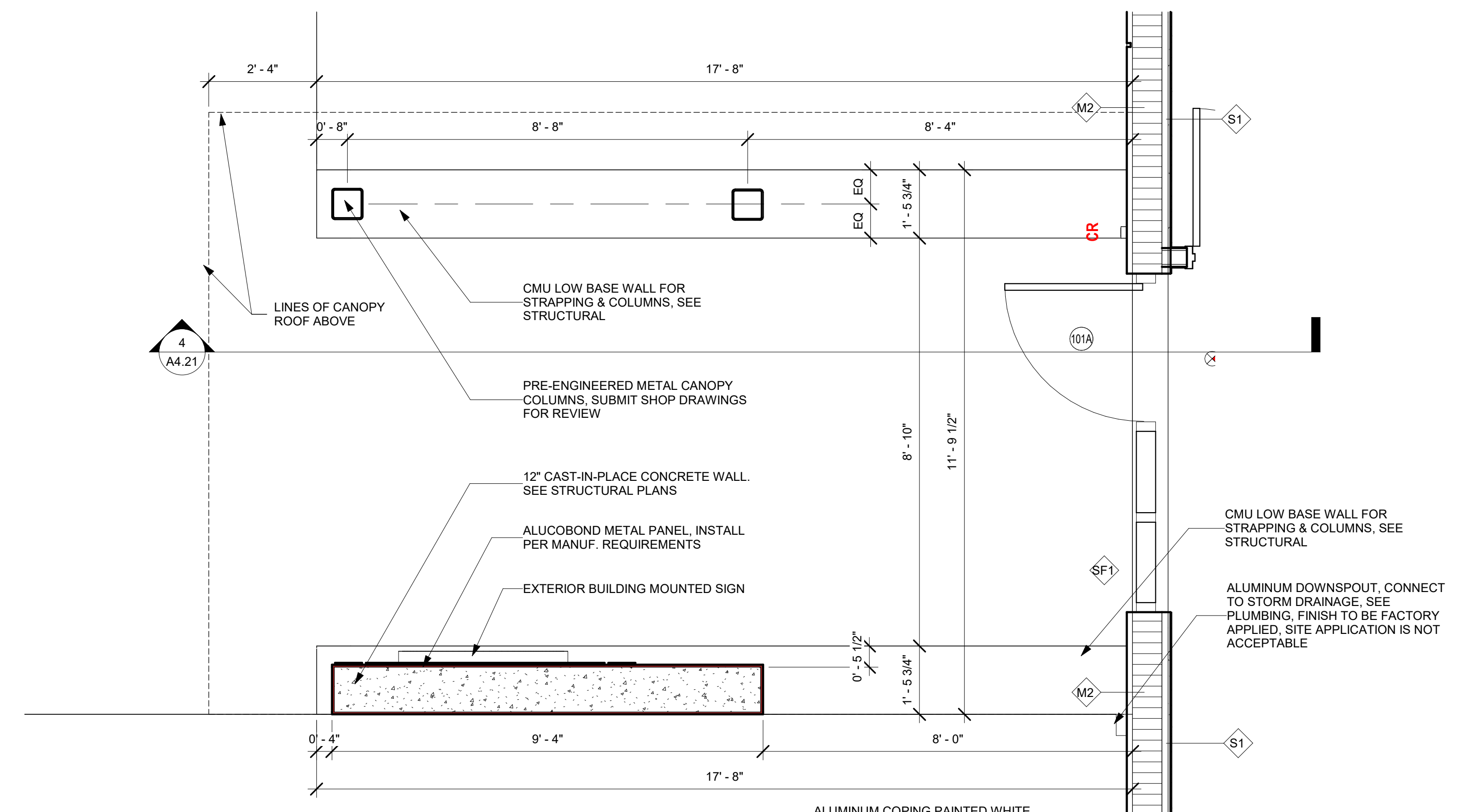


1 ENLARGED WEST APPARATUS BAY PLAN
A4.21 1/2" = 1'-0"

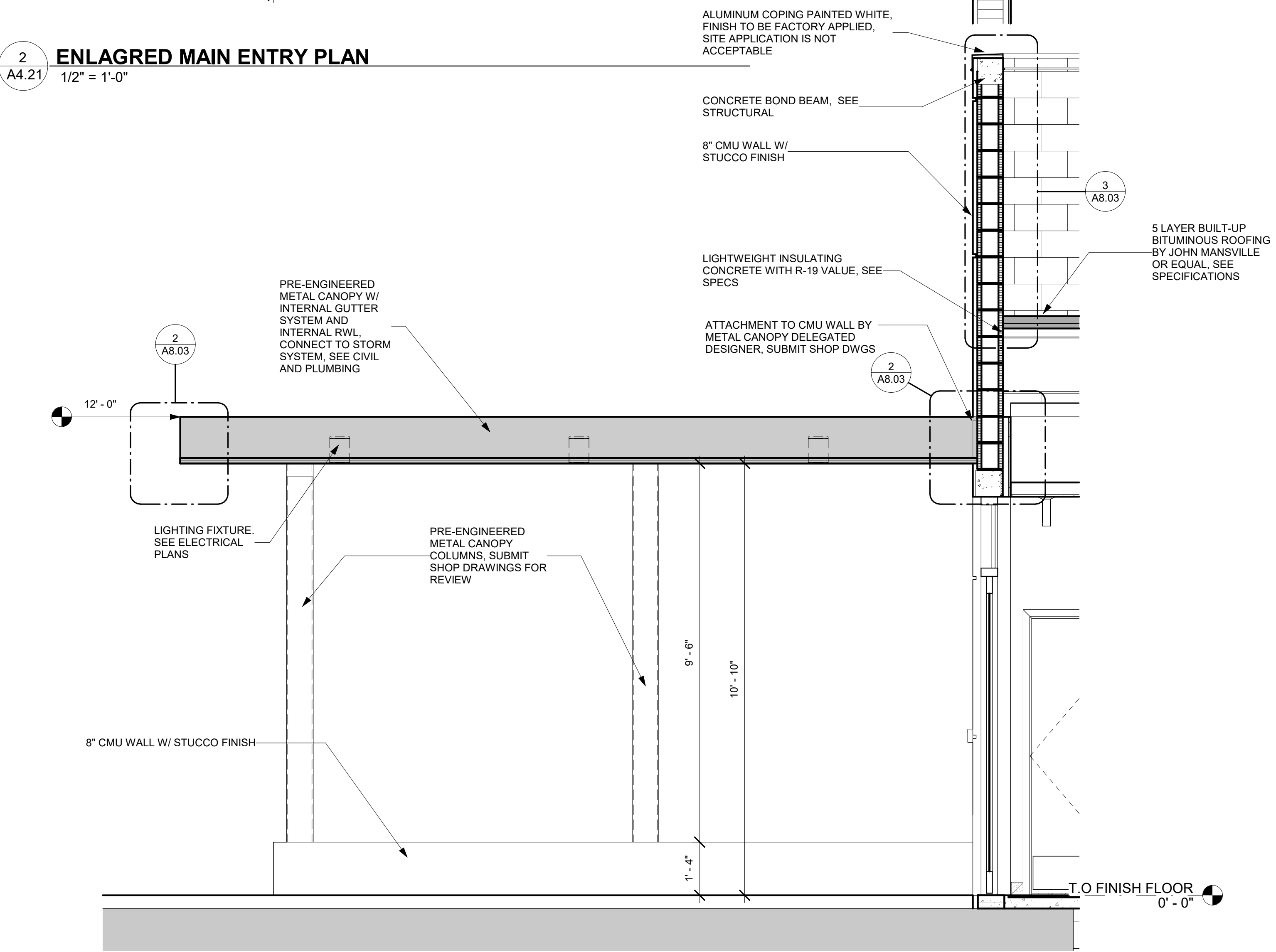
B



3 SECTION @ WEST APPARATUS BAY
A4.21 1/2" = 1'-0"



2 ENLARGED MAIN ENTRY PLAN
A4.21 1/2" = 1'-0"



4 SECTION @ MAIN ENTRY CANOPY
A4.21 1/2" = 1'-0"

THIS DOCUMENT IS THE PROPERTY OF CURRIE SOWARDS AGUILA ARCHITECTS INC. ALL RIGHTS ARE RESERVED. ANY POSSESSION, REPRODUCTION OR OTHER USE OF THIS DOCUMENT, WITHOUT THE WRITTEN CONSENT OF CURRIE SOWARDS AGUILA ARCHITECTS INC., IS PROHIBITED. 3/7/2025 2:51:14 PM

THIS DOCUMENT IS THE PROPERTY OF CURRIE SOWARDS AGUILA ARCHITECTS INC. ALL RIGHTS ARE RESERVED. ANY POSSESSION, REPRODUCTION OR OTHER USE OF THIS DOCUMENT, WITHOUT THE WRITTEN CONSENT OF CURRIE SOWARDS AGUILA ARCHITECTS INC., IS PROHIBITED. 3/7/2025 1:26:45 PM



1 APPARATUS BAY- EAST ELEVATION
A5.01 3/8" = 1'-0"



2 APPARATUS BAY- WEST ELEVATION
A5.01 3/8" = 1'-0"

KEYNOTE LEGEND	
#	DESCRIPTION
03 15 06	CONTROL JOINT
26 51 13	CEILING FAN, BASIS OF DESIGN BIG ASS FANS POWERFOIL X3.0


FINISH SPECIFICATIONS - INTERIOR		
MARK	DESCRIPTION	MANUFACTURER
EPX-1	EPOXY FLOOR FINISH	SIKAFLOOR MORRITEX BROADCAST SYSTEM WITH SF315 WEAR ADDITIVE IN COLOR SILVER-GRAY.
PT-17	BLOCK FILLER WALL FINISH	SHERWIN WILLIAMS - 1 COAT PREP-RITE INTERIOR EXTERIOR LATEX BLOCK FILLER WITH TWO COATS PROMAR INTERIOR SERIES TOPCOAT. SEE CUTSHEET



CURRIE SOWARDS AGUILA architects

Architecture, Planning, Interiors, & Sustainable Design
AA26001584
185 NE 4TH AVENUE SUITE 101
DELRAY BEACH, FL 33483
T:(561) 276-4951 F:(561) 243-8184
E-MAIL: office@csa-architects.com

ISSUED FOR :
FLEX SUB
DRC
SPA
BIDS
PERMIT
CONSTRUCTION
SEAL



JESS M. SOWARDS
AR0013205

PROJECT TITLE
PBCFR - FIRE STATION 24

2700 WESTGATE AVE.,
WEST PALM BEACH, FL.
33409

NUM.	DESCRIPTION	DATE

ISSUE FOR PERMIT

THESE DRAWINGS ARE PREPARED PER ESTABLISHED INDUSTRY STANDARDS AND REPRESENT THE ARCHITECT AND ENGINEERS DESIGN CONCEPT. THEY ARE NOT INTENDED TO PROVIDE EVERY DETAIL OR CONDITION REQUIRED TO CONSTRUCT THE BUILDING. THE CONTRACTOR THROUGH SUBMITTALS AND OTHER COORDINATION EFFORTS IS FULLY RESPONSIBLE FOR PROVIDING A COMPLETE AND OPERATIONAL BUILDING WHETHER INDICATED ON THE PLANS OR NOT.

DRAWING TITLE
INTERIOR ELEVATIONS- APPARATUS BAY

DATE: | DRAWN BY:
| CP

JOB NUMBER
230103
DRAWING NUMBER

A5.01

03.07.25



**CURRIE
SOWARDS
AGUILU
architects**

Architecture, Planning,
Interiors, &
Sustainable Design

AA26001584

185 NE 4TH AVENUE SUITE 101
DELRAY BEACH, FL 33483

T: (561) 276-4951 F: (561) 243-8184
E-MAIL: office@csa-architects.com

ISSUED FOR :

FLEX SUB

DRC

SPA

BIDS

PERMIT

CONSTRUCTION

SEAL



JESS M. SOWARDS
AR0013205

PROJECT TITLE

**PBCFR - FIRE
STATION 24**

2700 WESTGATE AVE.,
WEST PALM BEACH, FL.
33409

REVISIONS

NUM.	DESCRIPTION	DATE

THESE DRAWINGS ARE PREPARED PER
ESTABLISHED INDUSTRY STANDARDS AND
REPRESENT THE ARCHITECT AND
ENGINEERS DESIGN CONCEPT. THEY ARE
NOT INTENDED TO PROVIDE EVERY
DETAIL OR CONDITION REQUIRED TO
CONSTRUCT THE BUILDING. THE
CONTRACTOR THROUGH SUBMITTALS
AND OTHER COORDINATION EFFORTS IS
FULLY RESPONSIBLE FOR PROVIDING A
COMPLETE AND OPERATIONAL BUILDING
WHETHER INDICATED ON THE PLANS OR
NOT.

DRAWING TITLE

**INTERIOR
ELEVATIONS-
APPARATUS BAY**

DATE

DRAWN BY
CP

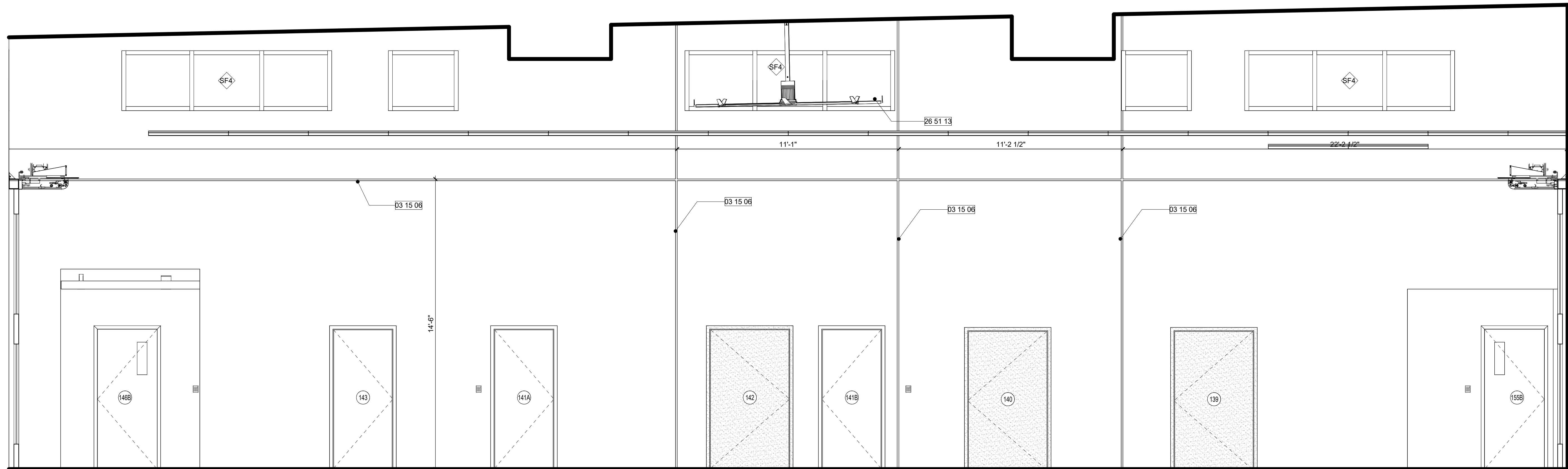
JOB NUMBER
230103

DRAWING NUMBER

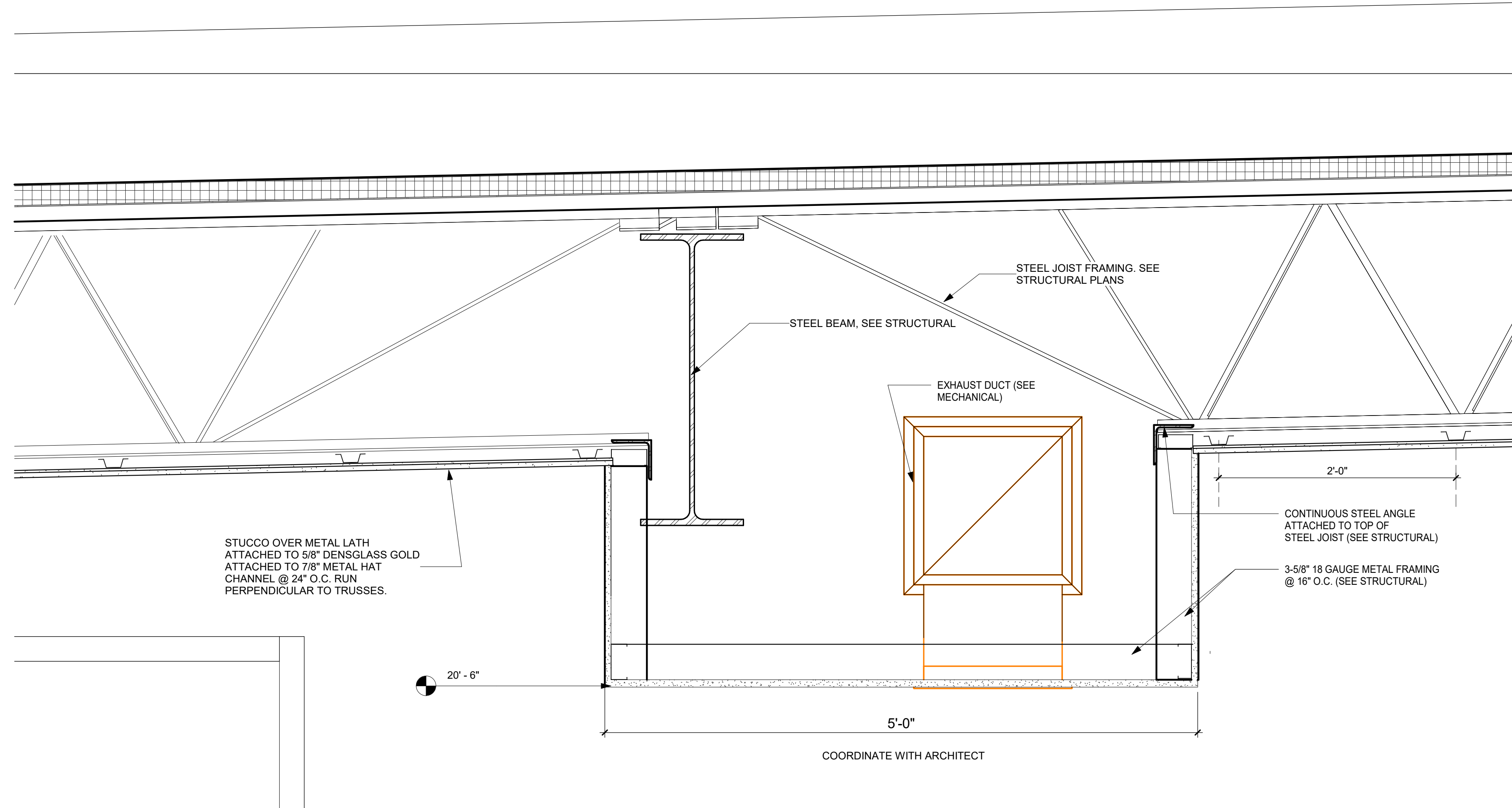
A5.02

ISSUE FOR PERMIT

03.07.25



1 APPARATUS BAY- NORTH ELEVATION
3/8" = 1'-0"




2 APPARATUS BAY EXHAUST DUCTS
1 1/2" = 1'-0"

#	DESCRIPTION
03 15 06	CONTROL JOINT
05 12 00	STEEL BEAM, SEE STRUCTURAL
05 21 00	STEEL JOIST FRAMING, SEE STRUCTURAL PLANS
09 50 02	STUCCO OVER METAL LATH ATTACHED TO 5/8" DENSGLASS GOLD ATTACHED TO 7/8" METAL HAT CHANNEL @ 24" O.C. RUN PERPENDICULAR TO TRUSSES.
26 51 13	CEILING FAN, BASIS OF DESIGN BIG ASS FANS POWERFOIL X3.0

MARK	DESCRIPTION	MANUFACTURER
EPX-1	EPOXY FLOOR FINISH	SIKAFLOOR MORRITEX BROADCAST SYSTEM WITH SF315 WEAR ADDITIVE IN COLOR SILVER-GRAY.
LM-3	PLASTIC LAMINATE	WHITE, MATTIE
M-1	TEMPERED CLEAR GLASS MIRRORS	T.B.D.
PT-13	INT. WALL PAINT FINISH	SHERWIN WILLIAMS - 7004 SNOWBOUND
PT-15	INT. WALL PAINT FINISH	SHERWIN WILLIAMS - 9561 GUILD GREY
PT-17	BLOCK FILLER WALL FINISH	SHERWIN WILLIAMS - 1 COAT PREP-RITE INTERIOR EXTERIOR LATEX BLOCK FILLER WITH TWO COATS PROMAR INTERIOR SERIES TOPCOAT. SEE CUTSHEET
RB-1	RUBBER TILE FLOOR FINISH	TARKETT TRIUMPH MULTI-FUNCTIONAL SPORTS RUBBER TILE AND 12" BASE IN LD7 LUNAR EXPLORER (9.53 MM).
TL-1	WALL TILE	FIRECLAY TILE, ORIGINAL CERAMIC, RAINY DAY, GLOSS, 6X12
TL-2	ACCENT COLOR WALL TILE	FIRECLAY TILE, NATURAL PRESS, CARMINE, GLOSS, 6X12
TZ-1	TERRAZZO RESIN SYSTEM IN COLOR TM#22-1998 (12.7 MM).	TERRAZZO&MARBLE SUPPLY COMPANY
VT-2	VINYL BASE	TARKETT JOHNSONITE TRADITIONAL VINYL 6" 38 PEWTER CG

THIS DOCUMENT IS THE PROPERTY OF CURRIE SOWARDS AGUILU ARCHITECTS INC. ALL RIGHTS ARE RESERVED. ANY POSSESSION, REPRODUCTION OR OTHER USE OF THIS DOCUMENT, WITHOUT THE WRITTEN CONSENT OF CURRIE SOWARDS AGUILU ARCHITECTS INC., IS PROHIBITED.
3/7/2025 1:26:48 PM



**CURRIE
SOWARDS
AGUILA**
architects

Architecture, Planning,
Interiors, &
Sustainable Design

AA26001584
185 NE 4TH AVENUE SUITE 101
DELRAY BEACH, FL 33483

T: (561) 276-4951 F: (561) 243-8184
E-MAIL: office@csa-architects.com

ISSUED FOR :

FLEX SUB

DRC

SPA

BIDS

PERMIT

CONSTRUCTION

SEAL



JESS M. SOWARDS
AR0013205

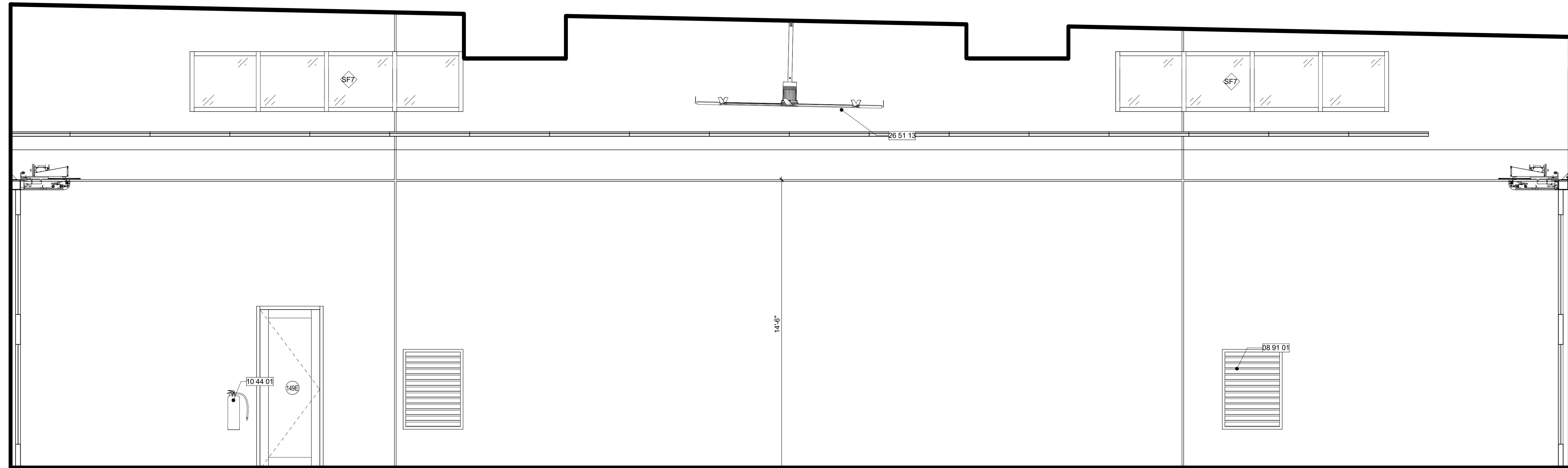
PROJECT TITLE

**PBCFR - FIRE
STATION 24**

2700 WESTGATE AVE.,
WEST PALM BEACH, FL.
33409

REVISIONS

NUM.	DESCRIPTION	DATE



1 APPARATUS BAY- SOUTH ELEVATION
A5.03 3/8" = 1'-0"

KEYNOTE LEGEND

#	DESCRIPTION
08 91 01	FIXED ALUMINUM LOUVER. SEE MECHANICAL PLANS FOR SIZES.
10 44 01	WET CHEMICAL FIRE EXTINGUISHER
26 51 13	CEILING FAN, BASIS OF DESIGN BIG ASS FANS POWERFOIL X3.0

FINISH SPECIFICATIONS - INTERIOR

MARK	DESCRIPTION	MANUFACTURER
EPX-1	EPOXY FLOOR FINISH	SIKAFLOOR MORRITEX BROADCAST SYSTEM WITH SF315 WEAR ADDITIVE IN COLOR SILVER-GRAY.

ISSUE FOR PERMIT

THESE DRAWINGS ARE PREPARED PER ESTABLISHED INDUSTRY STANDARDS AND REPRESENT THE ARCHITECT AND ENGINEERS DESIGN CONCEPT. THEY ARE NOT INTENDED TO PROVIDE EVERY DETAIL OR CONDITION REQUIRED TO CONSTRUCT THE BUILDING. THE CONTRACTOR THROUGH SUBMITTALS AND OTHER COORDINATION EFFORTS IS FULLY RESPONSIBLE FOR PROVIDING A COMPLETE AND OPERATIONAL BUILDING WHETHER INDICATED ON THE PLANS OR NOT.

DRAWING TITLE

**INTERIOR
ELEVATIONS-
APPARATUS BAY**

DATE: | DRAWN BY:
| CP


JOB NUMBER
230103

DRAWING NUMBER

A5.03

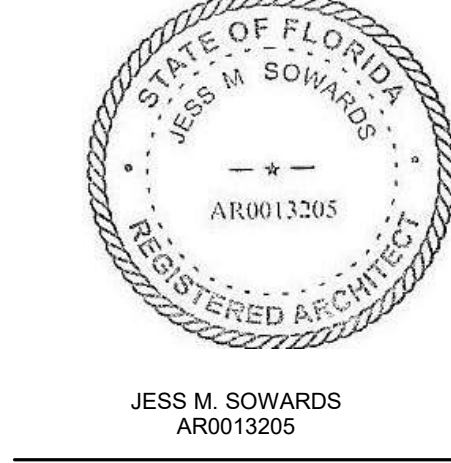
03.07.25

THIS DOCUMENT IS THE PROPERTY OF CURRIE SOWARDS AGUILA ARCHITECTS INC. ALL RIGHTS ARE RESERVED. ANY POSSESSION, REPRODUCTION OR OTHER USE OF THIS DOCUMENT, WITHOUT THE WRITTEN CONSENT OF CURRIE SOWARDS AGUILA ARCHITECTS INC., IS PROHIBITED. 3/7/2025 2:32:52 PM



CURRIE SOWARDS AGUILA architects
Architecture, Planning, Interiors, & Sustainable Design
 AA26001584
 185 NE 4TH AVENUE SUITE 101
 DELRAY BEACH, FL 33483
 T: (561) 276-4951 F: (561) 243-8194
 E-MAIL: office@csa-architects.com

ISSUED FOR:
 FLEX SUB
 DRC
 SPA
 BIDS
 PERMIT
 CONSTRUCTION
 SEAL



PROJECT TITLE
PBCFR - FIRE STATION 24

2700 WESTGATE AVE.,
 WEST PALM BEACH, FL.
 33409

NUM.	DESCRIPTION	DATE

ISSUE FOR PERMIT
 03.07.25

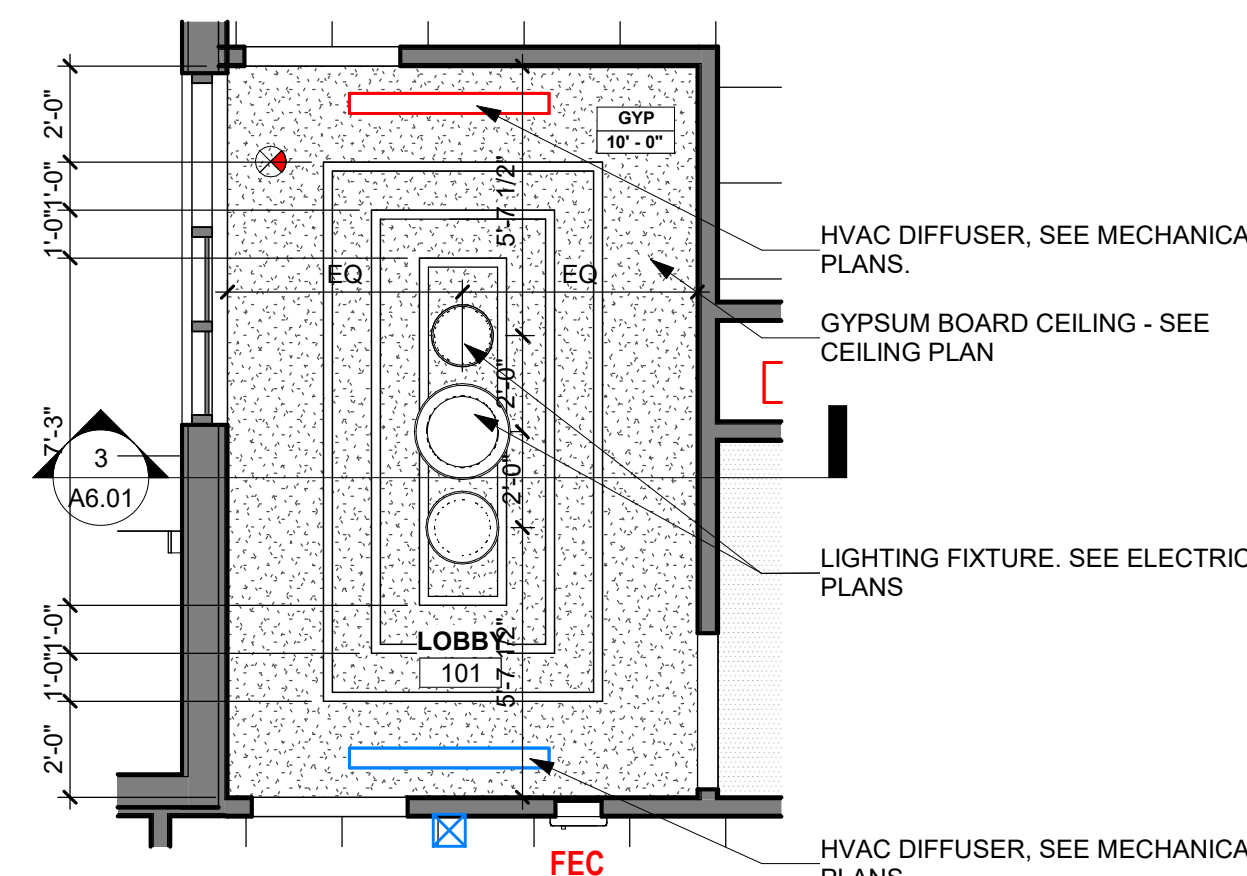
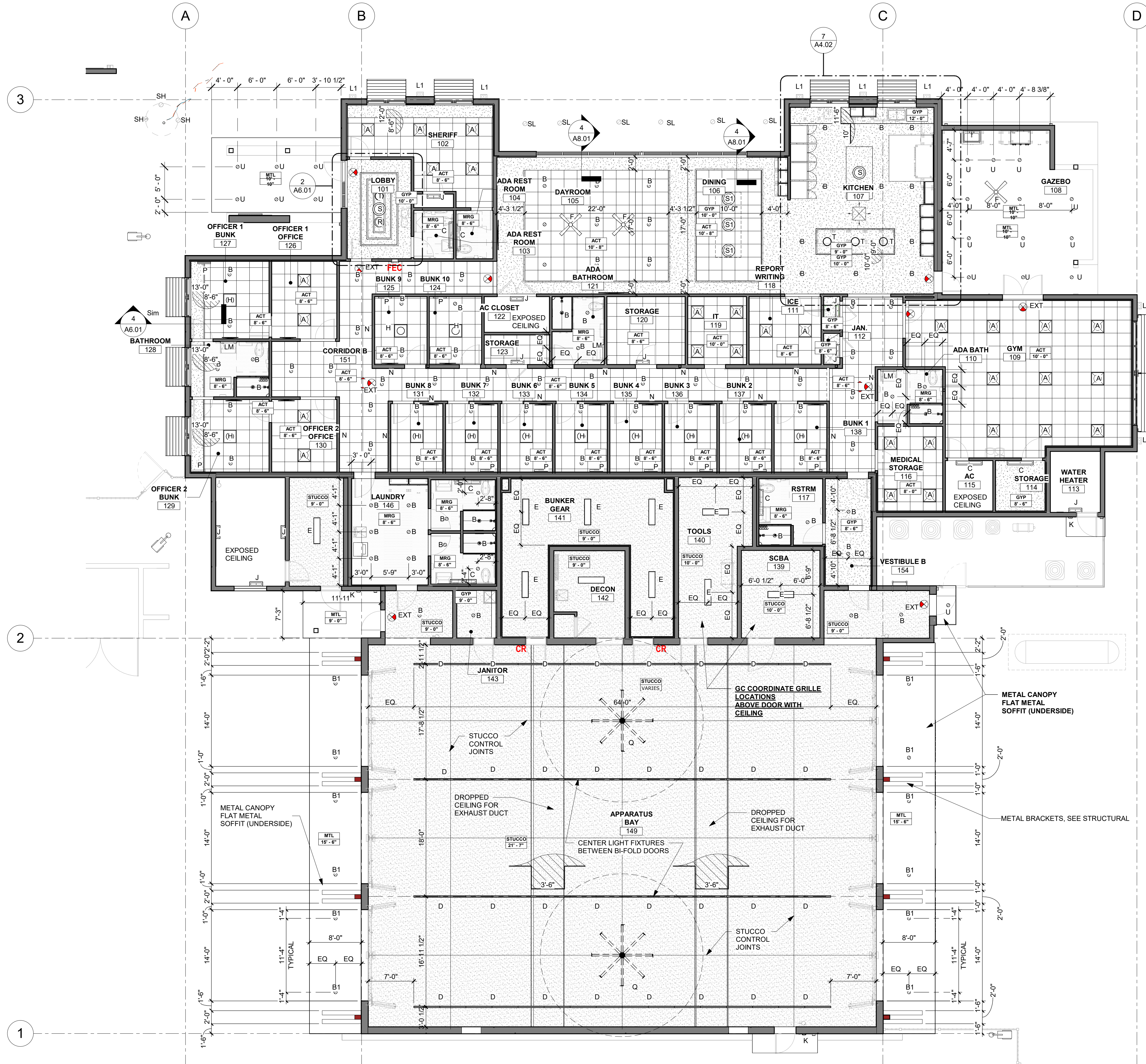
THESE DRAWINGS ARE PREPARED PER ESTABLISHED INDUSTRY STANDARDS AND REPRESENT THE ARCHITECT AND ENGINEERS DESIGN CONCEPT. THEY ARE NOT INTENDED TO PROVIDE EVERY DETAIL OR CONDITION REQUIRED TO CONSTRUCT THE BUILDING. THE CONTRACTOR THROUGH SUBMITTALS AND OTHER COORDINATION EFFORTS IS FULLY RESPONSIBLE FOR PROVIDING A COMPLETE AND OPERATIONAL BUILDING WHETHER INDICATED ON THE PLANS OR NOT.

DRAWING TITLE
REFLECTED CEILING PLAN
 DATE: _____ DRAWN BY: CP
 JOB NUMBER: 230103
 DRAWING NUMBER:

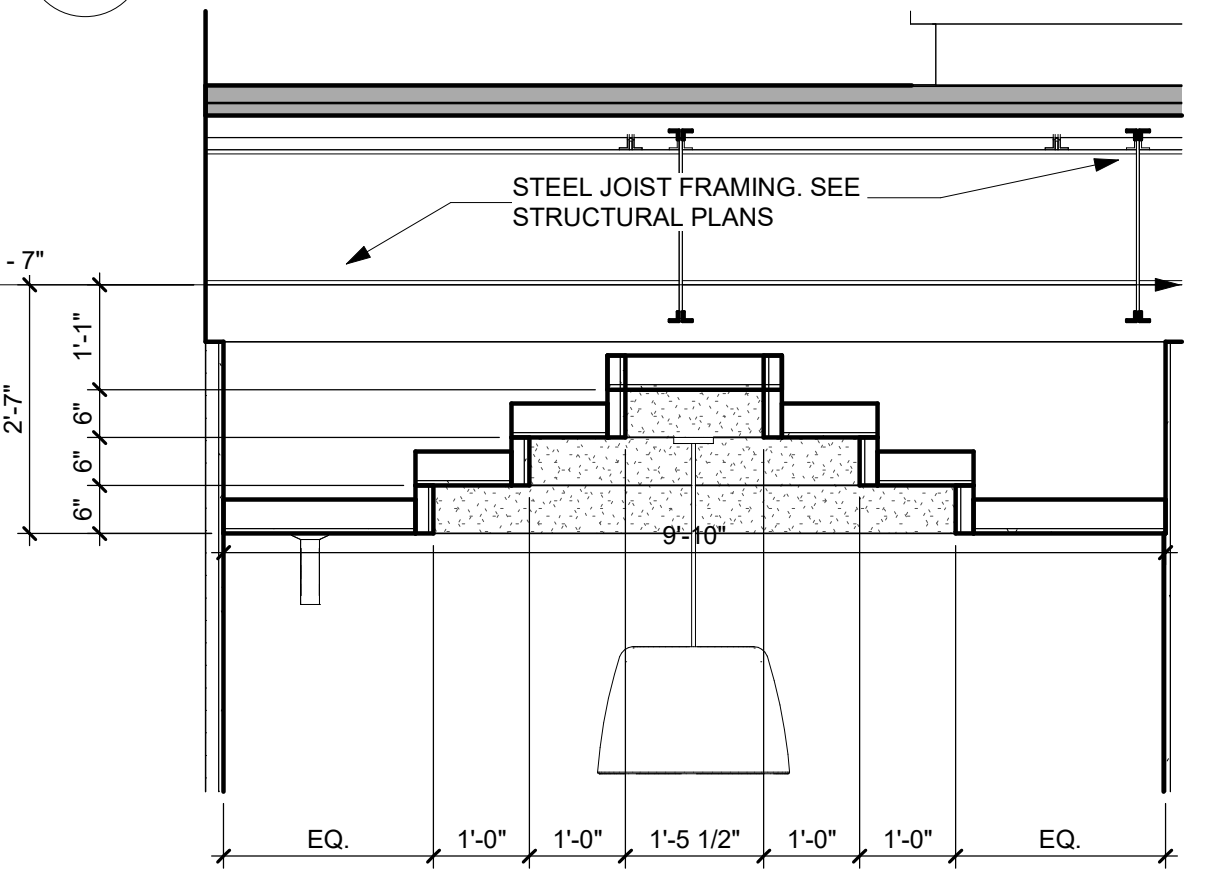
A6.01

CEILING SCHEDULE		
MARK	DESCRIPTION	MANUFACTURER
ACT	USG 2X2 X 3/4" SLT. MARS 86785 W/ 15/16" GRID	
GYP	5/8" GYPSUM BOARD ATTACHED TO MTL FRAMING	
MRG	MOISTURE RESISTANT GYPSUM BOARD	
MTL	12" WIDE LIGHT GAUGE ALUMINUM PANEL SOFFIT RAL 3001	
STUCCO	STUCCO, PAINT AS SCHEDULED	

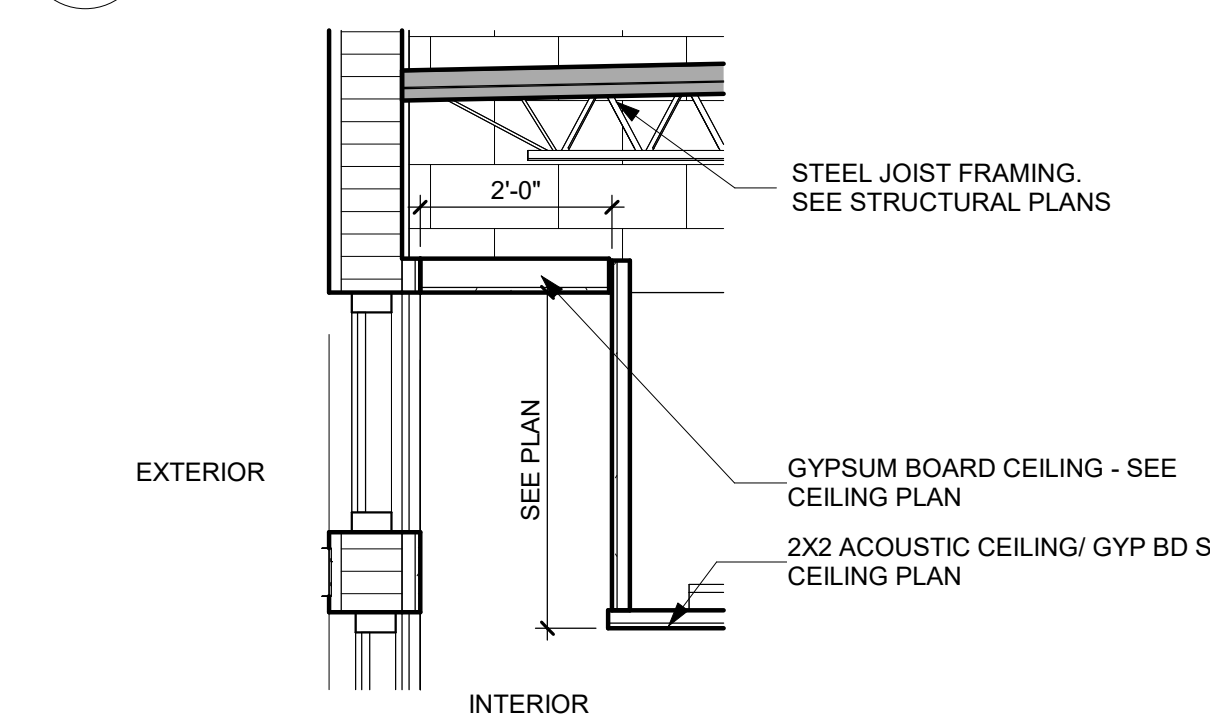
LIGHTING FIXTURE SCHEDULE		
MARK	MANUFACTURER	DESCRIPTION
A	LITHONIA	2'-0" x 2'-0" RECESSED LED TROFFER
B	LITHONIA	LED DOWNLIGHT
B1	INTERLUX	LED DOWNLIGHT COORDINATE INSTALLATION WITH MTL CANOPY MANUF.
C	LITHONIA	WALL MOUNTED LIGHT (SEE ELEC. DWGS.)
D	STARTEK	LED PENDANT APPARATUS BAY LIGHTING
E	LITHONIA	CEILING MOUNTED UTILITY LIGHT
EXT		EXIT SIGN
F	HUNTER-KENNICOTT	44" CEILING FAN
H	SPT	FLUSH MOUNT CEILING FAN BY SPT OR EQUAL
J	LITHONIA	WALL MOUNTED LIGHT
K	Acuity Brands Lighting	WALL PACK, MOUNT 7'-0" A.F.F.
L1	VIVID LED	UPLIGHT-TWILIGHT Z1 YK
LM	MATRIX	LIGHTED MIRROR. SEE ELECTRICAL
N	CW COLE	STEP DOWNLIGHT 18" A.F.F
P	LLIA	BUNK READING LIGHT
Q	Big Ass Fans	E-SERIES 10 FT WITH BLACK FINISH
R	Brownlee Lighting Inc.	BARREL PENDANT -19 INCHES
S	Brownlee Lighting Inc.	BARREL PENDANT -24 INCHES
SH	Brownlee Lighting Inc.	BARREL PENDANT -24 INCHES-DIRECT/ INDIRECT
SI	HYDREL	IN GROUND FLAG POLE LIGHTS
SL	HK LIGHTING	LANDSCAPE LIGHT
T	Brownlee Lighting Inc.	BARREL PENDANT -16 INCHES
U	BY MTL CANOPY MANUF.	LED FIXTURE PROVIDED AND INSTALLED BY METAL CANOPY MANUFACTURER



2 ENLARGED LOBBY - REFLECTING CEILING PLAN
 1/4" = 1'-0"




3 LOBBY CEILING DETAIL
 1/2" = 1'-0"



4 SUN POCKET DETAIL - TYP.
 1/2" = 1'-0"

1 REFLECTING CEILING PLAN
 1/8" = 1'-0"



**CURRIE
SOWARDS
AGUILU
architects**

Architecture, Planning,
Interiors, &
Sustainable Design

AA26001584
185 NE 4TH AVENUE SUITE 101
DELRAY BEACH, FL 33483

T: (561) 276-4951 F: (561) 243-8184
E-MAIL: office@csa-architects.com

ISSUED FOR :

FLEX SUB

DRC

SPA

BIDS

PERMIT

CONSTRUCTION

SEAL



JESS M. SOWARDS
AR0013205

PROJECT TITLE

**PBCFR - FIRE
STATION 24**

2700 WESTGATE AVE.,
WEST PALM BEACH, FL.
33409

REVISIONS

NUM.	DESCRIPTION	DATE

THESE DRAWINGS ARE PREPARED PER ESTABLISHED INDUSTRY STANDARDS AND REPRESENT THE ARCHITECT AND ENGINEERS DESIGN CONCEPT. THEY ARE NOT INTENDED TO PROVIDE EVERY DETAIL OR CONDITION REQUIRED TO CONSTRUCT THE BUILDING. THE CONTRACTOR THROUGH SUBMITTALS AND OTHER COORDINATION EFFORTS IS FULLY RESPONSIBLE FOR PROVIDING A COMPLETE AND OPERATIONAL BUILDING WHETHER INDICATED ON THE PLANS OR NOT.

DRAWING TITLE

**BUILDING
SECTIONS**

DATE

DRAWN BY

CP

JOB NUMBER

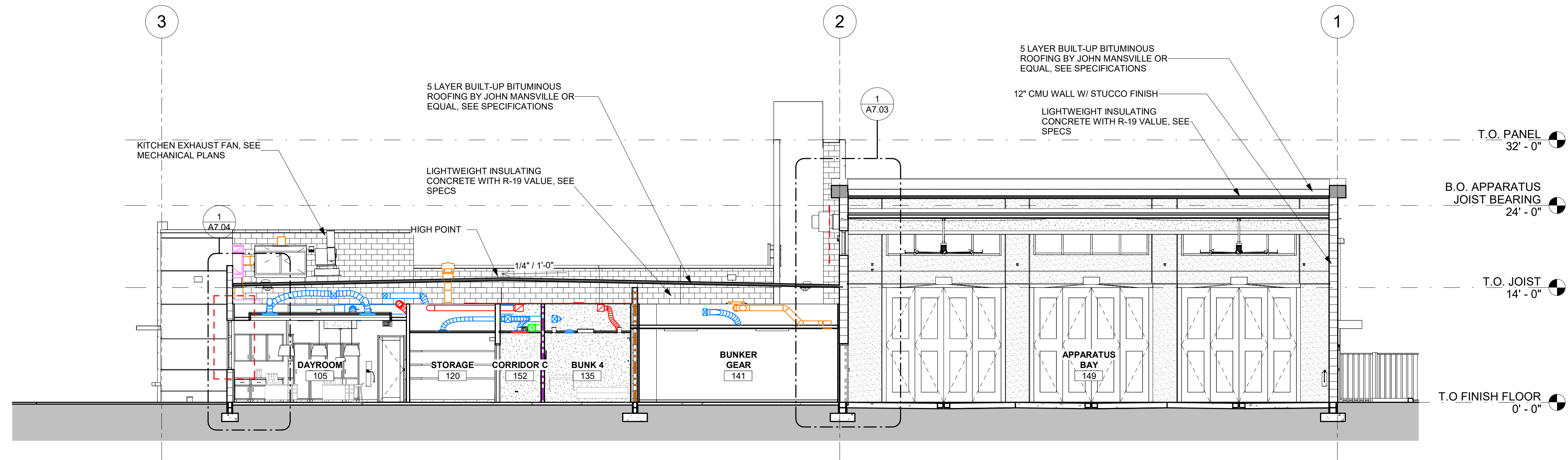
230103

DRAWING NUMBER

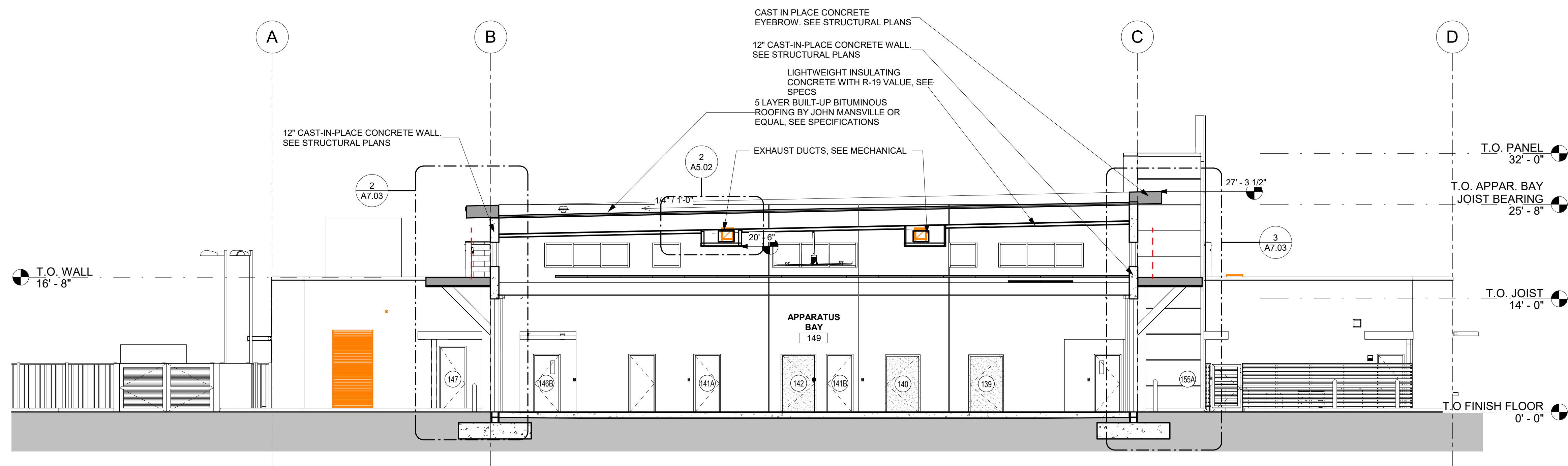
A7.01

ISSUE FOR PERMIT


03.07.25



1
A7.01
1/8" = 1'-0"



2
A7.01
1/8" = 1'-0"



**CURRIE
SOWARDS
AGUILA**
architects

Architecture, Planning,
Interiors, &
Sustainable Design

AA26001584

185 NE 4TH AVENUE SUITE 101
DELRAY BEACH, FL 33483

T: (561) 276-4951 F: (561) 243-8184
E-MAIL: office@csa-architects.com

ISSUED FOR :

FLEX SUB

DRC

SPA

BIDS

PERMIT

CONSTRUCTION

SEAL



JESS M. SOWARDS
AR0013205

PROJECT TITLE

**PBCFR - FIRE
STATION 24**

2700 WESTGATE AVE.,
WEST PALM BEACH, FL.
33409

REVISIONS

NUM.	DESCRIPTION	DATE

PRE-ENGINEERED METAL SUN
SHADE, SUBMIT SHOP DRAWINGS
12" CAST-IN-PLACE CONCRETE WALL.
SEE STRUCTURAL PLANS

T.O. FINISH FLOOR
0' - 0"

IMPACT RESISTANT STOREFRONT
WINDOWS - LEVEL E

ISSUE FOR PERMIT

THESE DRAWINGS ARE PREPARED PER
ESTABLISHED INDUSTRY STANDARDS AND
REPRESENT THE ARCHITECT AND
ENGINEERS DESIGN CONCEPT. THEY ARE
NOT INTENDED TO PROVIDE EVERY
DETAIL OR CONDITION REQUIRED TO
CONSTRUCT THE BUILDING. THE
CONTRACTOR THROUGH SUBMITTALS
AND OTHER COORDINATION EFFORTS IS
FULLY RESPONSIBLE FOR PROVIDING A
COMPLETE AND OPERATIONAL BUILDING
WHETHER INDICATED ON THE PLANS OR
NOT.

DRAWING TITLE

**BUILDING
SECTIONS**

DATE

DRAWN BY

CP

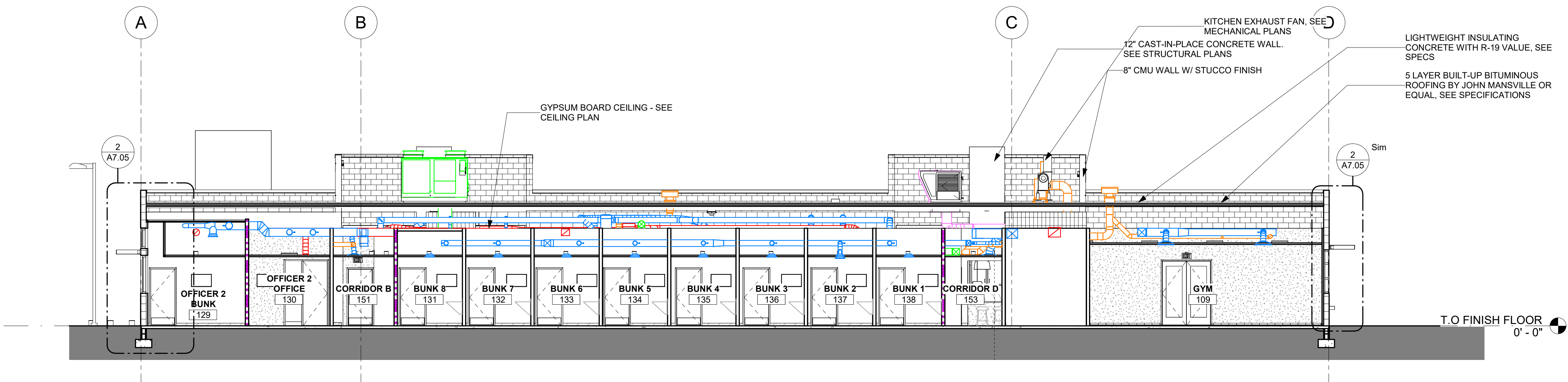
JOB NUMBER

230103

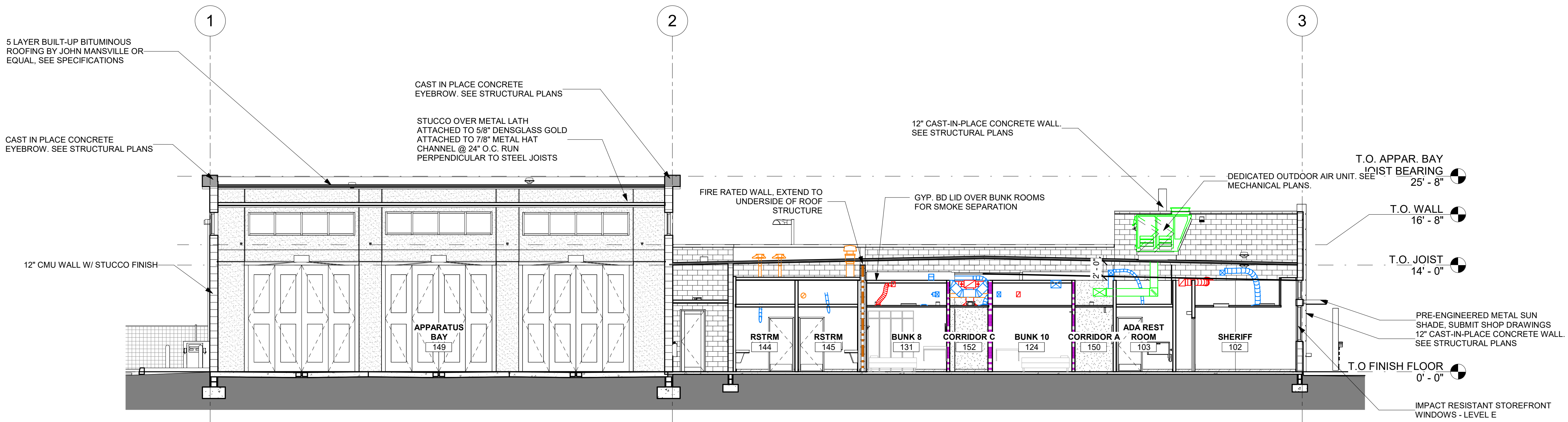
DRAWING NUMBER

A7.02

03.07.25




1
A7.02 **CROSS-SECTION- LIVING AREAS**
1/8" = 1'-0"



2
A7.02 **LONGITUDINAL SECTION 2**
1/8" = 1'-0"

THIS DOCUMENT IS THE PROPERTY OF CURRIE SOWARDS AGUILA ARCHITECTS INC. ALL RIGHTS ARE RESERVED. ANY POSSESSION, REPRODUCTION OR OTHER USE OF THIS DOCUMENT, WITHOUT THE WRITTEN CONSENT OF CURRIE SOWARDS AGUILA ARCHITECTS INC., IS PROHIBITED.
3/7/2025 12:54:28 PM



**CURRIE
SOWARDS
AGUILA**
architects

Architecture, Planning,
Interiors, &
Sustainable Design

AA26001584

185 NE 4TH AVENUE SUITE 101
DELRAY BEACH, FL 33483

T: (561) 276-4951 F: (561) 243-8184
E-MAIL: office@csa-architects.com

ISSUED FOR :

FLEX SUB

DRC

SPA

BIDS

PERMIT

CONSTRUCTION

SEAL



JESS M. SOWARDS
AR0013205

PROJECT TITLE

**PBCFR - FIRE
STATION 24**

2700 WESTGATE AVE.,
WEST PALM BEACH, FL.
33409

REVISIONS

NUM.	DESCRIPTION	DATE

ISSUE FOR PERMIT

THESE DRAWINGS ARE PREPARED PER ESTABLISHED INDUSTRY STANDARDS AND REPRESENT THE ARCHITECT AND ENGINEERS DESIGN CONCEPT. THEY ARE NOT INTENDED TO PROVIDE EVERY DETAIL OR CONDITION REQUIRED TO CONSTRUCT THE BUILDING. THE CONTRACTOR THROUGH SUBMITTALS AND OTHER COORDINATION EFFORTS IS FULLY RESPONSIBLE FOR PROVIDING A COMPLETE AND OPERATIONAL BUILDING WHETHER INDICATED ON THE PLANS OR NOT.

DRAWING TITLE

WALL SECTIONS

DATE

DRAWN BY

CP

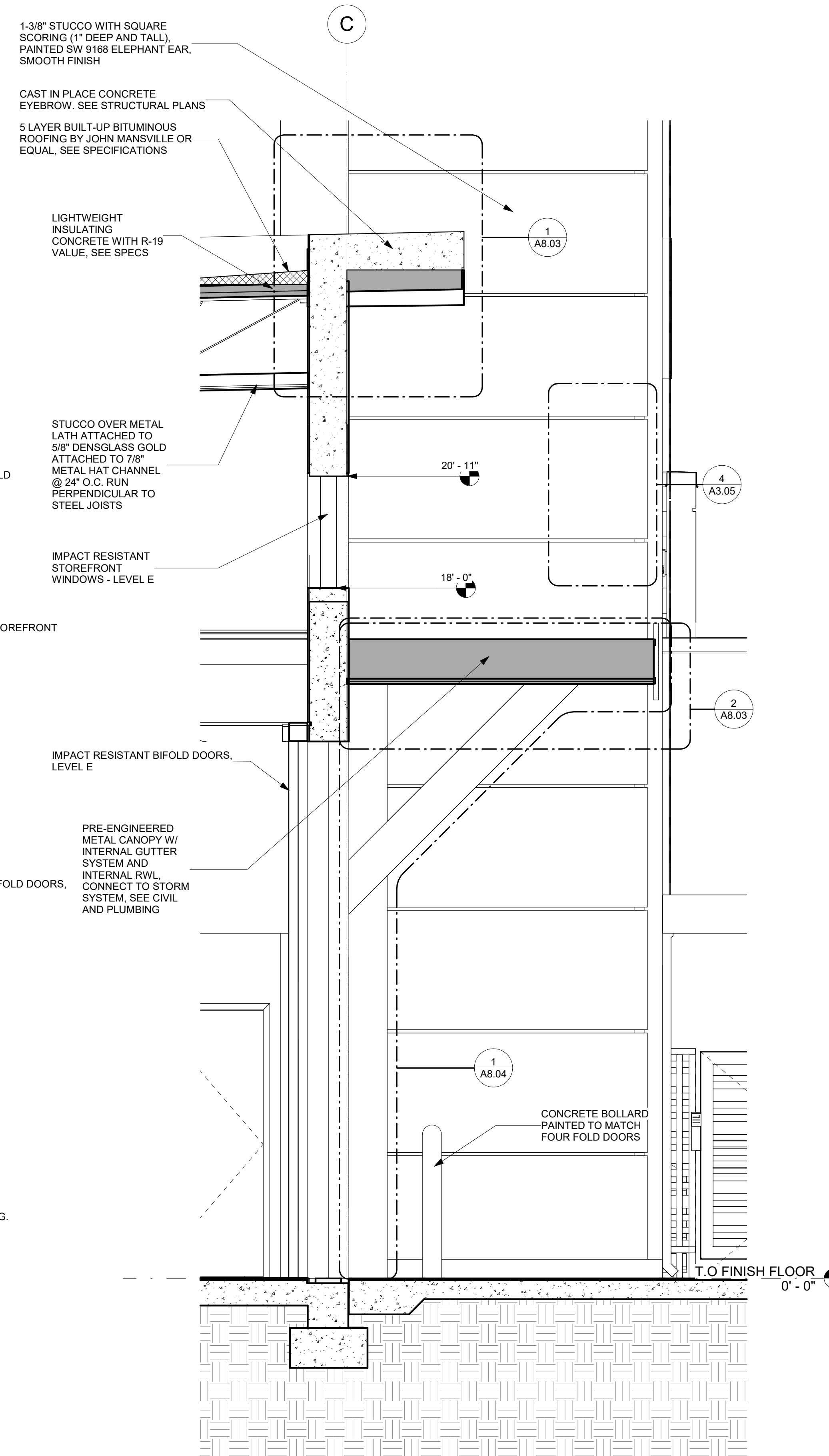
JOB NUMBER

230103

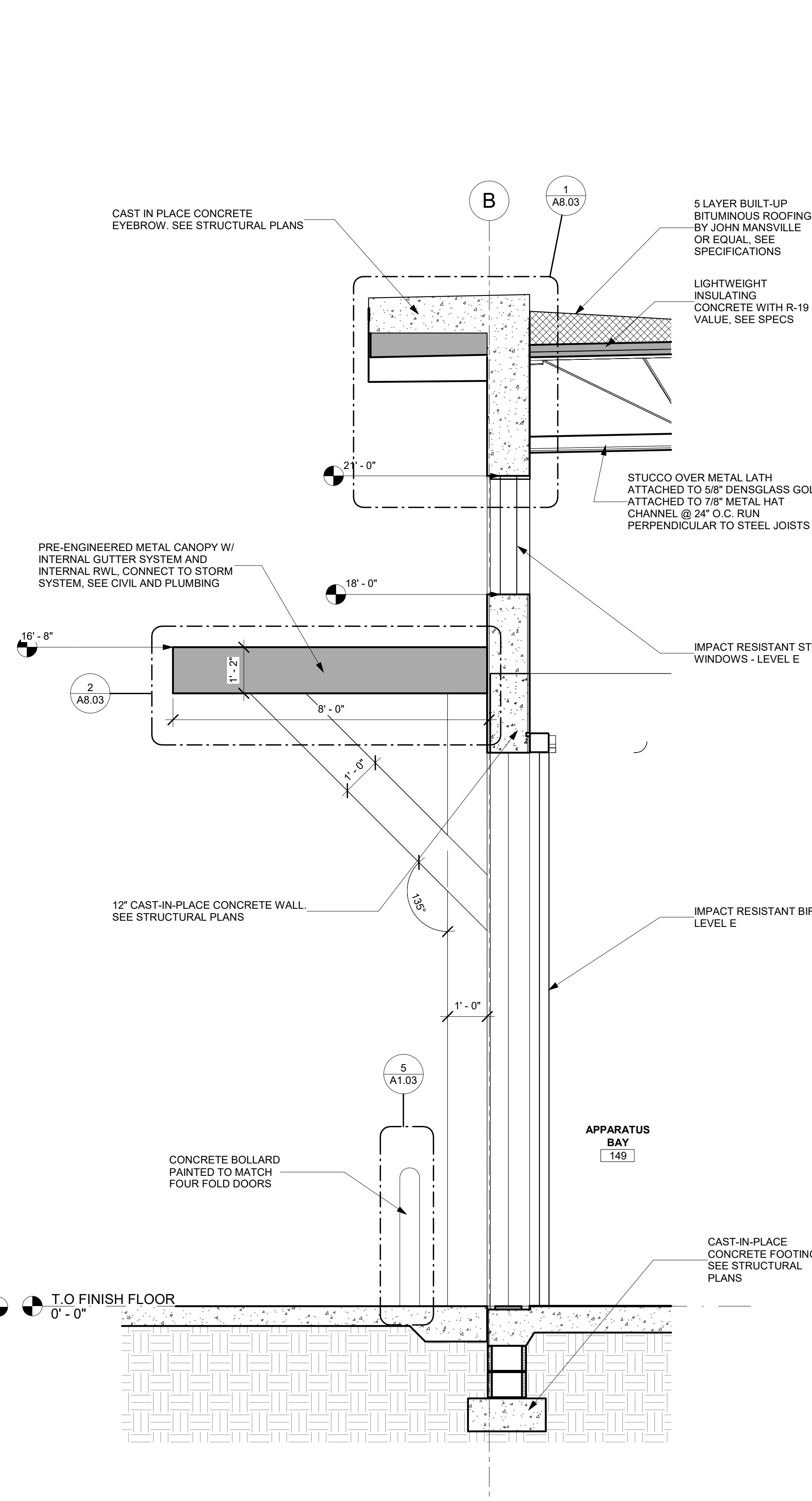
DRAWING NUMBER

03.07.25

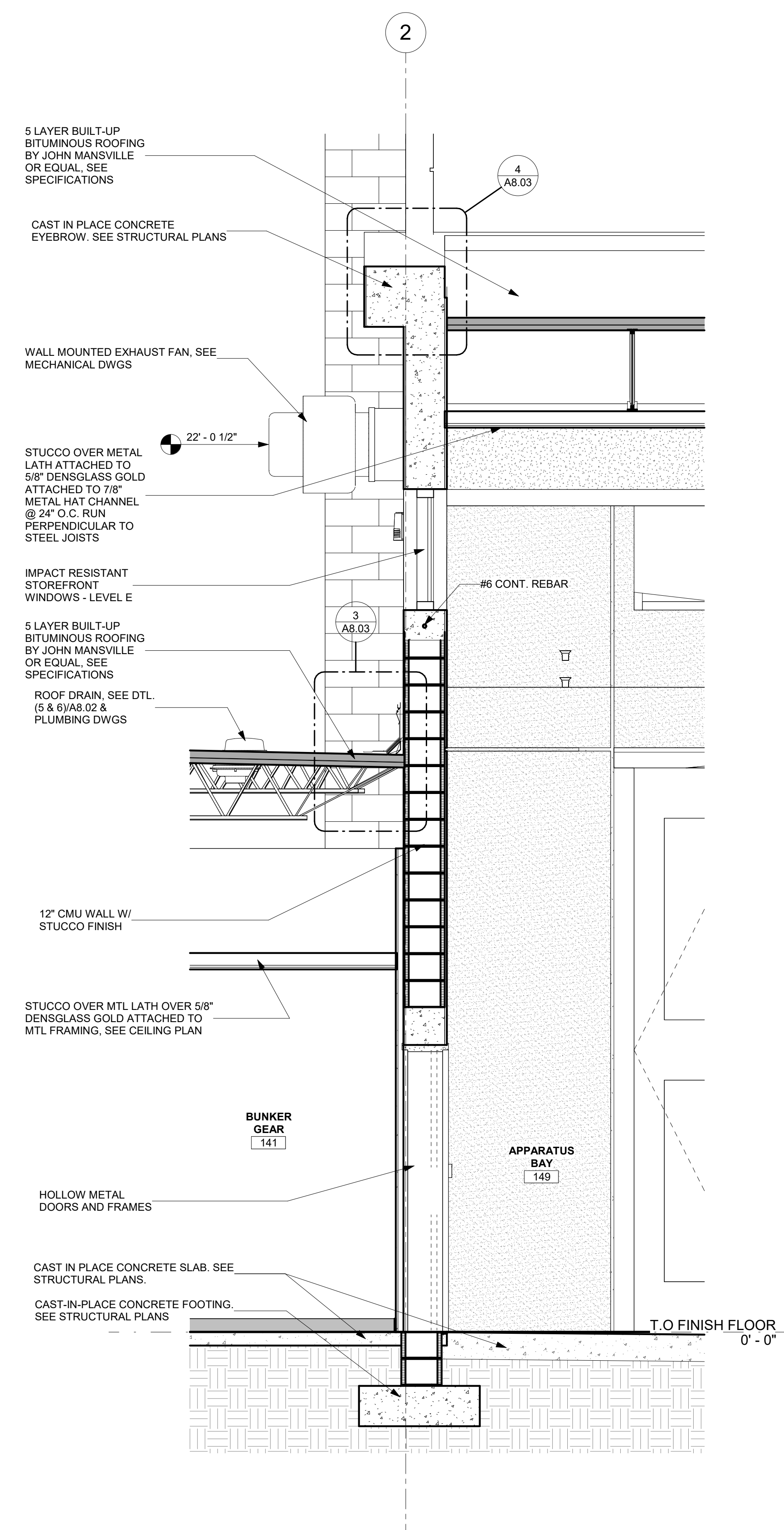
A7.03



3 WALL SECTION @ EAST APPARATUS BAY DOORS
A7.03 1/2" = 1'-0"



2 WALL SECTION @ WEST APPARATUS BAY DOORS
A7.03 1/2" = 1'-0"



1 WALL SECTION @ FLAT ROOF & APPARATUS BAY
A7.03 1/2" = 1'-0"

THIS DOCUMENT IS THE PROPERTY OF CURRIE SOWARDS AGUILA ARCHITECTS INC. ALL RIGHTS ARE RESERVED. ANY POSSESSION, REPRODUCTION OR OTHER USE OF THIS DOCUMENT, WITHOUT THE WRITTEN CONSENT OF CURRIE SOWARDS AGUILA ARCHITECTS INC., IS PROHIBITED. 3/7/2025 12:54:30 PM



**CURRIE
SOWARDS
AGUILA**
architects

Architecture, Planning,
Interiors, &
Sustainable Design

AA26001584
185 NE 4TH AVENUE SUITE 101
DELRAY BEACH, FL 33483

T: (561) 276-4951 F: (561) 243-8184
E-MAIL: office@csa-architects.com

ISSUED FOR :

FLEX SUB

DRC

SPA

BIDS

PERMIT

CONSTRUCTION

SEAL



JESS M. SOWARDS
AR0013205

PROJECT TITLE

**PBCFR - FIRE
STATION 24**

2700 WESTGATE AVE.,
WEST PALM BEACH, FL.
33409

REVISIONS

NUM.	DESCRIPTION	DATE
109		

ISSUE FOR PERMIT

THESE DRAWINGS ARE PREPARED PER ESTABLISHED INDUSTRY STANDARDS AND REPRESENT THE ARCHITECT AND ENGINEERS DESIGN CONCEPT. THEY ARE NOT INTENDED TO PROVIDE EVERY DETAIL OR CONDITION REQUIRED TO CONSTRUCT THE BUILDING. THE CONTRACTOR THROUGH SUBMITTALS AND OTHER COORDINATION EFFORTS IS FULLY RESPONSIBLE FOR PROVIDING A COMPLETE AND OPERATIONAL BUILDING WHETHER INDICATED ON THE PLANS OR NOT.

DRAWING TITLE

WALL SECTIONS

DATE

DRAWN BY

CP

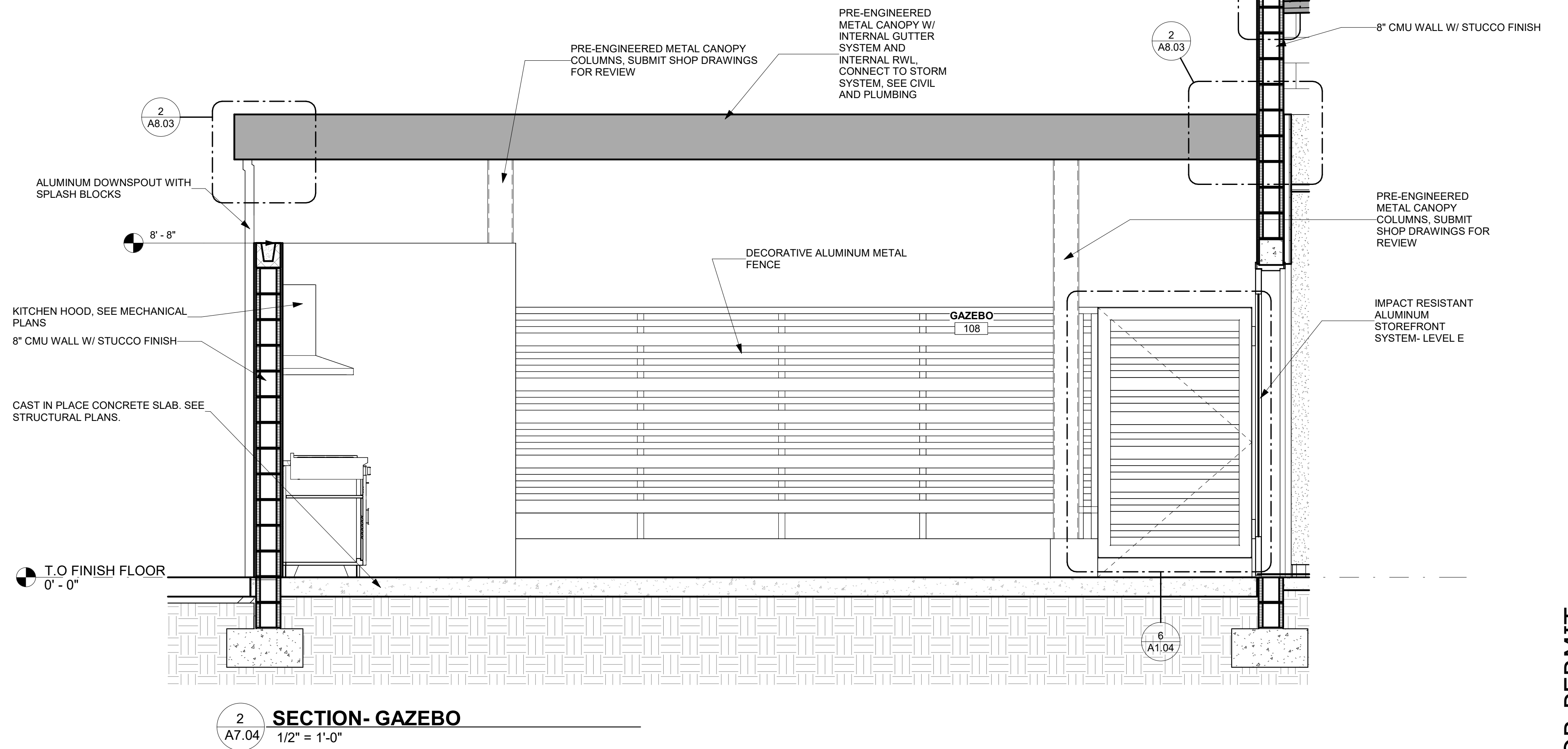
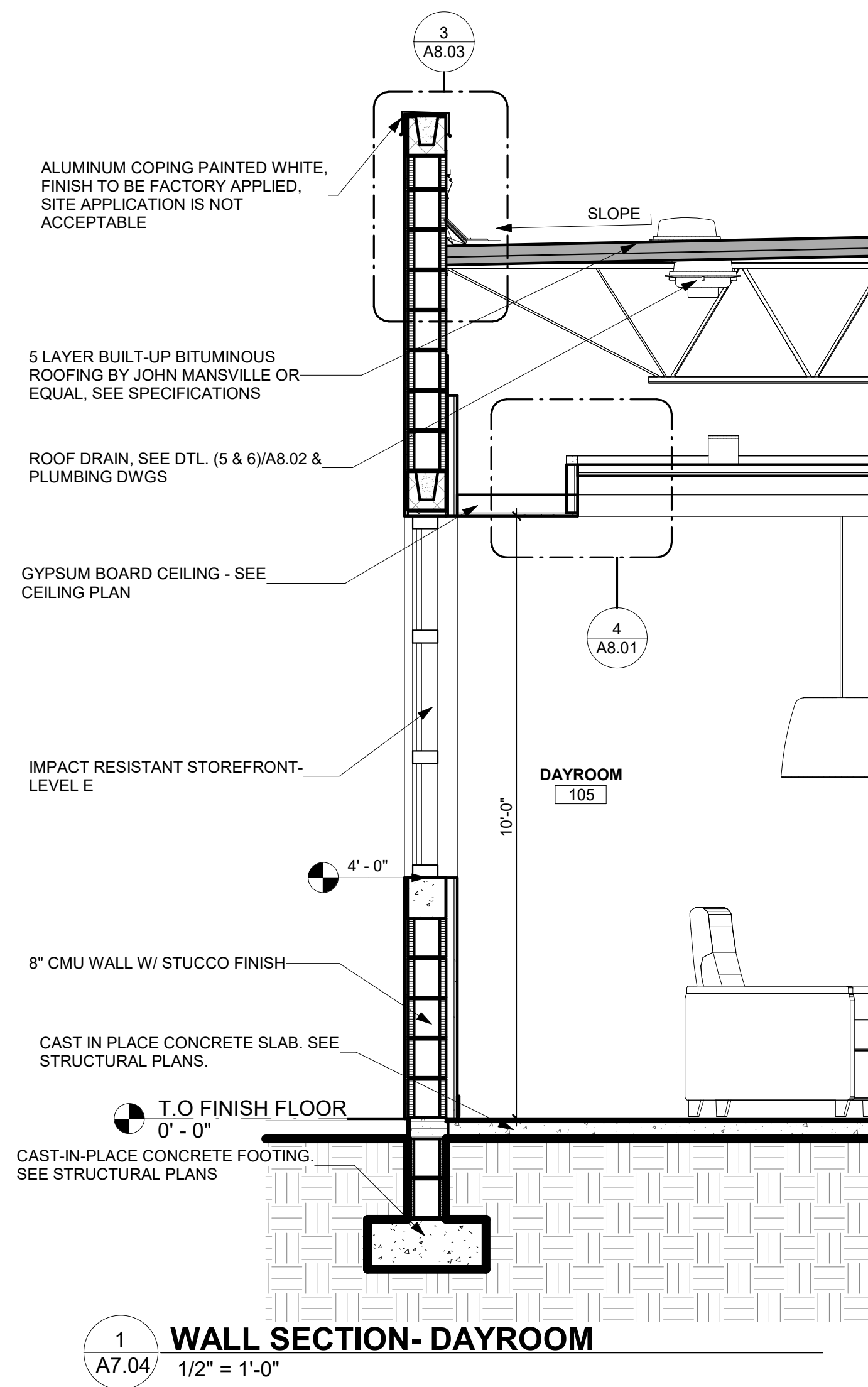
JOB NUMBER

230103


DRAWING NUMBER

A7.04

03.07.25



THIS DOCUMENT IS THE PROPERTY OF CURRIE SOWARDS AGUILA ARCHITECTS INC. ALL RIGHTS ARE RESERVED. ANY POSSESSION, REPRODUCTION OR OTHER USE OF THIS DOCUMENT, WITHOUT THE WRITTEN CONSENT OF CURRIE SOWARDS AGUILA ARCHITECTS INC., IS PROHIBITED. 3/7/2025 12:54:31 PM



**CURRIE
SOWARDS
AGUILU
architects**

Architecture, Planning,
Interiors, &
Sustainable Design

AA26001584

185 NE 4TH AVENUE SUITE 101
DELRAY BEACH, FL 33483

T: (561) 276-4951 F: (561) 243-8184
E-MAIL: office@csa-architects.com

ISSUED FOR :

FLEX SUB

DRC

SPA

BIDS

PERMIT

CONSTRUCTION

SEAL



JESS M. SOWARDS
AR0013205

PROJECT TITLE

**PCFR - FIRE
STATION 24**

2700 WESTGATE AVE.,
WEST PALM BEACH, FL.
33409

REVISIONS

NUM.	DESCRIPTION	DATE

THESE DRAWINGS ARE PREPARED PER ESTABLISHED INDUSTRY STANDARDS AND REPRESENT THE ARCHITECT AND ENGINEERS DESIGN CONCEPT. THEY ARE NOT INTENDED TO PROVIDE EVERY DETAIL OR CONDITION REQUIRED TO CONSTRUCT THE BUILDING. THE CONTRACTOR THROUGH SUBMITTALS AND OTHER COORDINATION EFFORTS IS FULLY RESPONSIBLE FOR PROVIDING A COMPLETE AND OPERATIONAL BUILDING WHETHER INDICATED ON THE PLANS OR NOT.

DRAWING TITLE

WALL SECTIONS

DATE

DRAWN BY

CP

JOB NUMBER

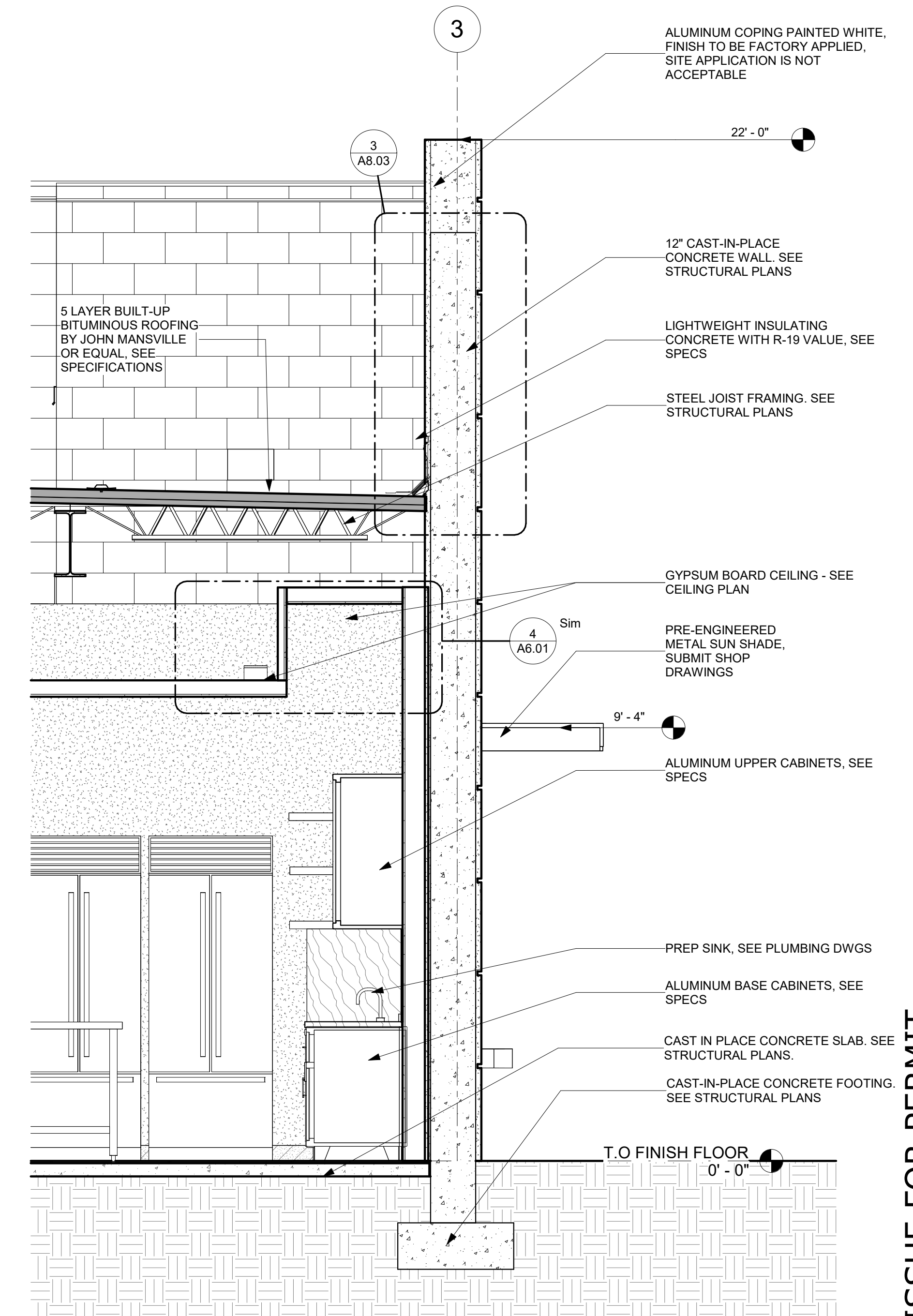
230103

DRAWING NUMBER

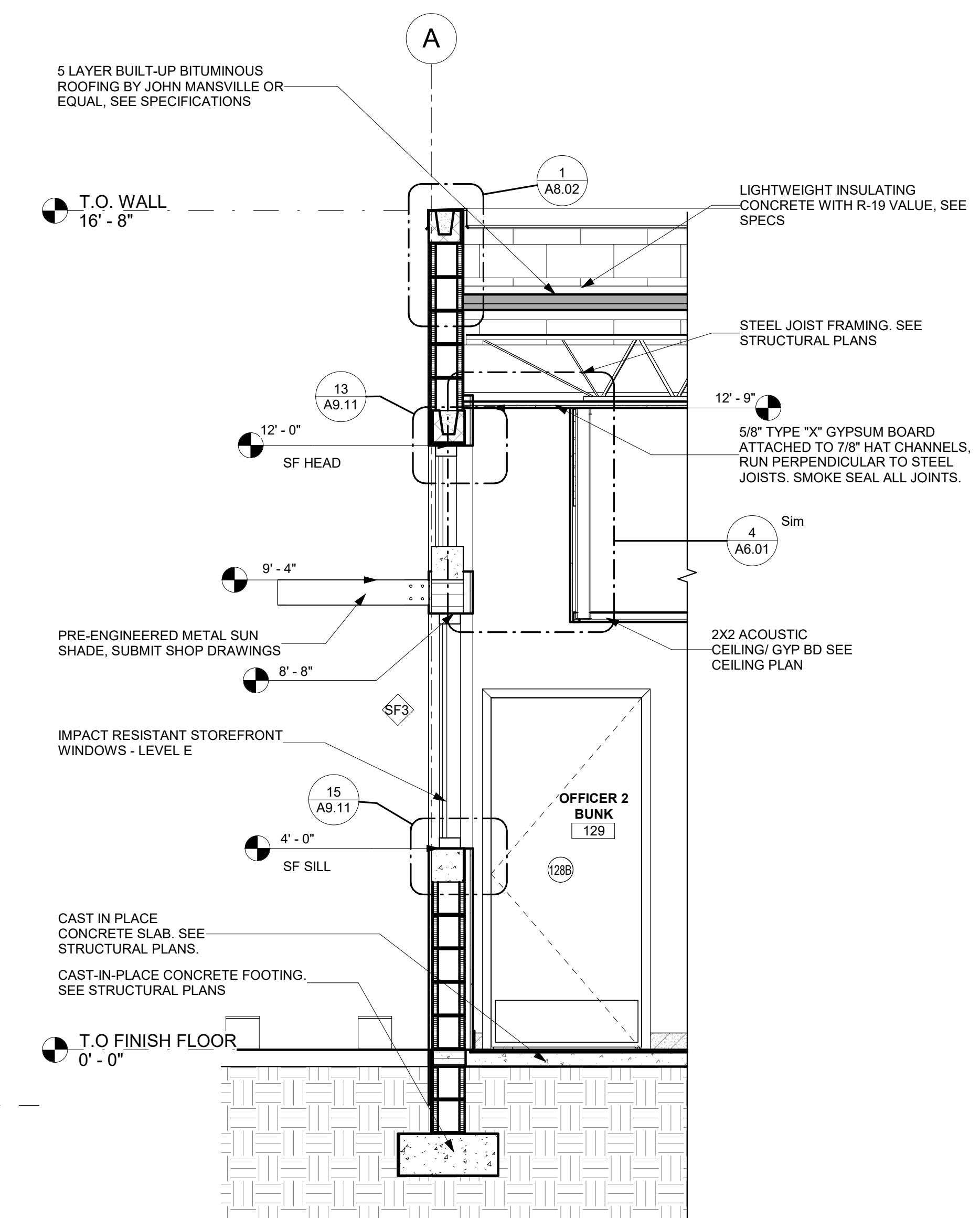
A7.05

ISSUE FOR PERMIT

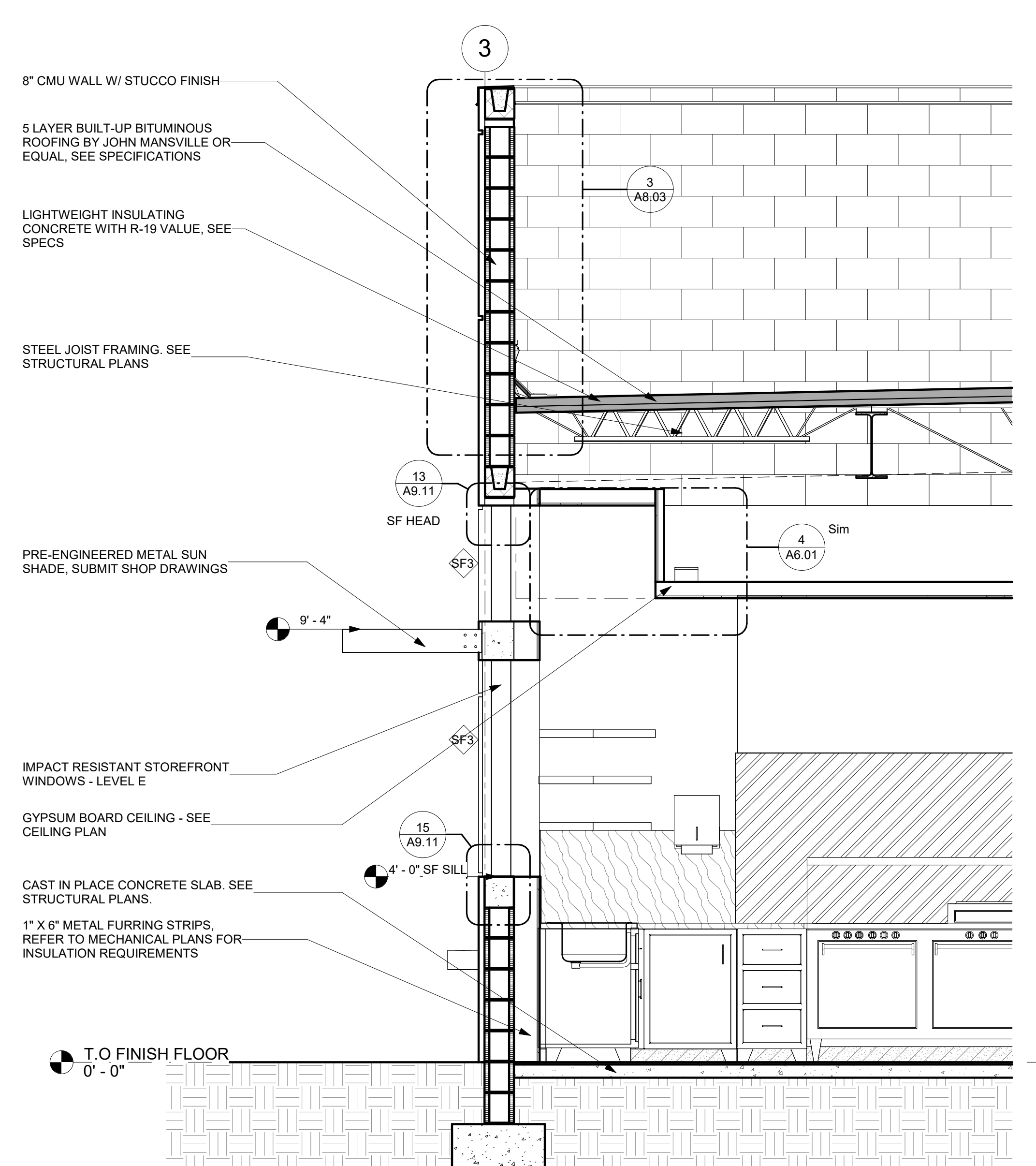
03.07.25



1 WALL SECTION @ C.I.P. WALL
A7.05 1/2" = 1'-0"




2 WALL SECTION - OFFICER BUNK
A7.05 1/2" = 1'-0"



3 WALL SECTION @ KITCHEN
A7.05 1/2" = 1'-0"

THIS DOCUMENT IS THE PROPERTY OF CURRIE SOWARDS AGUILU ARCHITECTS INC. ALL RIGHTS ARE RESERVED. ANY POSSESSION, REPRODUCTION OR OTHER USE OF THIS DOCUMENT, WITHOUT THE WRITTEN CONSENT OF CURRIE SOWARDS AGUILU ARCHITECTS INC., IS PROHIBITED.
3/7/2025 2:41:27 PM



**CURRIE
SOWARDS
AGUILA**
architects

Architecture, Planning,
Interiors, &
Sustainable Design

AA26001584
185 NE 4TH AVENUE SUITE 101
DELRAY BEACH, FL 33483

T: (561) 276-4951 F: (561) 243-8184
E-MAIL: office@csa-architects.com

ISSUED FOR :

FLEX SUB

DRC

SPA

BIDS

PERMIT

CONSTRUCTION

SEAL



JESS M. SOWARDS
AR0013205

PROJECT TITLE

**PBCFR - FIRE
STATION 24**

2700 WESTGATE AVE.,
WEST PALM BEACH, FL.
33409

REVISIONS

NUM.	DESCRIPTION	DATE

ISSUE FOR PERMIT

THESE DRAWINGS ARE PREPARED PER ESTABLISHED INDUSTRY STANDARDS AND REPRESENT THE ARCHITECT AND ENGINEERS DESIGN CONCEPT. THEY ARE NOT INTENDED TO PROVIDE EVERY DETAIL OR CONDITION REQUIRED TO CONSTRUCT THE BUILDING. THE CONTRACTOR THROUGH SUBMITTALS AND OTHER COORDINATION EFFORTS IS FULLY RESPONSIBLE FOR PROVIDING A COMPLETE AND OPERATIONAL BUILDING WHETHER INDICATED ON THE PLANS OR NOT.

DRAWING TITLE

**INTERIOR
DETAILS**

DATE | DRAWN BY

| CP

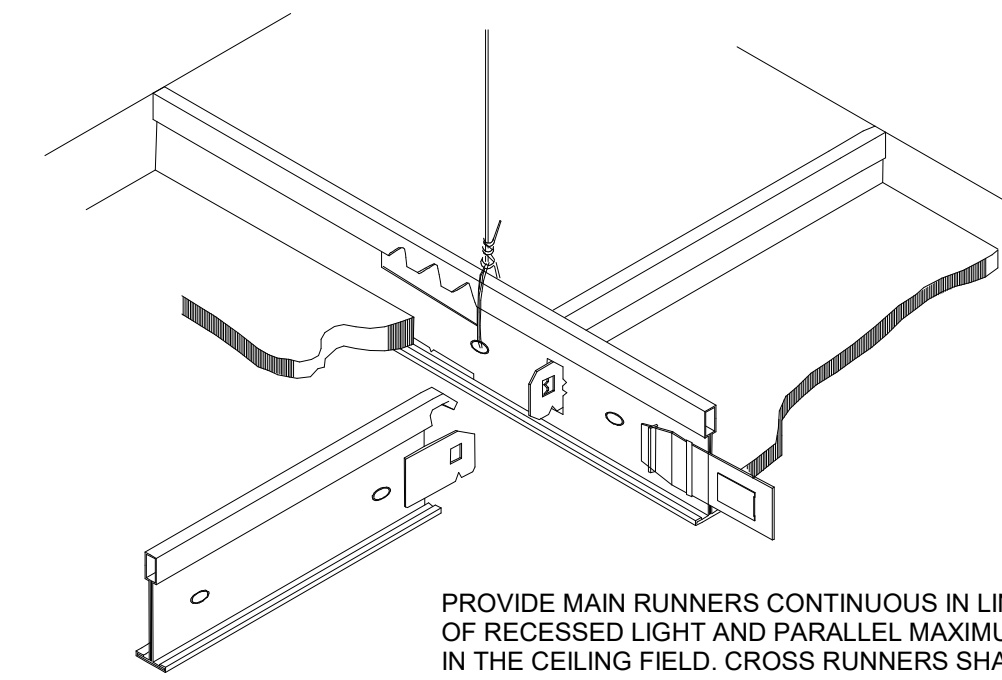
JOB NUMBER

230103

DRAWING NUMBER

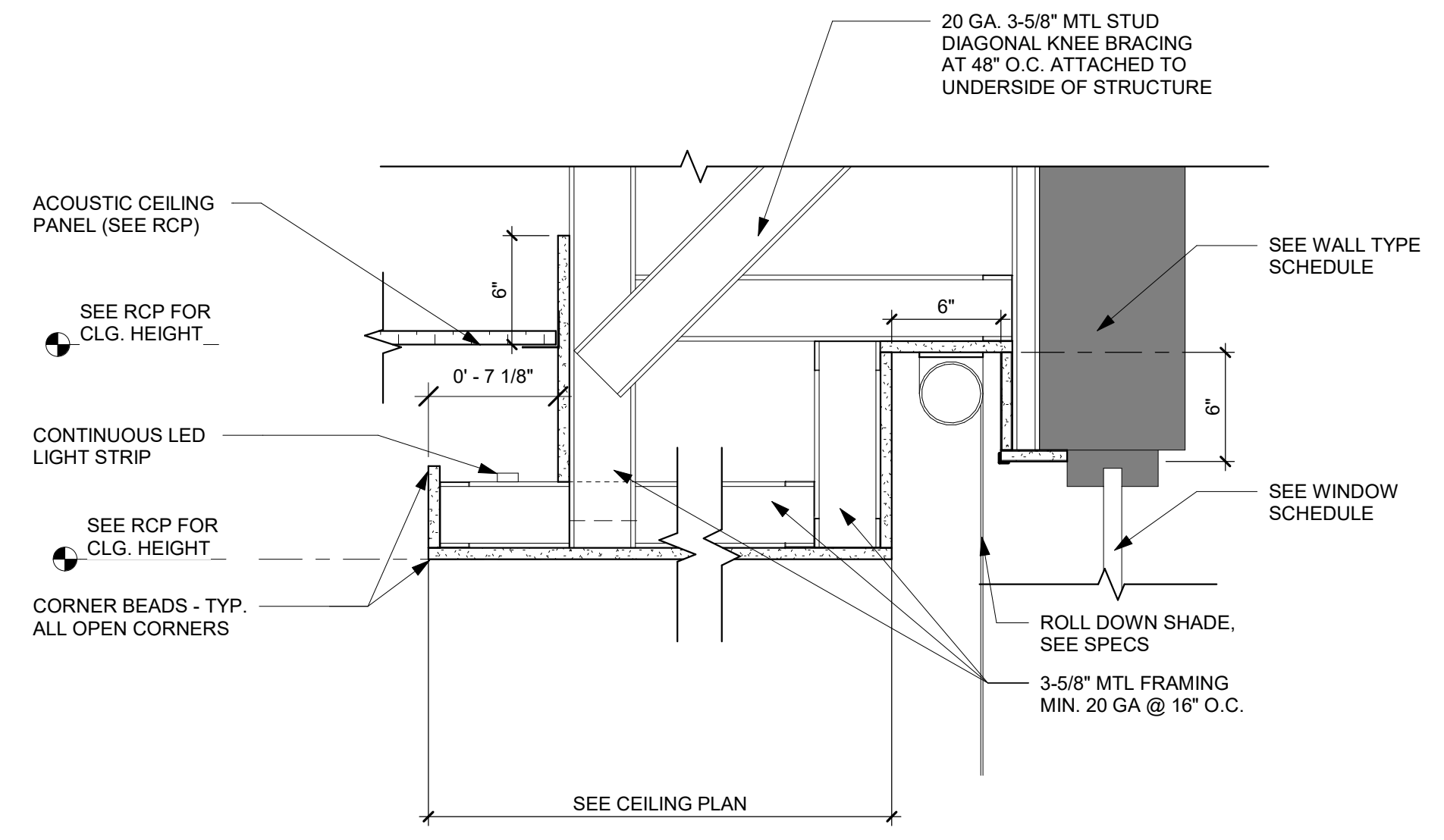
A8.01

03.07.25

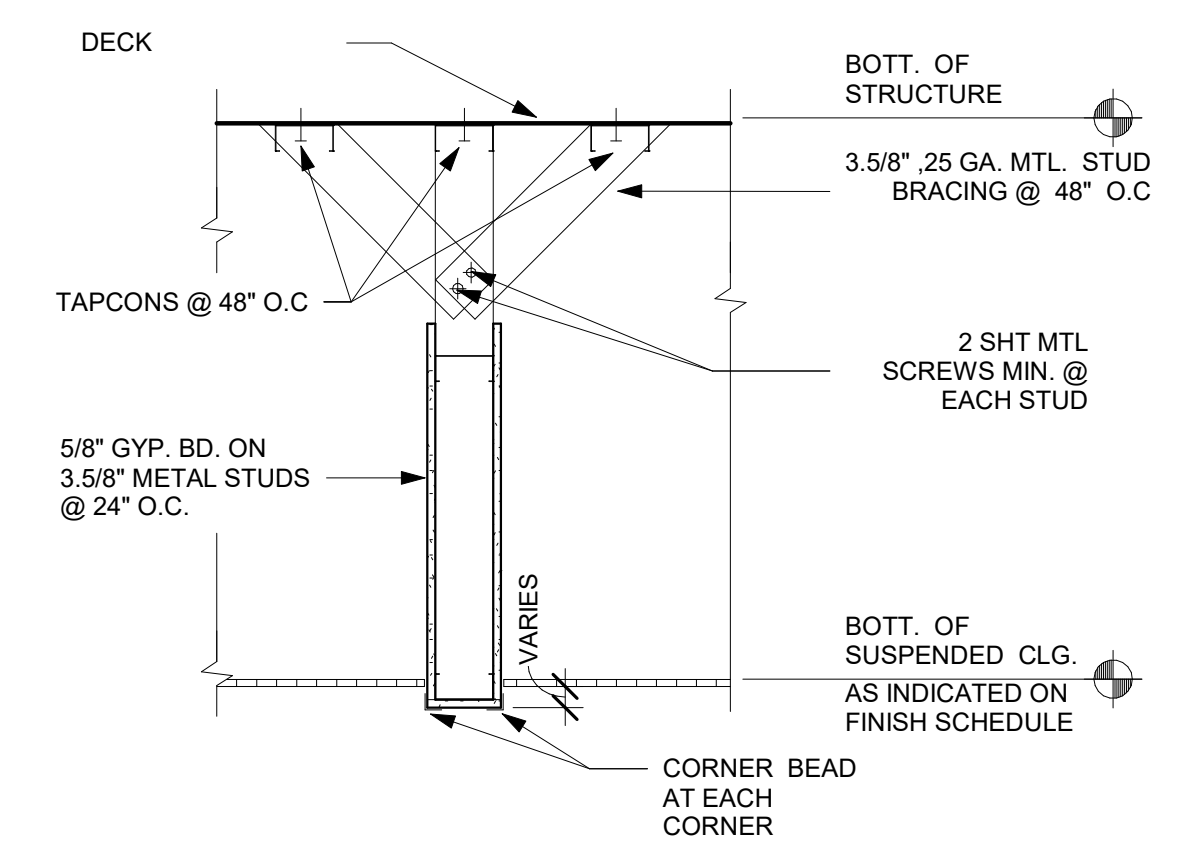


PROVIDE MAIN RUNNERS CONTINUOUS IN LINE WITH EACH SIDE OF RECESSED LIGHT AND PARALLEL MAXIMUM 4'-0" ON CENTERS IN THE CEILING FIELD. CROSS RUNNERS SHALL BE MAXIMUM 2'-0" ON CENTERS. PROVIDE ACCESSIBLE HOLD-DOWN CLIPS FOR ACOUSTIC TILES LESS THAN 1 LB./SQ. FT. PROVIDE MINIMUM 12 GAUGE GALVANIZED STEEL HANGER WIRE MAXIMUM 4'-0" ON CENTERS ALONG MAIN RUNNERS.

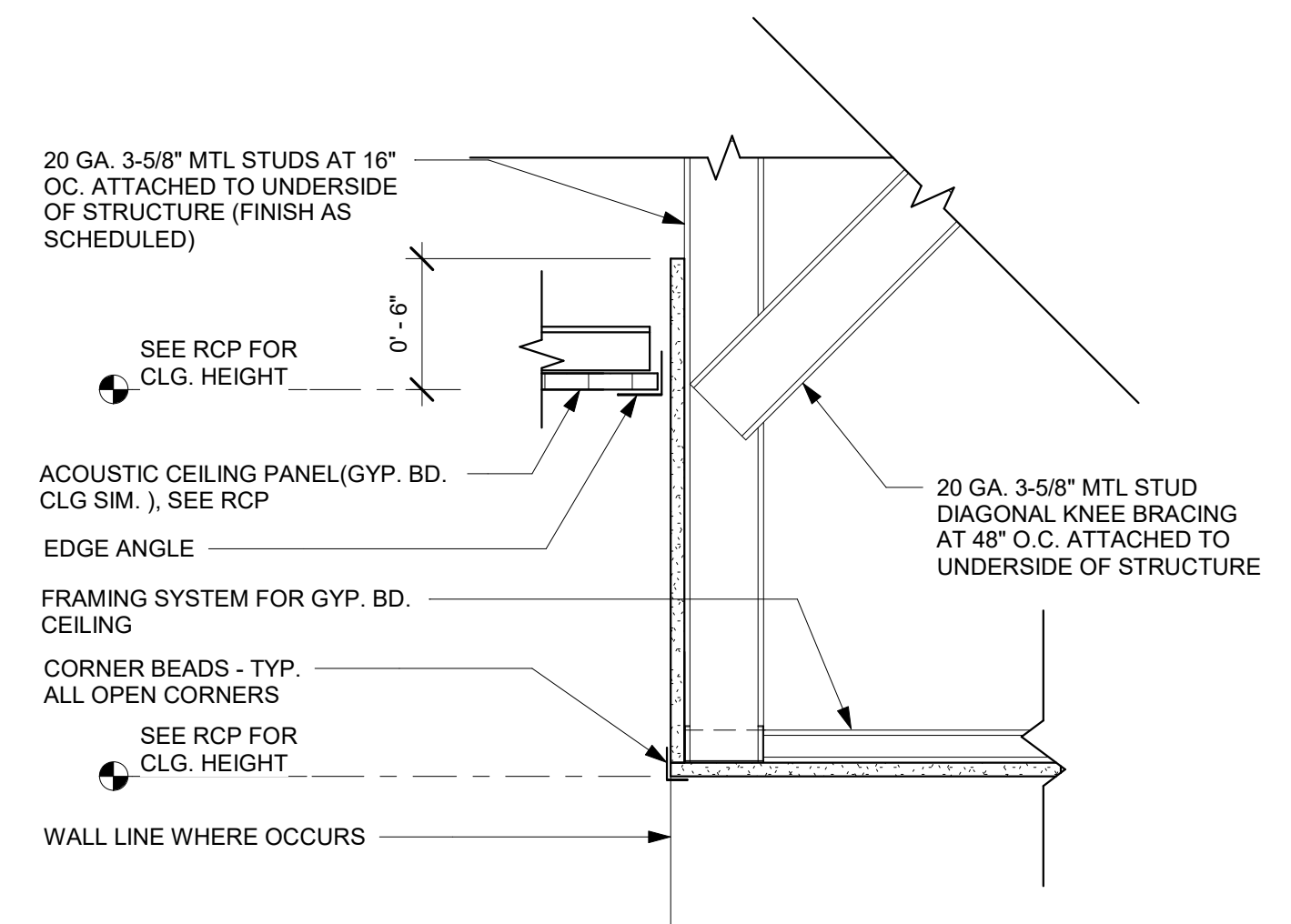
3 **DETAIL - SUSPENDED CEILING DETAIL**
A8.01 1 1/2" = 1'-0"



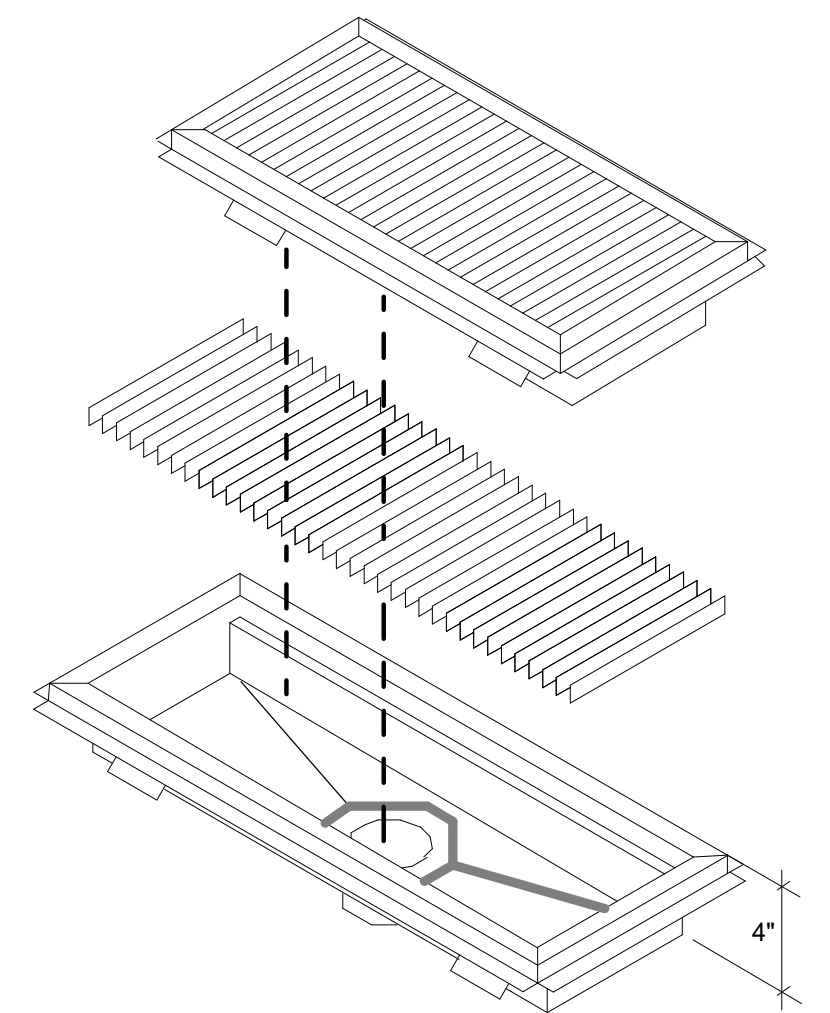
2 **LED LIGHT AND ROLL DOWN SHADE**
A8.01 1 1/2" = 1'-0"



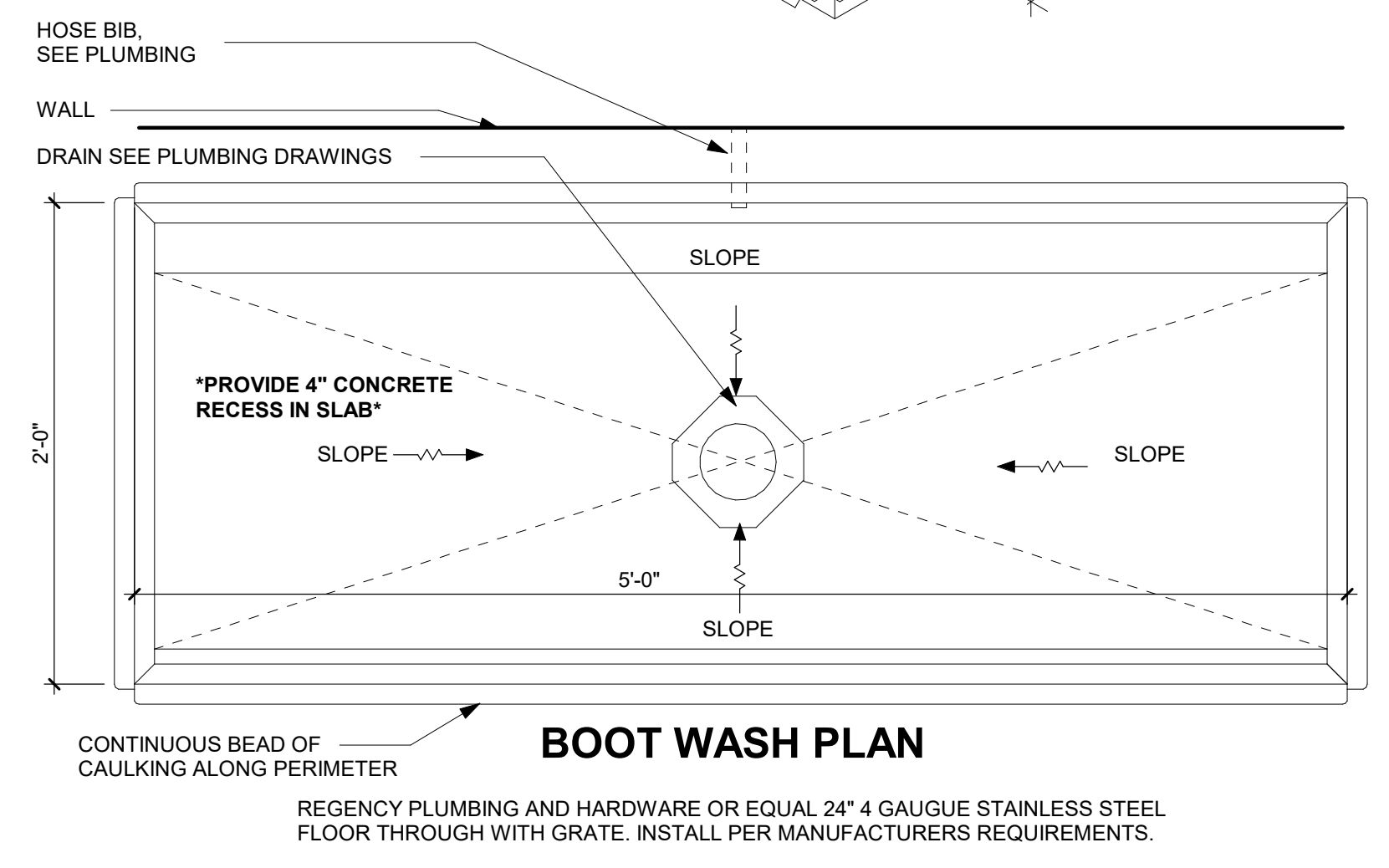
5 **DETAIL - CEILING HEADER BRACING DET.**
A8.01 1" = 1'-0"



4 **DETAIL - CEILING ACT @ SOFFIT**
A8.01 1 1/2" = 1'-0"



1 **BOOT WASH**
A8.01 1 1/2" = 1'-0"



REGENCY PLUMBING AND HARDWARE OR EQUAL 24" 4 GAUGUE STAINLESS STEEL FLOOR THROUGH WITH GRATE. INSTALL PER MANUFACTURERS REQUIREMENTS.

THIS DOCUMENT IS THE PROPERTY OF CURRIE SOWARDS AGUILA ARCHITECTS INC. ALL RIGHTS ARE RESERVED. ANY REPRODUCTION, REPRODUCTION OR OTHER USE OF THIS DOCUMENT, WITHOUT THE WRITTEN CONSENT OF CURRIE SOWARDS AGUILA ARCHITECTS INC., IS PROHIBITED.
3/7/2025 12:54:34 PM



**CURRIE
SOWARDS
AGUILA**
architects

Architecture, Planning,
Interiors, &
Sustainable Design

AA26001584

185 NE 4TH AVENUE SUITE 101
DELRAY BEACH, FL 33483

T: (561) 276-4951 F: (561) 243-8184
E-MAIL: office@csa-architects.com

ISSUED FOR :

FLEX SUB

DRC


SPA

BIDS

PERMIT

CONSTRUCTION

SEAL



JESS M. SOWARDS
AR0013205

PROJECT TITLE

**PBCFR - FIRE
STATION 24**

2700 WESTGATE AVE.,
WEST PALM BEACH, FL.
33409

REVISIONS

NUM.	DESCRIPTION	DATE

THESE DRAWINGS ARE PREPARED PER ESTABLISHED INDUSTRY STANDARDS AND REPRESENT THE ARCHITECT AND ENGINEERS DESIGN CONCEPT. THEY ARE NOT INTENDED TO PROVIDE EVERY DETAIL OR CONDITION REQUIRED TO CONSTRUCT THE BUILDING. THE CONTRACTOR THROUGH SUBMITTALS AND OTHER COORDINATION EFFORTS IS FULLY RESPONSIBLE FOR PROVIDING A COMPLETE AND OPERATIONAL BUILDING WHETHER INDICATED ON THE PLANS OR NOT.

DRAWING TITLE

ROOF DETAILS

DATE

DRAWN BY

CP

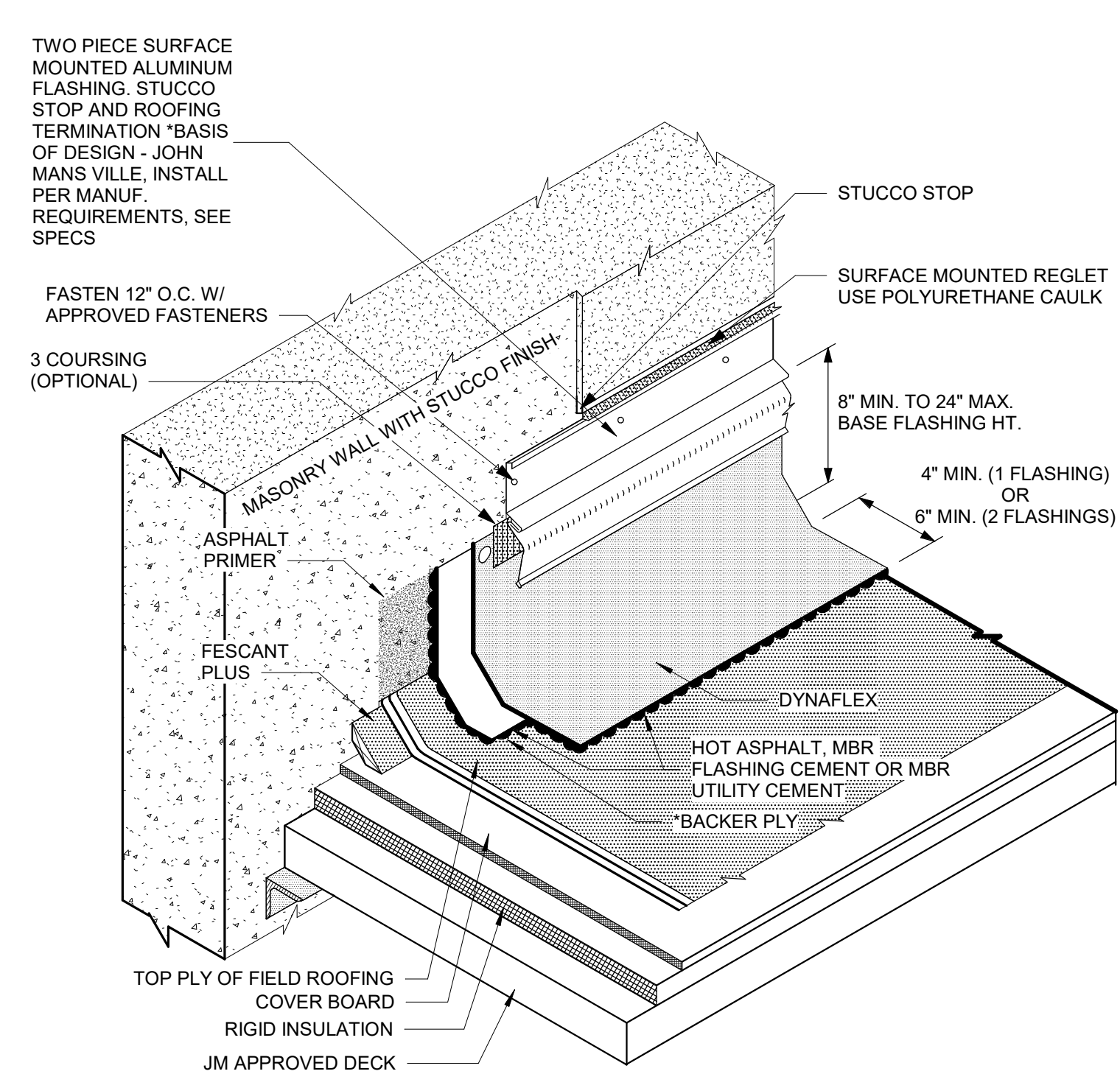
JOB NUMBER

230103

DRAWING NUMBER

A8.02

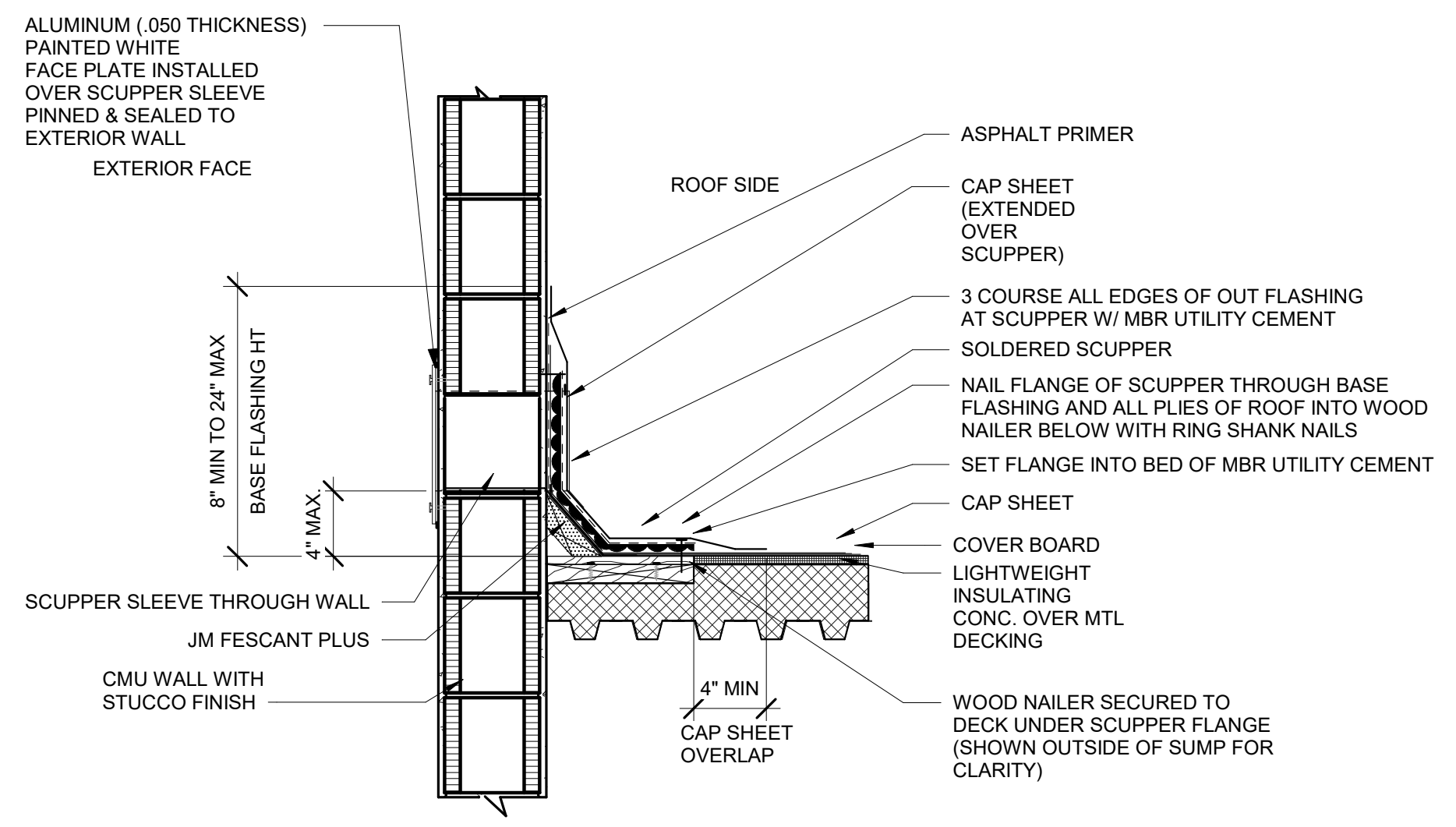
03.07.25 ISSUE FOR PERMIT



NOTES:

1. REFER TO JOHNS MANVILLE WEBSITE (WWW.JM.COM) FOR MOST UP-TO-DATE INFORMATION
2. *ANS S85 BACKER PLY EXTENDING 2" MIN. FROM TOE OF CANT IS REQUIRED FOR EXTENDED TERM 25 AND 30 YEAR GUARANTEES.
3. ANY CARPENTRY, METAL WORK, OR MASONRY CONSTRUCTION SHOULD BE DESIGNED AND CONSTRUCTED IN ACCORDANCE WITH LOCAL CODE REQUIREMENTS AND/OR PROJECT SPECIFICATIONS. THESE COMPONENTS SHOULD BE REVIEWED AND APPROVED BY A LICENSED DESIGN PROFESSIONAL.
4. VERTICAL JOINTS ARE TO BE OVERLAPPED 4" MINIMUM FOR ALL APPLICATIONS. 3 COURSING WITH MBR UTILITY CEMENT AND FABRIC OR JM MBR FLASHING CEMENT IS RECOMMENDED ON ALL VERTICAL FLASHING LAPS AND INSIDE/OUTSIDE CORNERS EXTENDING PAST LEADING EDGE OF CANT STRIP.
5. PLEASE SEE BITUMINOUS FLASHING SPECIFICATIONS FOR A FULL DESCRIPTION OF INSTALLATION INSTRUCTIONS AND REQUIREMENTS WHICH ARE CONSIDERED A PART OF THIS DETAIL.

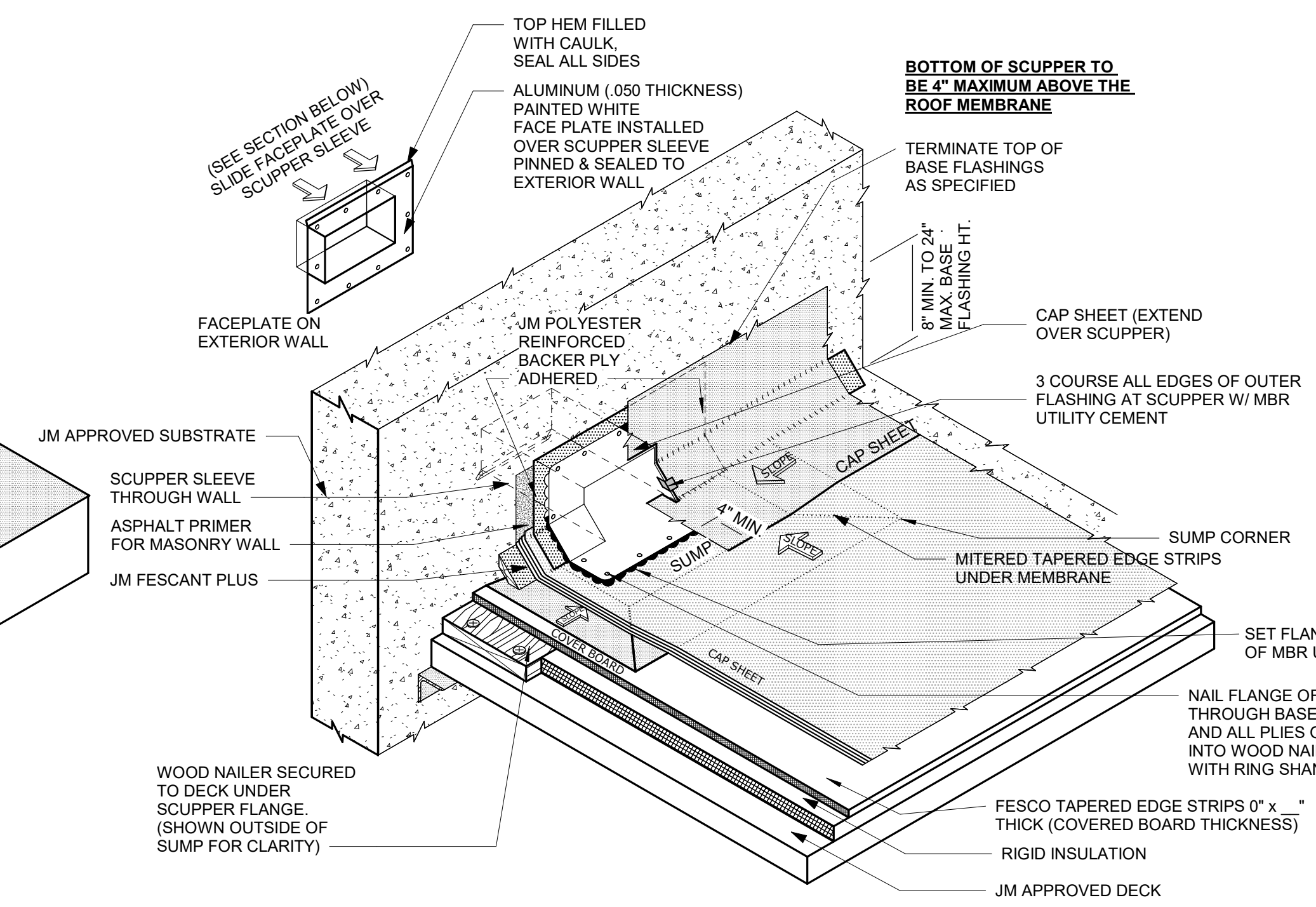
1 ROOF FLASHING
1" = 1'-0"



NOTES:

1. ADHESIVE NOT SHOWN UNDER PLIES FOR CLARITY.
2. SCUPPER FACEPLATE ON EXTERIOR SHOWN AS AN EXAMPLE.
3. PRIME ALL SCUPPER FLANGES ON BOTH SIDES WITH ASPHALT PRIMER.
4. REFER TO JOHNS MANVILLE WEBSITE (WWW.JM.COM) FOR MOST UP-TO-DATE INFORMATION.
5. ALL SCUPPER FLANGES SHALL BE 4" WIDE. PLEASE REFER TO LOCAL CODES AND SMACNA FOR METAL SCUPPER AND CONDUCTOR HEAD FABRICATION REQUIREMENTS.
6. JM POLYESTER REINFORCED BACKER PLY INCLUDES DYNABASE PR OR DYNALASTIC 180 S.
7. ANY CARPENTRY, METAL WORK, OR MASONRY CONSTRUCTION SHOULD BE DESIGNED AND CONSTRUCTED IN ACCORDANCE WITH LOCAL CODE REQUIREMENTS AND/OR PROJECT SPECIFICATIONS. THESE COMPONENTS SHOULD BE REVIEWED AND APPROVED BY A LICENSED DESIGN PROFESSIONAL.
8. PLEASE SEE BITUMINOUS FLASHING SPECIFICATIONS FOR A FULL DESCRIPTION OF INSTALLATION INSTRUCTIONS AND REQUIREMENTS WHICH ARE CONSIDERED A PART OF THIS DETAIL.
9. MASONRY SUBSTRATES REQUIRE PRIMING WITH ASPHALT PRIMER PRIOR TO BACKER PLY INSTALLATION. WOOD SUBSTRATES REQUIRE A MECHANICALLY FASTENED BACKER PLY FASTENED 9" O.C. IN BOTH DIRECTIONS.

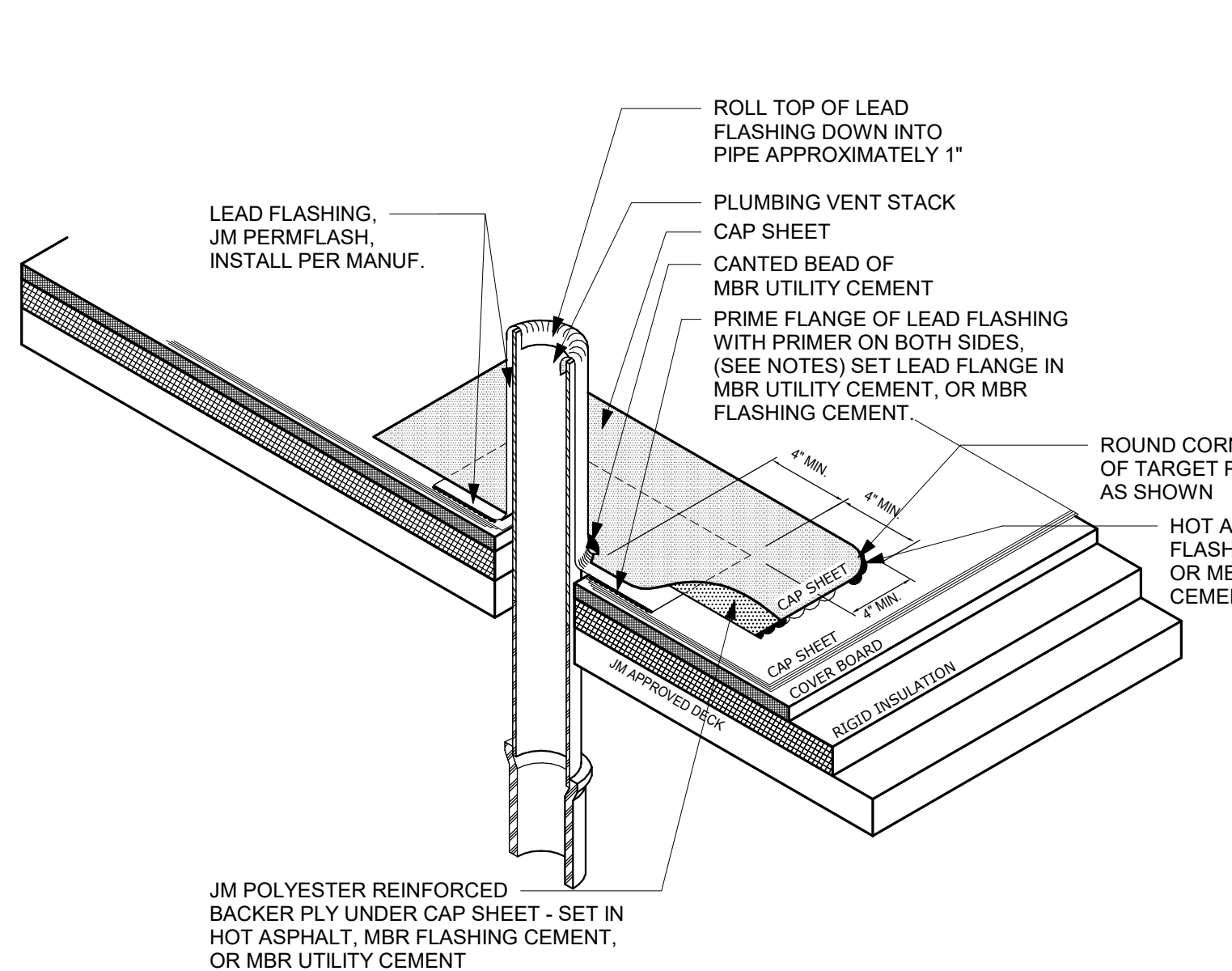
2 OVERFLOW METAL SCUPPER
1" = 1'-0"



NOTES:

1. ADHESIVE NOT SHOWN UNDER PLIES FOR CLARITY.
2. PRIME ALL SCUPPER FLANGES ON BOTH SIDES WITH ASPHALT PRIMER.
3. ALL SCUPPER FLANGES SHALL BE 4" WIDE. PLEASE REFER TO LOCAL CODES AND SMACNA FOR METAL SCUPPER AND CONDUCTOR HEAD FABRICATION REQUIREMENTS.
4. REFER TO JOHNS MANVILLE WEBSITE (WWW.JM.COM) FOR MOST UP-TO-DATE INFORMATION.
5. SCUPPER FACEPLATE ON EXTERIOR SHOWN AS AN EXAMPLE.
6. JM POLYESTER REINFORCED BACKER PLY INCLUDES DYNABASE PR OR DYNALASTIC 180 S.
7. ANY CARPENTRY, METAL WORK, OR MASONRY CONSTRUCTION SHOULD BE DESIGNED AND CONSTRUCTED IN ACCORDANCE WITH LOCAL CODE REQUIREMENTS AND/OR PROJECT SPECIFICATIONS. THESE COMPONENTS SHOULD BE REVIEWED AND APPROVED BY A LICENSED DESIGN PROFESSIONAL.
8. PLEASE SEE BITUMINOUS FLASHING SPECIFICATIONS FOR A FULL DESCRIPTION OF INSTALLATION INSTRUCTIONS AND REQUIREMENTS WHICH ARE CONSIDERED A PART OF THIS DETAIL.
9. MASONRY SUBSTRATES REQUIRE PRIMING WITH ASPHALT PRIMER PRIOR TO BACKER PLY INSTALLATION. WOOD SUBSTRATES REQUIRE A MECHANICALLY FASTENED BACKER PLY FASTENED 9" O.C. IN BOTH DIRECTIONS.

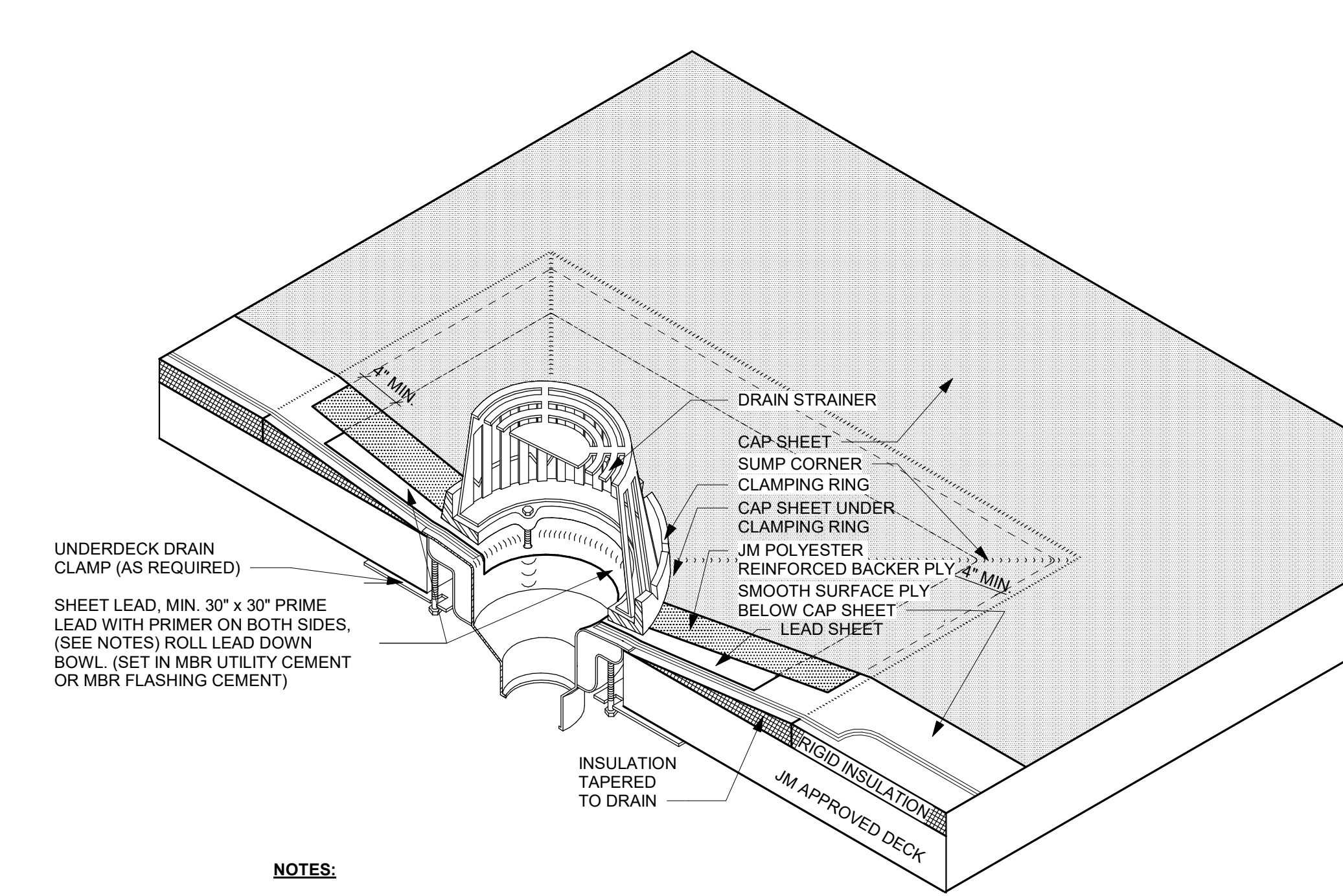
3 PRIMARY SCUPPER
1" = 1'-0"



NOTES:

1. REFER TO JOHNS MANVILLE WEBSITE (WWW.JM.COM) FOR MOST UP-TO-DATE INFORMATION.
2. LEAD FLASHING SHALL BE 2.5 LBS. PER SQUARE FOOT MINIMUM.
3. IF LEAD FLASHING IS NOT DESIRED OR PIPE IS TOO TALL, USE PERMAFLASH DETAIL PMF-6 & PMF-6S FOR A SUITABLE ALTERNATIVE.
4. USE ASPHALT PRIMER ON LEAD FLANGES WHEN USING MBR UTILITY CEMENT.
5. USE PERMAFLASH PRIMER ON LEAD FLANGES WHEN USING MBR FLASHING CEMENT.
6. ANY CARPENTRY, METAL WORK, OR MASONRY CONSTRUCTION SHOULD BE DESIGNED AND CONSTRUCTED IN ACCORDANCE WITH LOCAL CODE REQUIREMENTS AND/OR PROJECT SPECIFICATIONS. THESE COMPONENTS SHOULD BE REVIEWED AND APPROVED BY A LICENSED DESIGN PROFESSIONAL.
7. PLEASE SEE BITUMINOUS FLASHING SPECIFICATIONS FOR A FULL DESCRIPTION OF INSTALLATION INSTRUCTIONS AND REQUIREMENTS WHICH ARE CONSIDERED A PART OF THIS DETAIL.
8. JM POLYESTER REINFORCED BACKER PLY INCLUDES DYNABASE PR OR DYNALASTIC 180 S.

4 PLUMBING VENT
1 1/2" = 1'-0"



NOTES:

1. REFER TO JOHNS MANVILLE WEBSITE (WWW.JM.COM) FOR MOST UP-TO-DATE INFORMATION.
2. ASPHALT AND MBR UTILITY CEMENT NOT SHOWN FOR CLARITY.
3. LEAD FLASHING SHALL BE 2.5 LBS. PER SQUARE FOOT MINIMUM.
4. IT IS ACCEPTABLE TO RUN FIELD MEMBRANE PLY THROUGH DRAIN CENTER AND OMIT TARGET SHEET IF DRAIN SUMP IS SHALLOW ENOUGH TO ALLOW INSTALLATION WITHOUT WRINKLES OR FISHMOUTHS. STEEP SUMPS WILL REQUIRE THE INSTALLATION OF A TARGET PATCH WITHIN DRAIN SUMP.
5. USE ASPHALT PRIMER ON LEAD FLANGES WHEN USING MBR UTILITY CEMENT. USE PERMAFLASH PRIMER ON LEAD FLANGES WHEN USING MBR FLASHING CEMENT.
6. EXTEND ALL PLIES TO EDGE OF DRAIN BOWL. NO SEAMS ARE ALLOWED THROUGH THE DRAIN.
7. ANY CARPENTRY, METAL WORK, OR MASONRY CONSTRUCTION SHOULD BE DESIGNED AND CONSTRUCTED IN ACCORDANCE WITH LOCAL CODE REQUIREMENTS AND/OR PROJECT SPECIFICATIONS. THESE COMPONENTS SHOULD BE REVIEWED AND APPROVED BY A LICENSED DESIGN PROFESSIONAL.
8. PLEASE SEE BITUMINOUS FLASHING SPECIFICATIONS FOR A FULL DESCRIPTION OF INSTALLATION INSTRUCTIONS AND REQUIREMENTS WHICH ARE CONSIDERED A PART OF THIS DETAIL.
9. JM POLYESTER REINFORCED BACKER PLY INCLUDES DYNABASE PR OR DYNALASTIC 180 S.

5 ROOF DRAIN DTL. 1
1 1/2" = 1'-0"

THIS DOCUMENT IS THE PROPERTY OF CURRIE SOWARDS AGUILA ARCHITECTS INC. ALL RIGHTS ARE RESERVED. ANY POSSESSION, REPRODUCTION OR OTHER USE OF THIS DOCUMENT, WITHOUT THE WRITTEN CONSENT OF CURRIE SOWARDS AGUILA ARCHITECTS INC., IS PROHIBITED. 3/7/2025 12:54:36 PM



**CURRIE
SOWARDS
AGUILU**
architects

Architecture, Planning,
Interiors, &
Sustainable Design

AA26001584
185 NE 4TH AVENUE SUITE 101
DELRAY BEACH, FL 33483
T: (561) 276-4951 F: (561) 243-8184
E-MAIL: office@csa-architects.com

ISSUED FOR :

FLEX SUB

DRC


SPA

BIDS

PERMIT

CONSTRUCTION

SEAL



JESS M. SOWARDS
AR0013205

PROJECT TITLE

**PBCFR - FIRE
STATION 24**

2700 WESTGATE AVE.,
WEST PALM BEACH, FL.
33409

REVISIONS

NUM.	DESCRIPTION	DATE

THESE DRAWINGS ARE PREPARED PER ESTABLISHED INDUSTRY STANDARDS AND REPRESENT THE ARCHITECT AND ENGINEERS DESIGN CONCEPT. THEY ARE NOT INTENDED TO PROVIDE EVERY DETAIL OR CONDITION REQUIRED TO CONSTRUCT THE BUILDING. THE CONTRACTOR THROUGH SUBMITTALS AND OTHER COORDINATION EFFORTS IS FULLY RESPONSIBLE FOR PROVIDING A COMPLETE AND OPERATIONAL BUILDING WHETHER INDICATED ON THE PLANS OR NOT.

DRAWING TITLE

ROOF DETAILS

DATE

DRAWN BY

CP

JOB NUMBER

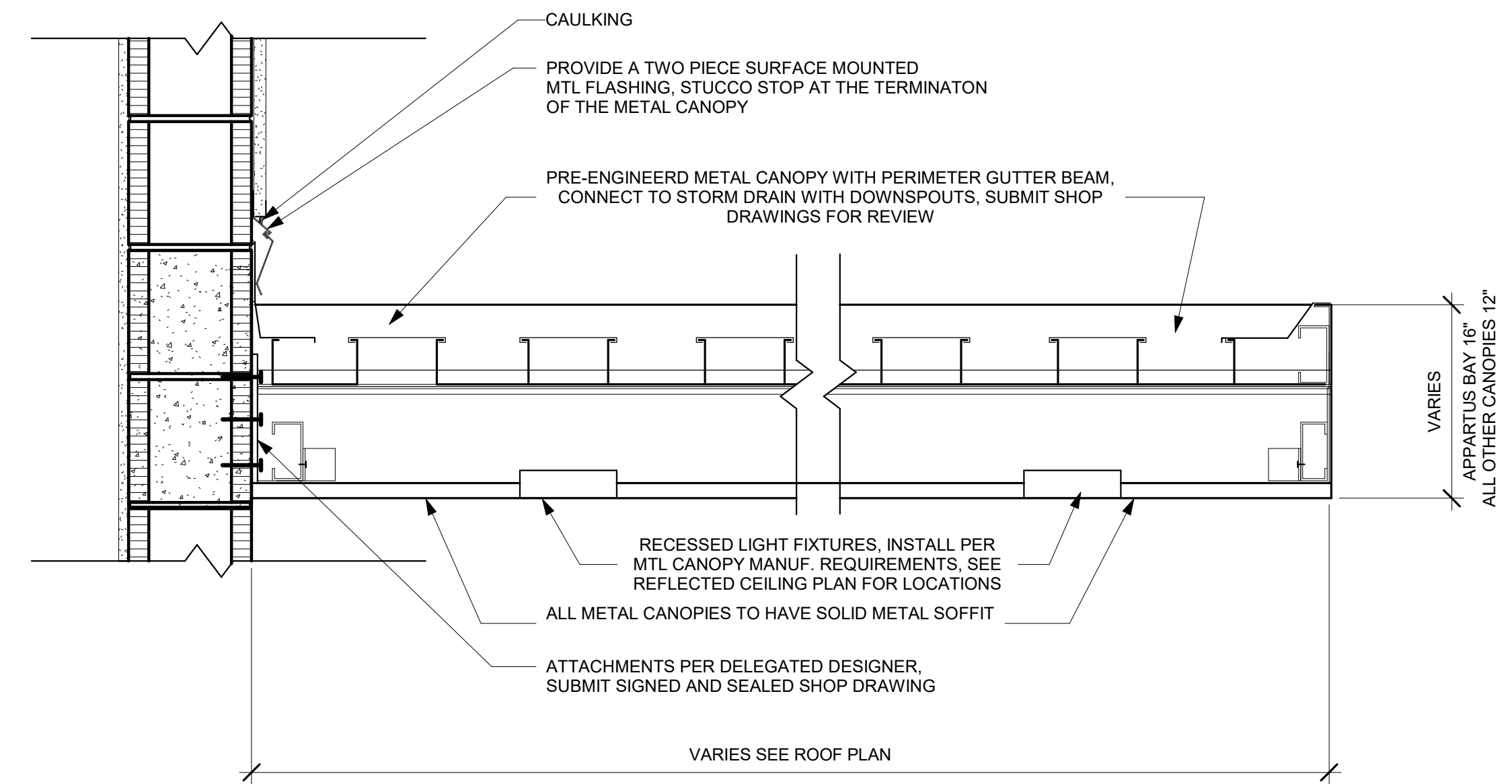
230103

DRAWING NUMBER

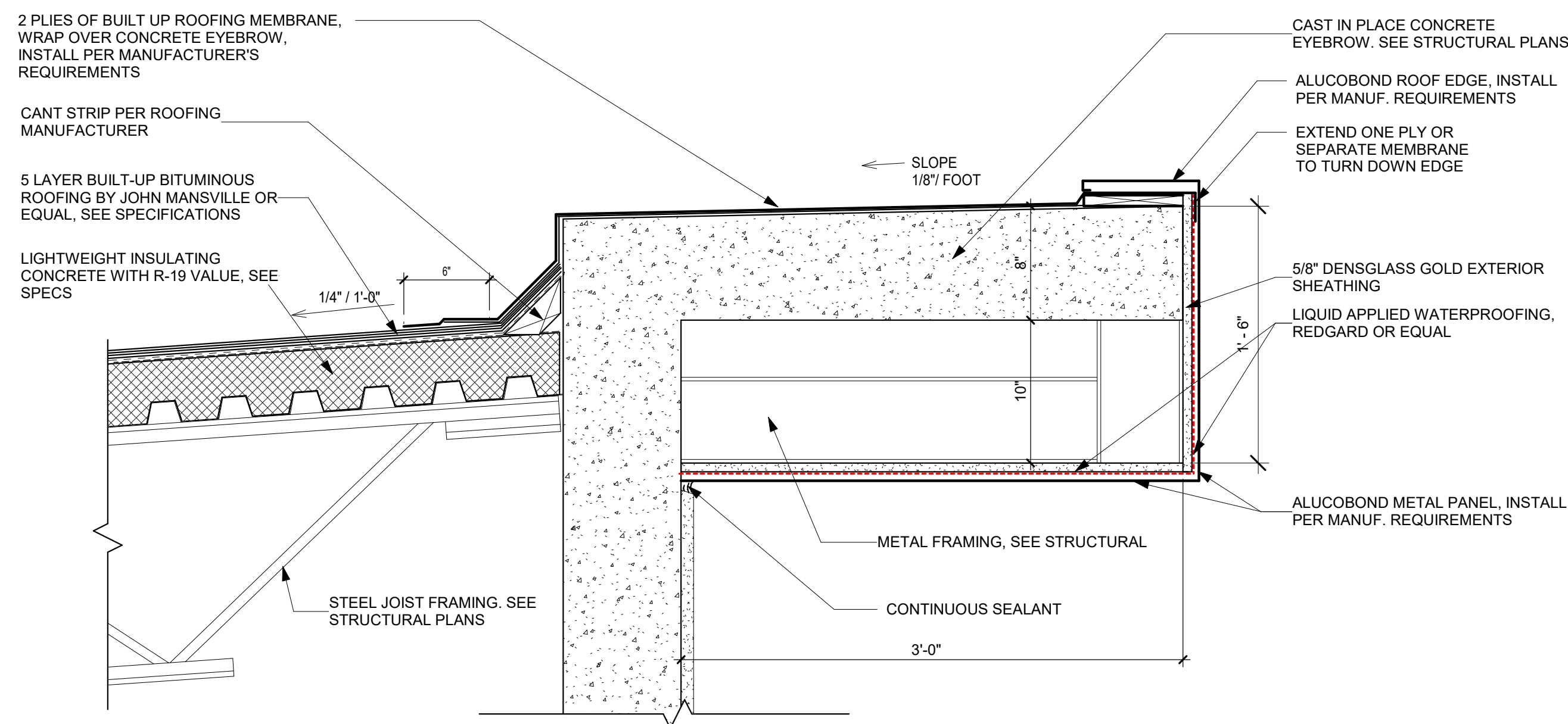
A8.03

ISSUE FOR PERMIT

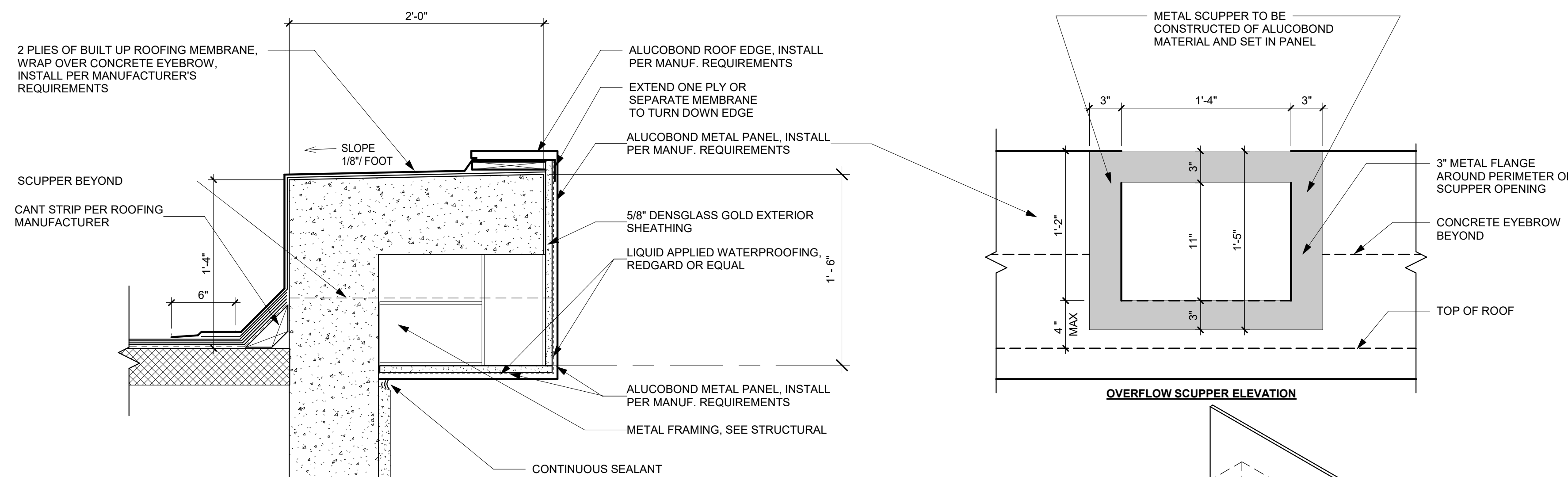
03.07.25



2 TYPICAL METAL CANOPY
A8.03 1 1/2" = 1'-0"

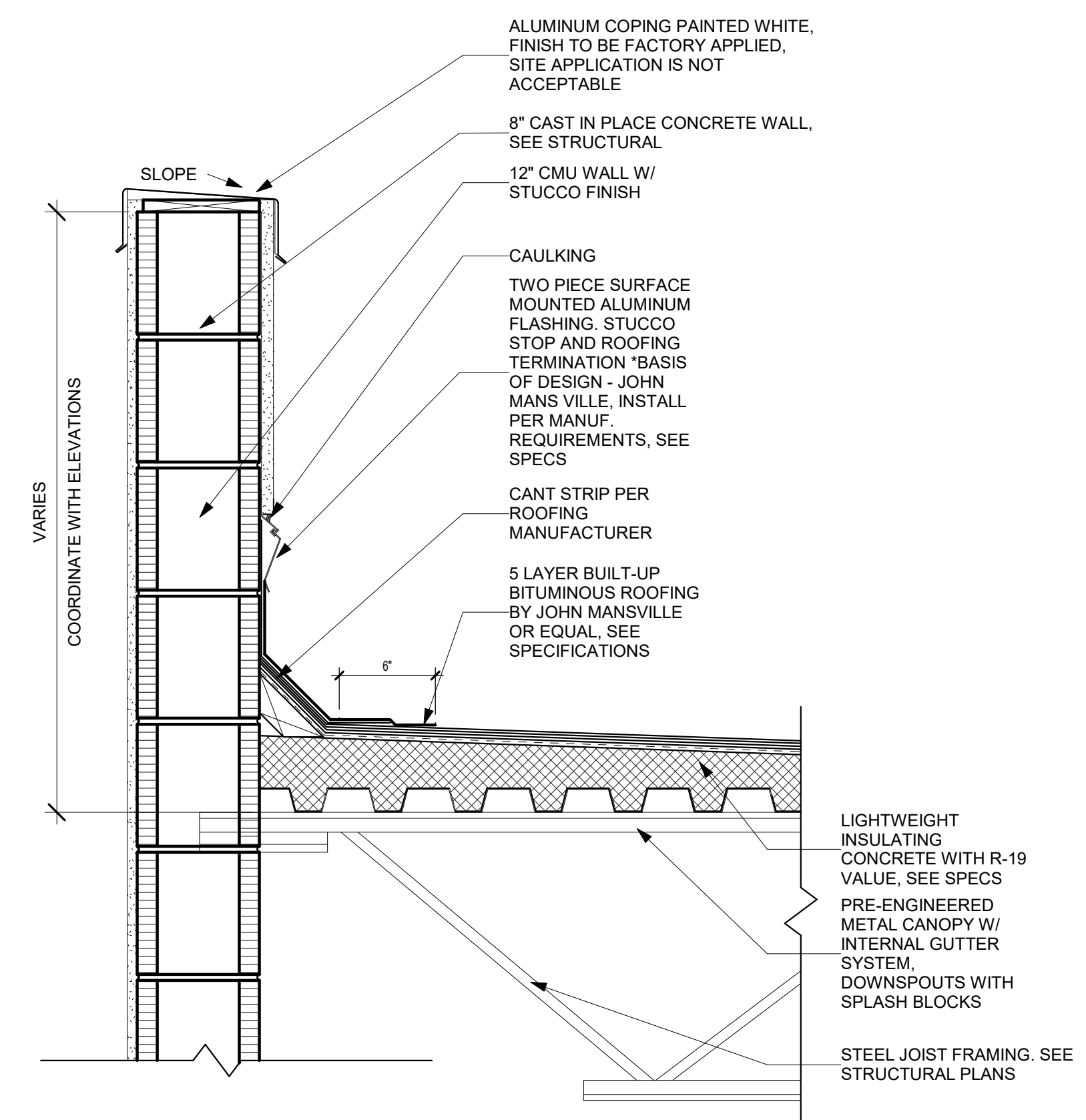


1 CONCRETE EYEBROW @ APPARATUS BAY
A8.03 1 1/2" = 1'-0"



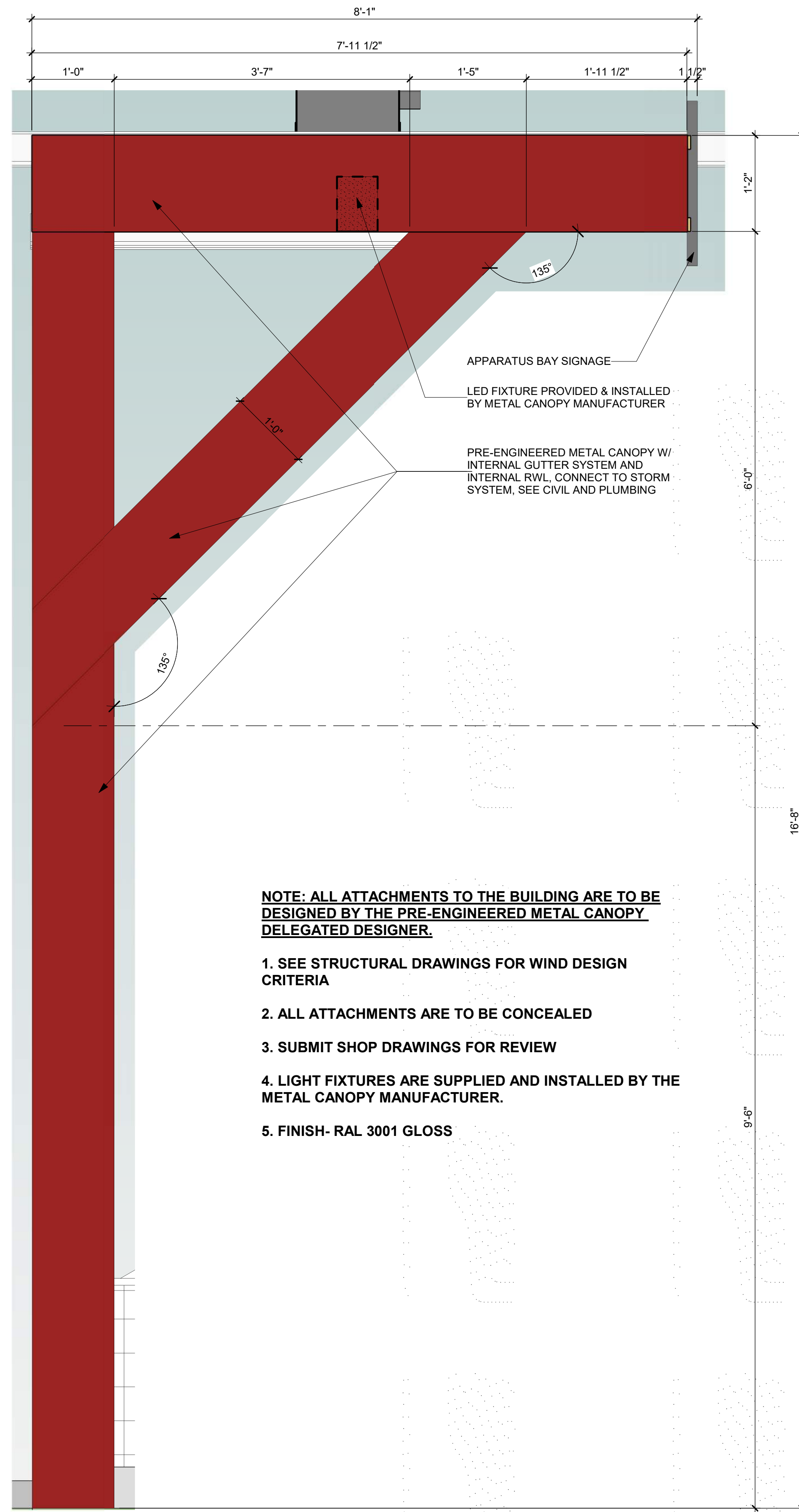
NOTE:
1. SUBMIT SHOP DRAWINGS OF ALUCOBOND PANELS AND SCUPPER FOR REVIEW
2. COORDINATE LOCATIONS OF OVERFLOW SCUPPERS WITH ROOF PLAN

4 CONCRETE EYEBROW OVERFLOW SCUPPER
A8.03 1 1/2" = 1'-0"

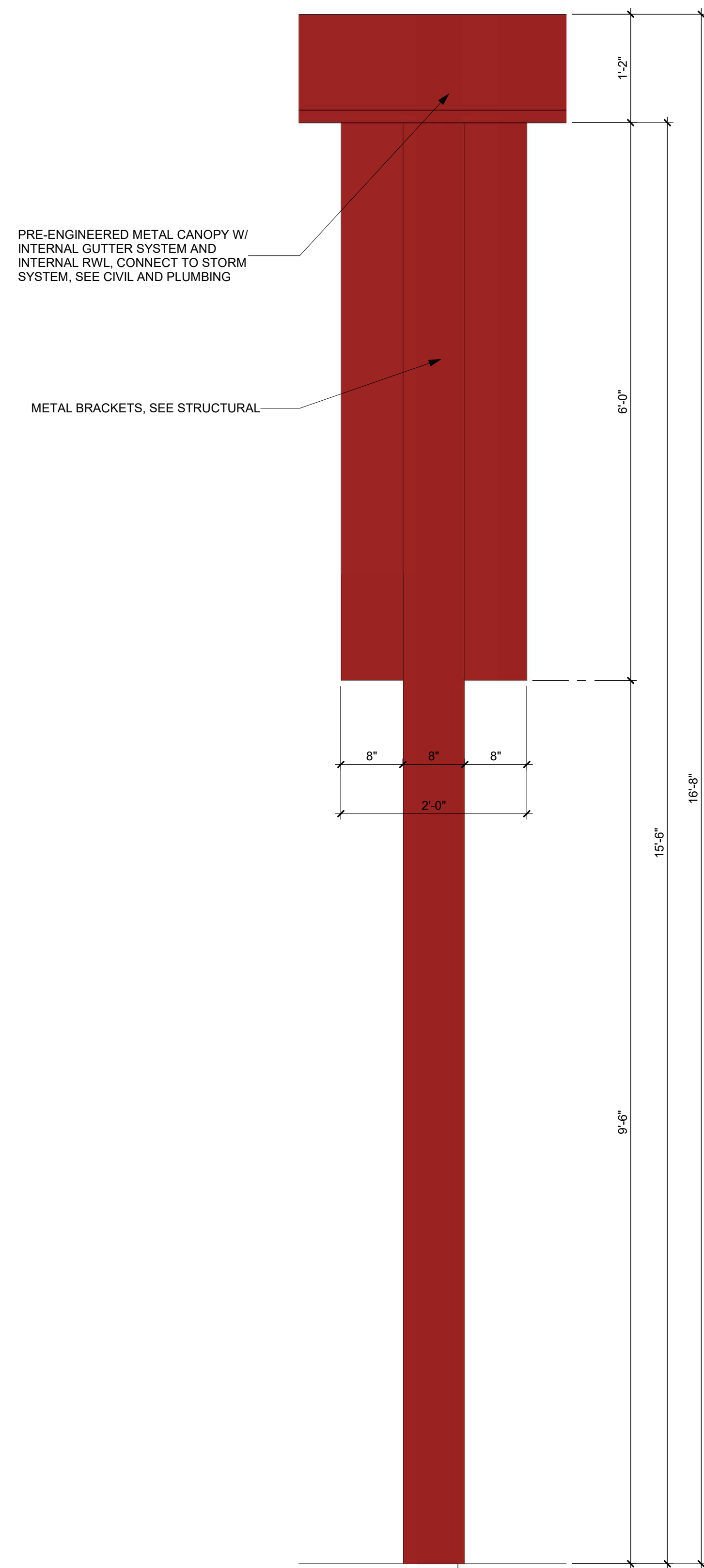


3 SIDEWALL FLASHING
A8.03 1 1/2" = 1'-0"

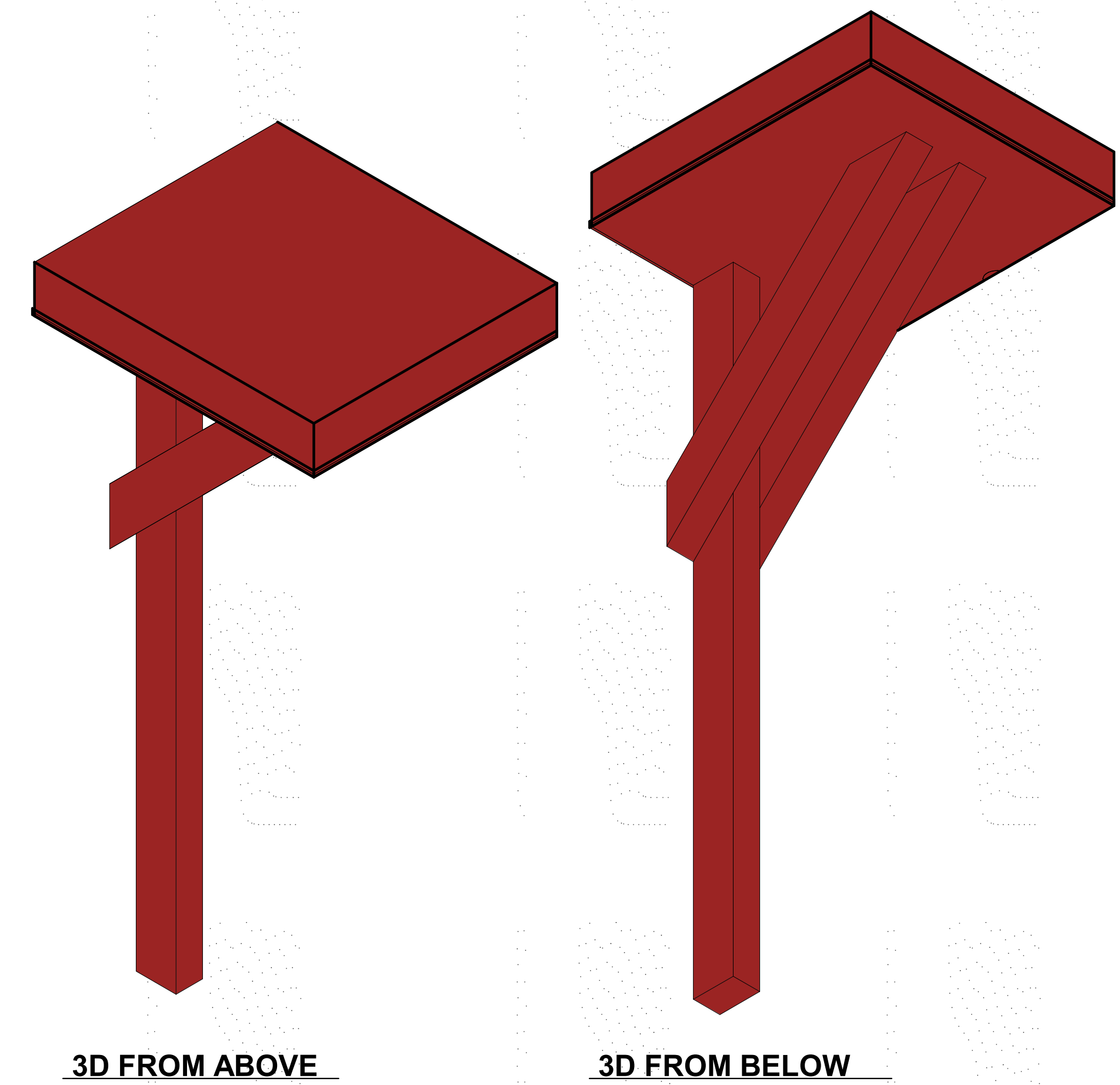
THIS DOCUMENT IS THE PROPERTY OF CURRIE SOWARDS AGUILA ARCHITECTS INC. ALL RIGHTS ARE RESERVED. ANY POSSESSION, REPRODUCTION OR OTHER USE OF THIS DOCUMENT, WITHOUT THE WRITTEN CONSENT OF CURRIE SOWARDS AGUILA ARCHITECTS INC., IS PROHIBITED. 3/7/2025 10:05:51 PM



1
A8.04 **BRACKET - SIDE ELEVATION, TYP.**
1" = 1'-0"

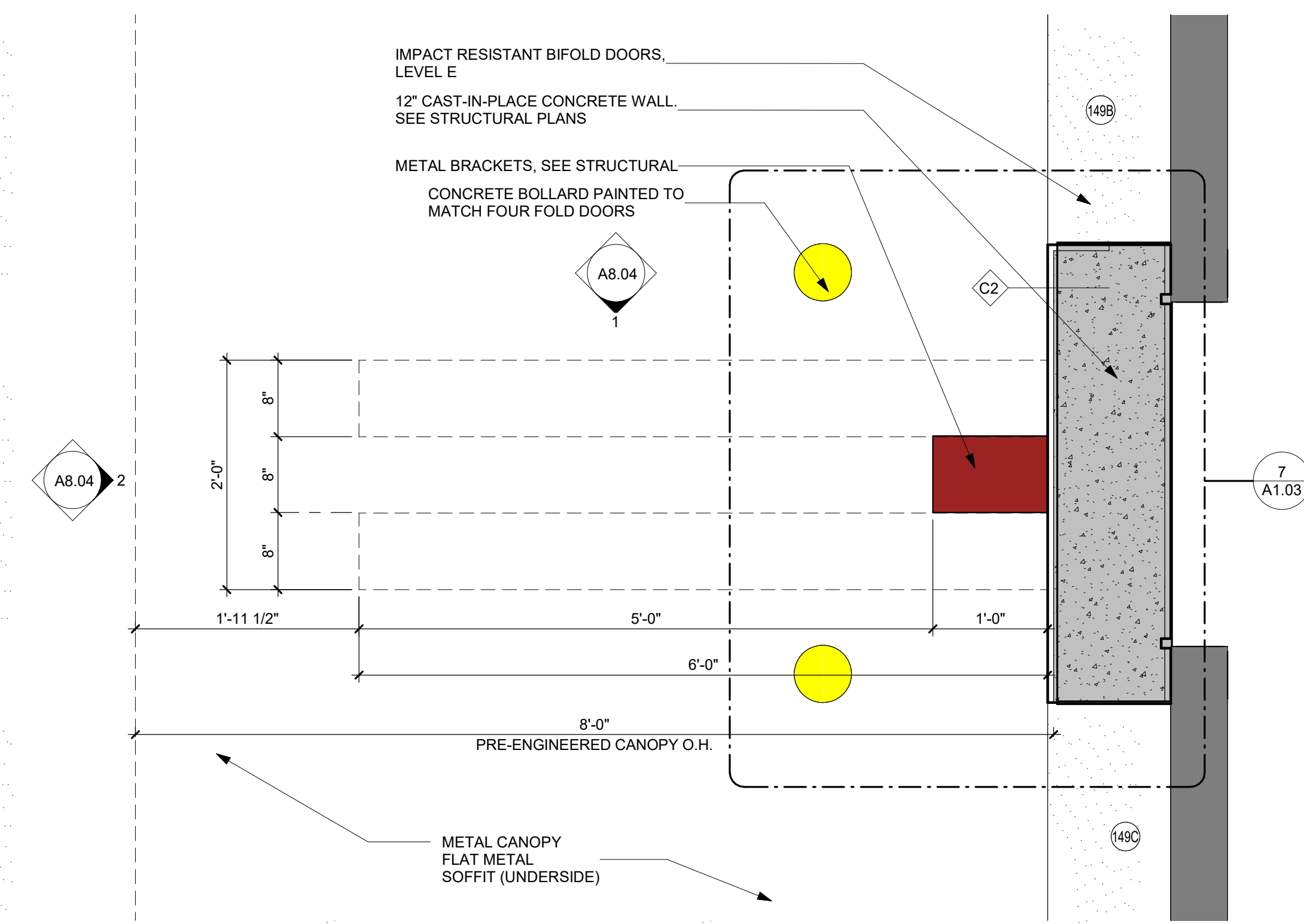


2
A8.04 **BRACKET - FRONT ELEVATION, TYP.**
1" = 1'-0"



3D FROM ABOVE


3D FROM BELOW



3
A8.04 **BRACKET - FLOOR PLAN, TYP.**
1" = 1'-0"


NOTE: ALL ATTACHMENTS TO THE BUILDING ARE TO BE DESIGNED BY THE PRE-ENGINEERED METAL CANOPY DELEGATED DESIGNER.

1. SEE STRUCTURAL DRAWINGS FOR WIND DESIGN CRITERIA
2. ALL ATTACHMENTS ARE TO BE CONCEALED
3. SUBMIT SHOP DRAWINGS FOR REVIEW
4. LIGHT FIXTURES ARE SUPPLIED AND INSTALLED BY THE METAL CANOPY MANUFACTURER.
5. FINISH- RAL 3001 GLOSS



CURRIE SOWARDS AGUILA architects
Architecture, Planning, Interiors, & Sustainable Design
AA26001584
185 NE 4TH AVENUE SUITE 101
DELRAY BEACH, FL 33483
T: (561) 276-4951 F: (561) 243-8184
E-MAIL: office@csa-architects.com

ISSUED FOR: _____
FLEX SUB: _____
DRC: _____
SPA: _____
BIDS: _____
PERMIT: _____
CONSTRUCTION: _____
SEAL: _____



JESS M. SOWARDS
AR0013205

PROJECT TITLE
PBCFR - FIRE STATION 24

2700 WESTGATE AVE.,
WEST PALM BEACH, FL.
33409

REVISIONS

NUM.	DESCRIPTION	DATE
7	A1.03	

ISSUE FOR PERMIT

THESE DRAWINGS ARE PREPARED PER ESTABLISHED INDUSTRY STANDARDS AND REPRESENT THE ARCHITECT AND ENGINEERS DESIGN CONCEPT. THEY ARE NOT INTENDED TO PROVIDE EVERY DETAIL OR CONDITION REQUIRED TO CONSTRUCT THE BUILDING. THE CONTRACTOR THROUGH SUBMITTALS AND OTHER COORDINATION EFFORTS IS FULLY RESPONSIBLE FOR PROVIDING A COMPLETE AND OPERATIONAL BUILDING WHETHER INDICATED ON THE PLANS OR NOT.

DRAWING TITLE

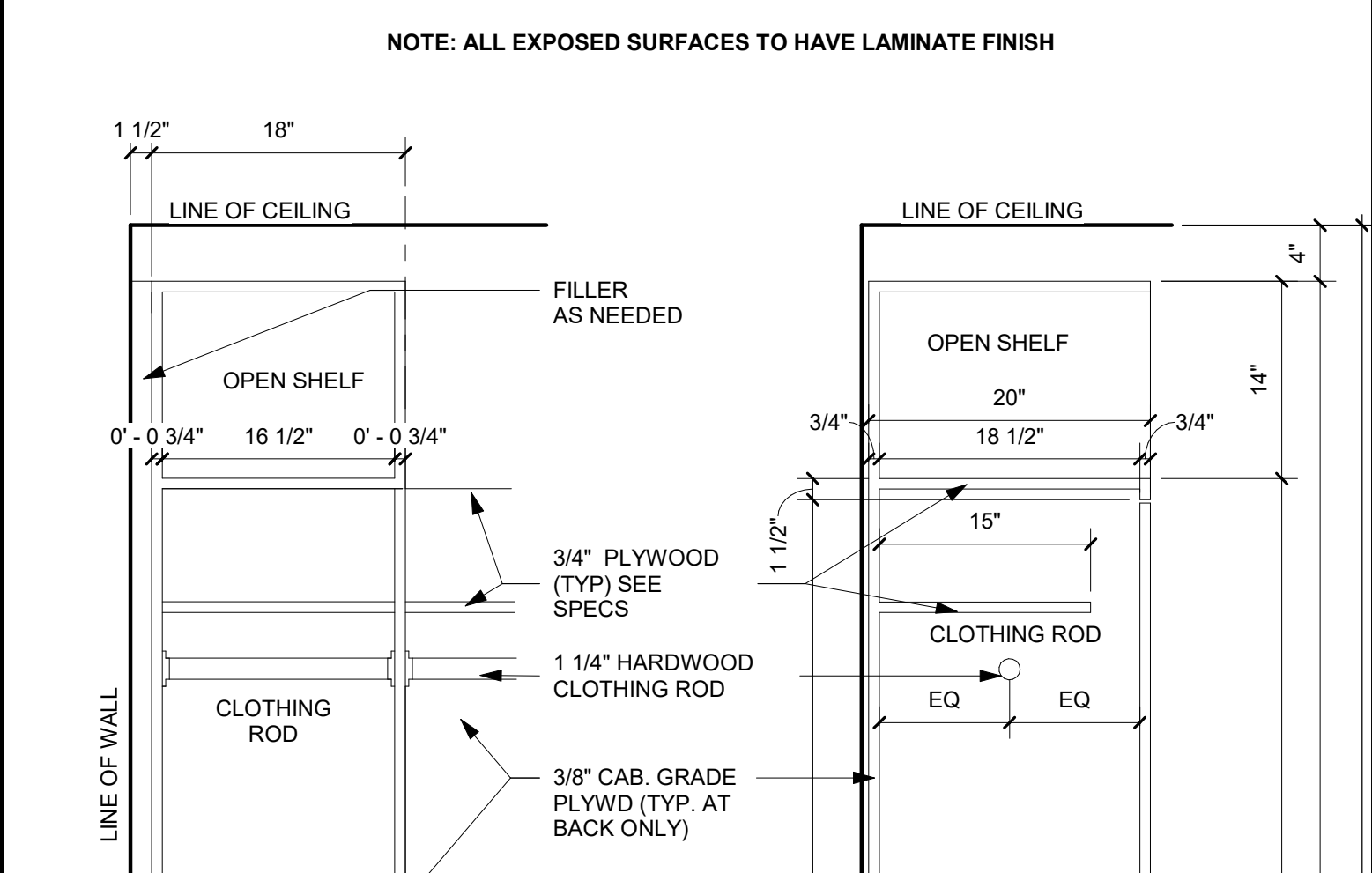

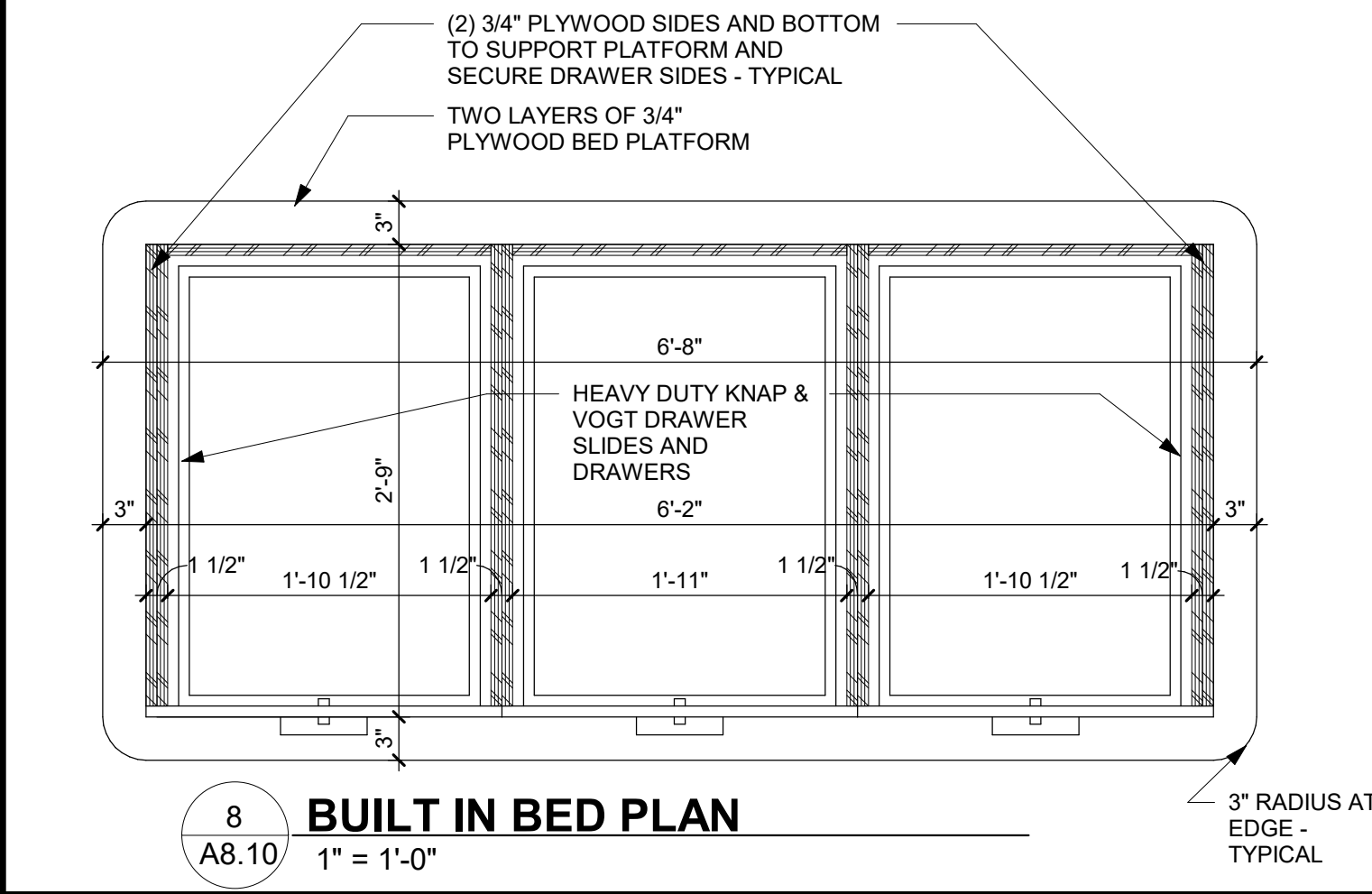
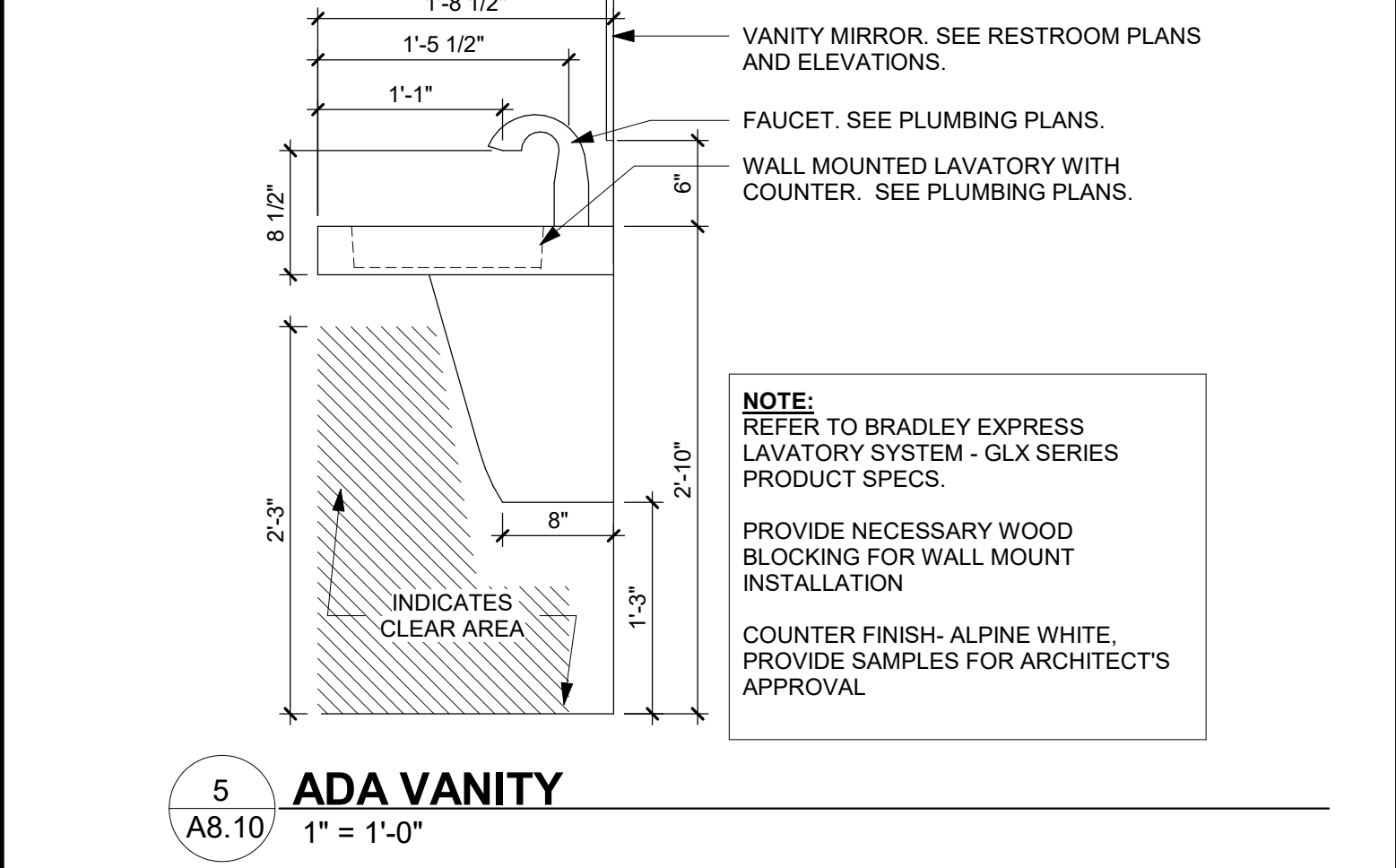
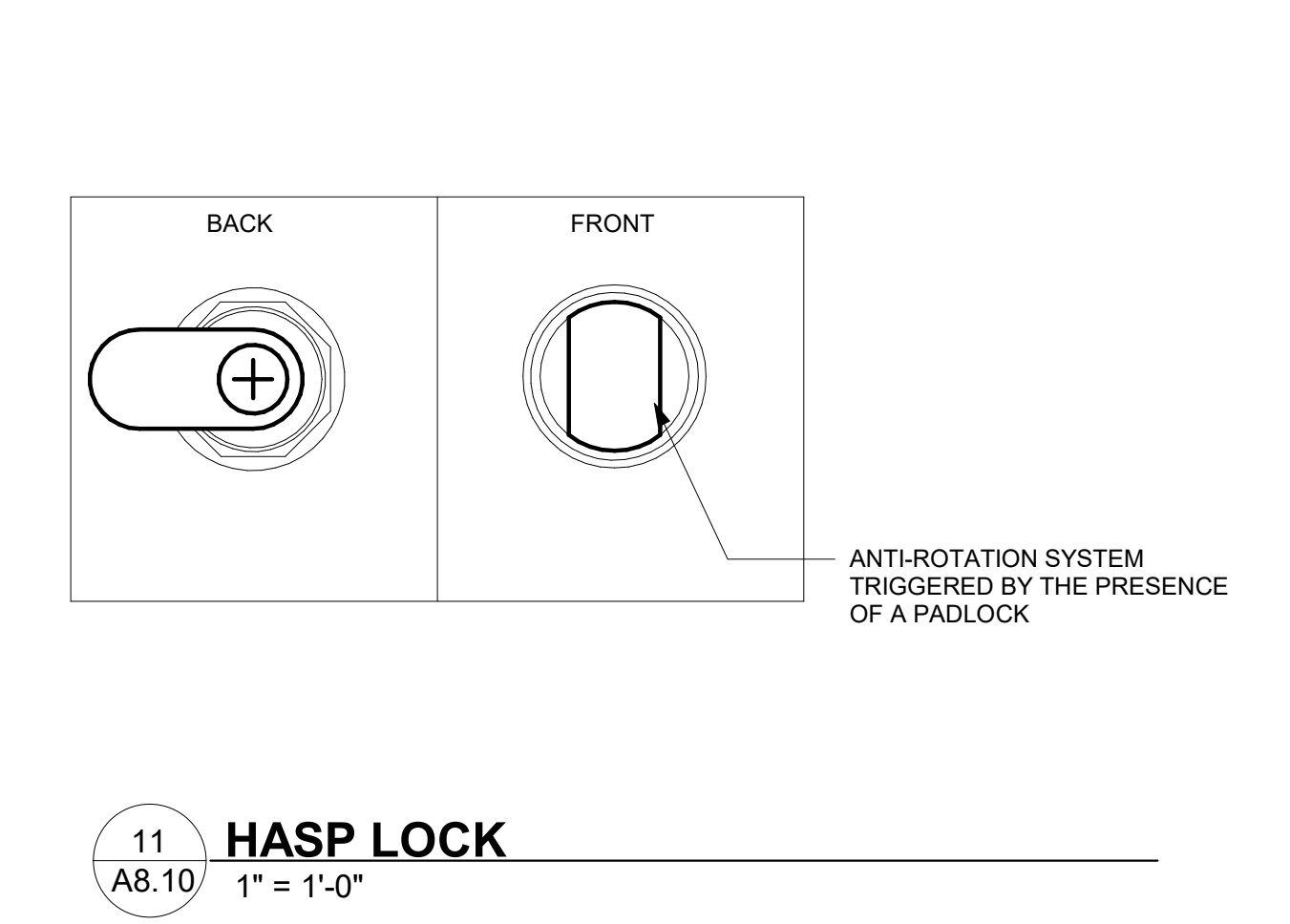
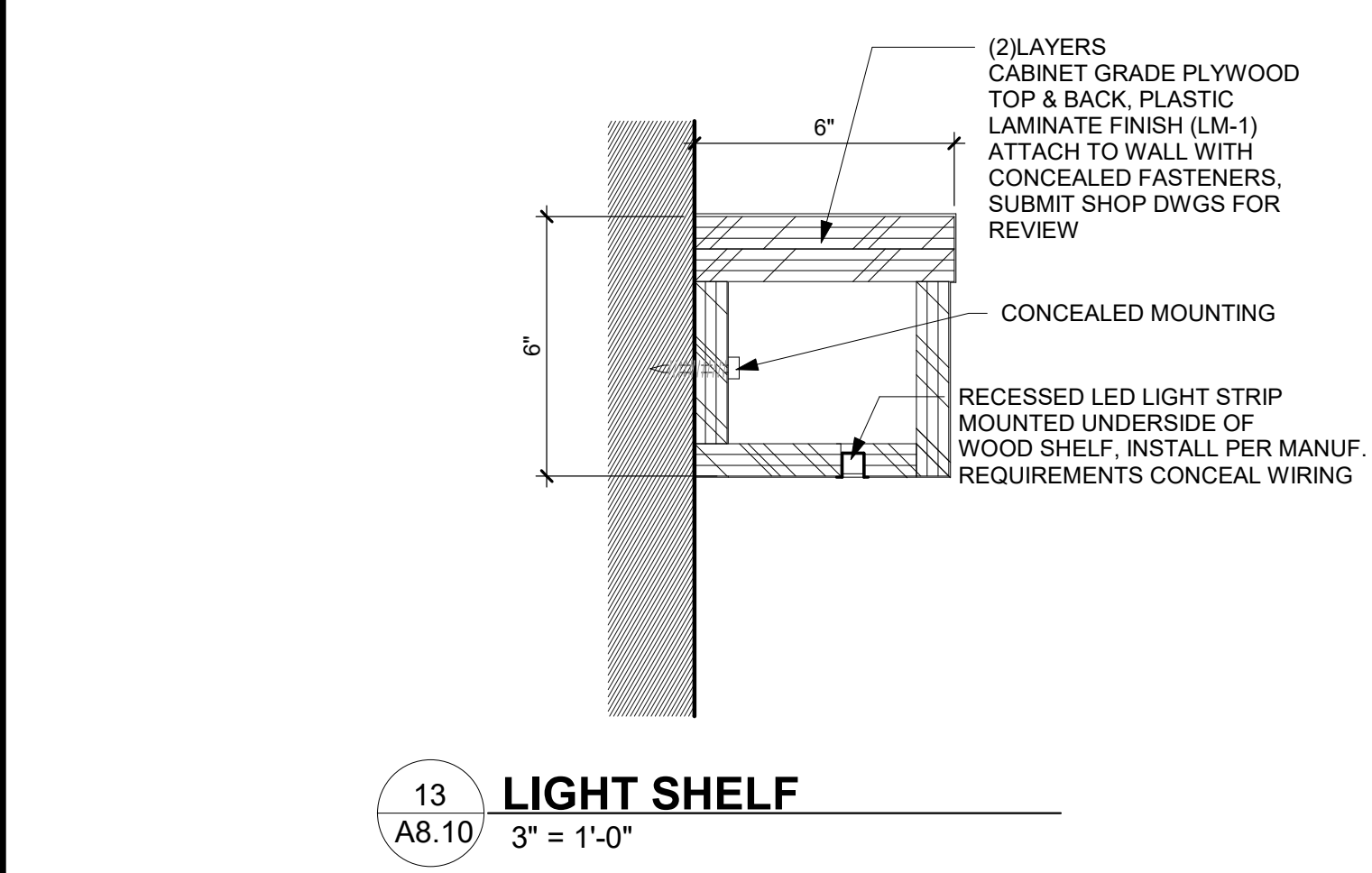
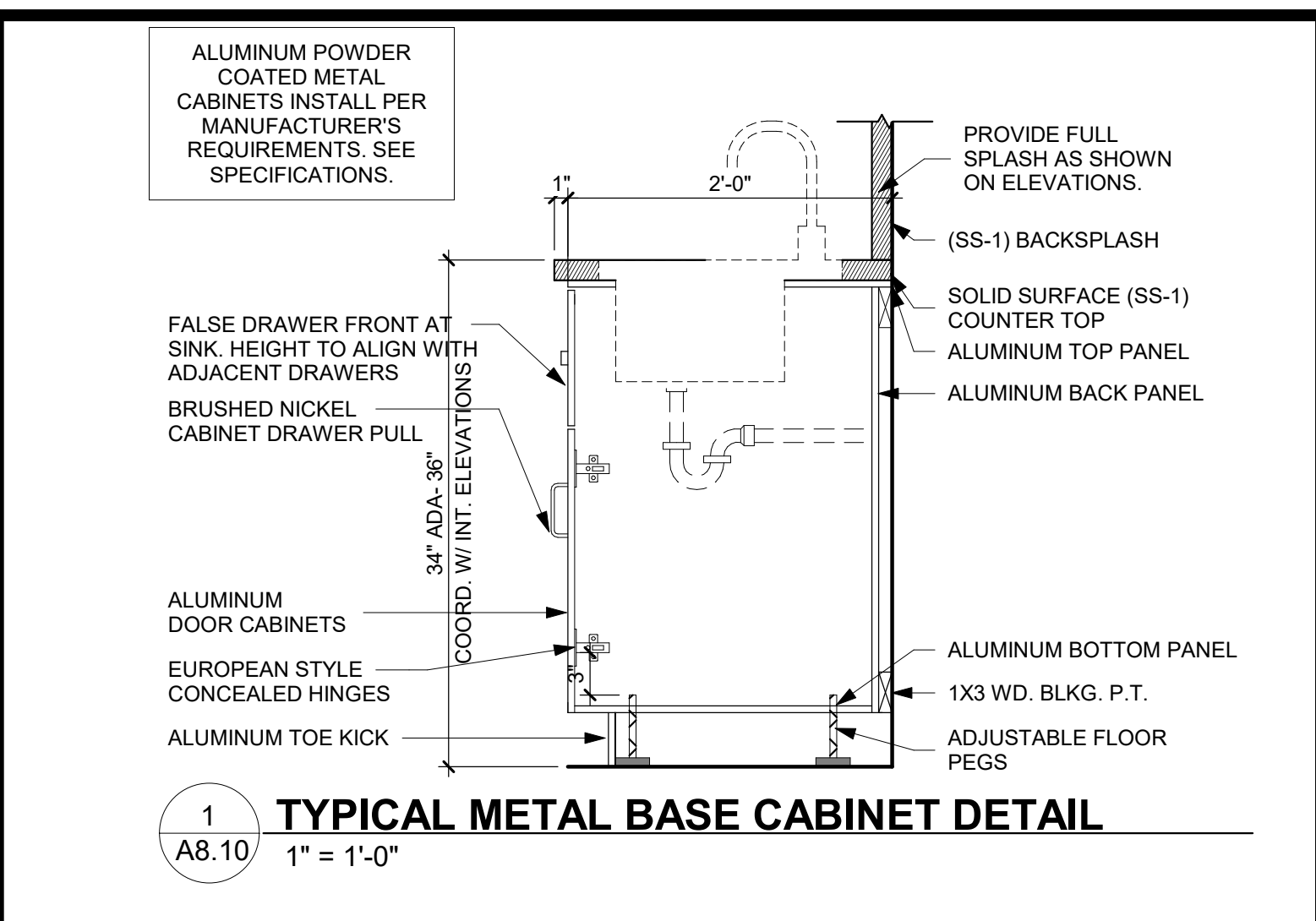
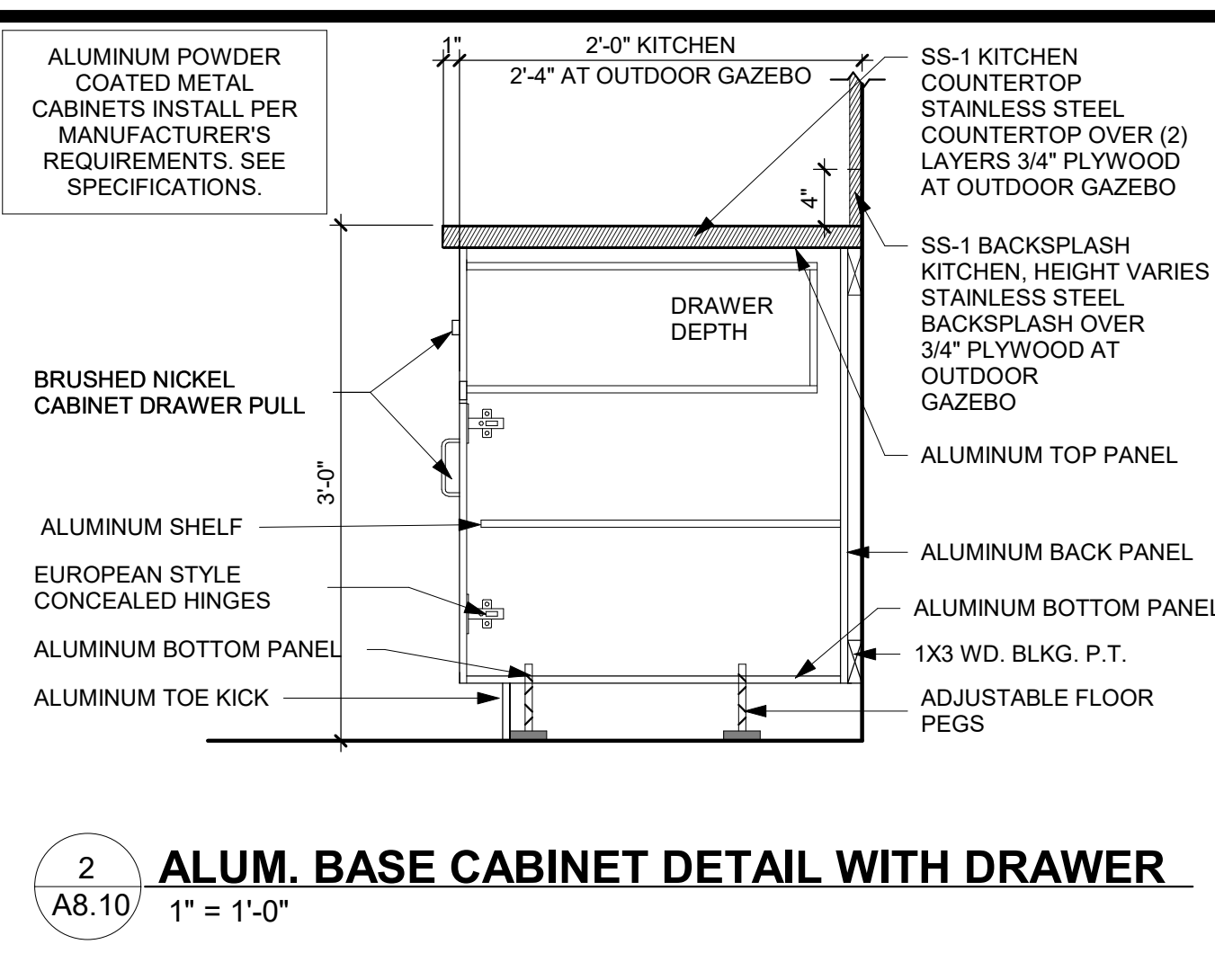
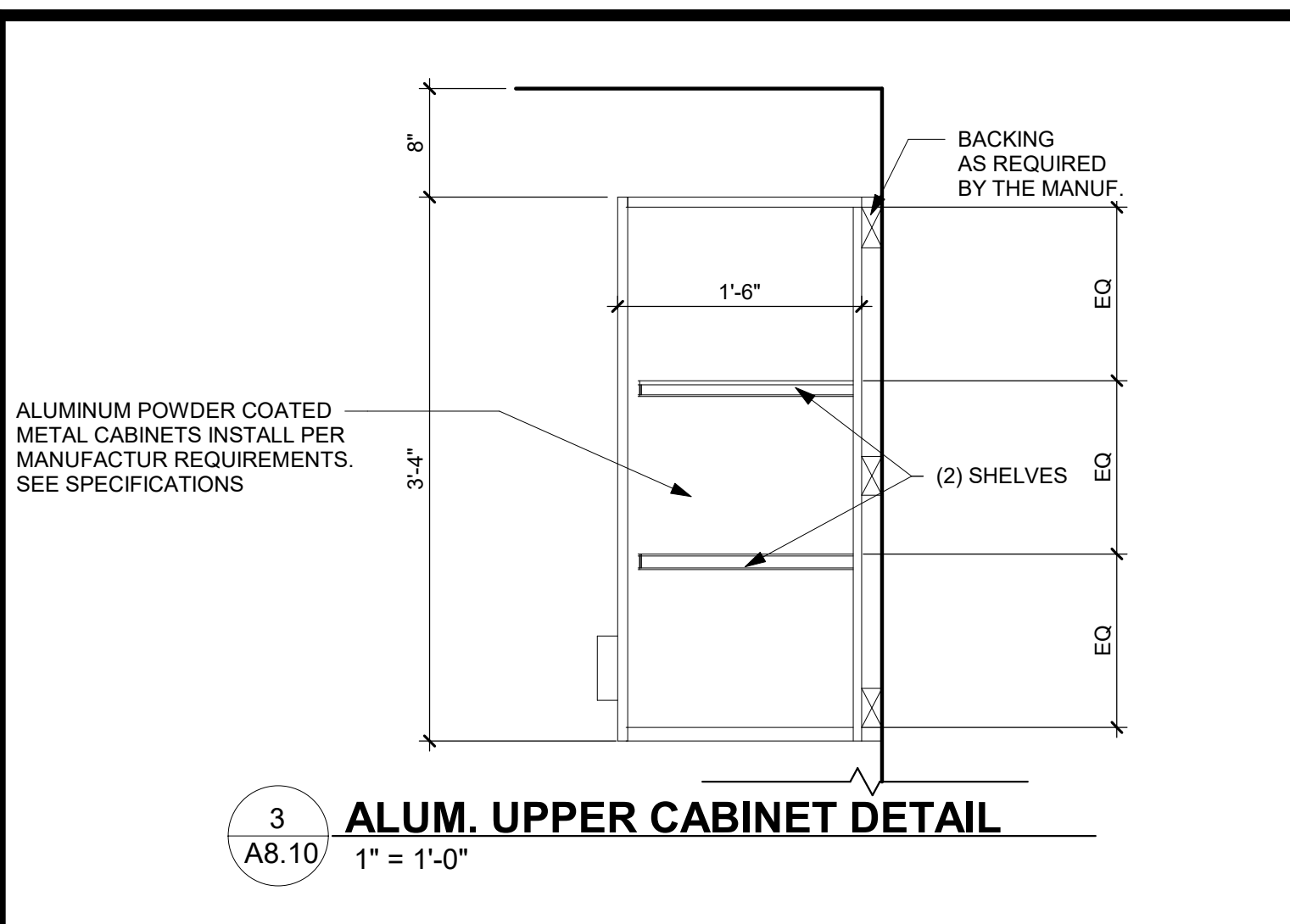
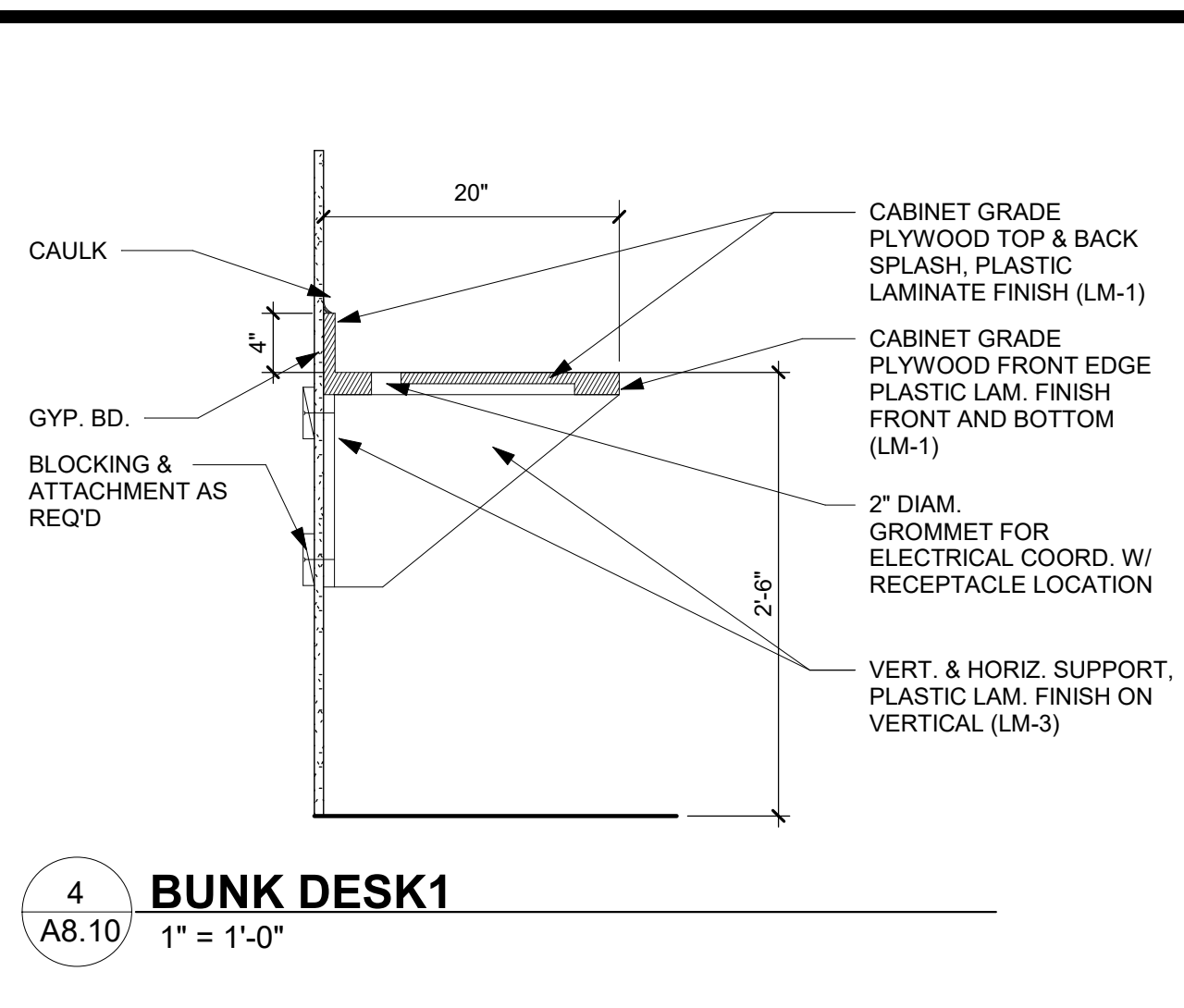
APPARATUS BAY BRACKET DETAILS

DATE: _____ DRAWN BY: CP

JOB NUMBER: 230103
DRAWING NUMBER:

A8.04

03.07.25



CURRIE SOWARDS AGUILA architects
Architecture, Planning, Interiors, & Sustainable Design
AA26001584
185 NE 4TH AVENUE SUITE 101 DELRAY BEACH, FL 33483
T: (561) 276-4951 F: (561) 243-8184 E-MAIL: office@csa-architects.com

ISSUED FOR:
FLEX SUB
DRC
SPA
BIDS
PERMIT
CONSTRUCTION
SEAL

JESS M. SOWARDS
AR0013205

PROJECT TITLE
PBCFR - FIRE STATION 24

2700 WESTGATE AVE., WEST PALM BEACH, FL. 33409

REVISIONS

NUM.	DESCRIPTION	DATE

THESE DRAWINGS ARE PREPARED PER ESTABLISHED INDUSTRY STANDARDS AND REPRESENT THE ARCHITECT AND ENGINEERS DESIGN CONCEPT. THEY ARE NOT INTENDED TO PROVIDE EVERY DETAIL OR CONDITION REQUIRED TO CONSTRUCT THE BUILDING. THE CONTRACTOR THROUGH SUBMITTALS AND OTHER COORDINATION EFFORTS IS FULLY RESPONSIBLE FOR PROVIDING A COMPLETE AND OPERATIONAL BUILDING WHETHER INDICATED ON THE PLANS OR NOT.

DRAWING TITLE
CABINETS AND MILLWORK DETAILS

DATE: _____ DRAWN BY: CP
JOB NUMBER: 230103
DRAWING NUMBER: _____

A8.10

THIS DOCUMENT IS THE PROPERTY OF CURRIE SOWARDS AGUILA ARCHITECTS INC. ALL RIGHTS ARE RESERVED. ANY POSSESSION, REPRODUCTION OR OTHER USE OF THIS DOCUMENT, WITHOUT THE WRITTEN CONSENT OF CURRIE SOWARDS AGUILA ARCHITECTS INC., IS PROHIBITED. 3/7/2025 12:56:35 PM

03.07.25 ISSUE FOR PERMIT



**CURRIE
SOWARDS
AGUILU**
architects

Architecture, Planning,
Interiors, &
Sustainable Design

AA26001584
185 NE 4TH AVENUE SUITE 101
DELRAY BEACH, FL 33483

T: (561) 276-4951 F: (561) 243-8184
E-MAIL: office@csa-architects.com

ISSUED FOR :

FLEX SUB

DRC

SPA

BIDS

PERMIT

CONSTRUCTION

SEAL



JESS M. SOWARDS
AR0013205

PROJECT TITLE

**PBCFR - FIRE
STATION 24**

2700 WESTGATE AVE.,
WEST PALM BEACH, FL.
33409

REVISIONS

NUM.	DESCRIPTION	DATE
------	-------------	------

THESE DRAWINGS ARE PREPARED PER ESTABLISHED INDUSTRY STANDARDS AND REPRESENT THE ARCHITECT AND ENGINEERS DESIGN CONCEPT. THEY ARE NOT INTENDED TO PROVIDE EVERY DETAIL OR CONDITION REQUIRED TO CONSTRUCT THE BUILDING. THE CONTRACTOR THROUGH SUBMITTALS AND OTHER COORDINATION EFFORTS IS FULLY RESPONSIBLE FOR PROVIDING A COMPLETE AND OPERATIONAL BUILDING WHETHER INDICATED ON THE PLANS OR NOT.

DRAWING TITLE

WALL TYPES

DATE

DRAWN BY

CP

JOB NUMBER

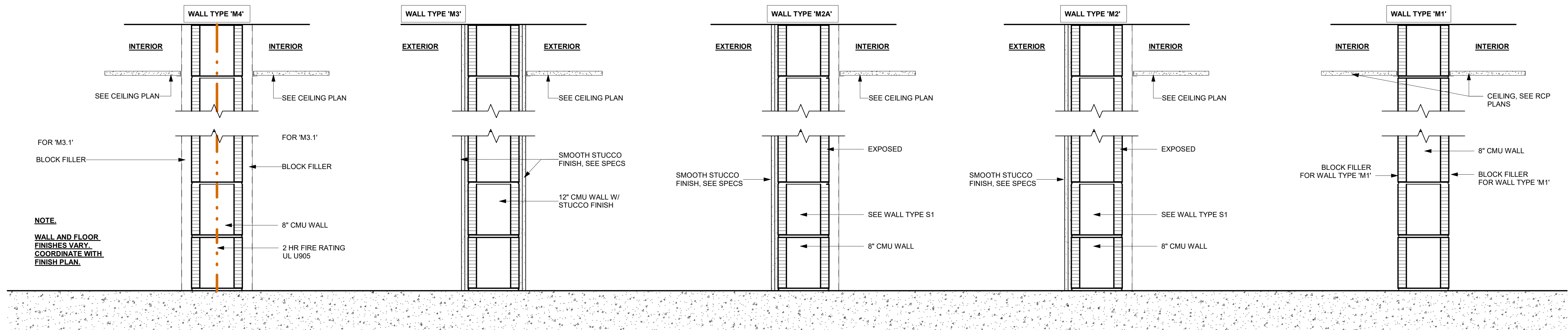
230103

DRAWING NUMBER

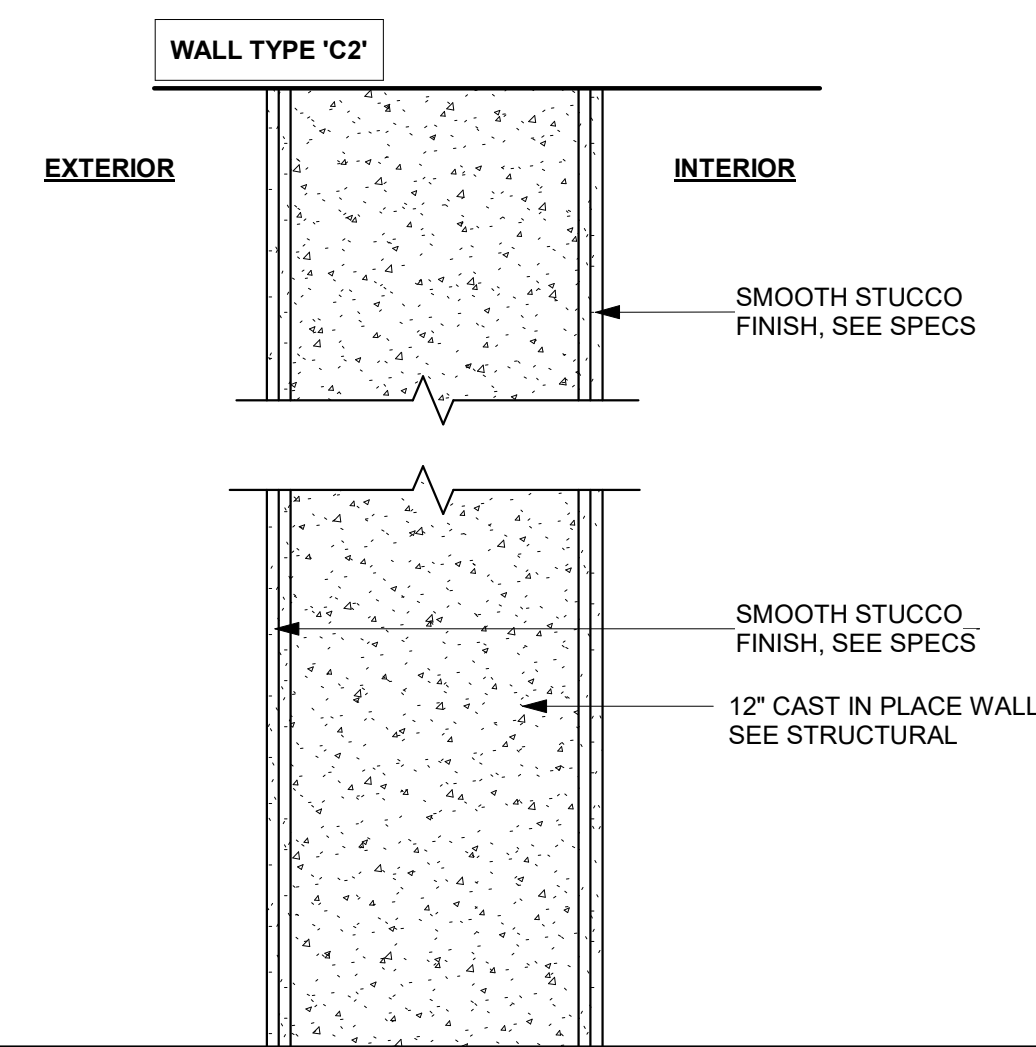
A9.01

ISSUE FOR PERMIT

03.07.25




WALL TYPES - MASONRY
1 1/2" = 1'-0"



WALL TYPES - CONCRETE WALLS
1 1/2" = 1'-0"

THIS DOCUMENT IS THE PROPERTY OF CURRIE SOWARDS AGUILU ARCHITECTS INC. ALL RIGHTS ARE RESERVED. ANY POSSESSION, REPRODUCTION OR OTHER USE OF THIS DOCUMENT, WITHOUT THE WRITTEN CONSENT OF CURRIE SOWARDS AGUILU ARCHITECTS INC., IS PROHIBITED.
3/7/2025 12:56:36 PM



**CURRIE
SOWARDS
AGUILA**
architects

Architecture, Planning,
Interiors, &
Sustainable Design

AA26001584
185 NE 4TH AVENUE SUITE 101
DELRAY BEACH, FL 33483

T: (561) 276-4951 F: (561) 243-8184
E-MAIL: office@csa-architects.com

ISSUED FOR :

FLEX SUB
DRC
SPA
BIDS
PERMIT
CONSTRUCTION
SEAL



JESS M. SOWARDS
AR0013205

PROJECT TITLE

**PBCFR - FIRE
STATION 24**

2700 WESTGATE AVE.,
WEST PALM BEACH, FL.
33409

REVISIONS

NUM.	DESCRIPTION	DATE

THESE DRAWINGS ARE PREPARED PER ESTABLISHED INDUSTRY STANDARDS AND REPRESENT THE ARCHITECT AND ENGINEERS DESIGN CONCEPT. THEY ARE NOT INTENDED TO PROVIDE EVERY DETAIL OR CONDITION REQUIRED TO CONSTRUCT THE BUILDING. THE CONTRACTOR THROUGH SUBMITTALS AND OTHER COORDINATION EFFORTS IS FULLY RESPONSIBLE FOR PROVIDING A COMPLETE AND OPERATIONAL BUILDING WHETHER INDICATED ON THE PLANS OR NOT.

DRAWING TITLE

**PARTITION
TYPES**


DATE _____ DRAWN BY
CP

JOB NUMBER
230103

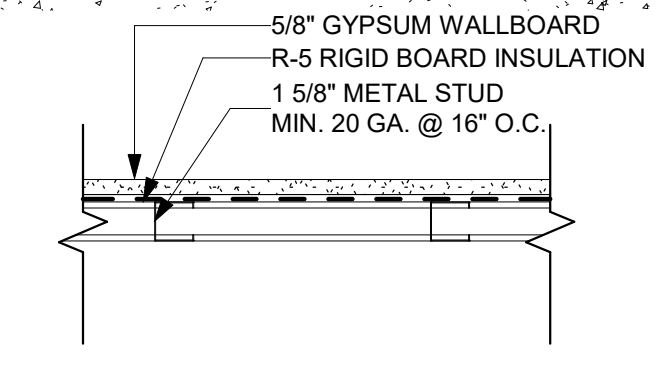
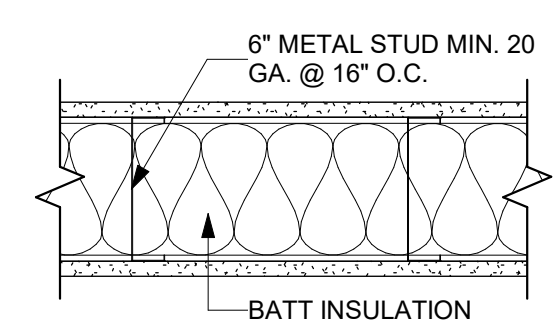
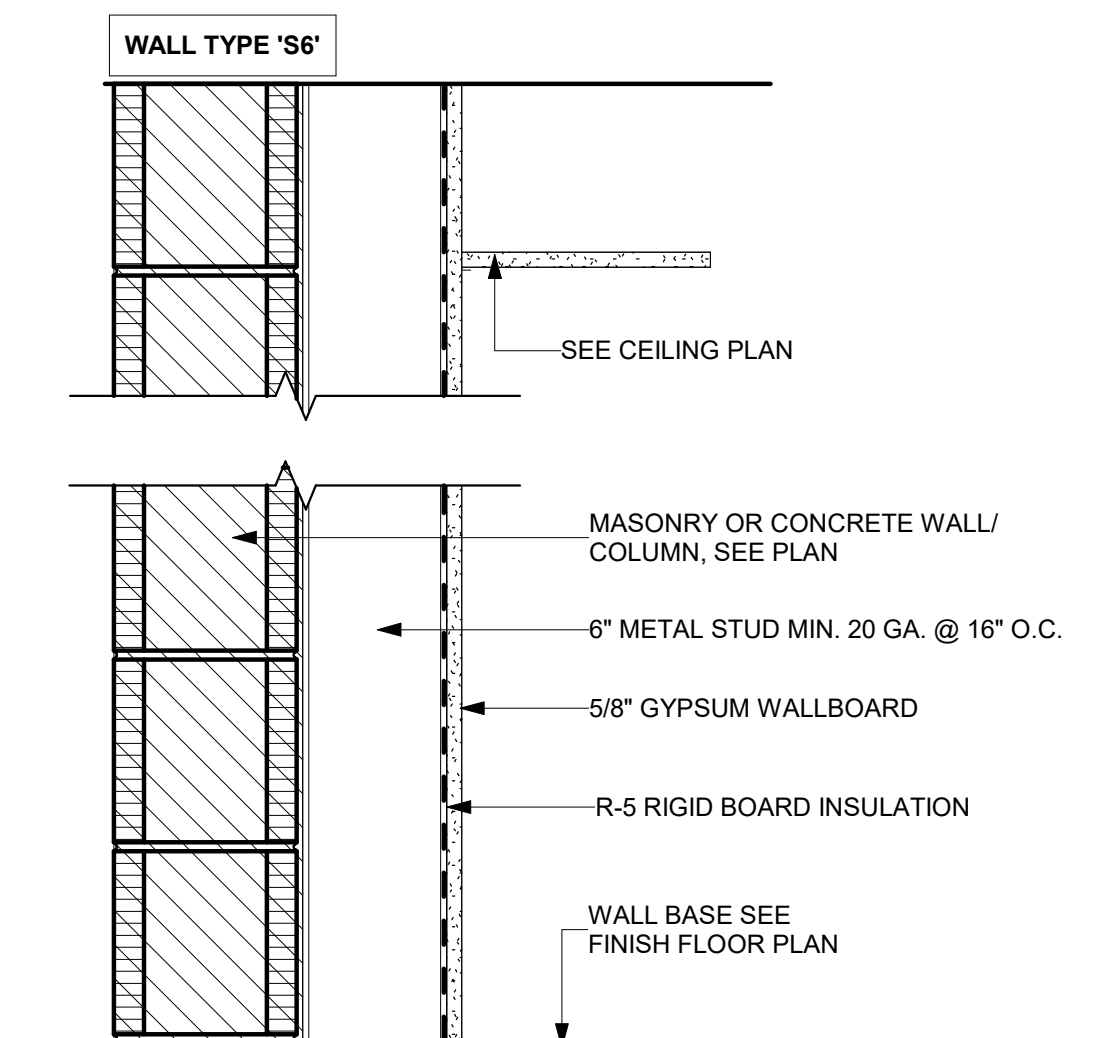
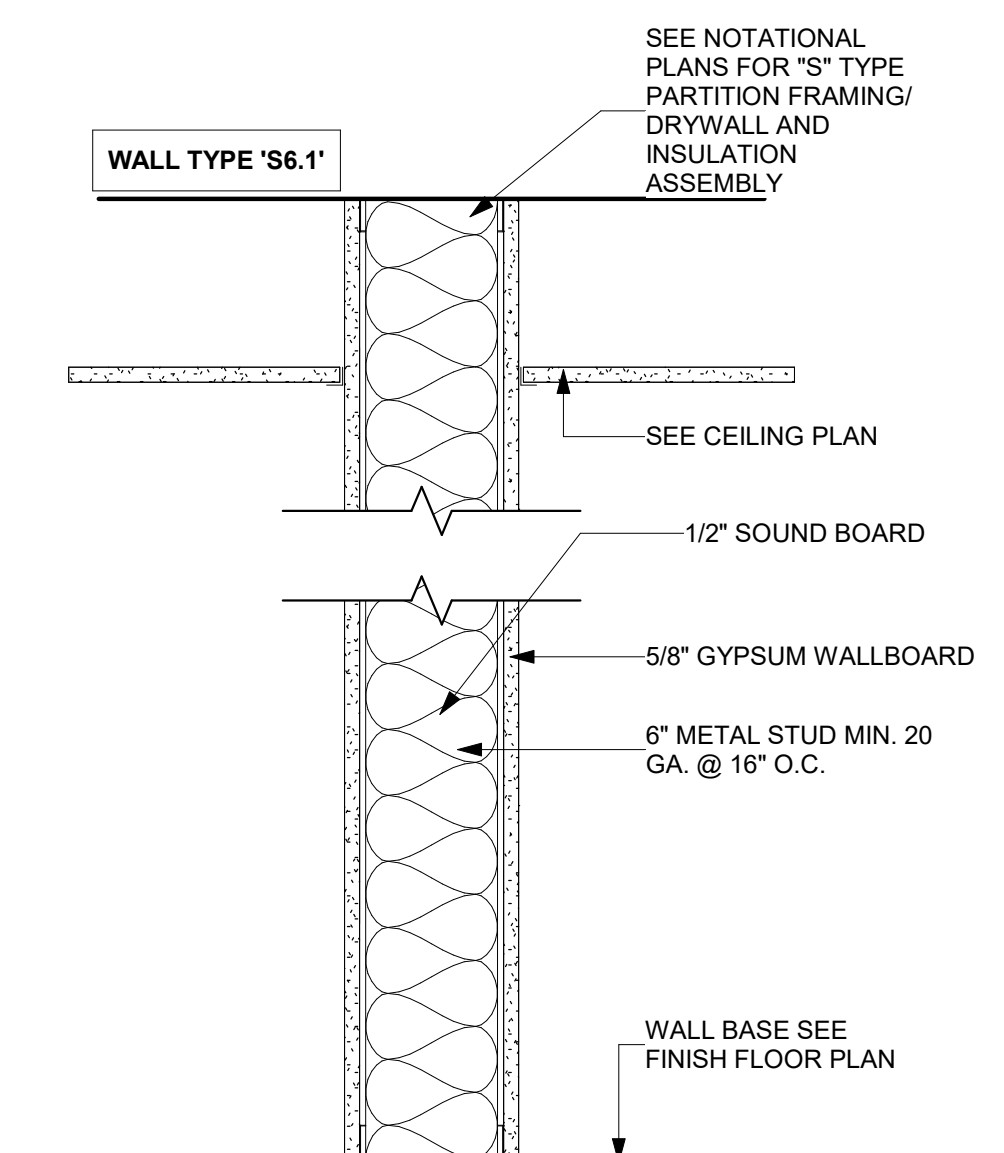
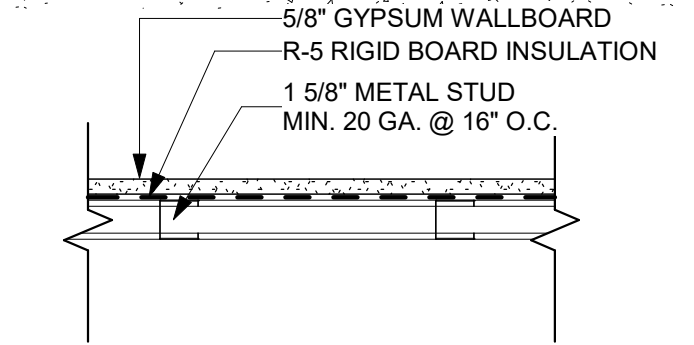
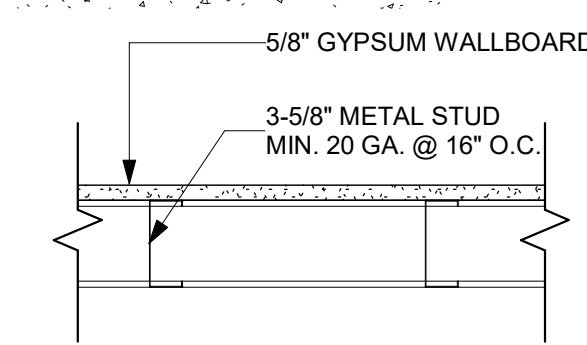
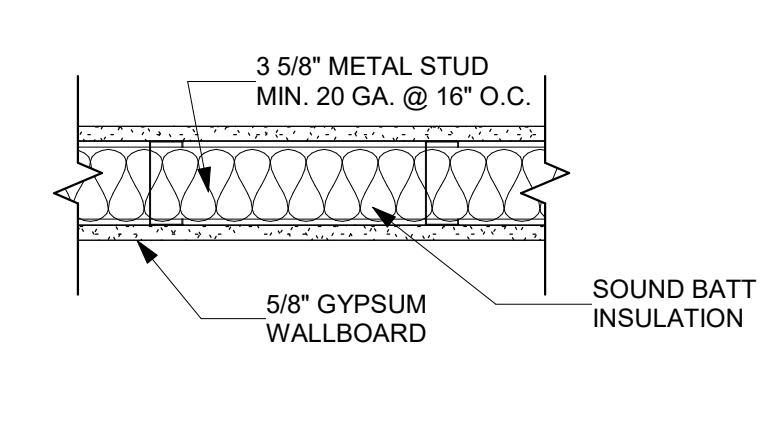
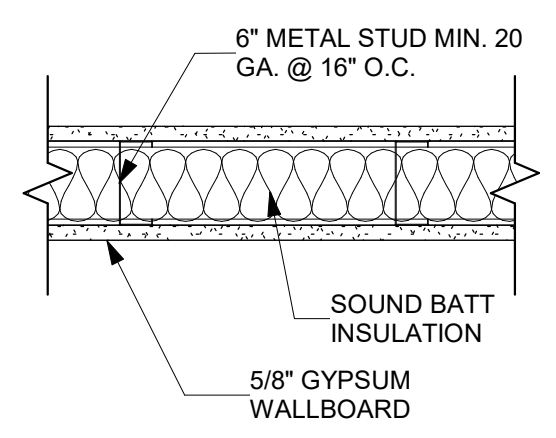
DRAWING NUMBER

A9.02

**03.07.25
ISSUE FOR PERMIT**



**SMOKE PARTITION
REQUIRES A SMOKE TIGHT JOINT BETWEEN
THE TOP OF THE SMOKE PARTITION AND THE
BOTTOM OF THE SUSPENDED CEILING. ALL
PENETRATIONS INTO SMOKE PARTITION
MUST BE SEALED. SEE MECHANICAL DRAWINGS
FOR DUCT PENETRATION REQUIREMENTS.**



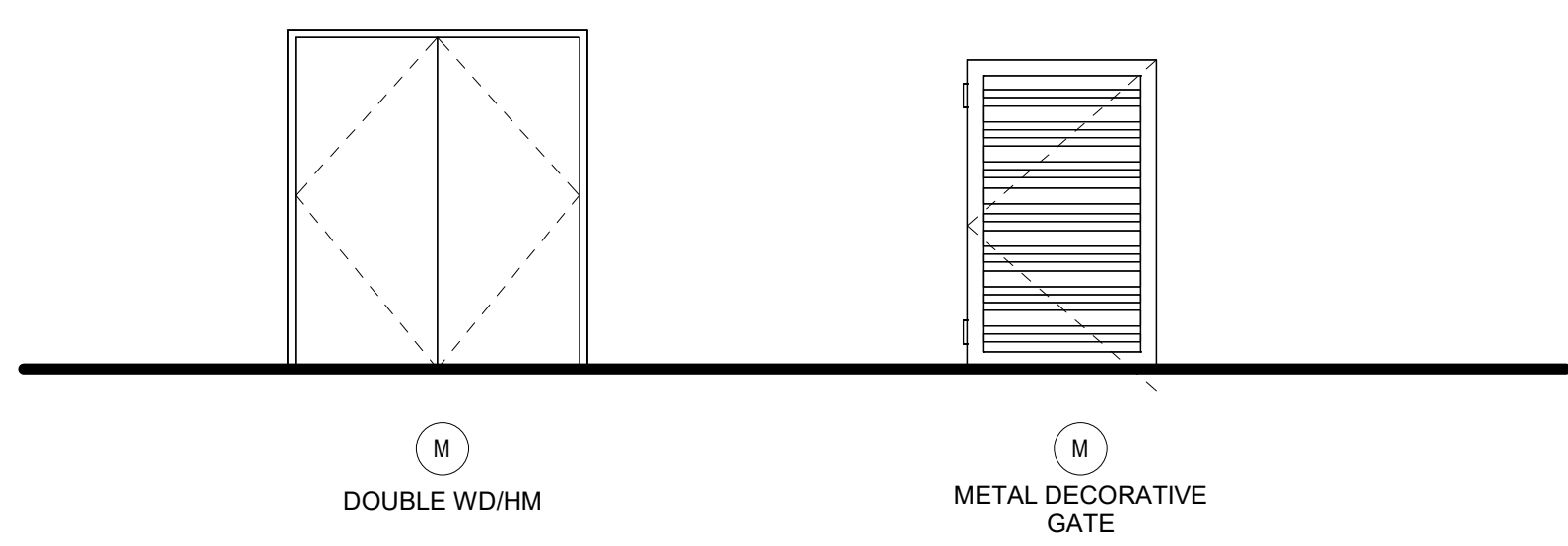
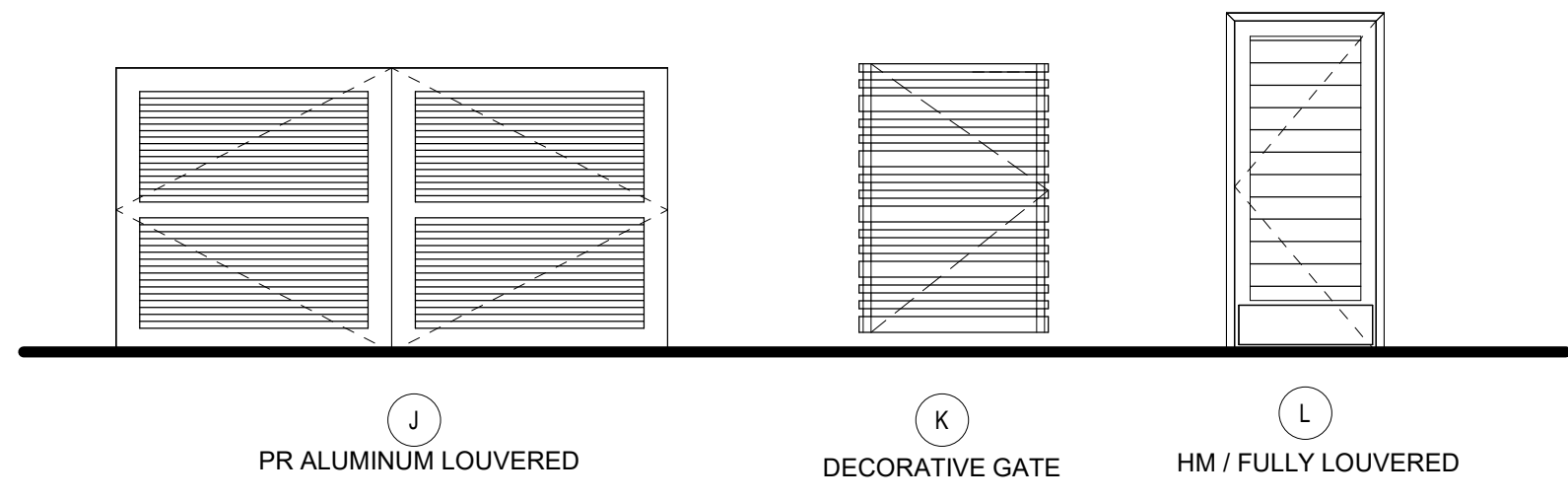
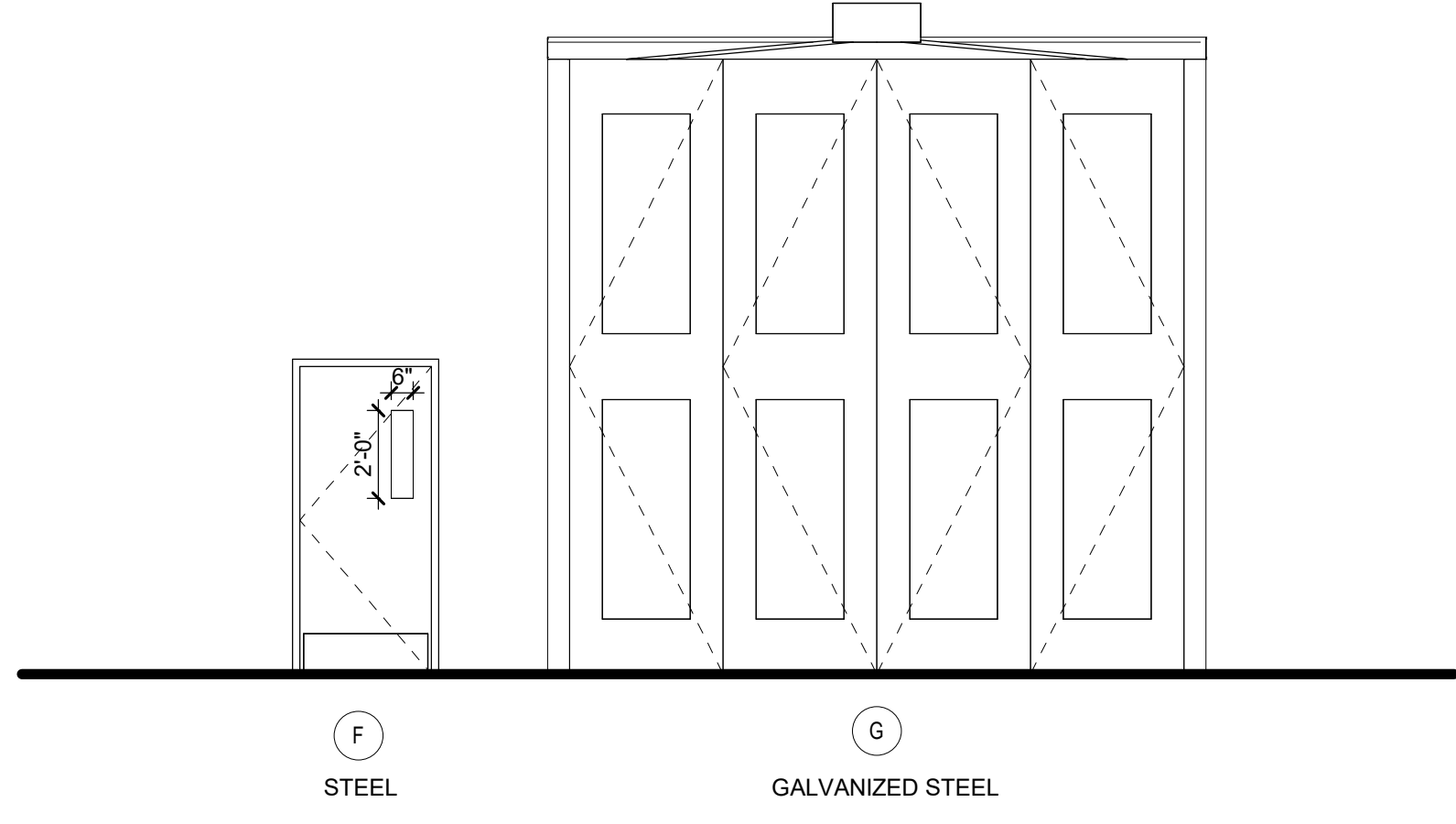
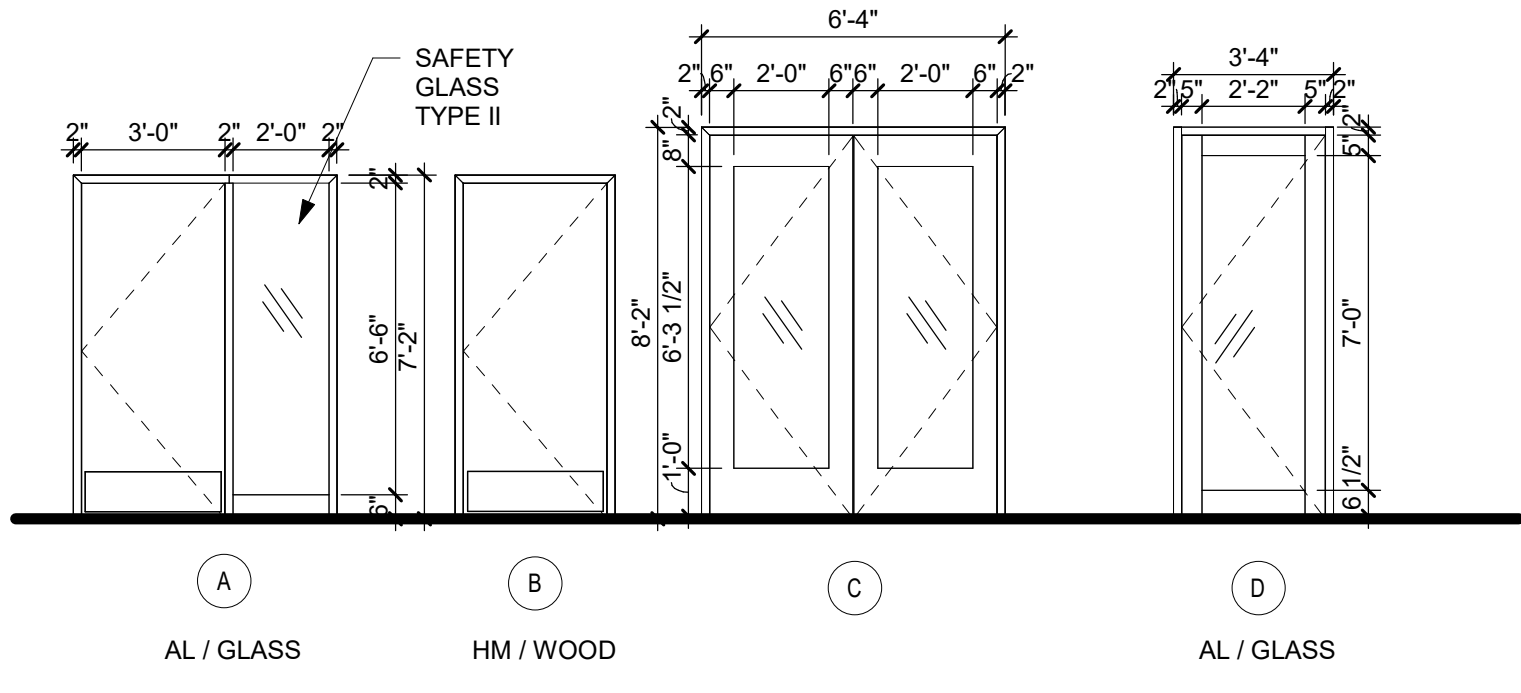
WALL TYPES - STUDS
1 1/2" = 1'-0"

- NOTES:**
- SEE INTERIOR ELEVATIONS & FINISH SCHEDULE FOR WALL FINISH AND WALL BASE INFORMATION
 - SEE STRUCTURAL DRAWINGS FOR CONCRETE WALL AND CMU WALL REINFORCEMENT.
 - SEE STRUCTURAL SPECIFICATIONS FOR CAST IN PLACE CONCRETE REQUIREMENTS.
 - SEE STRUCTURAL SPECIFICATIONS FOR CONCRETE MASONRY UNIT REQUIREMENTS.
 - USE MOISTURE RESISTANT GYPSUM BOARD IN WET AREAS.
 - TILE TO BE INSTALLED OVER TILE BACKING PANELS, SEE SPECIFICATIONS.

THIS DOCUMENT IS THE PROPERTY OF CURRIE SOWARDS AGUILA ARCHITECTS INC. ALL RIGHTS ARE RESERVED. ANY POSSESSION, REPRODUCTION OR OTHER USE OF THIS DOCUMENT, WITHOUT THE WRITTEN CONSENT OF CURRIE SOWARDS AGUILA ARCHITECTS INC., IS PROHIBITED. 3/7/2025 12:56:37 PM

DOOR SCHEDULE NOTE

- ALL ADA ACCESSIBLE INTERIOR SWING, SLIDING, OR FOLDING DOORS MUST OPEN WITH A MAXIMUM FORCE OF 5 LBS.
- ALL ADA ACCESSIBLE EXTERIOR DOORS MUST OPEN WITH A MAXIMUM FORCE OF 8.5 LBS.
- ALL OTHER DOORS SHALL COMPLY WITH FBC 1010.1.3.



DOOR SCHEDULE

DOOR NO.	TYPE	DOOR			FRAME		FIRE RATING	CARD READER	HARDWARE SET #	DESCRIPTION/COMMENTS		
		WIDTH	HEIGHT	THICKNESS	MATERIAL	FINISH					MATERIAL	FINISH
101A	D	3'-0"	8'-0"	0'-1 3/4"	AL/GL	BRONZE	AL	BRONZE	-	Yes	8.1	DOOR HADWARE BY STOREFRONT SUPPLIER, CARD READER ACCESS.
101B	B	3'-0"	7'-0"	0'-1 3/4"	WD	STAINED	HM	PAINTED	-	Yes	7.0	CARD READER
102	B	3'-0"	7'-0"	0'-1 3/4"	WD	STAINED	HM	PAINTED	-	Yes	7.0	CARD ACCESS READER
102A	B	3'-0"	7'-0"	0'-1 3/4"	WD	STAINED	HM	PAINTED	-	-	-	-
103	B	3'-0"	7'-0"	0'-1 3/4"	WD	STAINED	HM	PAINTED	-	No	2.1	-
104	B	3'-0"	7'-0"	0'-1 3/4"	WD	STAINED	HM	PAINTED	-	No	2.1	-
108A	D	3'-0"	8'-0"	0'-1 3/4"	AL/GL	BRONZE	AL	BRONZE	-	Yes	8.1	DOOR HADWARE BY STOREFRONT SUPPLIER, CARD READER ACCESS.
108B	C	6'-0"	8'-0"	0'-1 3/4"	AL/GL	BRONZE	AL	BRONZE	-	Yes	9.0	DOOR HADWARE BY STOREFRONT SUPPLIER, LEVEL E REQUIRED. CARD READER ACCESS.
108C	M	4'-0"	7'-0"	0'-2"	-	-	-	-	-	No	-	PAINTED ALUMINUM PEDESTRIAN GATE, PROVIDE PANIC HARDWARE
109	A	3'-0"	8'-0"	0'-1 3/4"	WD	STAINED	HM	PAINTED	-	Yes	7.1	CARD ACCESS READER
110	B	3'-0"	7'-0"	0'-1 3/4"	WD	STAINED	HM	PAINTED	-	No	2.1	-
111	L	3'-0"	7'-0"	0'-1 3/4"	WD	STAINED	HM	PAINTED	-	No	5.0	-
112	B	3'-0"	7'-0"	0'-1 3/4"	WD	STAINED	HM	PAINTED	-	No	5.0	-
113	B	3'-0"	7'-0"	0'-1 3/4"	HM	PAINTED	HM	PAINTED	-	Yes	8.0	CARD ACCESS READER
113A	K	3'-6"	5'-11"	0'-2"	-	-	-	-	-	Yes	-	PAINTED STEEL PEDESTRIAN GATE
114	B	3'-0"	7'-0"	0'-1 3/4"	WD	STAINED	HM	PAINTED	-	No	5.0	-
115	B	3'-0"	7'-0"	0'-1 3/4"	WD	STAINED	HM	PAINTED	-	No	5.0	-
116	B	3'-0"	7'-0"	0'-1 3/4"	WD	STAINED	HM	PAINTED	-	Yes	7.0	CARD ACCESS READER
117	B	3'-0"	7'-0"	0'-1 3/4"	WD	STAINED	HM	PAINTED	-	No	2.1	-
118	B	3'-0"	8'-0"	0'-1 3/4"	WD	STAINED	HM	PAINTED	-	No	4.0	-
119	B	3'-0"	7'-0"	0'-1 3/4"	WD	STAINED	HM	PAINTED	-	No	7.0	-
120	B	3'-0"	7'-0"	0'-1 3/4"	WD	STAINED	HM	PAINTED	-	No	5.0	-
121	B	3'-0"	7'-0"	0'-1 3/4"	WD	STAINED	HM	PAINTED	-	No	2.1	-
122	M	6'-0"	7'-0"	0'-2"	WD	STAINED	HM	PAINTED	-	No	12.0	-
123	B	3'-0"	7'-0"	0'-1 3/4"	WD	STAINED	HM	PAINTED	-	No	5.0	-
124	B	3'-0"	7'-0"	0'-1 3/4"	WD	STAINED	HM	PAINTED	-	No	2.0	-
125	B	3'-0"	7'-0"	0'-1 3/4"	WD	STAINED	HM	PAINTED	-	No	2.0	-
126	A	3'-0"	8'-0"	0'-1 3/4"	WD	STAINED	HM	PAINTED	-	No	4.0	-
127	B	3'-0"	7'-0"	0'-1 3/4"	WD	STAINED	HM	PAINTED	-	No	2.0	-
128A	B	3'-0"	7'-0"	0'-1 3/4"	WD	STAINED	HM	PAINTED	-	No	2.0	-
128B	B	3'-0"	7'-0"	0'-1 3/4"	WD	STAINED	HM	PAINTED	-	No	2.0	-
129	B	3'-0"	7'-0"	0'-1 3/4"	WD	STAINED	HM	PAINTED	-	No	2.0	-
130	A	3'-0"	8'-0"	0'-1 3/4"	WD	STAINED	HM	PAINTED	-	No	4.0	-
131	B	3'-0"	7'-0"	0'-1 3/4"	WD	STAINED	HM	PAINTED	-	No	2.0	-
132	B	3'-0"	7'-0"	0'-1 3/4"	WD	STAINED	HM	PAINTED	-	No	2.0	-
133	B	3'-0"	7'-0"	0'-1 3/4"	WD	STAINED	HM	PAINTED	-	No	2.0	-
134	B	3'-0"	7'-0"	0'-1 3/4"	WD	STAINED	HM	PAINTED	-	No	2.0	-
135	B	3'-0"	7'-0"	0'-1 3/4"	WD	STAINED	HM	PAINTED	-	No	2.0	-
136	B	3'-0"	7'-0"	0'-1 3/4"	WD	STAINED	HM	PAINTED	-	No	2.0	-
137	B	3'-0"	7'-0"	0'-1 3/4"	WD	STAINED	HM	PAINTED	-	No	2.0	-
138	B	3'-0"	7'-0"	0'-1 3/4"	WD	STAINED	HM	PAINTED	-	No	2.0	-
139	B	4'-0"	7'-0"	0'-1 3/4"	HM	PAINTED	HM	PAINTED	-	No	10.0	-
140	B	4'-0"	7'-0"	0'-1 3/4"	HM	PAINTED	HM	PAINTED	-	No	10.0	-
141A	F	3'-0"	7'-0"	0'-1 3/4"	HM	PAINTED	HM	PAINTED	-	Yes	7.0	CARD ACCESS READER
141B	F	3'-0"	7'-0"	0'-1 3/4"	HM	PAINTED	HM	PAINTED	-	Yes	7.0	CARD ACCESS READER
142	B	4'-0"	7'-0"	0'-1 3/4"	HM	PAINTED	HM	PAINTED	-	No	10.0	-
142A	B	3'-0"	8'-0"	0'-1 3/4"	HM	PAINTED	HM	PAINTED	-	No	5.0	-
143	B	3'-0"	7'-0"	0'-1 3/4"	HM	PAINTED	HM	PAINTED	-	No	5.0	-
144	B	3'-0"	7'-0"	0'-1 3/4"	WD	STAINED	HM	PAINTED	-	No	2.1	-
145	B	3'-0"	7'-0"	0'-1 3/4"	WD	STAINED	HM	PAINTED	-	No	2.1	-
146	D	3'-0"	8'-0"	0'-1 3/4"	AL/GL	BRONZE	AL	BRONZE	-	Yes	8.1	DOOR HADWARE BY STOREFRONT SUPPLIER, CARD READER ACCESS.
146A	E	3'-0"	7'-0"	0'-1 3/4"	HM	PAINTED	HM	PAINTED	90 MIN	No	3.0	PUSH/PULL PLATE
146B	F	3'-0"	7'-0"	0'-1 3/4"	HM	PAINTED	HM	PAINTED	-	Yes	7.0	CARD ACCESS READER
147	B	3'-0"	8'-0"	0'-1 3/4"	HM	PAINTED	HM	PAINTED	-	Yes	8.0	CARD ACCESS READER
148	B	3'-0"	8'-0"	0'-1 3/4"	HM	PAINTED	HM	PAINTED	-	No	5.0	-
148B	C	14'-0"	14'-0"	0'-2"	GALV. STEEL	FACTORY FINISH	GALV. STEEL	FACTORY FINISH	-	No	1.0	FOUR PANEL APPARATUS BAY DOOR. LEVEL E REQUIRED.
149C	C	14'-0"	14'-0"	0'-2"	GALV. STEEL	FACTORY FINISH	GALV. STEEL	FACTORY FINISH	-	No	1.0	FOUR PANEL APPARATUS BAY DOOR. LEVEL E REQUIRED.
149D	G	14'-0"	14'-0"	0'-2"	GALV. STEEL	FACTORY FINISH	GALV. STEEL	FACTORY FINISH	-	No	1.0	FOUR PANEL APPARATUS BAY DOOR. LEVEL E REQUIRED.
149E	D	3'-0"	8'-0"	0'-1 3/4"	AL/GL	PAINTED	HM	PAINTED	-	Yes	8.0	CARD ACCESS READER
149F	G	14'-0"	14'-0"	0'-2"	GALV. STEEL	FACTORY FINISH	GALV. STEEL	FACTORY FINISH	-	No	1.0	FOUR PANEL APPARATUS BAY DOOR. LEVEL E REQUIRED.
149G	G	14'-0"	14'-0"	0'-2"	GALV. STEEL	FACTORY FINISH	GALV. STEEL	FACTORY FINISH	-	No	1.0	FOUR PANEL APPARATUS BAY DOOR. LEVEL E REQUIRED.
149H	G	14'-0"	14'-0"	0'-2"	GALV. STEEL	FACTORY FINISH	GALV. STEEL	FACTORY FINISH	-	No	1.0	FOUR PANEL APPARATUS BAY DOOR. LEVEL E REQUIRED.
149J	J	11'-8"	6'-0"	0'-1 3/4"	-	-	-	-	-	No	1.1	FULL LENGTH PIANO HINGE.
154A	E	3'-0"	7'-0"	0'-1 3/4"	HM	PAINTED	HM	PAINTED	90 MIN	No	3.0	PUSH/PULL PLATE
155A	D	3'-0"	8'-0"	0'-1 3/4"	AL/GL	PAINTED	HM	PAINTED	-	Yes	8.1	DOOR HADWARE BY STOREFRONT SUPPLIER. LEVEL E REQUIRED. DOOR EQUIPPED WITH PANIC HARDWARE.
155B	F	3'-0"	7'-0"	0'-1 3/4"	HM	PAINTED	HM	PAINTED	-	Yes	7.0	CARD ACCESS READER
156	K	4'-0"	5'-11"	0'-2"	-	-	-	-	-	Yes	-	PAINTED STEEL PEDESTRIAN GATE WITH CARD READER

HARDWARE SCHEDULE:


- The following schedule is furnished for whatever assistance it may afford the contractor; do not consider it as entirely inclusive. Should any particular door or item be omitted in any scheduled hardware group, provide door or item with hardware same as required for similar purposes. Quantities listed are for each pair of doors or for each single door.
- The intent of the hardware specification is to specify the hardware for interior and exterior doors, and to establish a type, continuity, and standard of quality. However, it is the door hardware supplier's responsibility to thoroughly review existing conditions, schedules, specifications, drawings, and other Contract Documents to verify the suitability of the hardware specified.
- This hardware schedule was prepared by:

Allegion, PLC
 3451 Technological Ave, Suite 7
 Orlando FL 32817
 Ph: 407-571-2000
 Fax 407-571-2006



CURRIE SOWARDS AGUILU architects
 Architecture, Planning, Interiors, & Sustainable Design
 AA26001584
 185 NE 4TH AVENUE SUITE 101
 DELRAY BEACH, FL 33483
 T: (561) 276-4951 F: (561) 243-8184
 E-MAIL: office@csa-architects.com

ISSUED FOR:
 FLEX SUB
 DRC
 SPA
 BIDS
 PERMIT
 CONSTRUCTION
 SEAL



JESS M. SOWARDS
 AR0013205

PROJECT TITLE
PBCFR - FIRE STATION 24

2700 WESTGATE AVE.,
 WEST PALM BEACH, FL.
 33409

REVISIONS

NUM.	DESCRIPTION	DATE

ISSUE FOR PERMIT


THESE DRAWINGS ARE PREPARED PER ESTABLISHED INDUSTRY STANDARDS AND REPRESENT THE ARCHITECT AND ENGINEERS DESIGN CONCEPT. THEY ARE NOT INTENDED TO PROVIDE EVERY DETAIL OR CONDITION REQUIRED TO CONSTRUCT THE BUILDING. THE CONTRACTOR THROUGH SUBMITTALS AND OTHER COORDINATION EFFORTS IS FULLY RESPONSIBLE FOR PROVIDING A COMPLETE AND OPERATIONAL BUILDING WHETHER INDICATED ON THE PLANS OR NOT.

DRAWING TITLE
DOOR SCHEDULE & DETAILS

DATE: | DRAWN BY: CP
 JOB NUMBER: 230103
 DRAWING NUMBER:

A9.10

THIS DOCUMENT IS THE PROPERTY OF CURRIE SOWARDS AGUILU ARCHITECTS INC. ALL RIGHTS ARE RESERVED. ANY REPRODUCTION OR OTHER USE OF THIS DOCUMENT, WITHOUT THE WRITTEN CONSENT OF CURRIE SOWARDS AGUILU ARCHITECTS INC., IS PROHIBITED. 3/7/2025 12:56:39 PM



**CURRIE
SOWARDS
AGUILA**
architects

Architecture, Planning,
Interiors, &
Sustainable Design

AA26001584

185 NE 4TH AVENUE SUITE 101
DELRAY BEACH, FL 33483

T: (561) 276-4951 F: (561) 243-8184
E-MAIL: office@csa-architects.com

ISSUED FOR :

FLEX SUB

DRC


SPA

BIDS

PERMIT

CONSTRUCTION

SEAL



JESS M. SOWARDS
AR0013205

PROJECT TITLE

**PBCFR - FIRE
STATION 24**

2700 WESTGATE AVE.,
WEST PALM BEACH, FL.
33409

REVISIONS

NUM.	DESCRIPTION	DATE

THESE DRAWINGS ARE PREPARED PER ESTABLISHED INDUSTRY STANDARDS AND REPRESENT THE ARCHITECT AND ENGINEERS DESIGN CONCEPT. THEY ARE NOT INTENDED TO PROVIDE EVERY DETAIL OR CONDITION REQUIRED TO CONSTRUCT THE BUILDING. THE CONTRACTOR THROUGH SUBMITTALS AND OTHER COORDINATION EFFORTS IS FULLY RESPONSIBLE FOR PROVIDING A COMPLETE AND OPERATIONAL BUILDING WHETHER INDICATED ON THE PLANS OR NOT.

DRAWING TITLE

**DOOR &
STOREFRONT
DETAILS**

DATE

DRAWN BY

CP

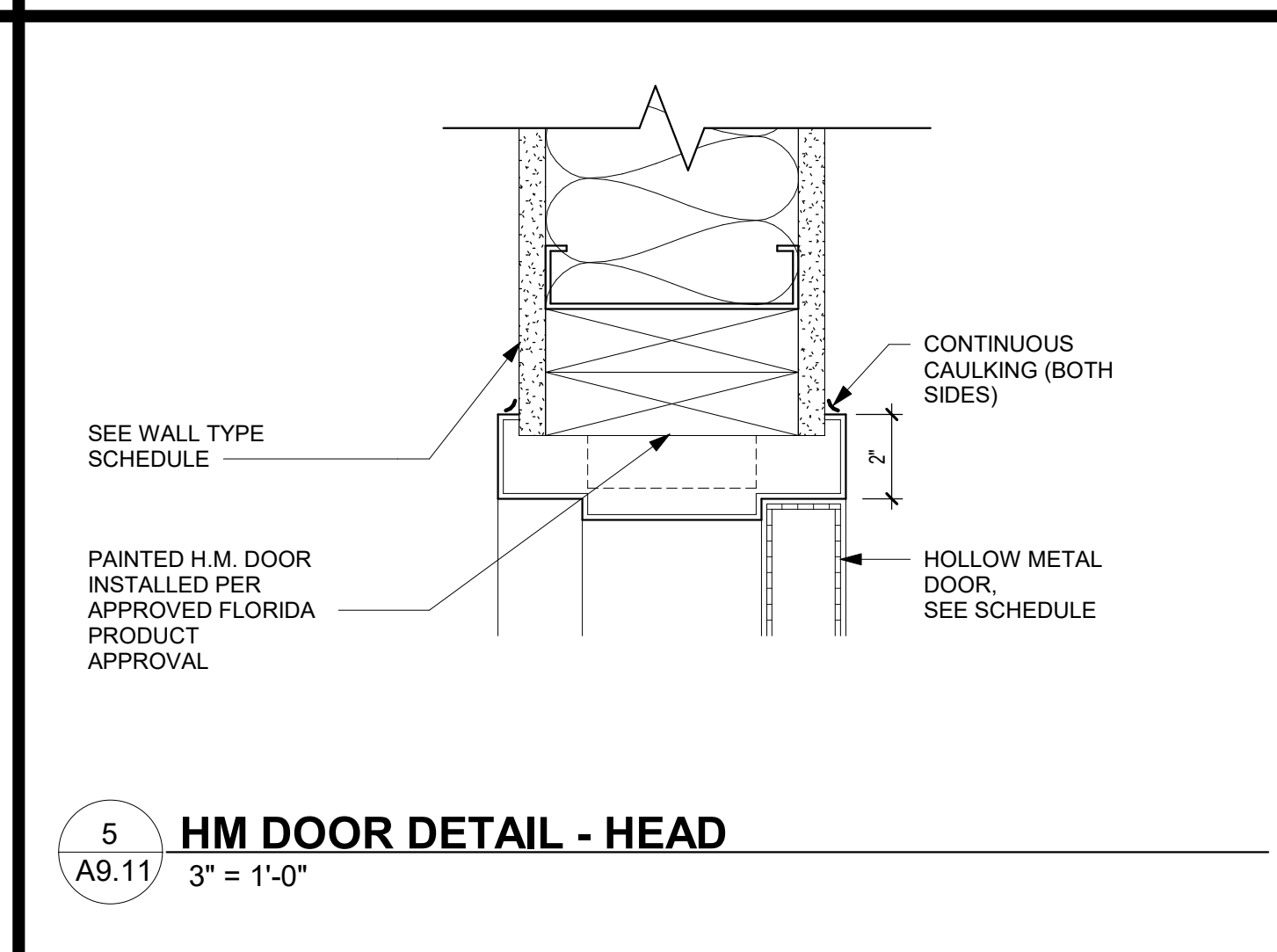
JOB NUMBER

230103

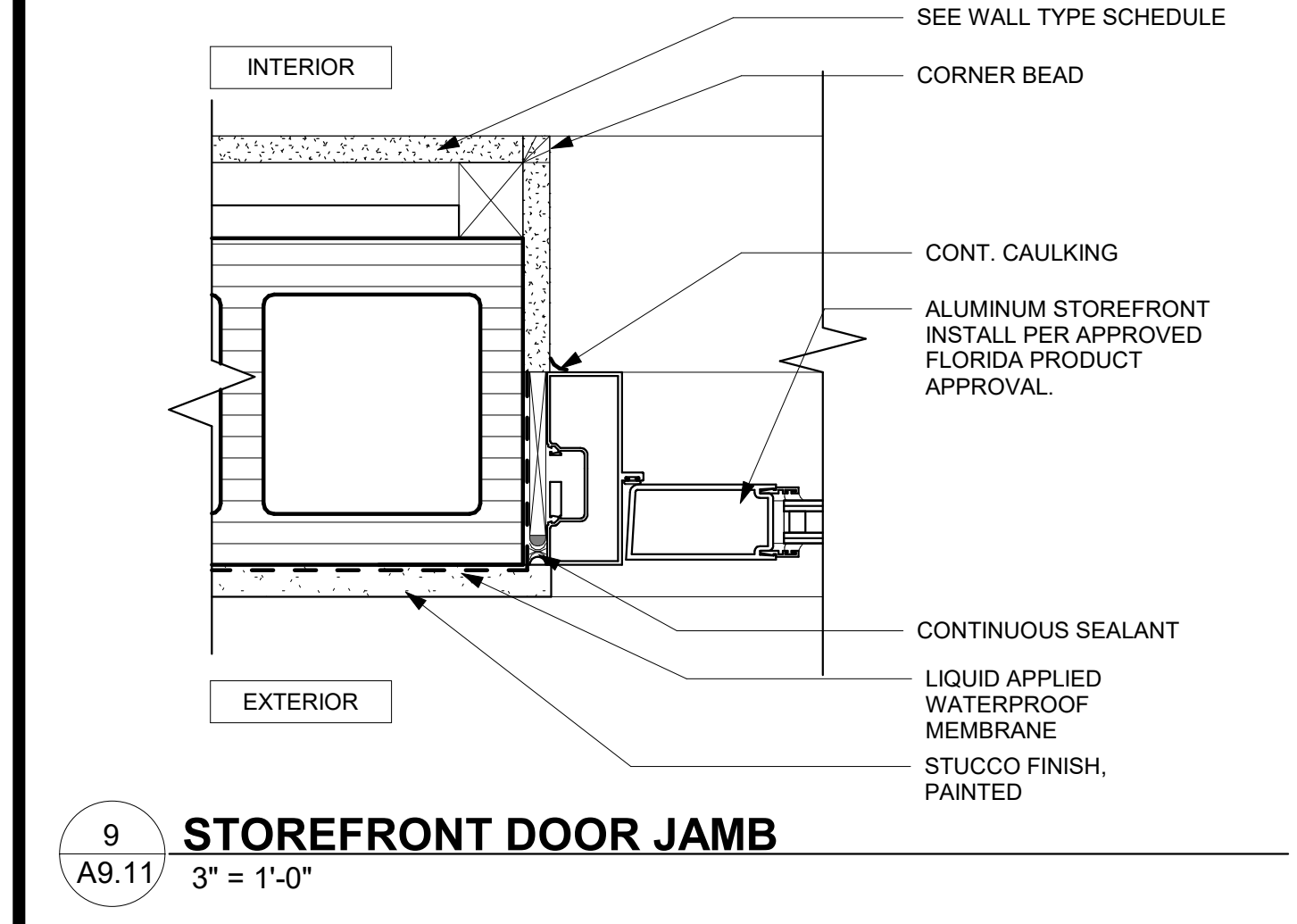
DRAWING NUMBER

A9.11

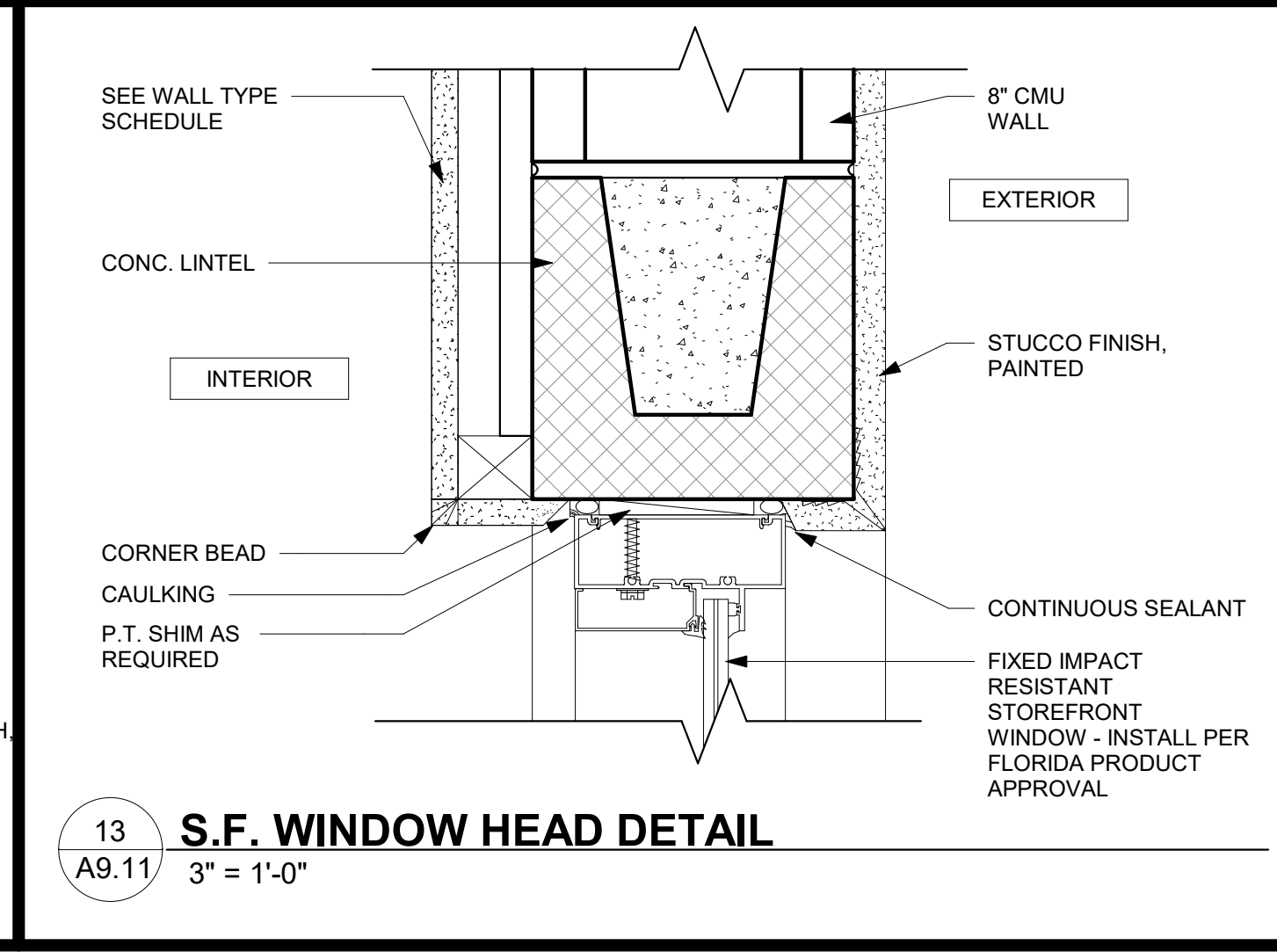
03.07.25
ISSUE FOR PERMIT



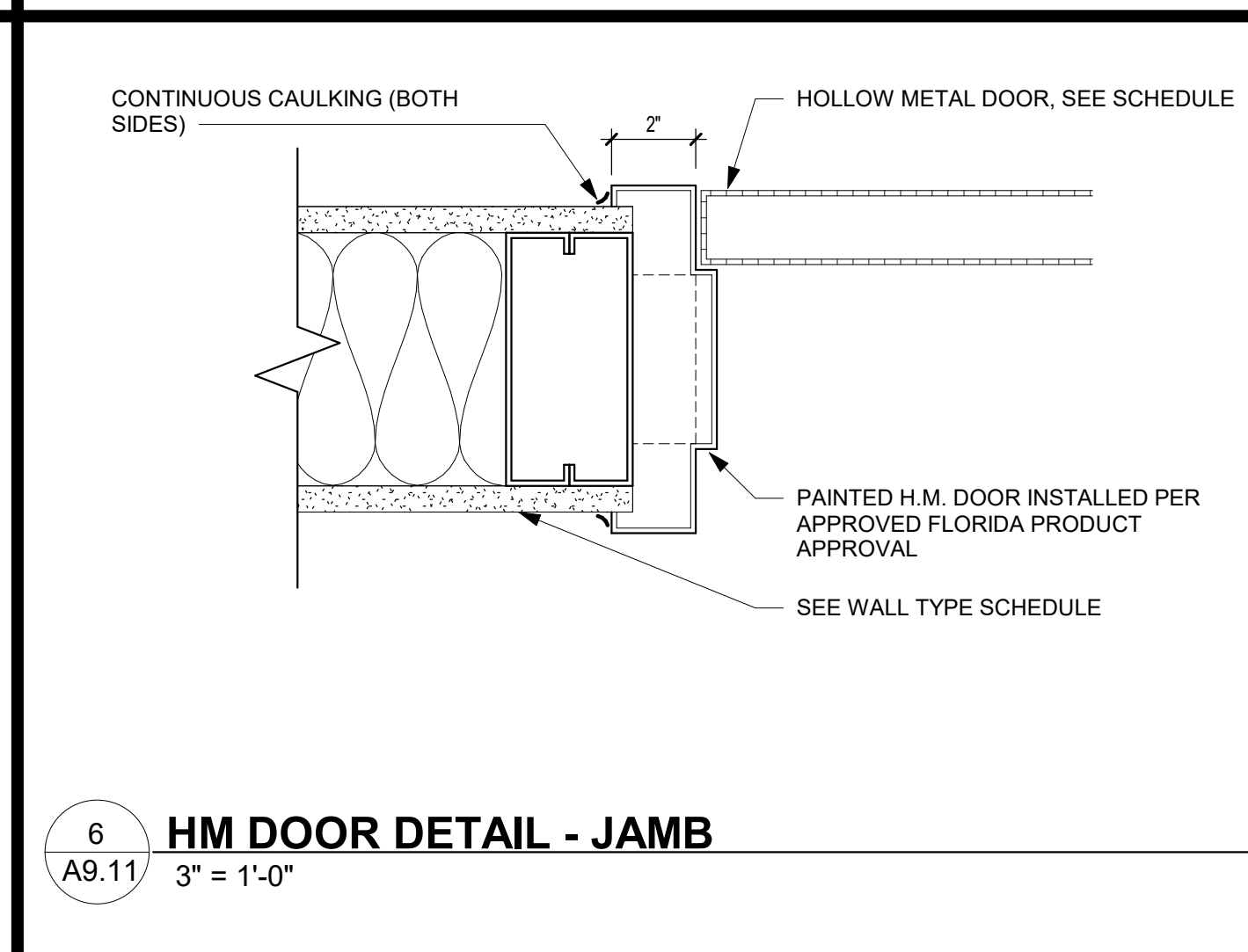
1 HM DOOR IN CMU - HEAD
A9.11 3" = 1'-0"



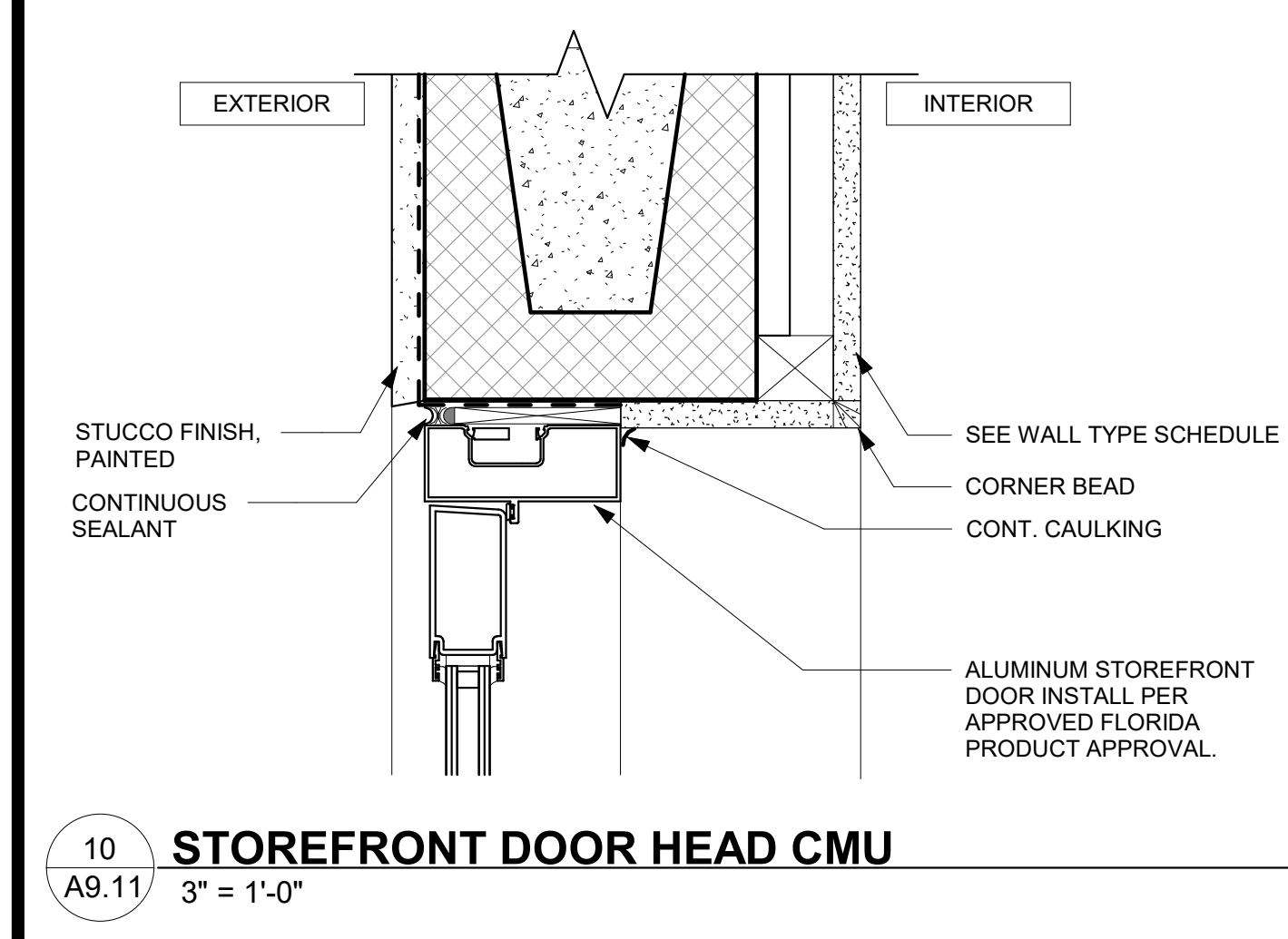
9 STOREFRONT DOOR JAMB
A9.11 3" = 1'-0"



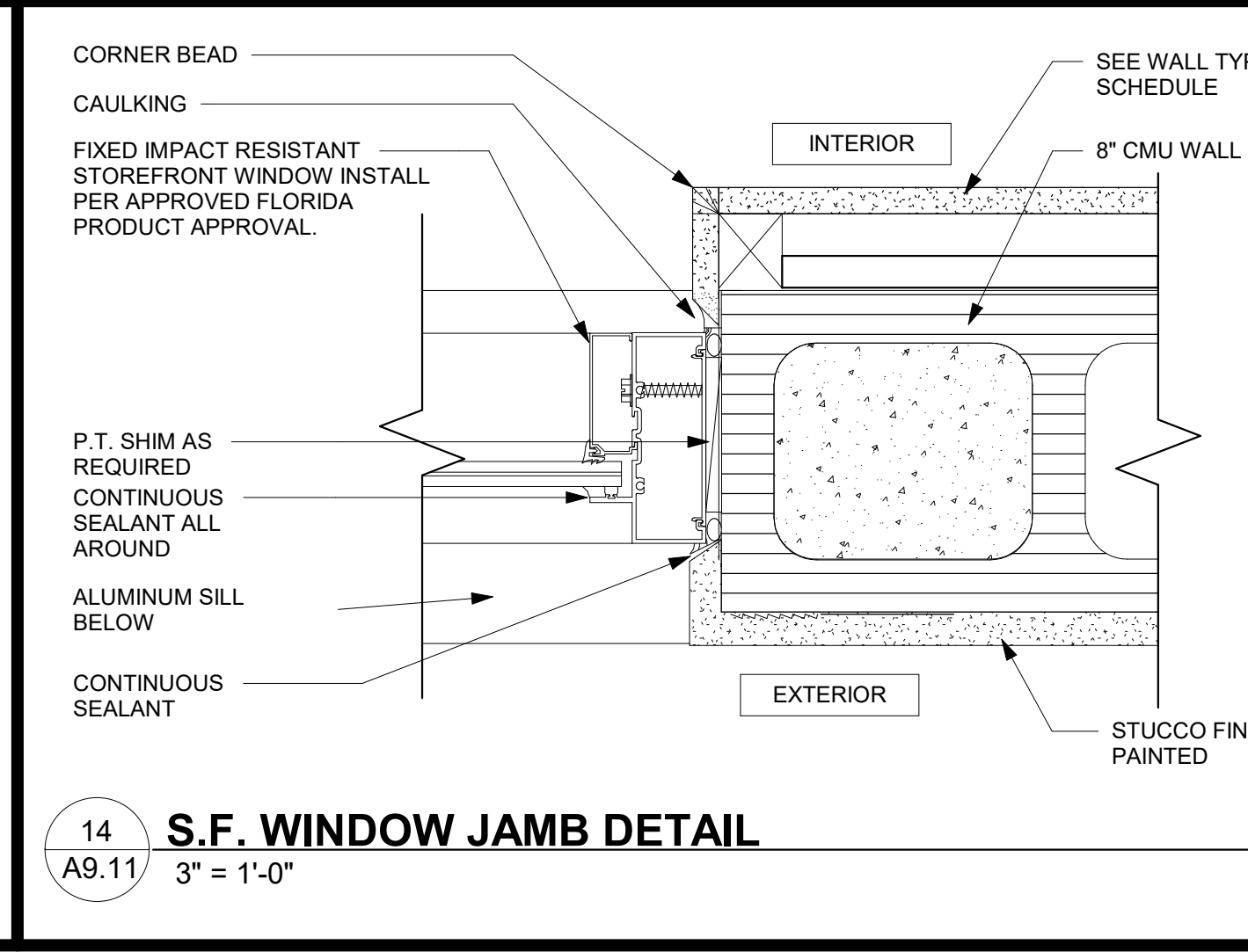
13 S.F. WINDOW HEAD DETAIL
A9.11 3" = 1'-0"



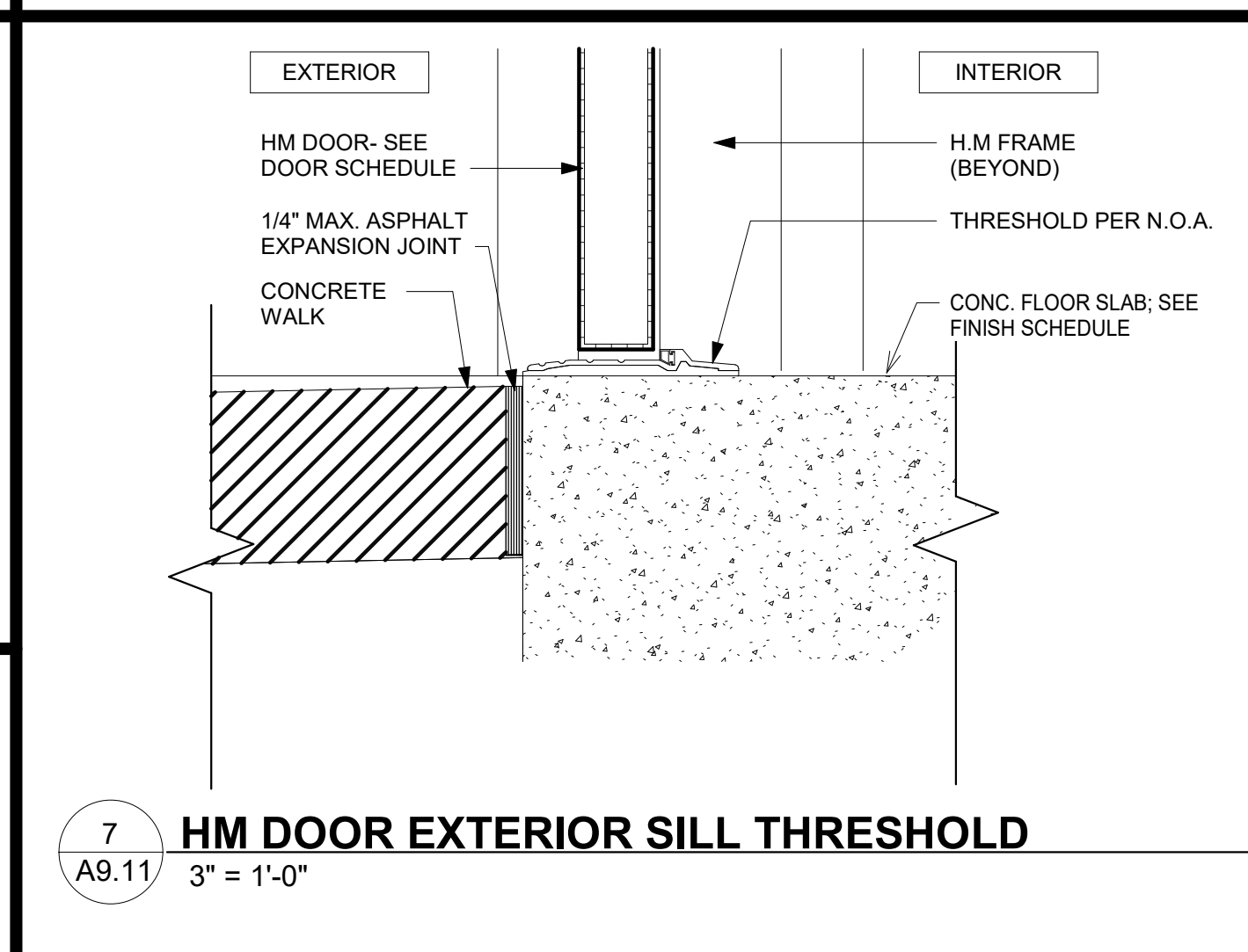
6 HM DOOR DETAIL - JAMB
A9.11 3" = 1'-0"



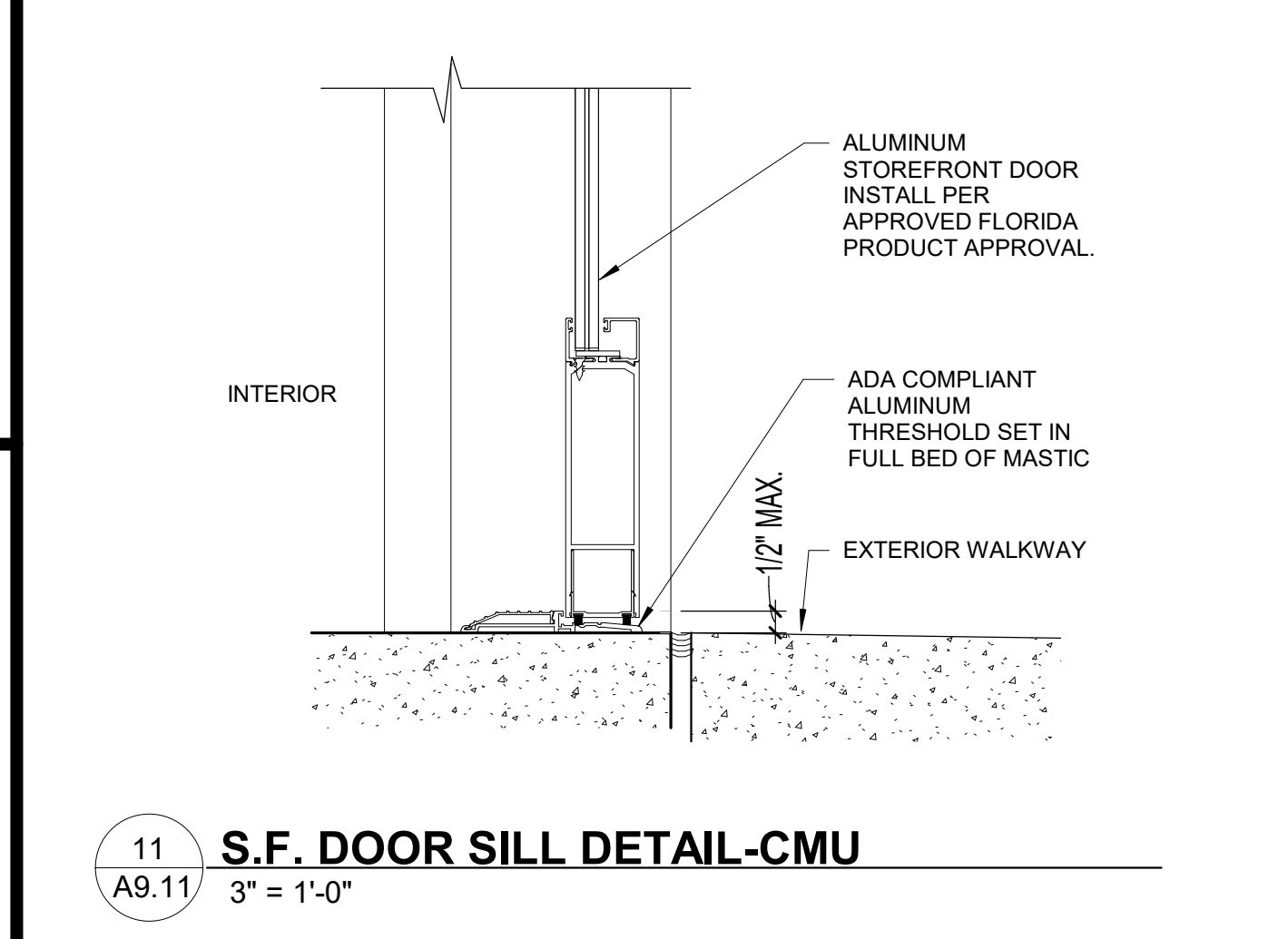
10 STOREFRONT DOOR HEAD CMU
A9.11 3" = 1'-0"



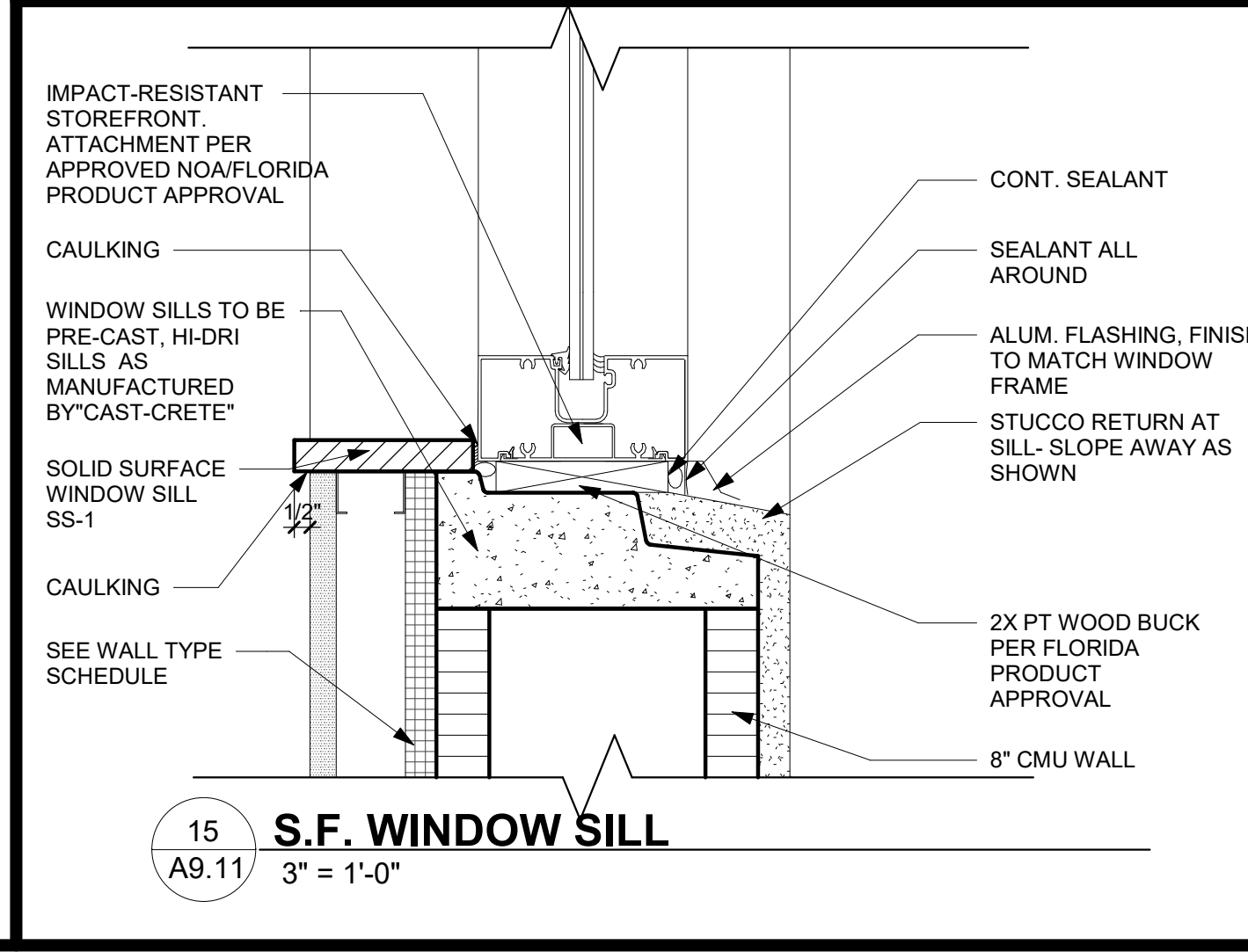
14 S.F. WINDOW JAMB DETAIL
A9.11 3" = 1'-0"



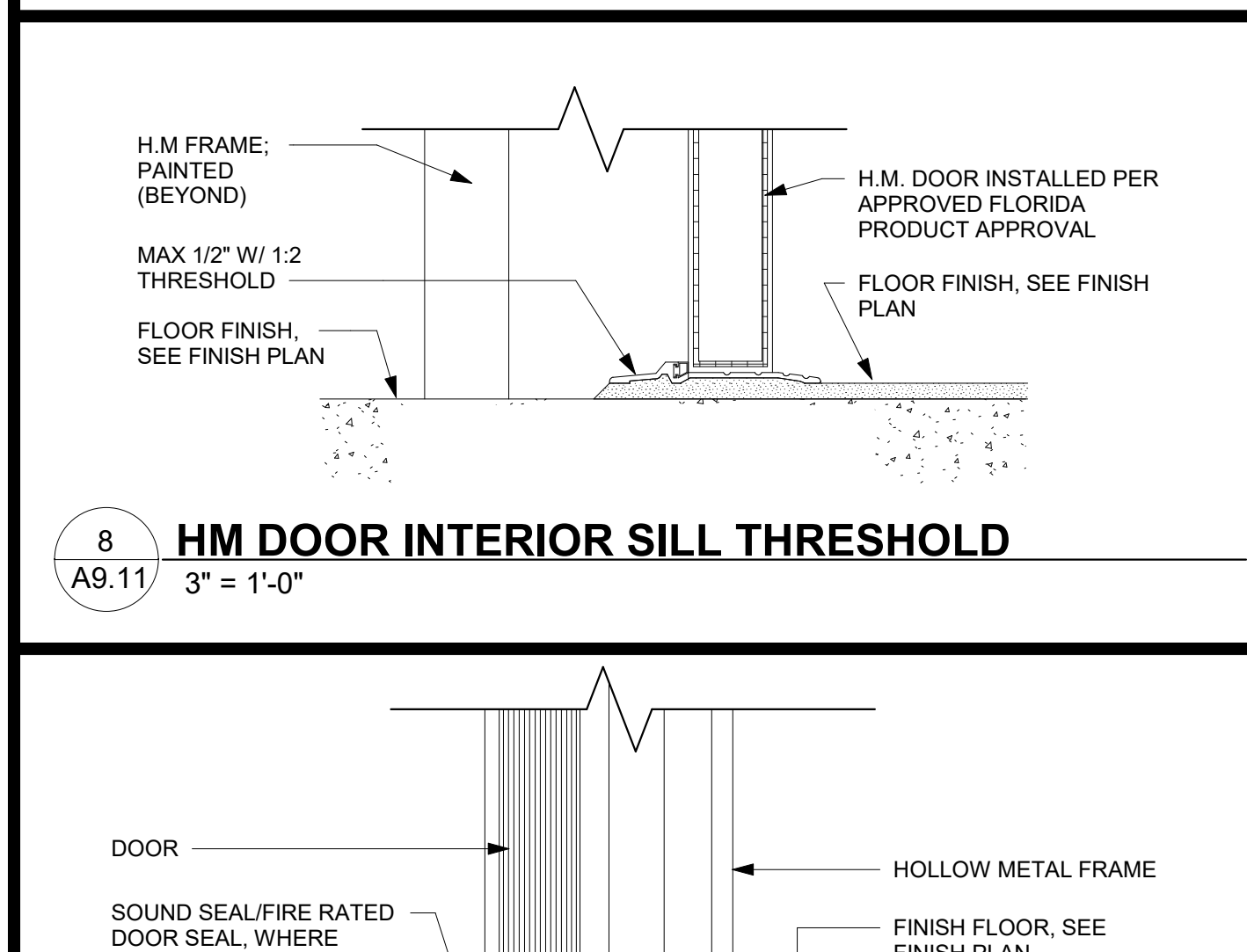
7 HM DOOR EXTERIOR SILL THRESHOLD
A9.11 3" = 1'-0"



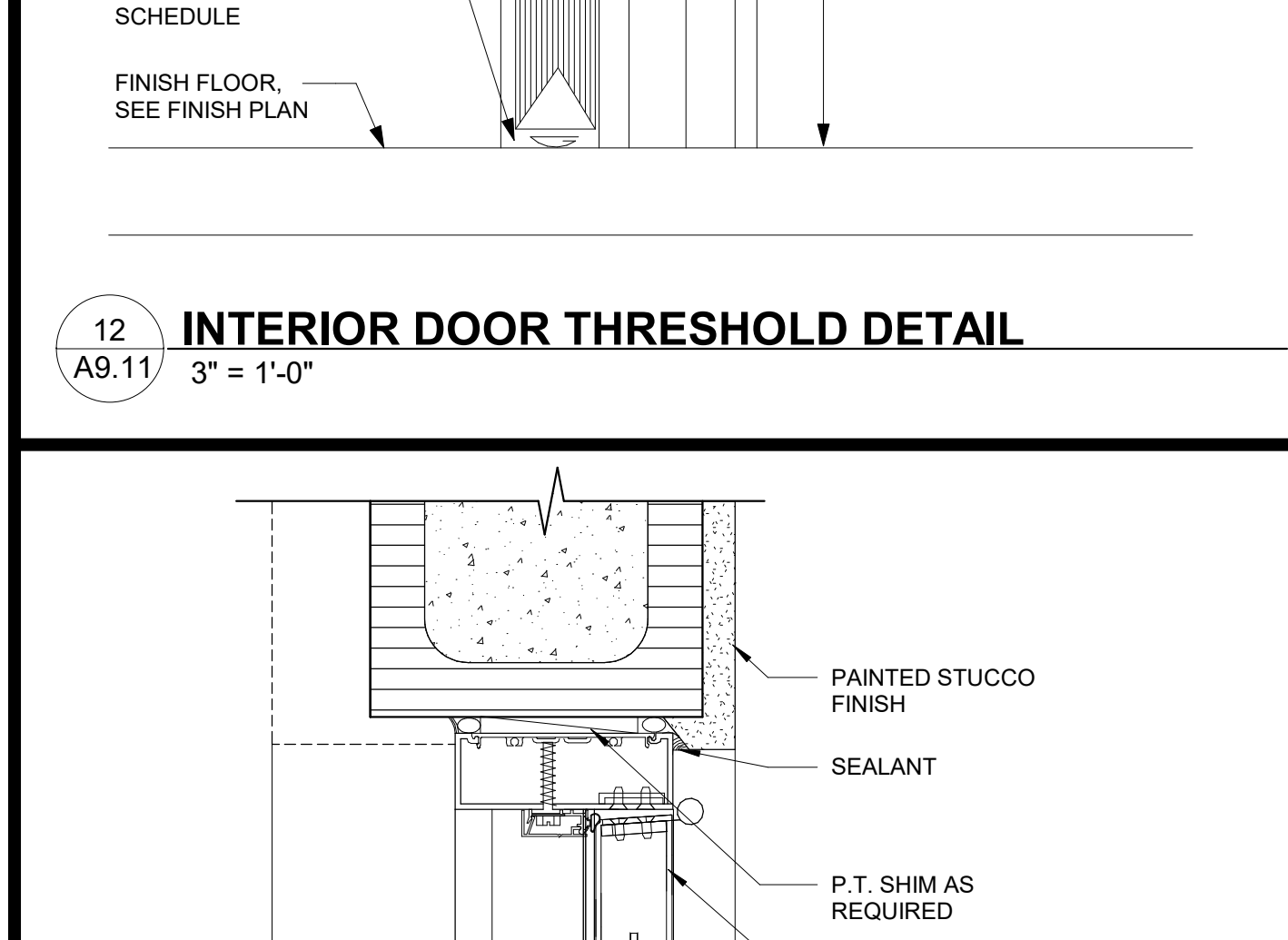
11 S.F. DOOR SILL DETAIL-CMU
A9.11 3" = 1'-0"



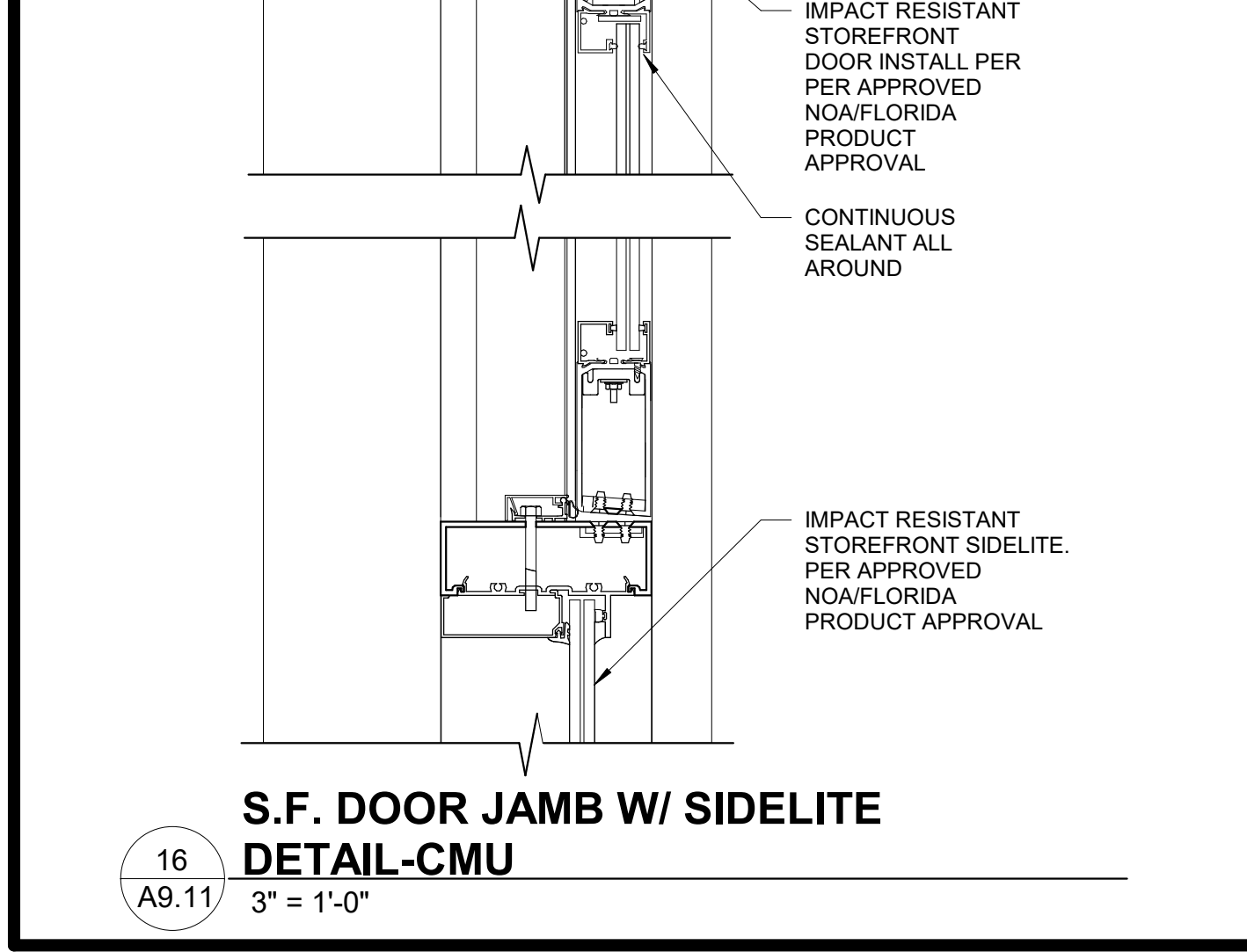
15 S.F. WINDOW SILL
A9.11 3" = 1'-0"



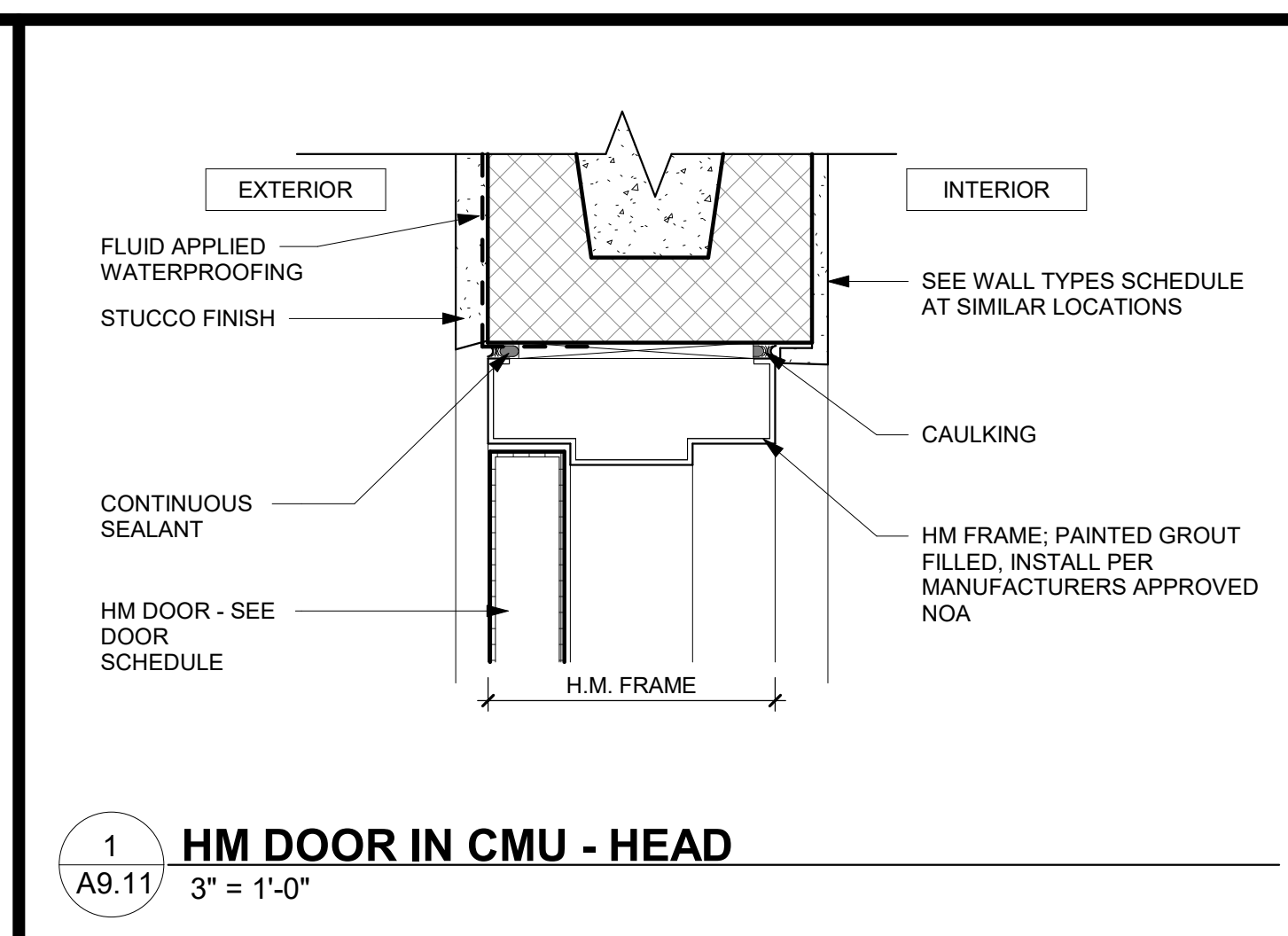
8 HM DOOR INTERIOR SILL THRESHOLD
A9.11 3" = 1'-0"



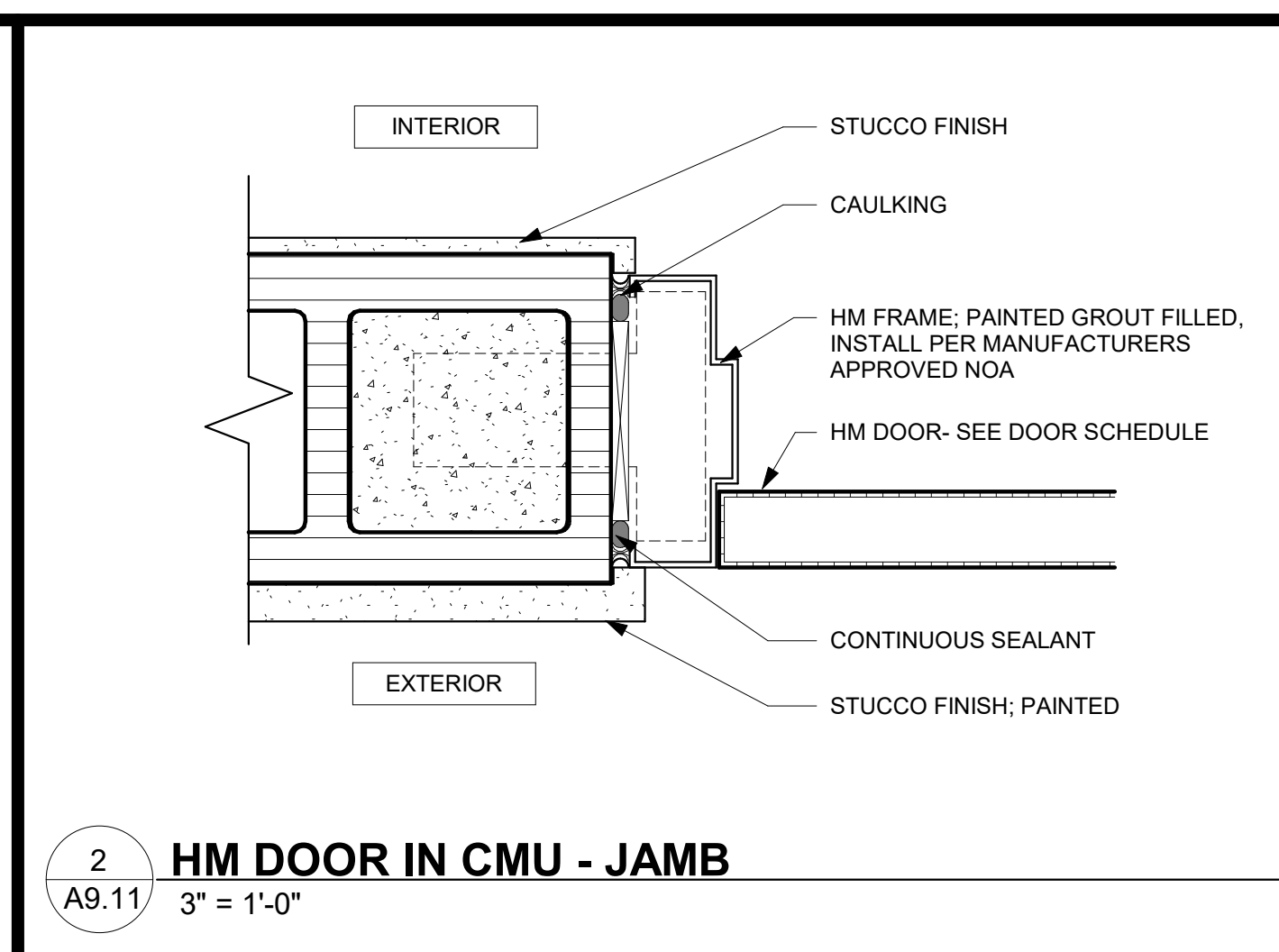
12 INTERIOR DOOR THRESHOLD DETAIL
A9.11 3" = 1'-0"



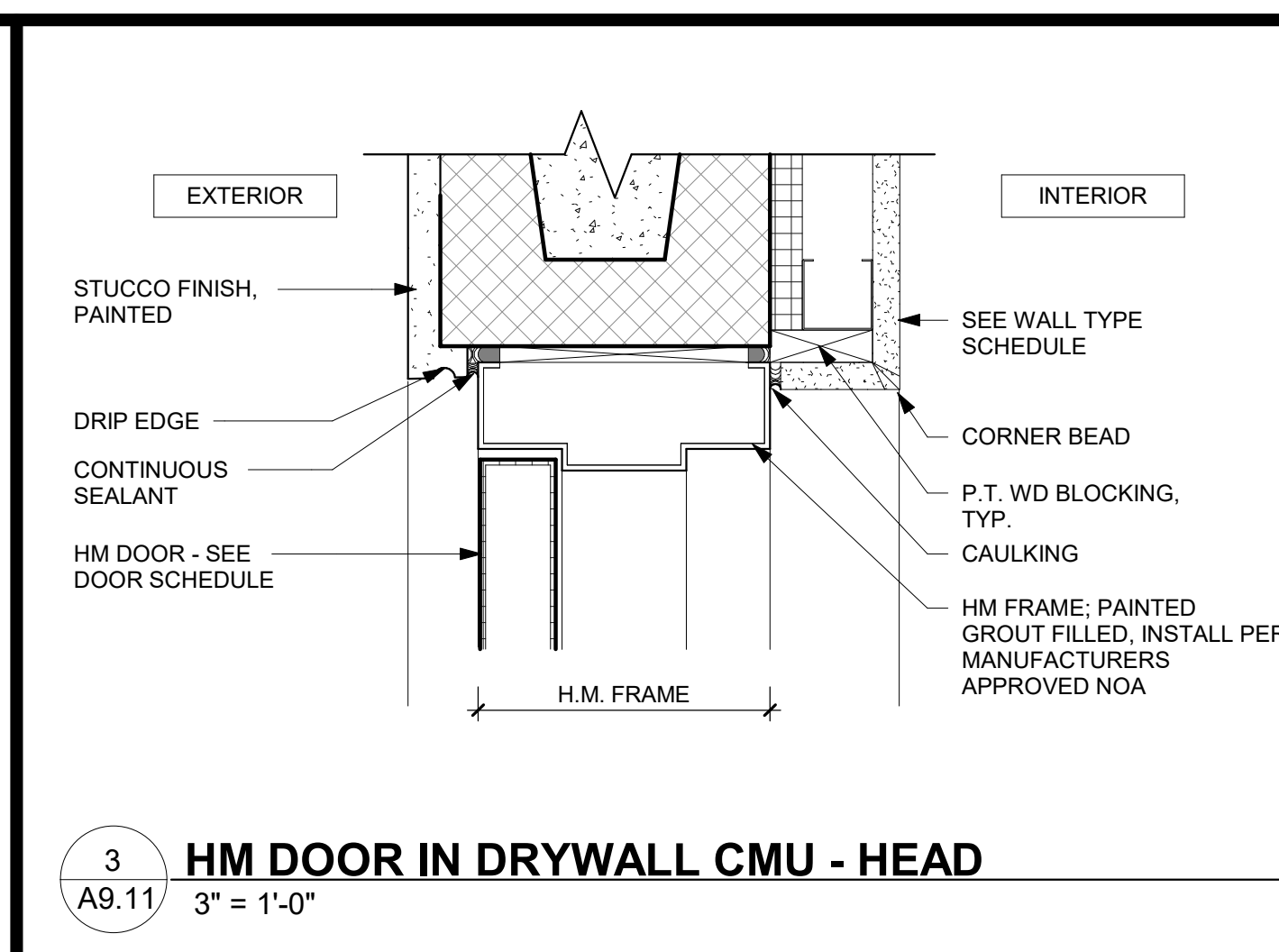
16 S.F. DOOR JAMB W/ SIDELITE DETAIL-CMU
A9.11 3" = 1'-0"



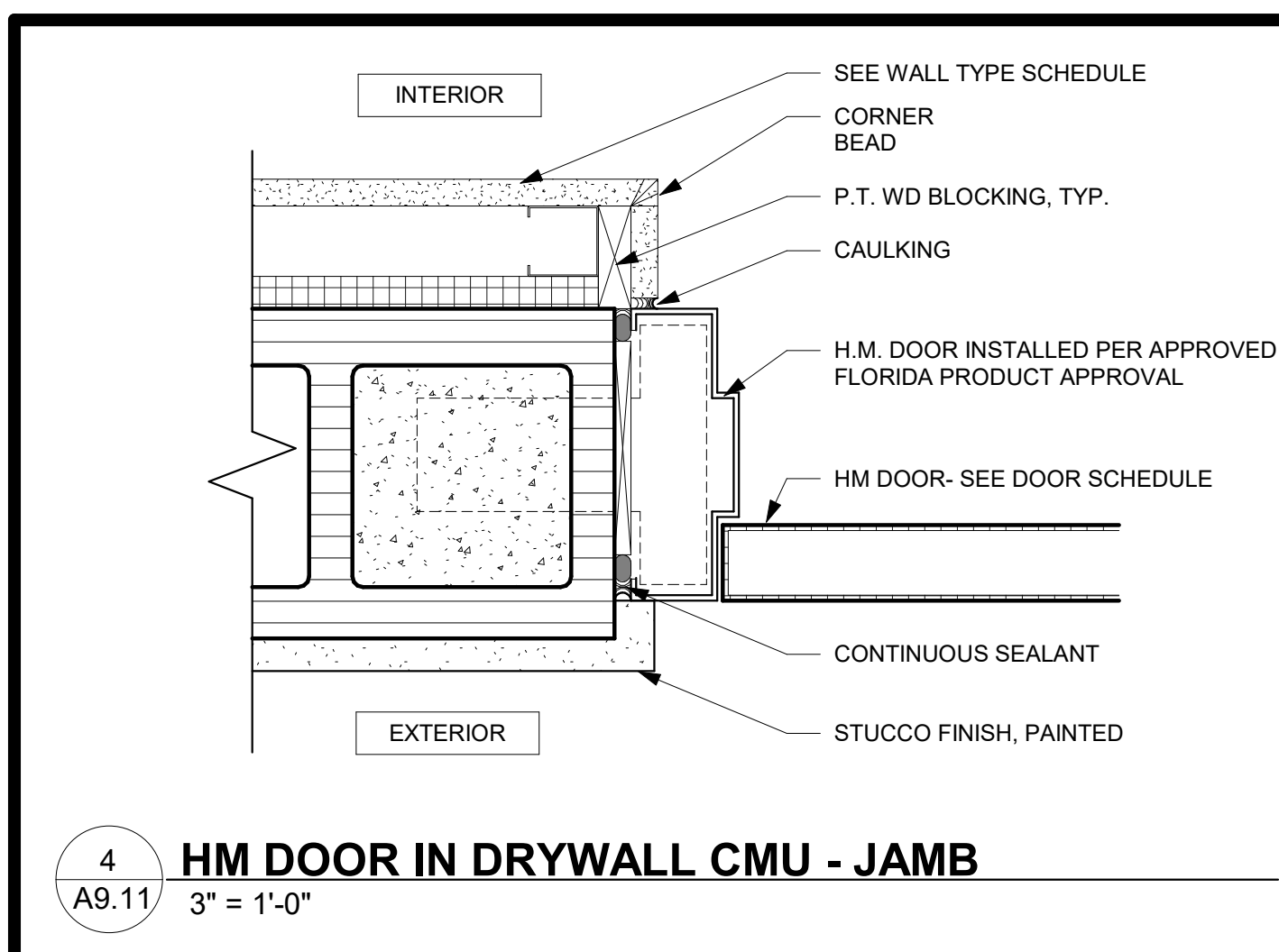
1 HM DOOR IN CMU - HEAD
A9.11 3" = 1'-0"



2 HM DOOR IN CMU - JAMB
A9.11 3" = 1'-0"

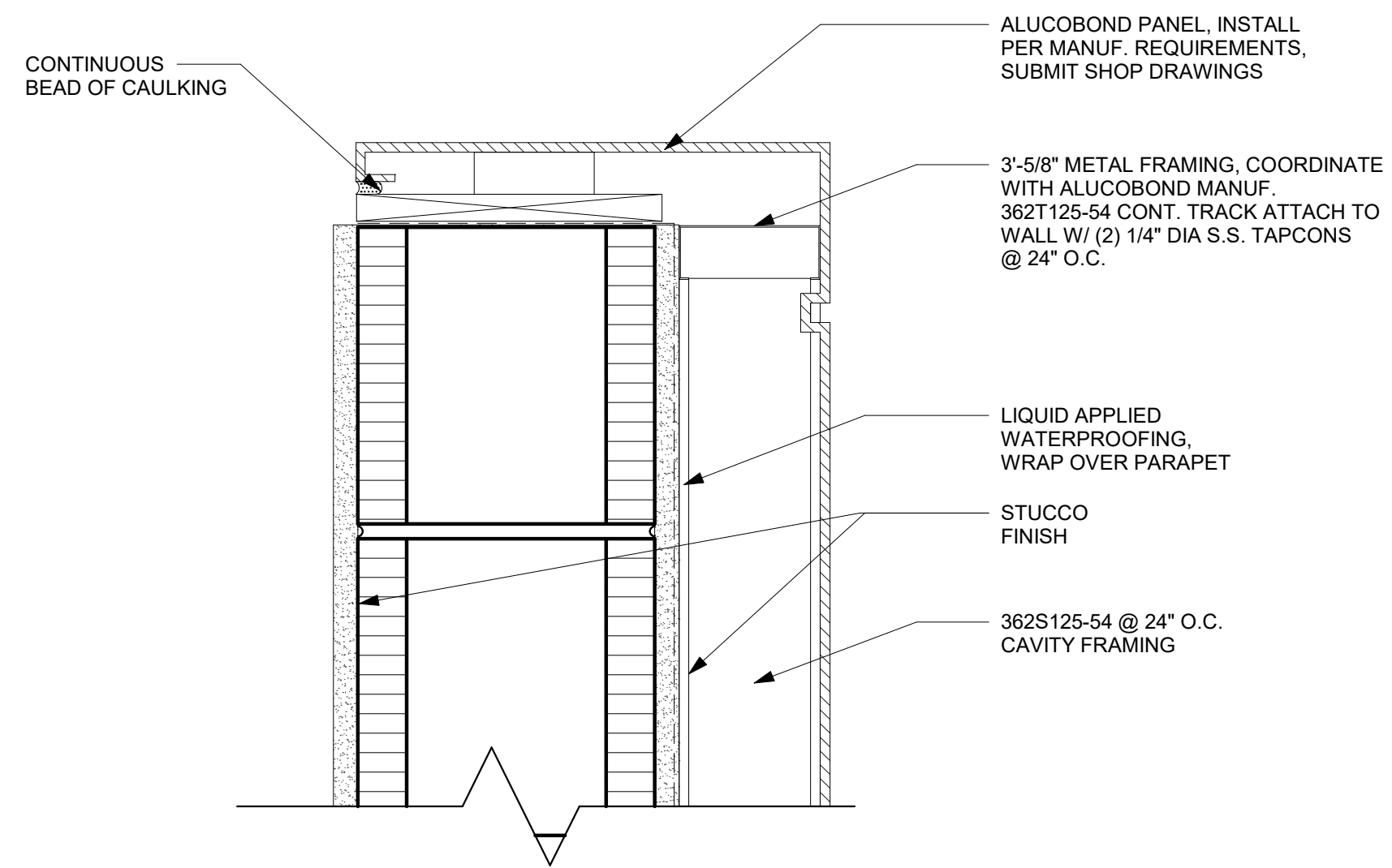


3 HM DOOR IN DRYWALL CMU - HEAD
A9.11 3" = 1'-0"

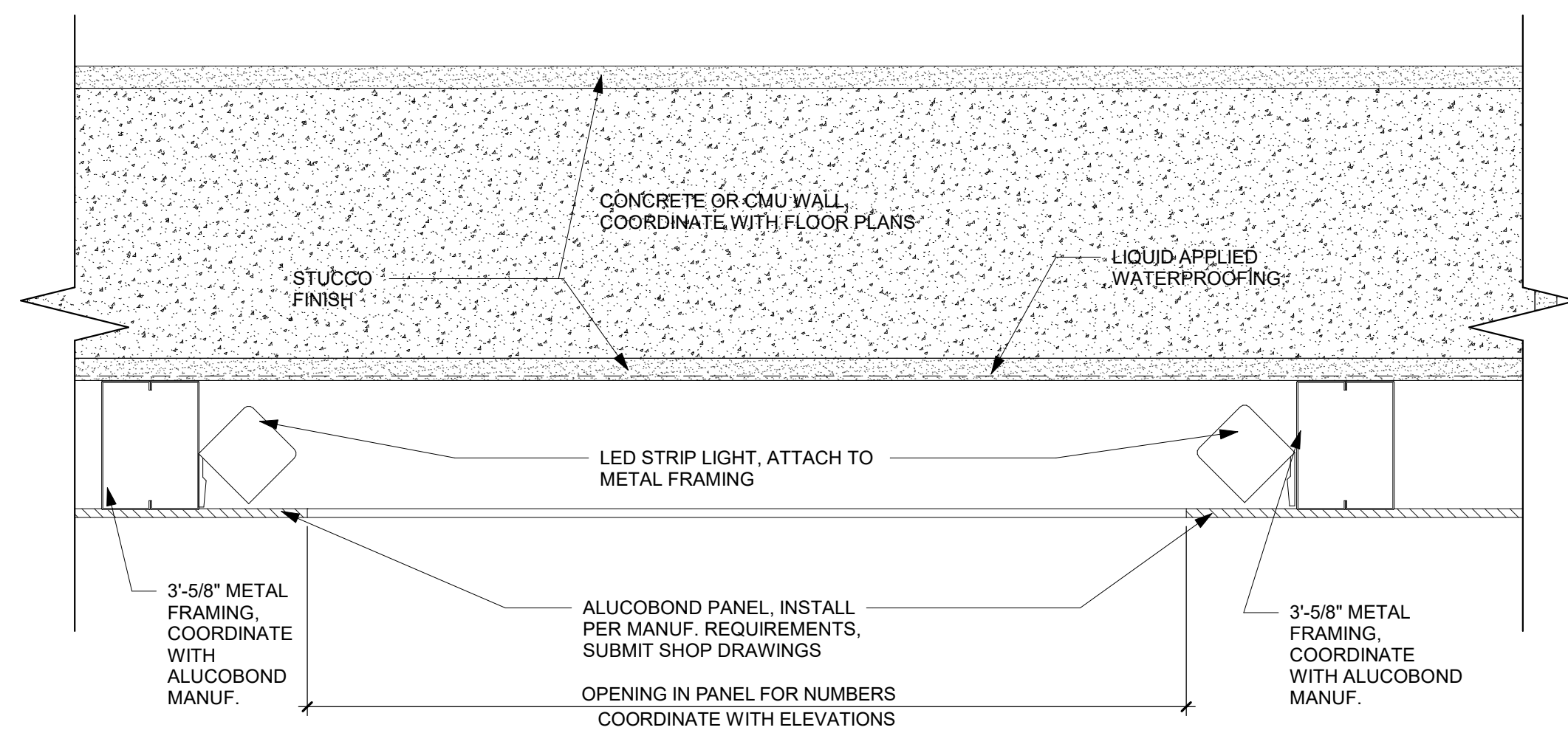
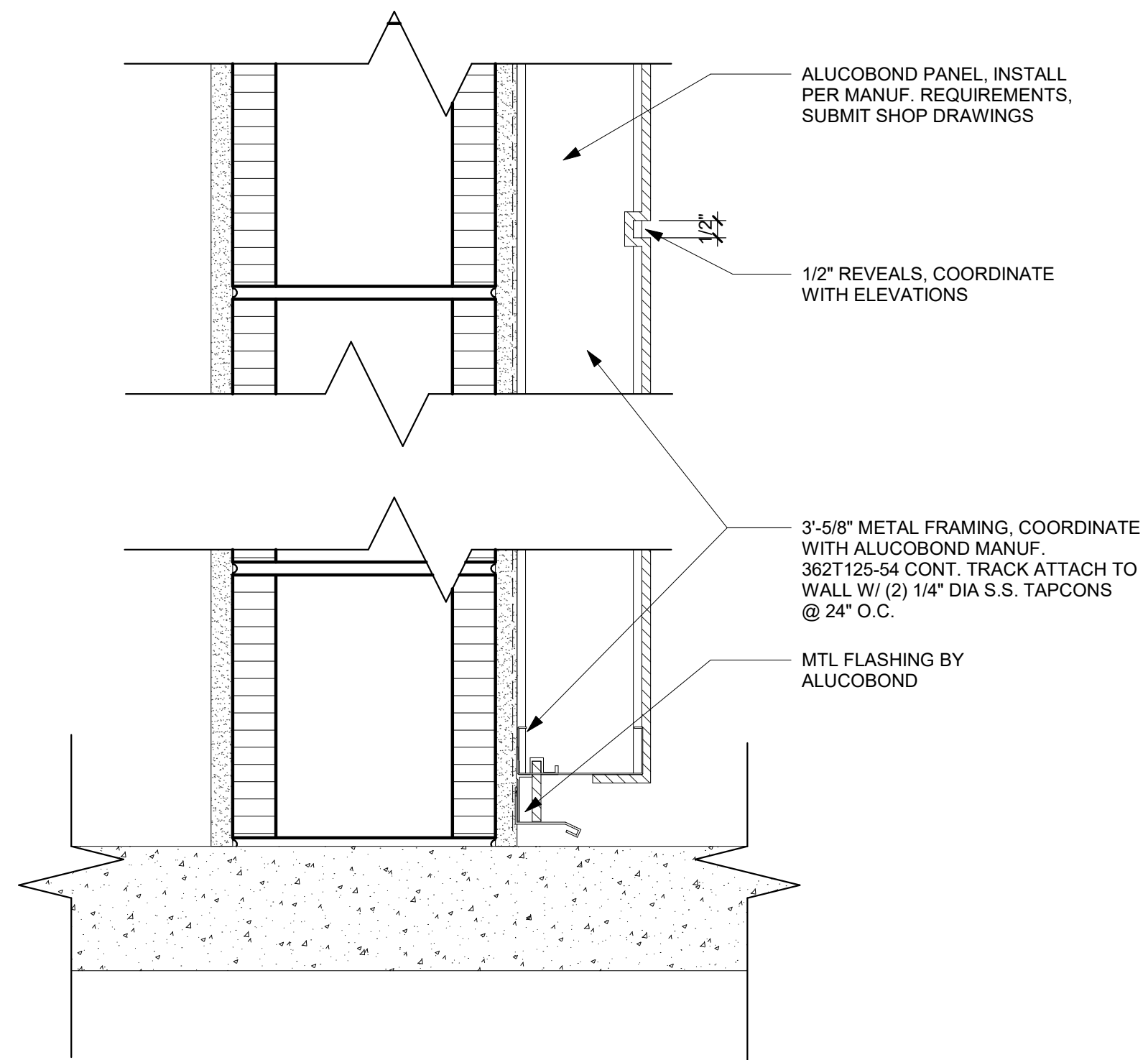


4 HM DOOR IN DRYWALL CMU - JAMB
A9.11 3" = 1'-0"

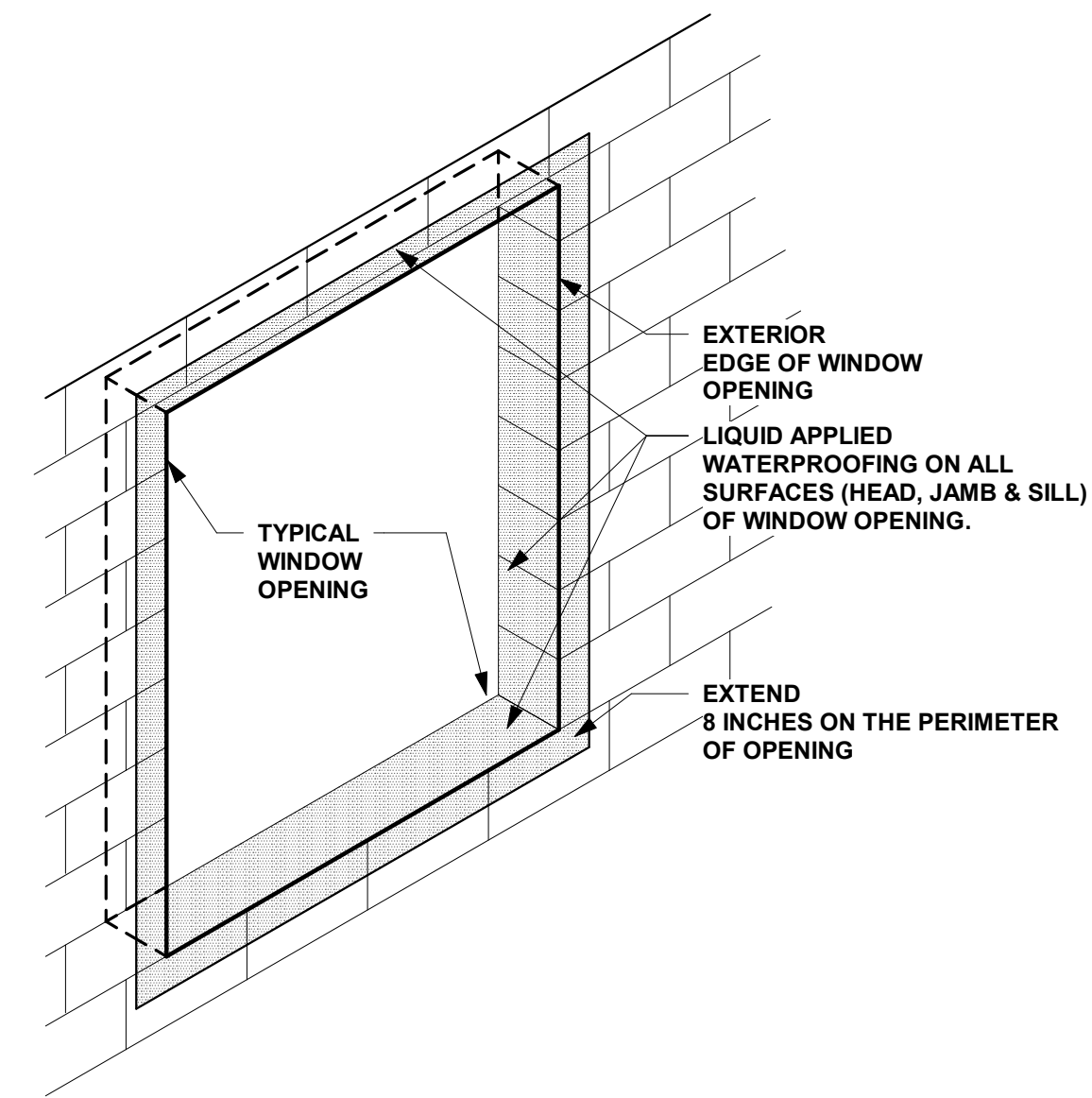
THIS DOCUMENT IS THE PROPERTY OF CURRIE SOWARDS AGUILA ARCHITECTS INC. ALL RIGHTS ARE RESERVED. ANY POSSESSION, REPRODUCTION OR OTHER USE OF THIS DOCUMENT, WITHOUT THE WRITTEN CONSENT OF CURRIE SOWARDS AGUILA ARCHITECTS INC., IS PROHIBITED. 3/7/2025 12:56:42 PM



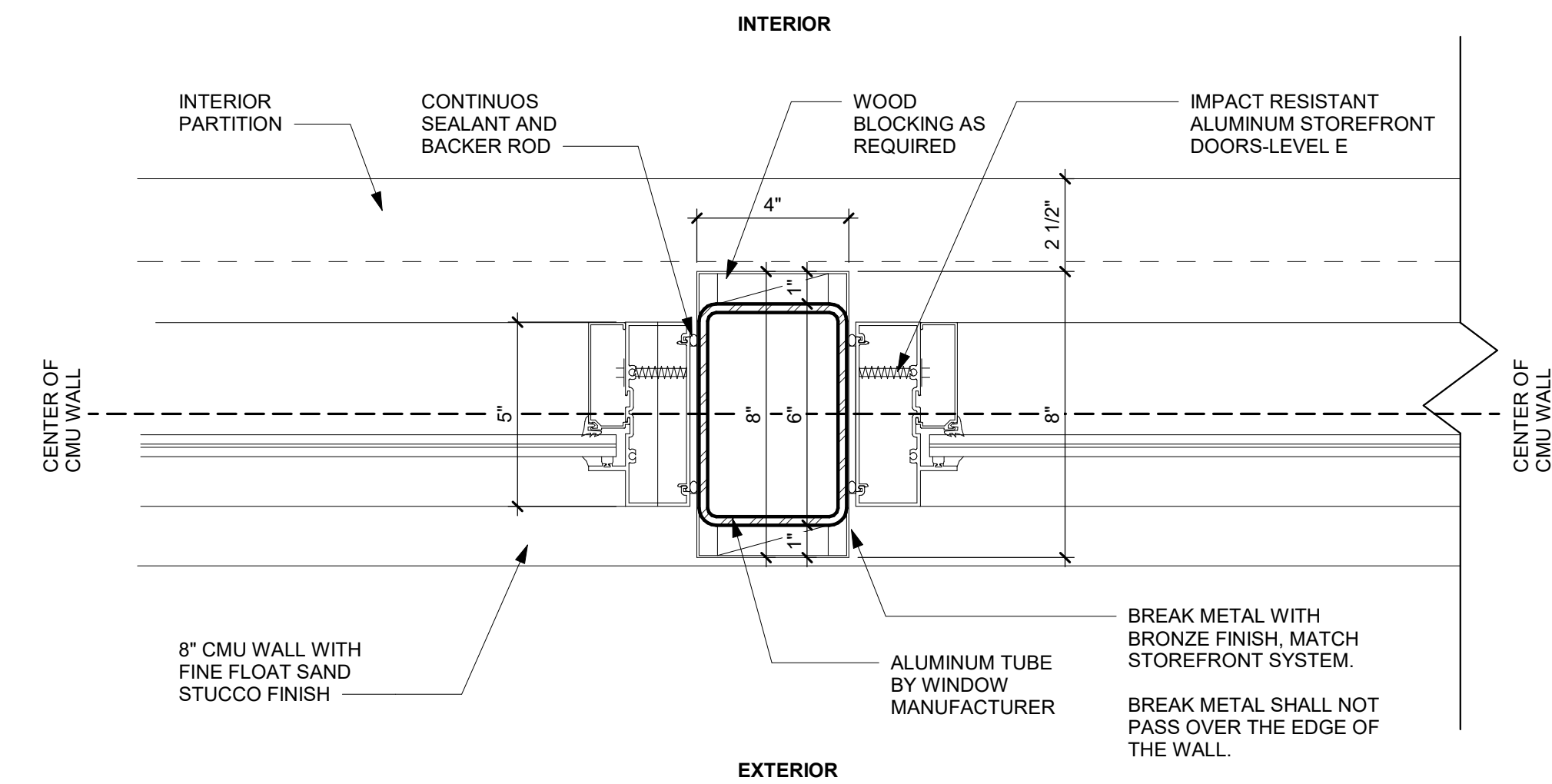
3 ALUCOBOND PANEL HEAD/SILL
A9.12 3" = 1'-0"



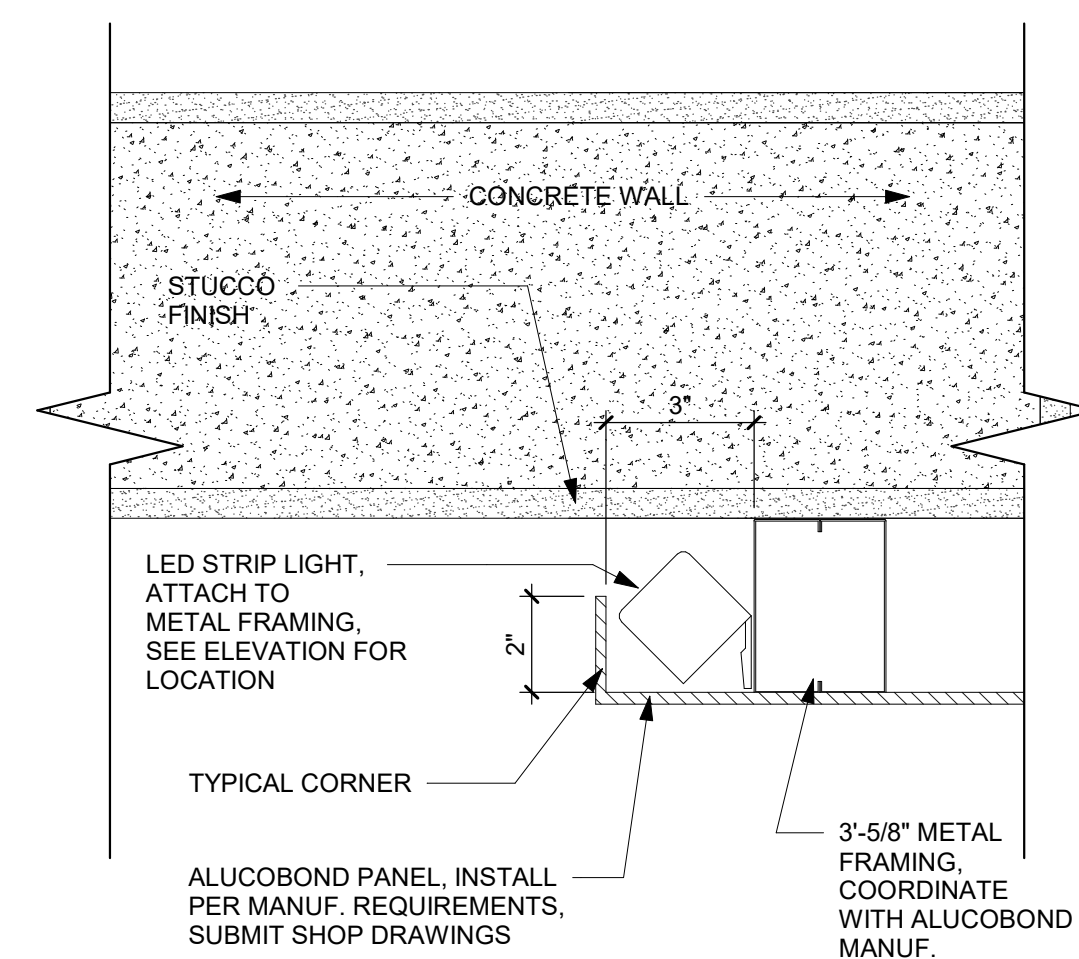
4 LIGHTING @ ALUCOBOND PANEL
A9.12 3" = 1'-0"




1 TYP. OPENING WATERPROOFING
A9.12 1/2" = 1'-0"



2 STOREFRONT TUBE COLUMN
A9.12 3" = 1'-0"



5 TYPICAL END PANEL CONDITION
A9.12 3" = 1'-0"



**CURRIE
SOWARDS
AGUILA**
architects

Architecture, Planning,
Interiors, &
Sustainable Design

AA26001584
185 NE 4TH AVENUE SUITE 101
DELRAY BEACH, FL 33483

T: (561) 276-4951 F: (561) 243-8184
E-MAIL: office@csa-architects.com

ISSUED FOR :

FLEX SUB

DRC

SPA

BIDS

PERMIT

CONSTRUCTION

SEAL



JESS M. SOWARDS
AR0013205

PROJECT TITLE

**PBCFR - FIRE
STATION 24**

2700 WESTGATE AVE.,
WEST PALM BEACH, FL.
33409

REVISIONS

NUM.	DESCRIPTION	DATE

THESE DRAWINGS ARE PREPARED PER ESTABLISHED INDUSTRY STANDARDS AND REPRESENT THE ARCHITECT AND ENGINEERS DESIGN CONCEPT. THEY ARE NOT INTENDED TO PROVIDE EVERY DETAIL OR CONDITION REQUIRED TO CONSTRUCT THE BUILDING. THE CONTRACTOR THROUGH SUBMITTALS AND OTHER COORDINATION EFFORTS IS FULLY RESPONSIBLE FOR PROVIDING A COMPLETE AND OPERATIONAL BUILDING WHETHER INDICATED ON THE PLANS OR NOT.

DRAWING TITLE

DETAILS

DATE

DRAWN BY

CP

JOB NUMBER

230103

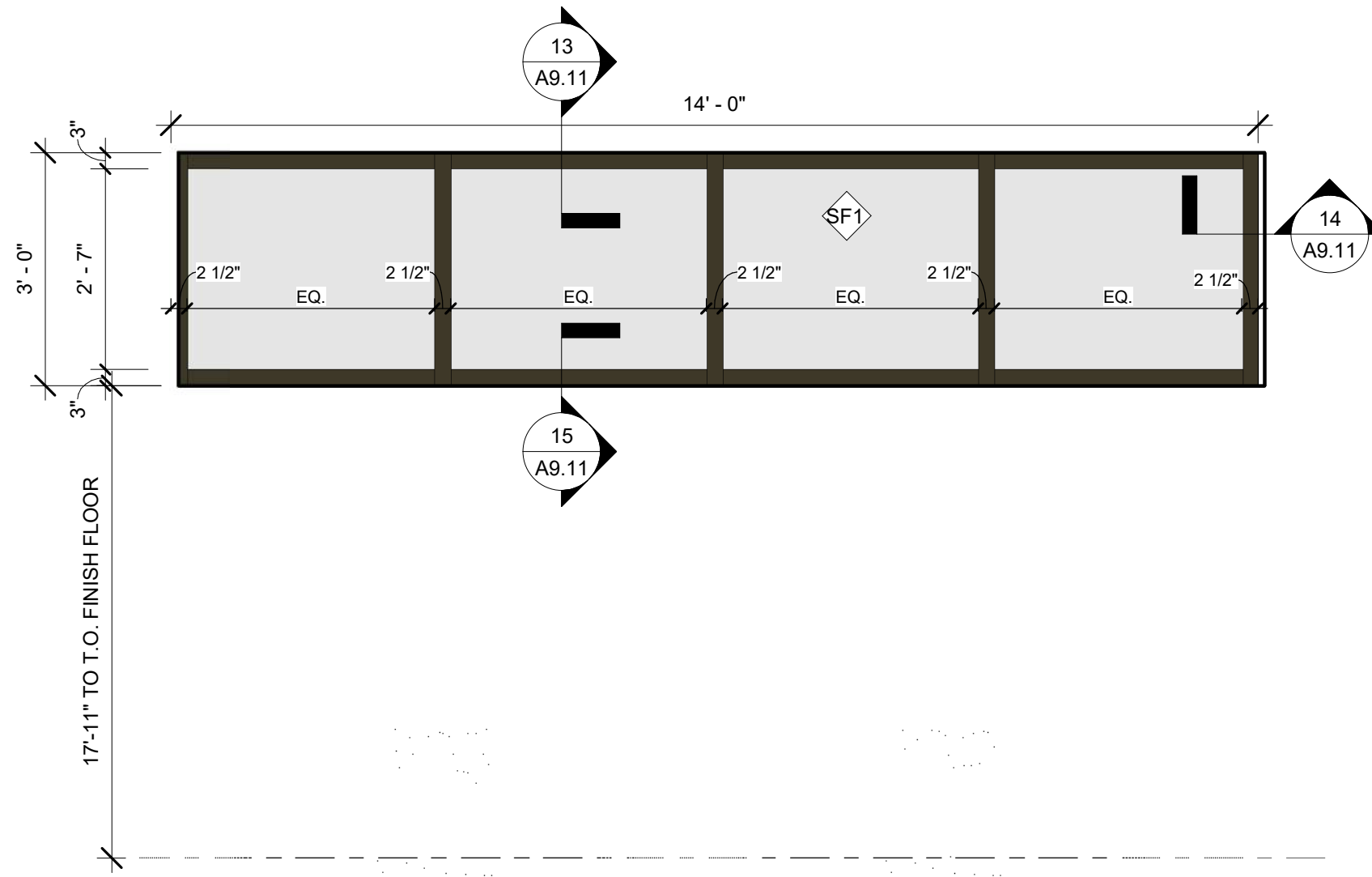
DRAWING NUMBER

A9.12

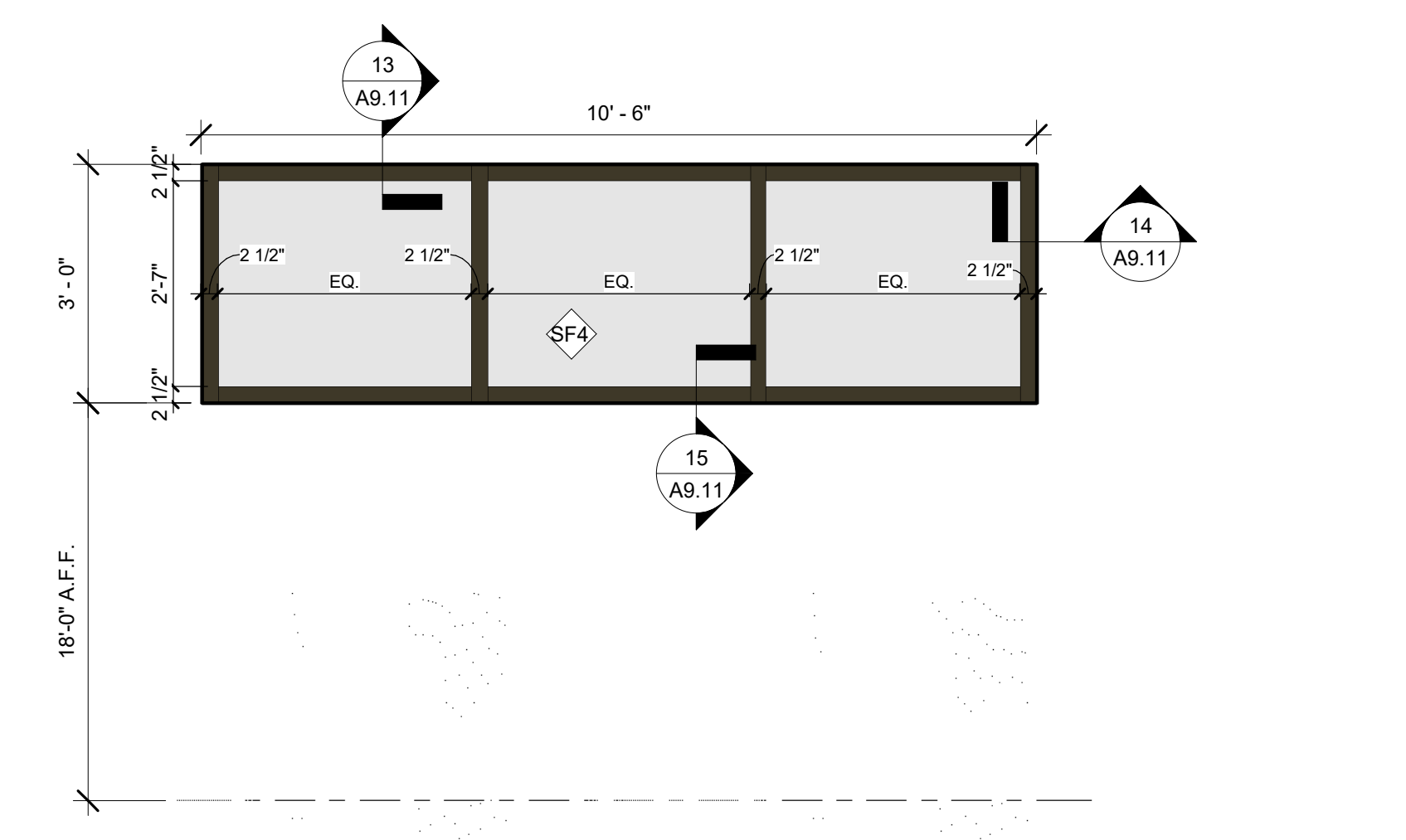
ISSUE FOR PERMIT

03.07.25

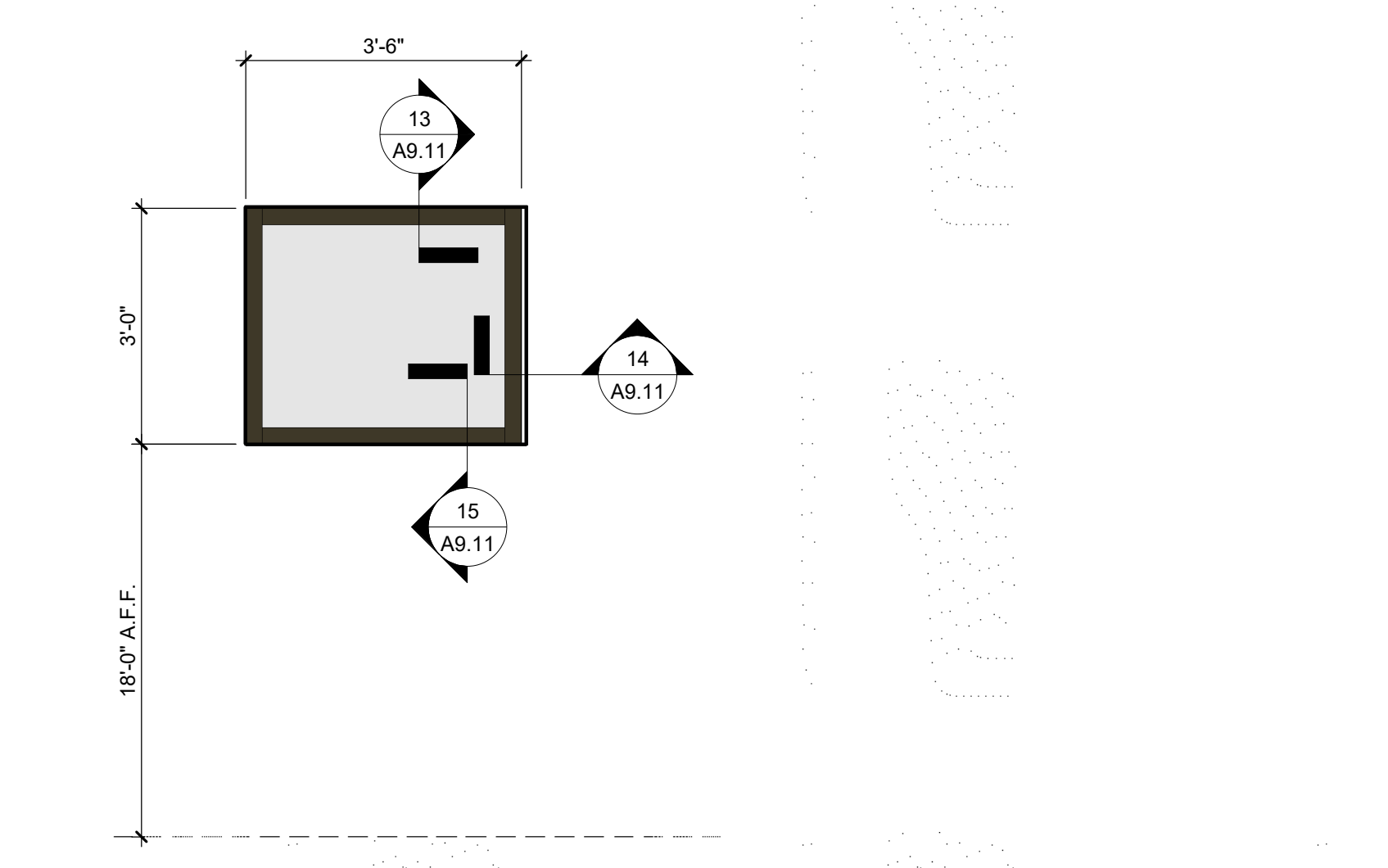
THIS DOCUMENT IS THE PROPERTY OF CURRIE SOWARDS AGUILA ARCHITECTS INC. ALL RIGHTS ARE RESERVED. ANY POSSESSION, REPRODUCTION OR OTHER USE OF THIS DOCUMENT, WITHOUT THE WRITTEN CONSENT OF CURRIE SOWARDS AGUILA ARCHITECTS INC., IS PROHIBITED. 3/7/2025 12:57:03 PM



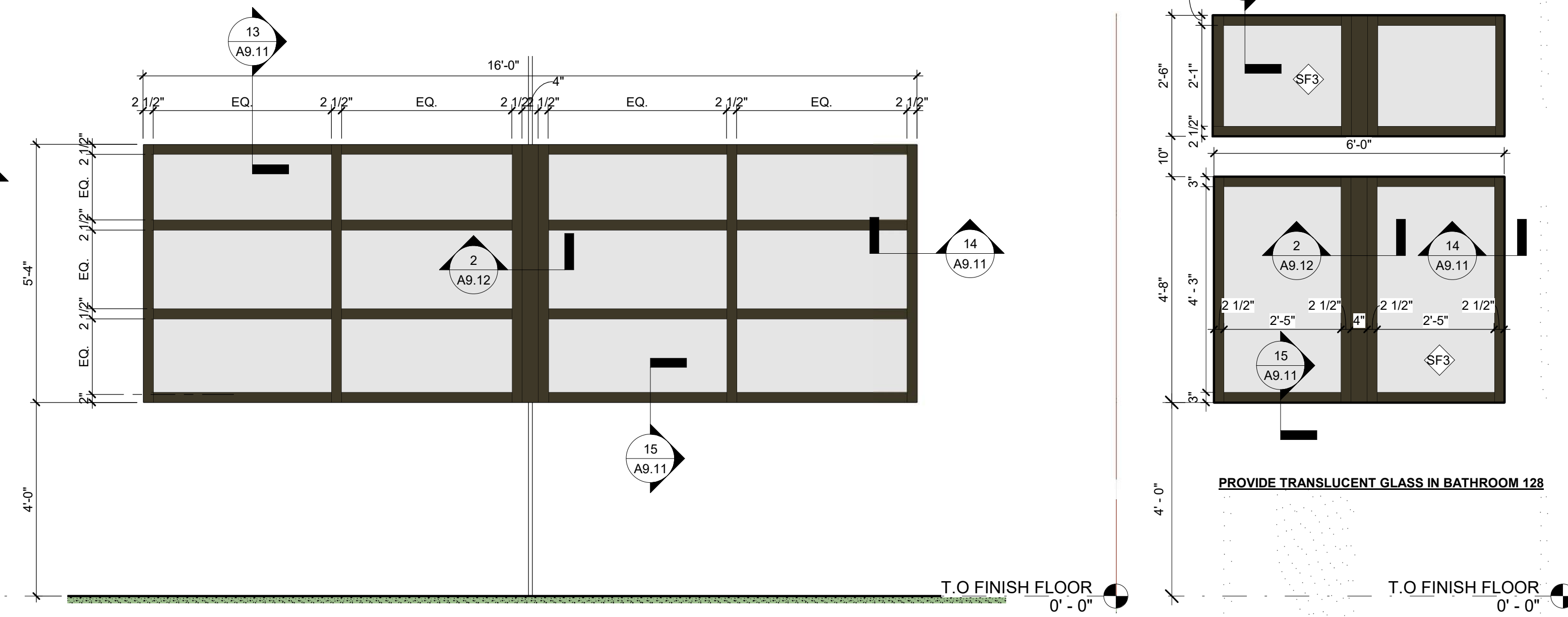
1 STOREFRONT 1
A9.20 1/2" = 1'-0"



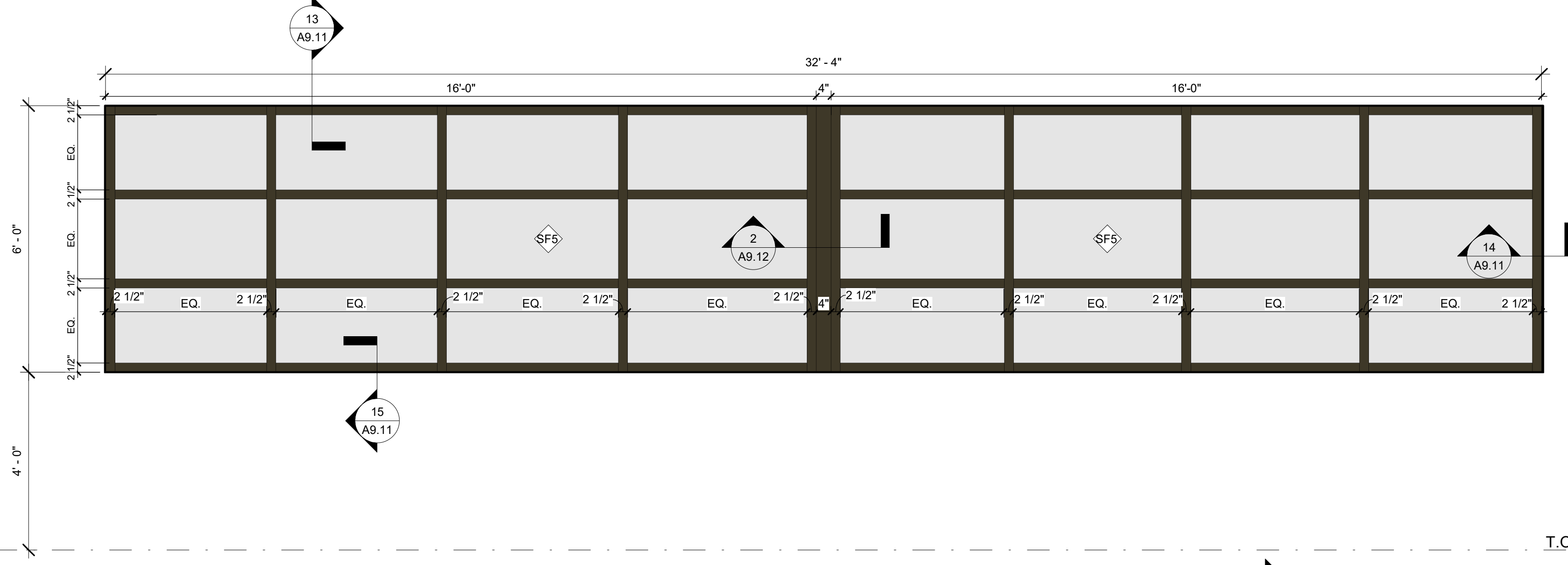
4 STOREFRONT 4
A9.20 1/2" = 1'-0"



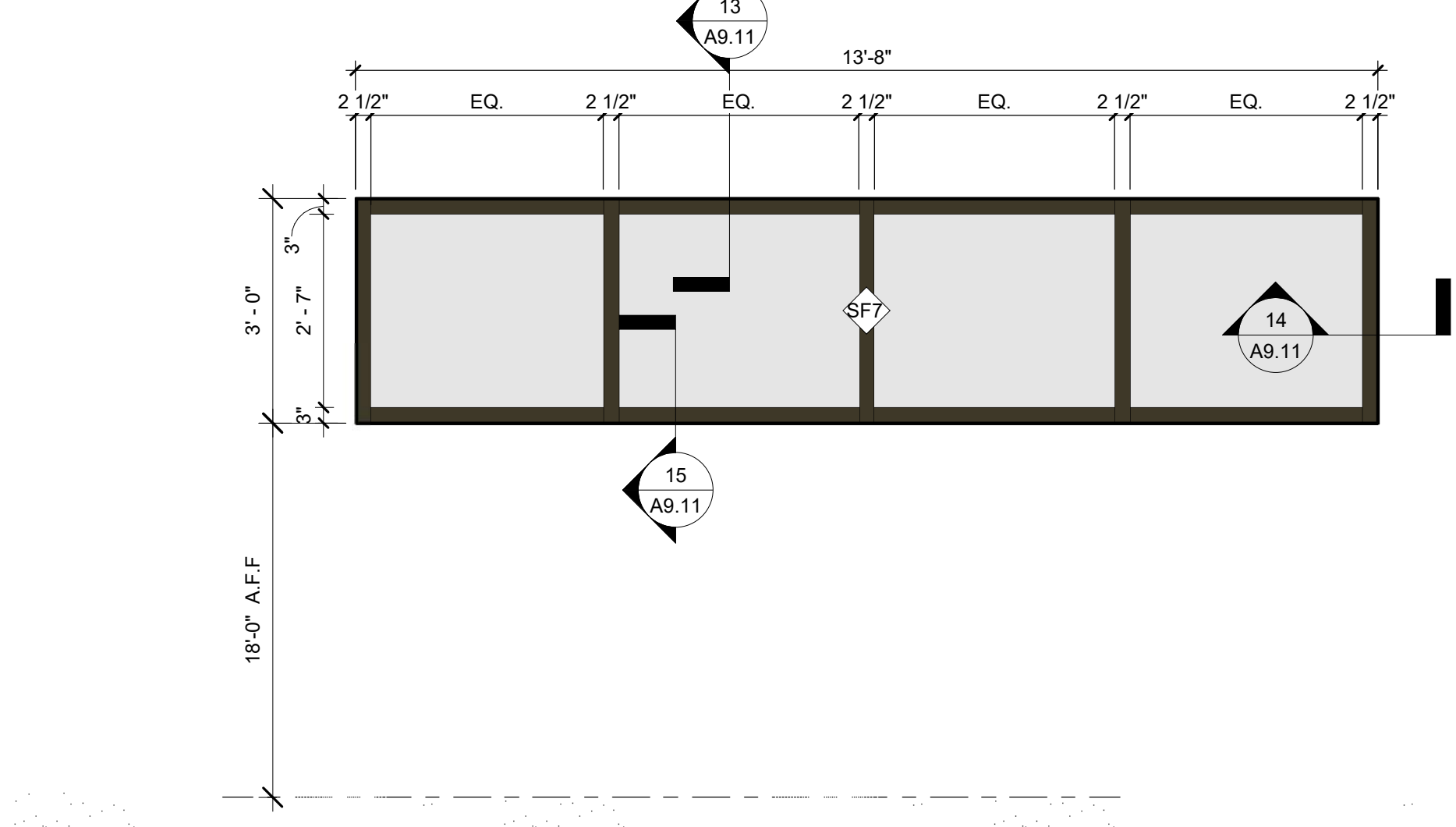
6 STOREFRONT 6
A9.20 1/2" = 1'-0"



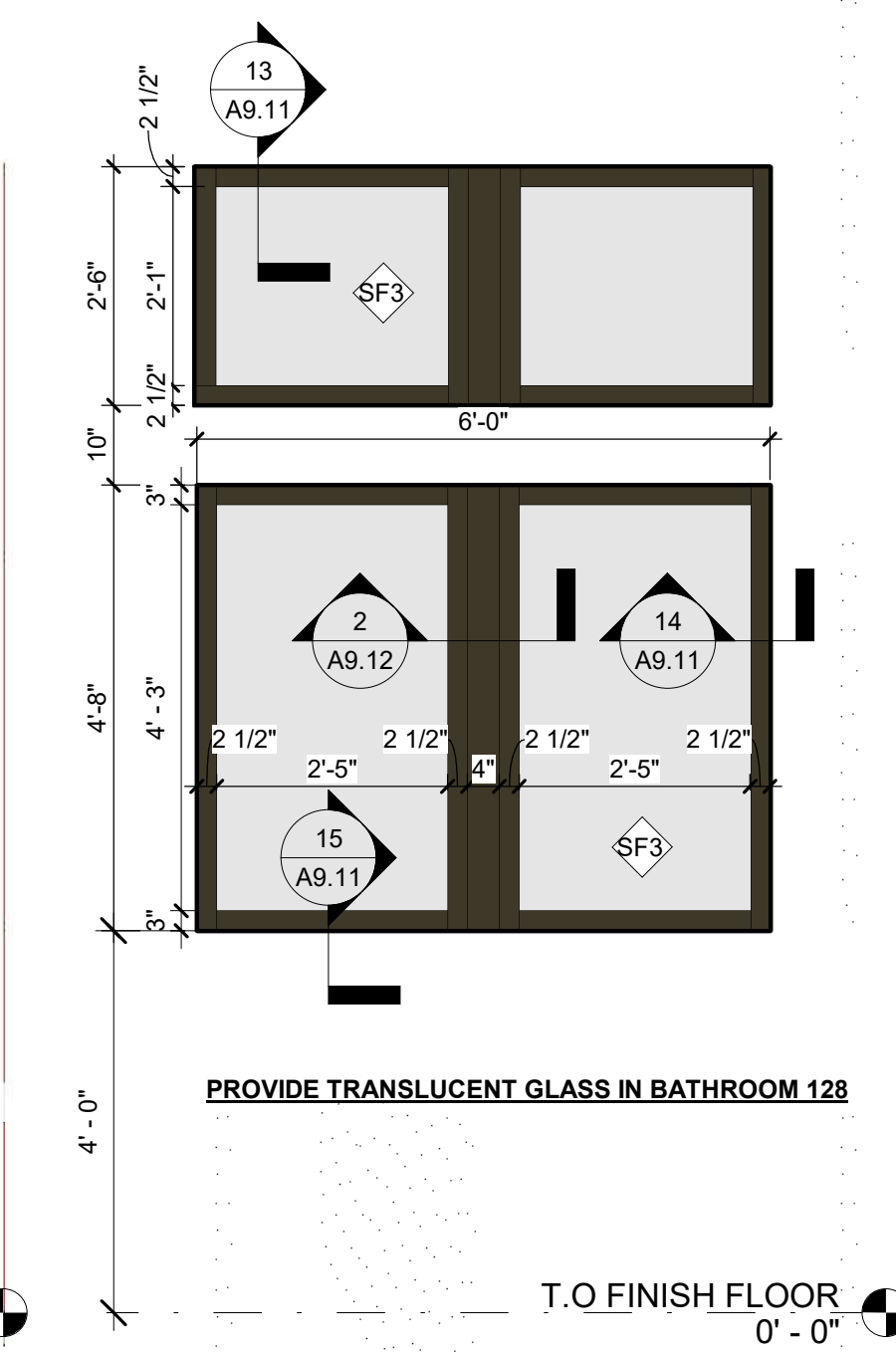
2 STOREFRONT 2
A9.20 1/2" = 1'-0"



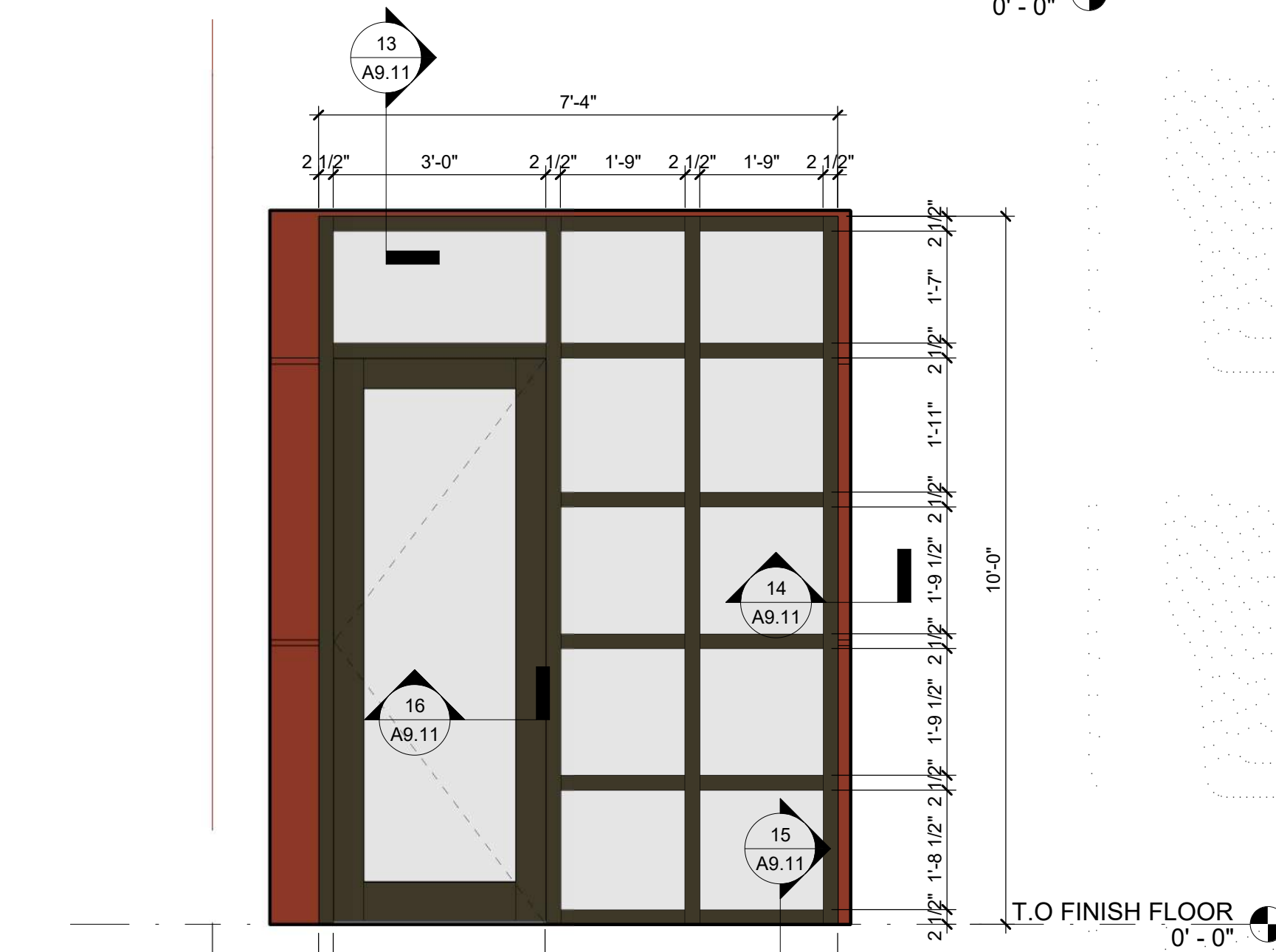
5 STOREFRONT 5
A9.20 1/2" = 1'-0"



7 STOREFRONT 7
A9.20 1/2" = 1'-0"



3 STOREFRONT 3
A9.20 1/2" = 1'-0"



8 STOREFRONT 8
A9.20 1/2" = 1'-0"

STOREFRONT NOTES


1. ALL STOREFRONT ARE TO MEET LEVEL "E" IMPACT RESISTANCE REQUIREMENTS OF THE FLORIDA BUILDING CODE 2023, SEVENTH EDITION.
2. BRONZE FINISH FOR ALL STOREFRONT WINDOW FRAMES.
3. ALUMINUM TUBES TO BE WRAPPED WITH BREAK METAL IN FULL MASTIC WITH BRONZE FINISH TO MATCH WINDOW FRAME.
4. ALL STOREFRONTS ARE TO BE INSTALLED PER CURRENT MIAMI NOA OR FLORIDA PRODUCT APPROVAL.
5. GLAZING SHALL BE BRONZE TINTED.
6. GLAZING REQUIREMENTS:
 - A. Essential Facility Enhanced Protection Level E Laminated Low E Coated Glass Type LG-1:
 1. 11/16" VE4-48 Laminated Coated Glass as manufactured by Viracon.
 - a. Exterior Glass Ply: 1/4" Bronze heat treated
 - b. Coating: VE-48 Low E on #2 surface
 - c. Interlayer: 0.180" Kuraray SentryGlas
 - d. Interior Glass Ply: 1/4" Clear heat treated
 2. Performance Requirements
 - a. Visible Light Transmittance 31%
 - b. Exterior Reflectance 8%
 - c. Winter U-Value 0.94
 - d. Summer U-Value 0.85
 - e. Solar Heat Gain Coefficient 0.42
 - f. Light to Solar Gain Ratio 0.74
7. PROVIDE LIQUID APPLIED WATERPROOF MEMBRANE PER DETAIL ON THIS SHEET OR EQUAL.

ANY DEVIATION FROM THE VALUES ABOVE SHALL BE REVIEWED AND APPROVED BY THE ARCHITECT.



CURRIE SOWARDS AGUILA architects
Architecture, Planning, Interiors, & Sustainable Design
AA26001584
185 NE 4TH AVENUE SUITE 101
DELRAY BEACH, FL 33483
T: (561) 276-4951 F: (561) 243-8184
E-MAIL: office@csa-architects.com

ISSUED FOR: _____
FLEX SUB: _____
DRC: _____
SPA: _____
BIDS: _____
PERMIT: _____
CONSTRUCTION: _____
SEAL: _____



PROJECT TITLE
PBCFR - FIRE STATION 24

2700 WESTGATE AVE.,
WEST PALM BEACH, FL.
33409

REVISIONS

NUM.	DESCRIPTION	DATE

ISSUE FOR PERMIT

THESE DRAWINGS ARE PREPARED PER ESTABLISHED INDUSTRY STANDARDS AND REPRESENT THE ARCHITECT AND ENGINEERS DESIGN CONCEPT. THEY ARE NOT INTENDED TO PROVIDE EVERY DETAIL OR CONDITION REQUIRED TO CONSTRUCT THE BUILDING. THE CONTRACTOR THROUGH SUBMITTALS AND OTHER COORDINATION EFFORTS IS FULLY RESPONSIBLE FOR PROVIDING A COMPLETE AND OPERATIONAL BUILDING WHETHER INDICATED ON THE PLANS OR NOT.

DRAWING TITLE
STOREFRONTS

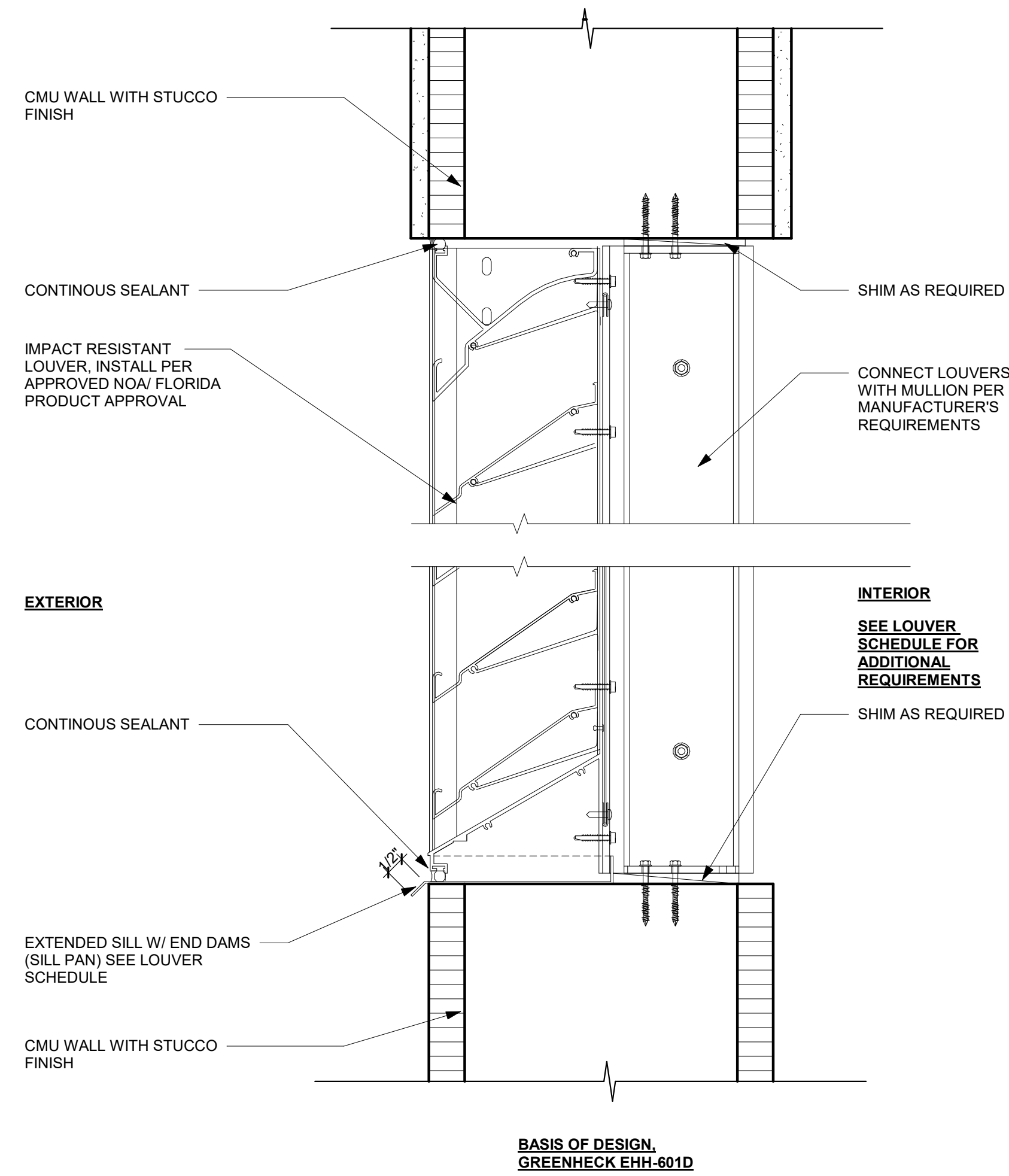
DATE: _____ DRAWN BY: CP

JOB NUMBER
230103
DRAWING NUMBER

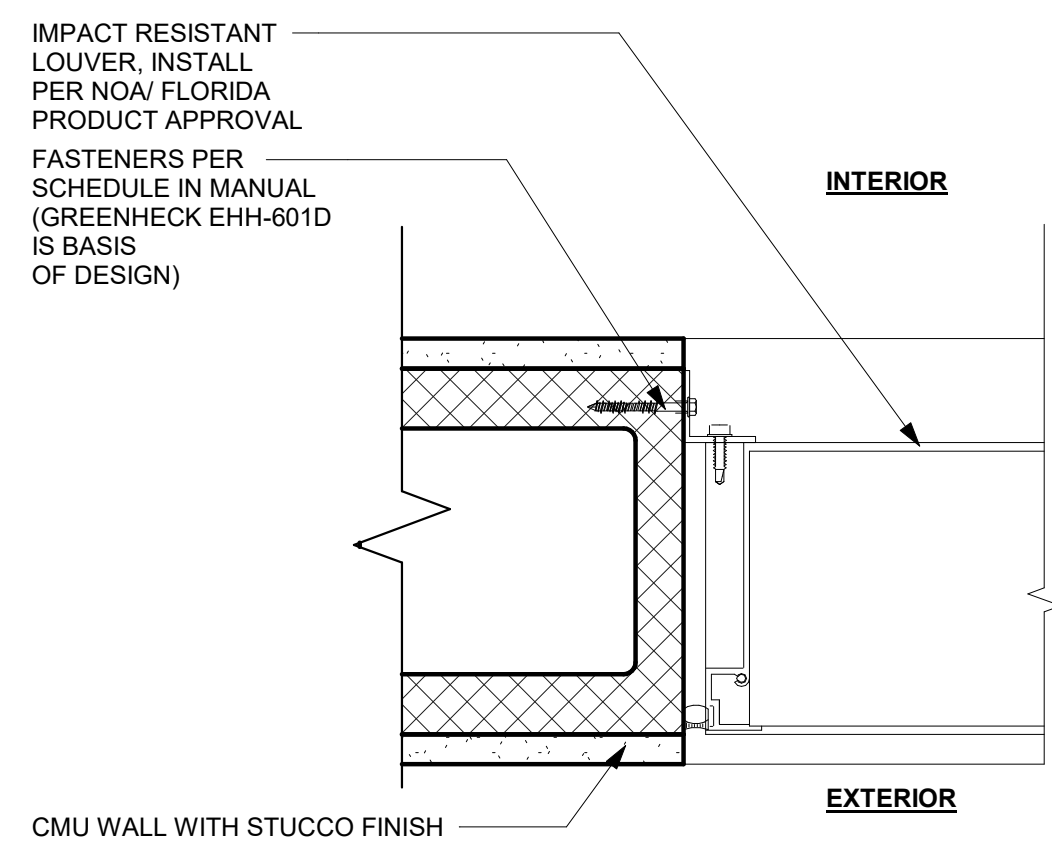
A9.20

03.07.25

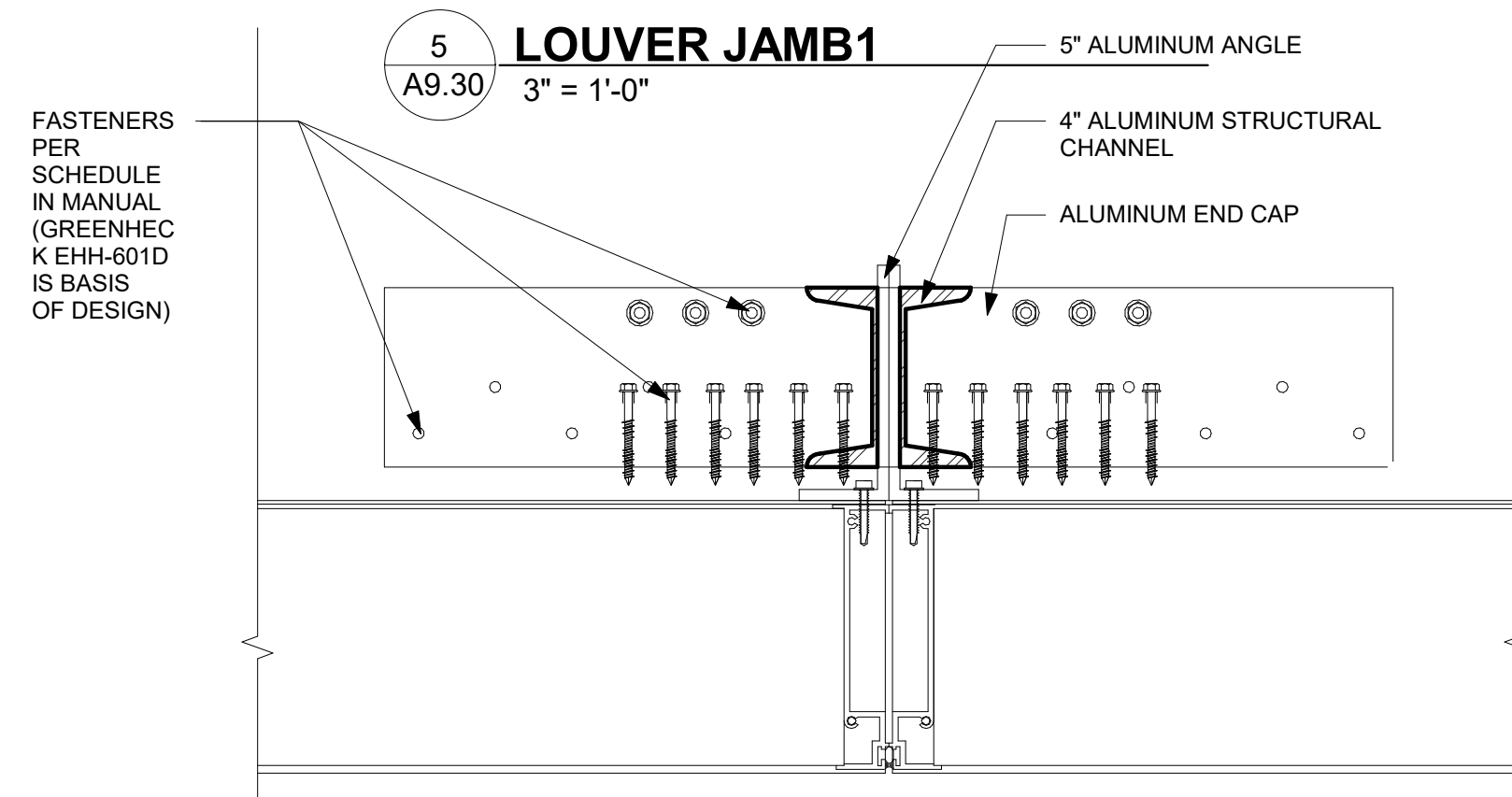
THIS DOCUMENT IS THE PROPERTY OF CURRIE SOWARDS AGUILA ARCHITECTS INC. ALL RIGHTS ARE RESERVED. ANY POSSESSION, REPRODUCTION OR OTHER USE OF THIS DOCUMENT, WITHOUT THE WRITTEN CONSENT OF CURRIE SOWARDS AGUILA ARCHITECTS INC., IS PROHIBITED. 3/7/2025 12:57:07 PM



4 LOUVER HEAD AND SILL1
3" = 1'-0"

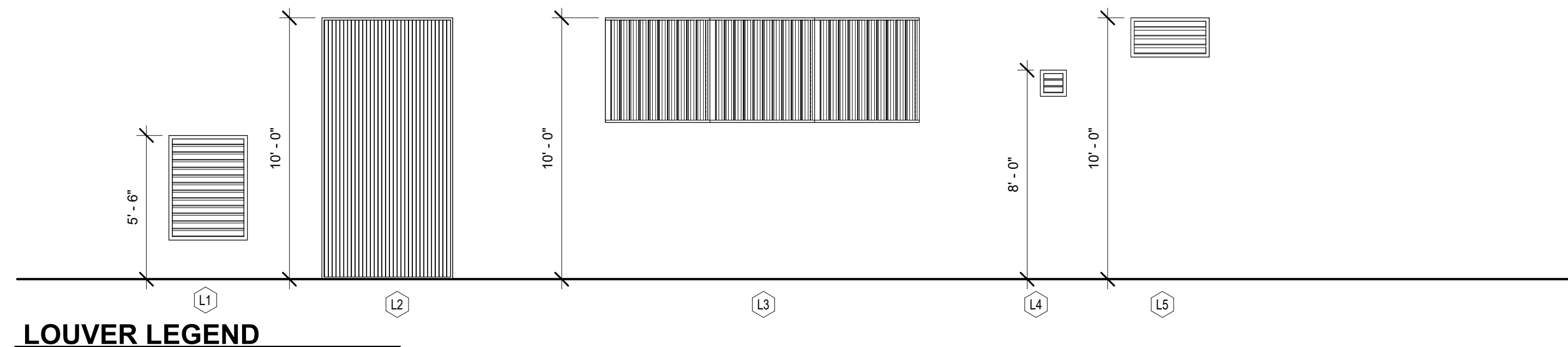


5 LOUVER JAMB1
3" = 1'-0"

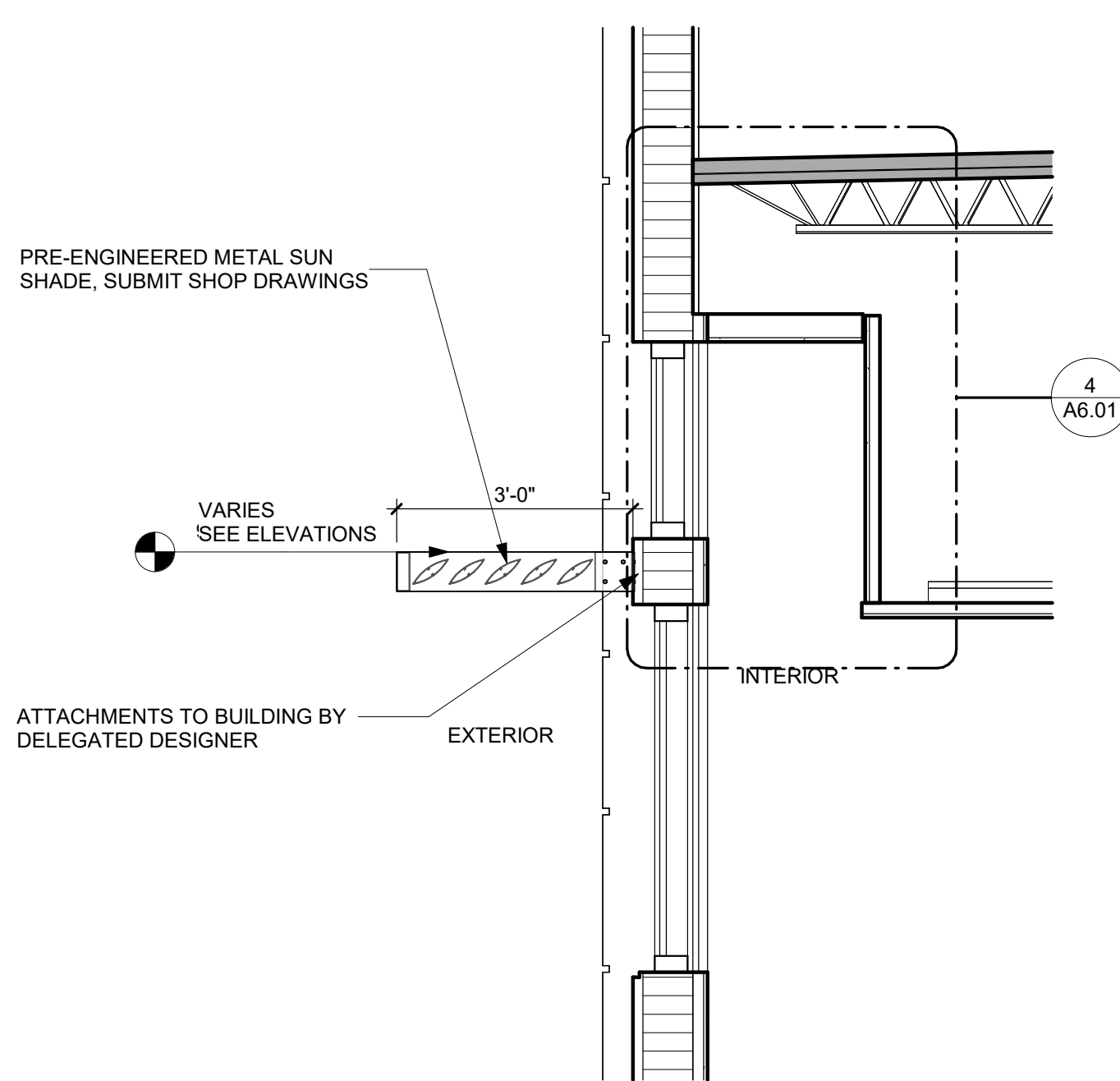


6 LOUVER MULLION1
3" = 1'-0"

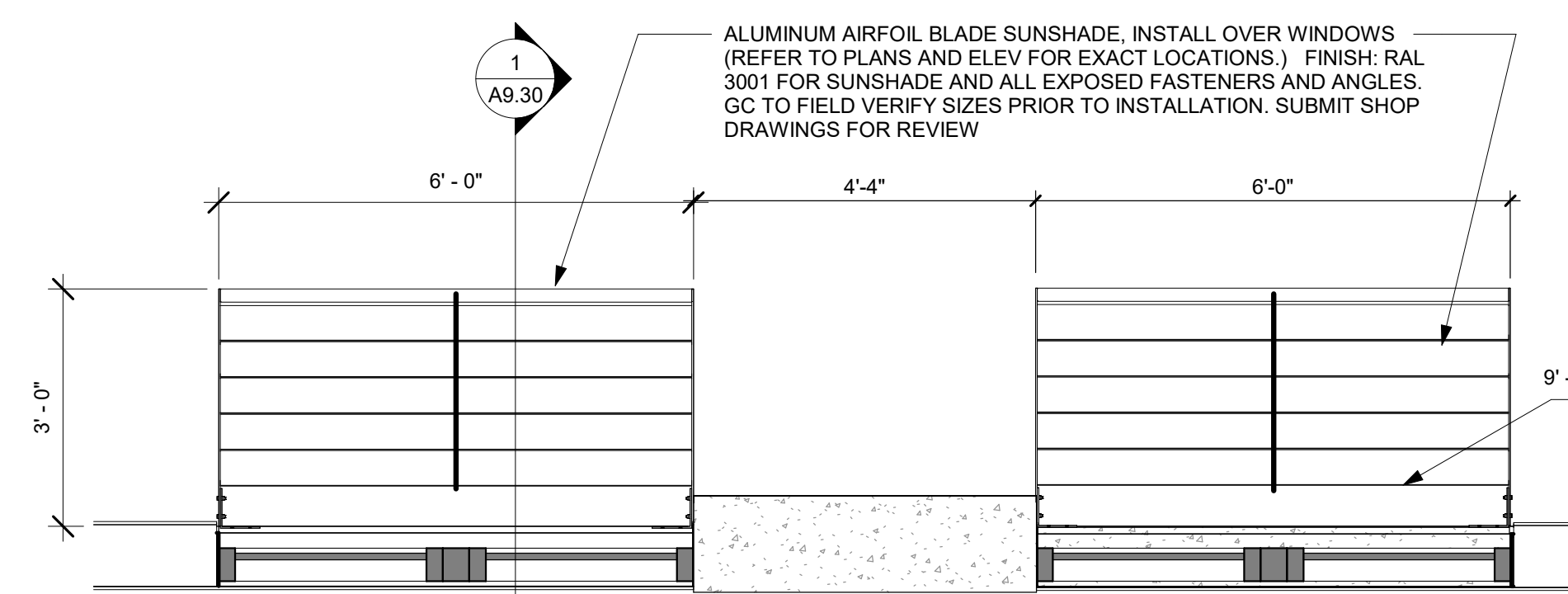
LOUVER SCHEDULE									
MARK	QUANTITY	LOUVER		LOUVER TYPE	BLADES	FRAME		REMARKS	
		WIDTH	HEIGHT			MATERIAL	FINISH		
L1	2	3'-0"	4'-0"	ALUMINUM IMPACT LOUVER	WIND DRIVEN RAIN LOUVER	AL	CLEAR ANODIZED MILL	PROVIDE BLANK OFF PANEL FOR LOUVER NOT CONNECTED TO EXHAUST SYSTEM	
L2	1	5'-0"	10'-0"	ALUMINUM IMPACT LOUVER	WIND DRIVEN RAIN LOUVER	AL	CLEAR ANODIZED MILL	EHV-901D, COORDINATE WITH MECHANICAL DRAWINGS, EXTENDED SILL W/ END DAMS	
L3	1	10'-0"	5'-0"	ALUMINUM IMPACT LOUVER	WIND DRIVEN RAIN LOUVER	AL	CLEAR ANODIZED MILL	EHV-901D, COORDINATE WITH MECHANICAL DRAWINGS, EXTENDED SILL W/ END DAMS	
L4	1	1'-0"	1'-0"	ALUMINUM IMPACT LOUVER	WIND DRIVEN RAIN LOUVER	AL	CLEAR ANODIZED MILL	EHV-901D, COORDINATE WITH MECHANICAL DRAWINGS, EXTENDED SILL W/ END DAMS	
L5	1	2'-6"	1'-6"	ALUMINUM IMPACT LOUVER	WIND DRIVEN RAIN LOUVER	AL	CLEAR ANODIZED MILL	EHV-901D, COORDINATE WITH MECHANICAL DRAWINGS, EXTENDED SILL W/ END DAMS	



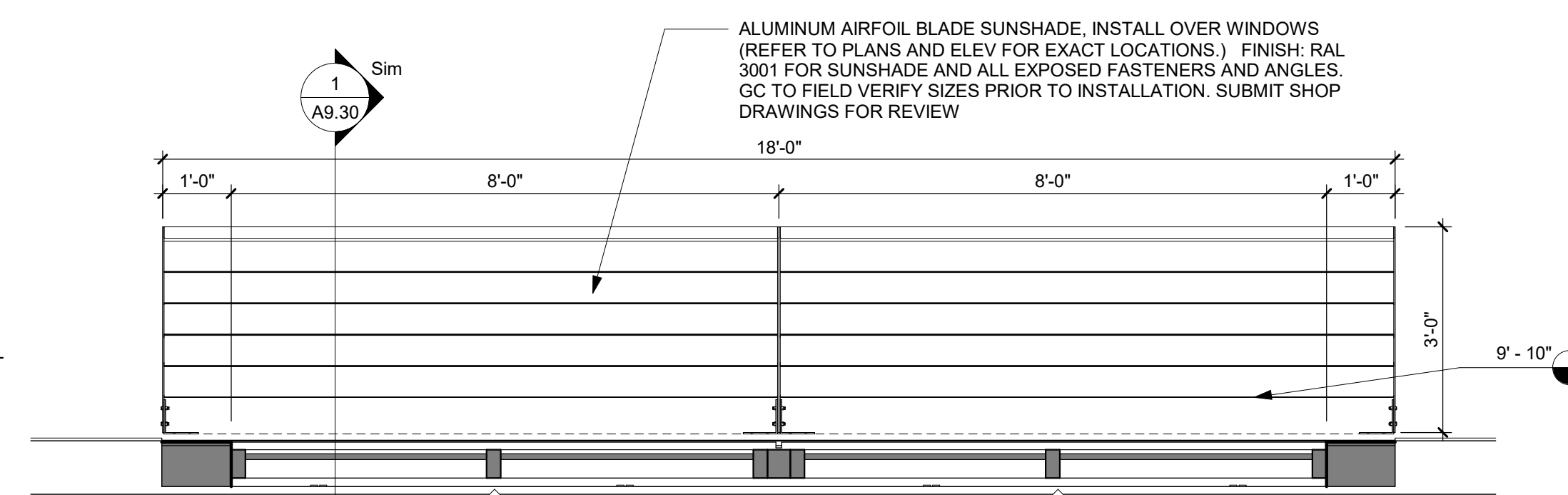
LOUVER LEGEND



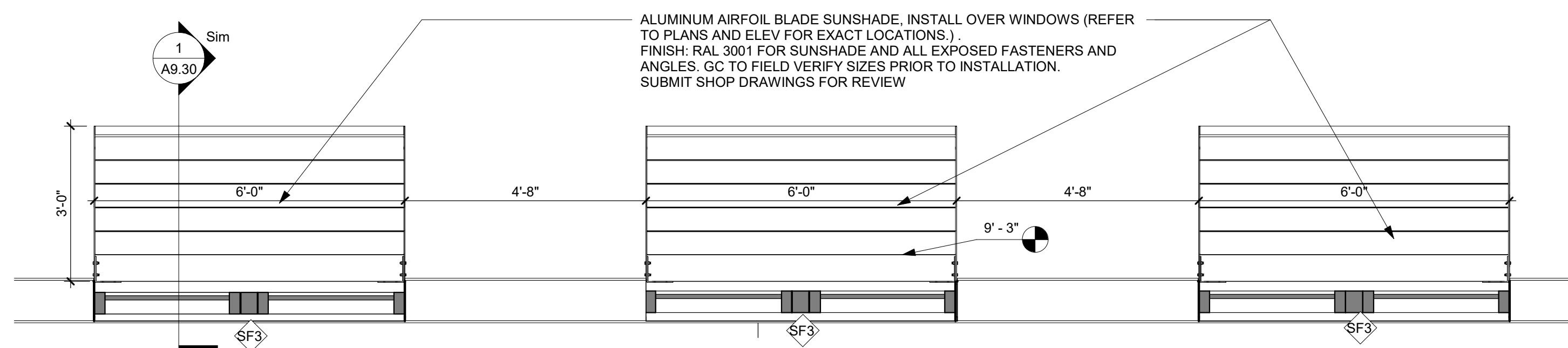
1 LOUVER- SECTION (TYP)
1/2" = 1'-0"




2 LOUVER PLAN- TYP. SHERIFF OFFICE & KITCHEN
1/2" = 1'-0"



7 LOUVER PLAN- GYM
1/2" = 1'-0"



3 LOUVER PLAN- OFFICER BUNKS
1/2" = 1'-0"



CURRIE SOWARDS AGUILA architects

Architecture, Planning, Interiors, & Sustainable Design

AA26001584

185 NE 4TH AVENUE SUITE 101 DELRAY BEACH, FL 33483

T: (561) 276-4951 F: (561) 243-8184 E-MAIL: office@csa-architects.com

ISSUED FOR :

FLEX SUB

DRC


SPA

BIDS

PERMIT

CONSTRUCTION

SEAL



JESS M. SOWARDS AR0013205

PROJECT TITLE

PBCFR - FIRE STATION 24

2700 WESTGATE AVE., WEST PALM BEACH, FL. 33409

REVISIONS

NUM.	DESCRIPTION	DATE

ISSUE FOR PERMIT

THESE DRAWINGS ARE PREPARED PER ESTABLISHED INDUSTRY STANDARDS AND REPRESENT THE ARCHITECT AND ENGINEERS DESIGN CONCEPT. THEY ARE NOT INTENDED TO PROVIDE EVERY DETAIL OR CONDITION REQUIRED TO CONSTRUCT THE BUILDING. THE CONTRACTOR THROUGH SUBMITTALS AND OTHER COORDINATION EFFORTS IS FULLY RESPONSIBLE FOR PROVIDING A COMPLETE AND OPERATIONAL BUILDING WHETHER INDICATED ON THE PLANS OR NOT.

DRAWING TITLE

LOUVER SCHEDULE & LOUVER DETAILS

DATE

DRAWN BY

CP

JOB NUMBER

230103

DRAWING NUMBER

A9.30

03.07.25