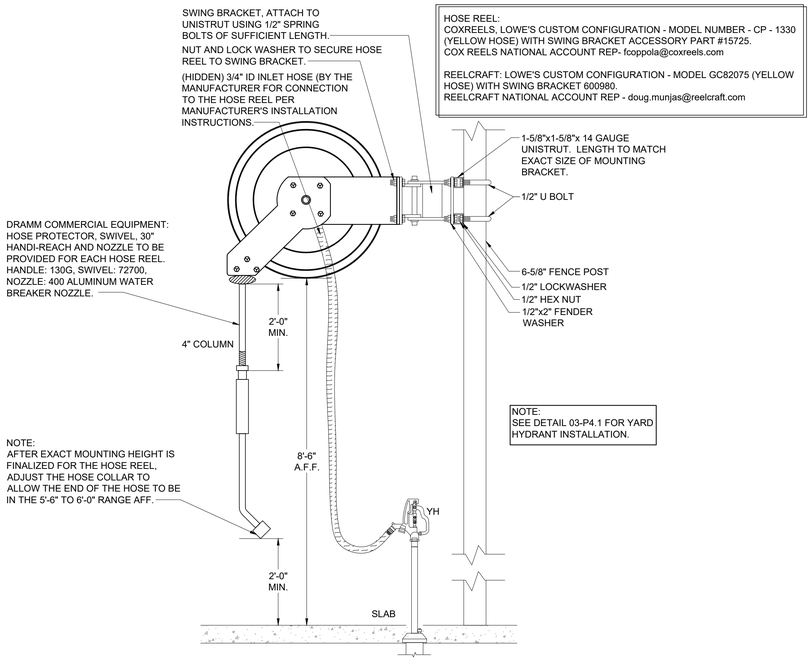

GARDEN CENTER FENCE - HOSE REEL MOUNTING DETAIL AT FENCE POST — 03

SCALE: NTS

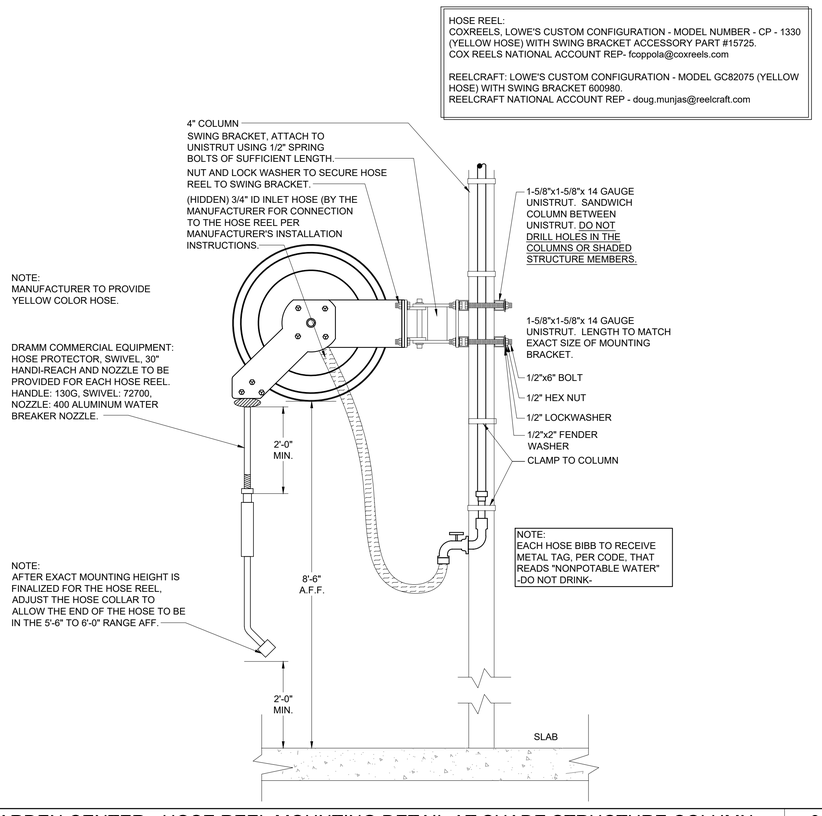

GARDEN CENTER - HOSE REEL MOUNTING DETAIL AT SHADE STRUCTURE COLUMN — 02

SCALE: NTS

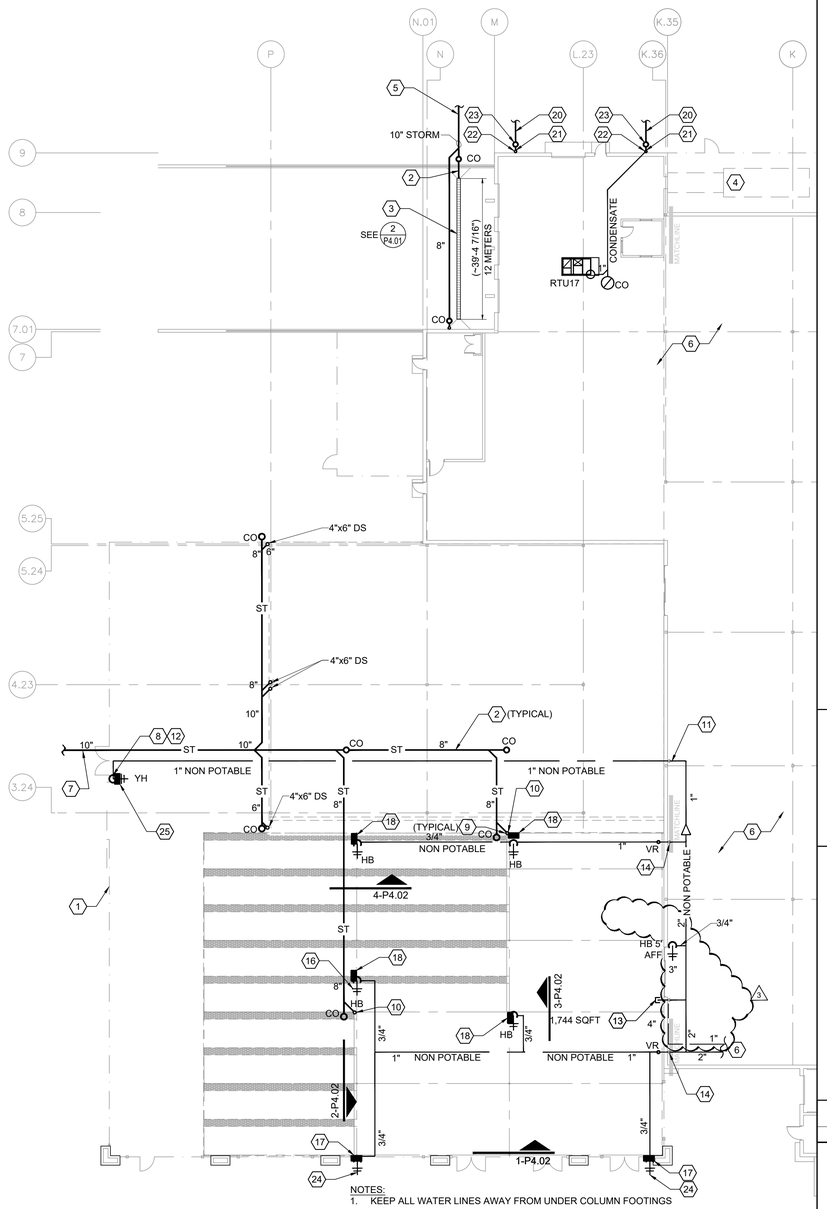

GARDEN CENTER - PLUMBING PLAN — 01

SCALE: 1"=20'-0"

SHEET NOTES

1. SEE GENERAL NOTES ON SHEET P1.00.
2. FOR SALES FLOOR CONTINUATION SHEET P2.00.

KEYED NOTES

1. FENCE LINE.
2. CORRUGATED PLASTIC, SMOOTH INTERIOR PIPE (TYPICAL FOR ALL STORM DRAINAGE ON THIS SHEET).
3. TRENCH DRAIN FOR TRUCKWELL.
4. TRASH COMPACTOR.
5. STUB 5'-0" BEYOND BUILDING LIMITS LINE. SEE SITE PLAN FOR CONTINUATION. BUILDING GC SHALL MAKE CONNECT TO SITE DRAINAGE LINE. /3
6. SEE P2.00 FOR SALES FLOOR PLUMBING.
7. 10" P.V.C. STUB 5'-0" BEYOND CONCRETE TURNDOWN. SEE SITE PLAN FOR CONTINUATION.
8. INSTALL BETWEEN THE DOUBLE EGRESS GATES AND THE SLIDER GATE. COORDINATE BOLLARD LOCATIONS WITH GENERAL CONTRACTOR. SEE DETAIL 3-P4.01.
9. INSTALL DOWNSPOUTS AS CLOSE TO SHADE STRUCTURE COLUMNS AS POSSIBLE.
10. 6" DOWNSPOUT.
11. 1" WATER LINE DOWN INDOOR FACE OF WALL WITH 1" BALL VALVE AT 5'-0" AFF. RUN UNDERSLAB TO YARD HYDRANT "YH".
12. PROVIDE THIS SIGN AT "YH":

    "NOTICE FOR WINTER TIME USE: THE HYDRANT MUST BE OPERATED AT FULL FLOW, THROUGH THE DIVERTER, FOR A MINIMUM OF 30 SECONDS BEFORE AND AFTER EACH USE TO DRAIN THE HYDRANT AND PREVENT FREEZING."
13. WATERING SYSTEM MAIN FEED. STUB 2" WATERLINE THROUGH WALL AT 12'-0" A.F.F. AND INSTALL 2" CUT-OFF & 1" DRAIN VALVE ACCORDING TO 1-P4.02.
14. 1" GARDEN CENTER WATER LINE DOWN INDOOR FACE OF WALL AND INSTALL CUT-OFF AND DRAIN VALVES ACCORDING TO 1-P4.02.
15. NOT USED.
16. ATTACH TO COLUMNS IN SHADE STRUCTURE.
17. MOUNT HOSE REEL TO SHADE STRUCTURE COLUMN ON EXTERIOR OF FENCE AT A MINIMUM OF 8'-6" A.F.F TO BOTTOM OF REEL. SEE DETAIL 2-P2.01 FOR CONNECTION.
18. MOUNT HOSE REEL TO SHADE STRUCTURE COLUMN AT A MINIMUM OF 8'-6" A.F.F TO BOTTOM OF REEL. SEE DETAIL 2-P2.01.
19. NOT USED. /1
20. 10" STORM DRAINAGE LINE.
21. STORM DRAINAGE LINE SHALL BE STUBBED 5'-0" BEYOND THE BUILDING LIMITS LINE. SEE CIVIL DRAWINGS FOR CONTINUATION.
22. SEE ARCHITECTURAL DRAWINGS FOR DOWNSPOUT DETAIL.
23. DOWNSPOUT CLEAN OUT.
24. HB TO EXTEND THROUGH THE FRONT FENCE LINE FOR ACCESSIBILITY OF HOSE CONNECTION AND VALVE ON THE EXTERIOR OF THE FENCE LINE.
25. MOUNT HOSE REEL TO GARDEN CENTER FENCE POST ON INTERIOR OF FENCE ADJACENT TO THE EGRESS GATE AT A MINIMUM OF 8'-6" A.F.F TO BOTTOM OF REEL. SEE DETAIL 3-P2.01 FOR CONNECTION.

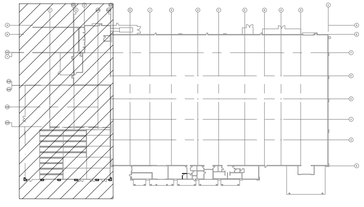

KEY PLAN

SCALE: NTS

NOTE:
DESIGNER OF RECORD IS RESPONSIBLE FOR ENSURING ACCURATE ITEM QUANTITY/UNIT LISTINGS IN THIS TABLE WHEN QUANTITIES ARE SHOWN. QUANTITIES SHOWN ARE FOR LOWE'S TAX PURPOSES ONLY. CONTRACTOR IS TO VERIFY ALL BID RELATED QUANTITIES.

REVISIONS		
◇ PRE-BID SET ISSUE DATE	△ POST BID SET ISSUE DATE	
DATE		DESCRIPTION
10.10 2025	1	PLAN REVIEW COMMENTS
10.07 2026	3	CRITERIA UPDATES

Ryan Crawford
Digitally signed by Ryan Crawford
DN: cn=Ryan Crawford, o=Page, ou=Page Consultants, email=rcrawford@pageconsultants.com, c=US
Date: 2026.01.29 07:39:54 -05'00'
No. 89248
STATE OF FLORIDA
PROFESSIONAL ENGINEER
10.05.2026

PAGE
INTERWORKS, P.A.
ENGINEERS & CONSULTANTS
923 MAIN STREET, NORTH WILKESBORO, NC 28659
PHONE: 336-667-4225

LICENSE:
NCARB No. 44575
NEW JERSEY
Lic. No. 12114
NEW YORK
Lic. No. 024475-1
PENNSYLVANIA
Lic. No. RA-019910-B
VIRGINIA
Lic. No. 0401 019655
FLORIDA
Lic. No. AR95159

PERRY M. PETRILLO ARCHITECTS PC
9 Park Avenue
Park Ridge, New Jersey 07656
Telephone (201) 307-6153
Fascimile (201) 307-6158

LOWE'S HOME CENTERS, LLC
1000 LOWE'S BOULEVARD
MOORESVILLE, NC 28117
704.758.1000 (PH.)

THIS DRAWING IS THE PROPERTY OF LOWE'S HOME CENTERS, LLC. ANY USE OR REPRODUCTION IN WHOLE OR PART IS PROHIBITED WITHOUT THE EXPRESSED WRITTEN CONSENT OF LOWE'S HOME CENTERS, LLC. ©COPYRIGHT 2025-2027 ALL RIGHTS RESERVED.

LOWE'S

GARDEN CENTER PLUMBING PLAN AND NOTES

LOWE'S OF WESTLAKE
5683 SEMINOLE PRATT WHITNEY RD.
Westlake, Florida, 33470

PCN: 77-49-43-01-29-002-0010
PROJECT No: 24309 | DRAWN BY: JBM | CHECKED BY: RJC

CRITERIA	
ISSUE DATE:	02-2025
PERMIT SET	
ISSUE DATE:	08-22-2025
CONSTRUCTION SET	
ISSUE DATE:	04-14-2025
DRAWING NUMBER:	P2.01

ORIGINAL	SECOND	FINAL