

Atlantic Fields Golf House Programming

Hobe Sound, FL

Interior Design Project Manual Architectural Specifications & Finishes

Issue	Date	Description
1	09/29/2023	ISSUED FOR COORDINATION
REVISION 1	10/18/2023	ID DD

Codes by Areas:

- 100 – Golf House
- 200 – Comfort Station 1
- 300 – Comfort Station 2
- 400 – Short Course (Specifications forthcoming)
- 500 – Performance



CHAMPALIMAUD

Table of Contents

1. Architectural Finishes ID Preamble
2. Architectural Finishes & OFCI Index
3. Architectural Finishes & OFCI Full Specifications
& Spec Sheets



CHAMPALIMAUD

Architectural Finishes ID Preamble



CHAMPALIMAUD

1. GENERAL NOTES

A. Equivalent Products / Copyright Infringement

Any reference to an equivalent product in a specification refers to a product of similar quality and appearance, but does not authorize or request any Contractor to reproduce or copy any product in violation of any copyright or other proprietary rights of any third party. The Contractor shall be solely responsible for insuring that any product provided by it pursuant to these specifications does not violate the copyright or other proprietary rights of any third party. The Contractor shall indemnify and hold harmless the Interior Designer, Owner/Operator and Agent against any damage, claim, loss, or liability arising as a result of any claim by any third party alleging that the products provided by the Contractor pursuant to these specifications violate any copyright or any other proprietary rights of any third party.

B. Procurement Process / Copyright infringement

The Interior Designer will provide complete specifications for all furniture and fixtures for approval by Client and for use by the Purchasing Agent in the procurement process. The Purchasing Agent shall be engaged by Client to purchase the furniture and fixtures specified by Interior Designer. Interior Designer shall have the right of approval of all substitutions and modifications of original specifications for consistency with the design intent of the item. Owner/Operator and Purchasing Agent shall be solely responsible for insuring that any item purchased as a result of any substitution or modification of any specification issued by Designer does not infringe any copyright, patent or other proprietary right of any third party. Owner/Operator shall indemnify and hold harmless Designer against any claim of infringement arising out of any substitution or modification of Designer's specifications.

C. Specification Protocol

Client shall insure that Purchasing Agent requires all suppliers for the Project to meet all applicable conditions and requirements set forth in the preamble to those specifications, and Designer shall have no liability to the extent the Purchasing Agent fails to obtain items for the Project fully complying with those specifications, including the preamble. Furthermore, Owner/Operator and/or Client shall comply with the maintenance schedules provided by Designer and Designer shall have no liability for any loss or damage arising from Owner/Operator or Client's failure to comply with such Maintenance schedules.

CHAMPALIMAUD

2. PRINCIPALS AND DEFINITIONS

- A. Purpose
The Interior Finish Preamble is intended as a general guideline to outline the quality expectations of Champalimaud Design with regards to the specified finishes, materials, and/or components in-conjunction with the construction/fabrication means and methods employed by the contractor (see below). The Preamble is only intended to be used as a supplement to the overall project Master Specification (by others) and not to supersede it.
- B. Owner
Shall mean the person, firm or corporation named in the specifications, and shall be deemed to include all duly authorized representatives thereof.
- C. Contractor
Shall mean the person, firm or corporation submitting a proposal on these plans and specifications for the purpose of manufacturing and/or installing same.
- D. Authorship
Shall mean the person, firm or corporation who developed the design and retains the intellectual copyrights and who acknowledges that this document allows the design to be produced, constructed and / or fabricated for this project only.
- E. No Exceptions Taken
Shall be understood to mean approved by, acceptable or satisfactory to Champalimaud Design. Equal or approved equal items and substitutes thereof shall be considered only prior to time of bid
- F. Disagreement of Incongruity
Where observed disagreement occurs between drawings and specifications or within either document itself, a written notice of said disagreement and assumption concerning in the form of a proposal. Thereafter, the item or agreement of better quality, greater quantity or higher cost shall be included in the bid.
- G. Substitutions
Substitutions of Champalimaud Design specified items will be accepted unless the item specified is a proprietary item of the specified supplier/manufacturer and/or the item is specified as “No substitutions accepted”.
- H. Written Notice
Shall be deemed as duly served if delivered in person to the individual, to a member of the firm, or to an officer of the corporation for whom it is intended, or if delivered or sent by email transmission or registered mail to the last business address of such individual, firm or corporation known to him who gives notice.
- I. Contractor’s Responsibility
Shall verify at the site or structure, all necessary dimensions and conditions pertaining to his work and shall be responsible for all work under his contract, including faulty or improper work by the project’s sub-contractors. The contractor shall diligently execute the work and give his personal attention and supervision to same until completed. It is not incumbent upon Owner and/or his Agent or Champalimaud Design to notify the contractor to attend, or have in his readiness such work or material as operations may require, it being deemed that the contractor shall be responsible for all delays caused by the neglect of himself or those under him by contract or otherwise.
- J. Permits and Certificates
The Contractor shall give all notices required by law and comply with all the laws, ordinances, fire codes and regulations bearing on the conduct of the work as drawn and specified. The contractor shall obtain, and pay for as required, all inspection and/or acceptance of completion certificates as are required by agencies involved and deliver same to owner.
- K. Laws and Ordinances
The Contractor shall comply with all applicable laws, ordinances, regulations and directions by proper authorities having jurisdiction.

CHAMPALIMAUD

- L. Errors, Ambiguities and Omissions
Any errors, ambiguities and omissions in drawings and specifications shall be reported to the Owner and/or his Agent for correction before any part of the work involved is started. Unless otherwise expressly stipulated, no additional allowances will be made in the Contractor's favor because of errors, ambiguities and/or omissions, which should reasonably have been discovered by him during the preparation of the bid estimates and directed to the attention of the Owner and/or his Agent in a timely manner. The written decision of the Owner and/or his Agent will be final.
- M. Changes In Work
Authorized changes shall be by written change order by Champalimaud Design (after contract is let). Prior to contract being let, changes shall be by Addendum only.
- N. Guarantees
All furnishings, hardware and equipment furnished by the Contractor shall be guaranteed against repairs of such defects in workmanship, material and installation, and repairs of such defects during the time period set forth after final completion and acceptance of the installation, by the owner and/or agent in contract, will be made without charge to the Owner. All such repairs and replacements shall be made at a time and at hours satisfactory to the Owner.
- O. Maintenance
The Contractor shall be responsible for obtaining maintenance manuals including but not limited to the following:
- Tools Required
 - Types of cleaners to be used
 - Replacement attic stock, materials and parts (including scheduled maintenance items such as lamps)
 - Final "As Built" shop drawings and samples.
- P. Coordination and Cooperation
The various contractors shall coordinate their work with each other in such a manner as to avoid delays, misunderstandings and disagreements, and shall actively cooperate with others engaged on this project, and arrange and execute the least possible interruption in, or obstruction to, such work of others.
Intent: It is the intent of Champalimaud Design that the workmanship, materials and methods used to construct same are of the best practices and the finest quality. The Contractor is expected to comply with the spirit as well as the letter, with which the specifications are written.

3. FLOORING, WALL AND CEILING APPLICATIONS - GENERAL NOTES

- A. Finished Heights
All floor and ceiling heights are to finished elevations. All subflooring to accommodate determined floor finish height indicated on Champalimaud Design design intent documentation.
- B. Finished Thicknesses
It is the contractor's responsibility to calculate thickness of material to rough elevations. Any discrepancies are to be brought to the attention of Champalimaud Design immediately.
- C. Material Characteristics
It is the contractor's responsibility to understand all material characteristics, and provide substrate for safe and secure installation
- D. Methods and Materials
Contractor must submit shop drawings of fabrication, assembly and installation methods and samples of material finishes to the owner appointed project coordinator and Champalimaud Design for review and approval prior to purchasing, manufacturing and/or installation.

CHAMPALIMAUD

E. Tolerances

Refer to Champalimaud Design details for allowable tolerances. Tolerance spaces and gaps over and above those specified in Champalimaud Design details should not be filled with silicone, caulking or other unsightly materials.

F. Coordination of Trades

It is the Contractor's responsibility to coordinate and confirm the layout of all trades and to relay any and all conflicts to the Design Team for direction. No deviation from design documents will be accepted without approval of the Design Team, Owner and/or his Agent. Contractor shall be responsible for all documentation of any variation or deviations which occur during the construction process and providing these in the form of "As Built" drawings and documents.

G. Sequence of Site Preparations

Fabrication and pre-assembly of components to be done at factory or workroom prior to shipping and installation at job site, to ensure proper execution of design intent by all trades.

4. MASTER FINISH SPECIFICATIONS – GENERAL NOTES

A. Carpet

Floor Applications :

Carpet to be in direct contact and alignment with adjacent material (no gap). Surface to align with abutting floor finish under weight of foot. Carpet to be installed with manufacturer-recommended heavy duty commercial pad on level built up subflooring w/ underlayment & waterproofing as required. (3) samples are required for Champalimaud Design approval prior to installation. Refer to plan for carpet direction.

B. Glass

Wall and Ceiling Applications

Architect's scheduled partition type and/or ceiling assembly system to receive contractor-recommended substrate with glass to be secured to wall using contractor-recommended mechanical fasteners or adhesive. See Champalimaud Design elevations and detail intent drawings for seam line location. Full scale on site mock-up to be coordinated by general contractor for review and approval by Champalimaud Design prior to final fabrication.

Millwork Applications :

Finish and/or material applications to millwork items to follow the supplier/manufacturer recommended attaching/adhering/finishing recommendations based on industry quality control standards. Refer to Champalimaud Design design intent specifications and drawings for details and finish allocations. All millwork items are to be factory fabricated, assembled and shipped to site for installation.

C. Metal

Wall and Ceiling Applications :

Architect's scheduled partition type and/or ceiling assembly system to receive contractor-recommended substrate with metal to be applied using contractor/manufacturer recommended fasteners. See Champalimaud Design drawings for pattern layout, panel sizes and junction details. All dimensions to be field verified and coordinated by contractor prior to purchasing, manufacturing and installation. Full scale, on site mock-up to be coordinated by general contractor for review and approval by Champalimaud Design prior to final fabrication.

Millwork Applications :

Finish and/or material applications to millwork items to follow the supplier/manufacturer recommended attaching/adhering/finishing recommendations based on industry quality

CHAMPALIMAUD

control standards. Refer to Champalimaud Design design intent specifications and drawings for details and finish allocations. All millwork items are to be factory fabricated, assembled and shipped to site for installation.

D. Paint

Wall and Ceiling Applications :

Architect's scheduled partition type and/or ceiling assembly system (that must include a minimum of two layers of gypsum board) to receive two coats of paint manufacturer's recommended primer/sealer and two coats of Champalimaud Design specified paint.

Millwork Applications:

Finish and/or material applications to millwork items to follow the supplier/manufacturer recommended attaching/adhering/finishing recommendations based on industry quality control standards. Refer to Champalimaud Design design intent specifications and drawings for details and finish allocations. All millwork items are to be factory fabricated, assembled and shipped to site for installation.

E. Special Finish

Lacquer – Wall and Ceiling Applications:

Architect's scheduled partition type or ceiling assembly to receive fabricators recommended substrate with two coats of lacquer manufacturer's recommended primer/sealer and multiple coats of lacquer to achieve Champalimaud Design specified lacquer finish quality. Refer to Champalimaud Design specifications and drawings for details, seam line locations, panel to panel conditions, and panel end conditions. Full scale, on site mock-up to be coordinated by lacquer fabricator/ finisher and general contractor to be reviewed and approved by Champalimaud Design prior to final fabrication.

Faux Finish – Wall and Ceiling Applications:

Architect's scheduled partition type or ceiling assembly to receive fabricators recommended substrate with two coats of faux finisher's recommended primer/sealer and Champalimaud Design specified faux finish. Full scale, on site mock-up to be coordinated by faux finisher and general contractor to be reviewed and approved by Champalimaud Design prior to final fabrication.

Millwork Applications:

Finish and/or material applications to millwork items to follow the supplier/manufacturer recommended attaching/adhering/finishing recommendations based on industry quality control standards. Refer to Champalimaud Design design intent specifications and drawings for details and finish allocations. All millwork items are to be factory fabricated, assembled and shipped to site for installation.

F. Stone/Tile

Flooring Applications:

Tile or stone to be installed on a level built up subfloor (setting bed) with underlayment & waterproofing as required. See construction plan for location of joint lines (over-all tile and slab dimensions per Champalimaud Design pattern detail). Contractor to submit mock-up of fully grouted stone-to-stone or tile-to-tile joint condition to Champalimaud Design for review and approval prior to installation.

Wall Applications:

Architect's scheduled partition type to receive contractor-recommended substrate and structure, tile and stone to be applied using contractor/manufacturer recommended fasteners/adhesives to support weight of stone or tile. Tile or stone to be adhered to wall construction with underlayment & waterproofing as required per architect's recommendation.

CHAMPALIMAUD

Refer to elevations for patterns location & details. Contractor to submit mock-up of fully grouted stone-to-stone or tile-to-tile joint condition to Champalimaud Design for review and approval prior to installation.

Ceiling Applications:

Architect's recommended ceiling framing hanging system to receive contractor-recommended substrate and structure, tile or stone to be applied using contractor/manufacturer recommended fasteners/adhesives to support weight of tile or stone. Tile and stone to be adhered to ceiling construction with underlayment & waterproofing as required per architect's recommendation. Refer to Champalimaud Design drawings for seam/joint patterns and details. Contractor to submit mock-up of fully grouted stone-to-stone or tile-to-tile joint condition to Champalimaud Design for review and approval prior to installation.

Millwork Applications:

Finish and/or material applications to millwork items to follow the supplier/manufacturer recommended attaching/adhering/finishing recommendations based on industry quality control standards. Refer to Champalimaud Design design intent specifications and drawings for details and finish allocations. All millwork items are to be factory fabricated, assembled and shipped to site for installation.

G. **Upholstery**

Wall, Panel and Ceiling Applications

Architect's scheduled partition type, ceiling framing system or paneling system to receive contractor-recommended substrate and structure, upholstery to be applied using contractor/manufacturer recommended fasteners/adhesives to support weight. Refer to Champalimaud Design elevations & detail intent drawings for seam line, panel dimensions, and layout. Contractor to submit full scale mock-up control sample panel to demonstrate quality of stitching and panel construction to Champalimaud Design for review and approval prior to fabrication and installation.

Millwork Applications:

Finish and/or material applications to millwork items to follow the supplier/manufacturer recommended attaching/adhering/finishing recommendations based on industry quality control standards. Refer to Champalimaud Design design intent specifications and drawings for details and finish allocations. All millwork items are to be factory fabricated, assembled and shipped to site for installation.

H. **Wallcovering**

Wall and Ceiling Applications – Direct Applied:

Architect's scheduled partition type, ceiling framing system (that must include a minimum of two layers of gypsum board and skim coat) to receive two coats of wallcovering manufacturer's recommended primer/sealer, wall covering to be applied using contractor/manufacturer recommended adhesives and manufacturer's installation instructions. Refer to Champalimaud Design drawings for detail intent and location of seam lines.

Wall and Ceiling Applications – Panel Applied:

Architect's scheduled partition type, ceiling framing system or paneling system to receive contractor-recommended substrate and two coats of wallcovering manufacturer's recommended primer/sealer, wall covering to be applied using contractor/manufacturer recommended adhesives and manufacturer's installation instructions. Refer to Champalimaud Design drawings for detail intent and location of seam lines.

Millwork Applications:

Finish and/or material applications to millwork items to follow the supplier/manufacturer recommended attaching/adhering/finishing recommendations based on industry quality control standards. Refer to Champalimaud Design design intent specifications and drawings for details and finish allocations. All millwork items are to be factory fabricated, assembled and shipped to site for installation.

CHAMPALIMAUD

I. Wood

Flooring Applications:

Flooring to be finished on all edges and surfaces. Install wood flooring on level built-up plywood sub flooring that is level and free from dirt, oil and grease. See Champalimaud Design floor finish plan for plank direction and seam pattern. Flooring must be installed with full surface glue-down installation with manufacturer's recommended adhesive. Flooring shall be laid out to be acclimatized to the surrounding for at least three to five days prior to installation. Do not install unless heating, air conditioning, and humidity control facilities are in full operation and room condition is normal as per factory recommended requirements. Contractor to submit full scale finished mock-up indicating pattern to Champalimaud Design for review and approval prior to installation.

Wall Applications – Panel Applied:

Architect's scheduled partition type to receive contractor-recommended substrate and structure, wood to be applied using contractor/manufacturer recommended fasteners/adhesives to support weight of wood. See Champalimaud Design elevations & detail intent drawings for panel and panel end conditions, seam line locations, end conditions, and panel layout intent. Contractor to submit full scale finished mock-up indicating pattern to Champalimaud Design for review and approval prior to installation.

Wall Applications – Wall Plank Applied:

Architect's scheduled partition type to receive contractor-recommended substrate and structure, wood to be applied using contractor/manufacturer recommended fasteners/adhesives to support weight of wood. See Champalimaud Design elevations & detail intent drawings for panel and panel end conditions, seam line locations, end conditions, and panel layout intent. Contractor to submit full scale finished mock-up indicating pattern to Champalimaud Design for review and approval prior to installation.

Millwork Applications:

Finish and/or material applications to millwork items to follow the supplier/manufacturer recommended attaching/adhering/finishing recommendations based on industry quality control standards. Refer to Champalimaud Design design intent specifications and drawings for details and finish allocations. All millwork items are to be factory fabricated, assembled and shipped to site for installation.

J. Hardware

All quantities and functionality of hardware equipment must be verified by contractor prior to procurement. All support parts and accessories required for each item must be verified and procured by contractor specifications for all such support parts and accessories must be submitted with complete hardware specification package (with appropriate tag and description) to Champalimaud Design for review prior to installation. All visible support parts must be finished in a manner consistent with items specified – any questions about selection of finishes should be directed to Champalimaud Design. Orientation of all fittings is as indicated in Champalimaud Design drawings. Any question regarding orientation of fittings should be directed to Champalimaud Design for clarification prior to installation.

K. Plumbing

Champalimaud Design design specifications indicate trim only. All quantities must be verified by contractor prior to procurement. All support parts and accessories required for each item must be verified and procured by contractor specifications for all such support parts and accessories must be submitted with complete plumbing specification package (with appropriate tag and description) to Champalimaud Design for review prior to installation. All visible support parts/accessories must be finished in a manner consistent with items specified – any questions about selection of finishes should be directed to Champalimaud Design for clarification. Orientation of all fittings is as indicated in Champalimaud Design drawings – any question regarding orientation of fittings should be directed to Champalimaud Design for clarification prior to installation.

L. Lighting Equipment

CHAMPALIMAUD

All quantities must be verified by Contractor prior to procurement. All support parts and accessories required for each item must be verified and procured by Contractor. Specifications for all such support parts and accessories must be submitted with complete lighting fitting specification package (with appropriate tag and description) to Electrical Engineer, Lighting Consultant and Champalimaud Design for review prior to installation. All visible support parts/accessories must be finished in a manner consistent with items specified -any questions about selection of finishes should be directed to Champalimaud Design for clarification.

Orientation of all fittings is as indicated in Champalimaud Design drawings - any question regarding orientation of fittings should be directed to Champalimaud Design for clarification prior to installation.

All fixtures shall be manufactured in strict accordance with the appropriate and current requirements of third party approval authorities providing testing, approvals, and certification symbols (such as but not limited to: UL, CE, CCC) for light fixtures. All such a listing required by the local code authorities shall be provided for each fixture type, and the appropriate label of labels shall be affixed to each fixture in a position concealing it from normal view.

Materials, equipment and appurtenances as well as workmanship provided shall conform to the highest commercial standard as specified and as indicated on drawings.

Fixture Construction

All materials, accessories, and other related fixture parts shall be new and free from defects which in any manner may impair their character, appearance, strength, durability and function. The fixtures shall be effectively protected from any damage or injury from the time of fabrication to the time of delivery and until final acceptance of the work.

All lighting fixtures shall be listed and labeled by testing agencies acceptable to local code authorities, for installation in fireproof or non- fireproof construction, damp or wet location, as required

All fixtures utilizing tungsten halogen sources shall be designed and constructed so that lamp seal temperatures do not exceed 350 degrees Celsius at an ambient of 25 degrees Celsius when tested in accordance with U.L. Standard #57 or equivalent international standards, and shall maintain an operating bulb wall temperature of approximately 600 degrees Celsius and not less than 250 degrees Celsius.

Lead wires for fixtures utilizing tungsten halogen sources shall be rated for not less than 200 degree Celsius operation, but shall be rated for 250 degree Celsius if temperature warrants. Temperature on reflectors shall not exceed 205 degrees Celsius at any point.

All fixtures supplied with integral control gear to be pre-wired and be able to be serviced or replaced without removal of fixture housing.

All fixtures for in-grade, underwater/submersible applications shall be supplied with properly gasketed housing and to carry appropriate U.L. /IP labeling. All electrical installations must conform with all applicable local electrical codes. All threaded electrical connections must have suitable vapor tight thread sealant applied before joining all under water / junction/splice boxes and conduits shall be able to self drain in a visible location outside the body of water.

United States: Fabricate fixture enclosures with a minimum of #20 gauge (0.0359 inch) thick cold rolled sheet steel. Enclosures may be constructed of other metals, provided they are equivalent in mechanical strength and acceptable for the purpose. Fabricate lighting fixtures to be finished in vitreous porcelain enamel from a minimum of #20 gauge enameled steel. Outside the United States: Fixture enclosure to meet "Local" international code requirements.

All sheet metal work shall be free from tool marks and dents, and shall have accurate angles bent as sharp as compatible with the gauges of the required metal. All intersections and joints shall be formed true of adequate strength and structural rigidity to prevent any distortion after assembly.

Housings shall be so constructed that all electrical components are easily accessible and replaceable without removing fixtures from their mountings, or disassembly of adjacent construction.

Castings shall be exact replicas of the approved patterns and shall be free of sand pits, blemishes, scales and rust, and shall be smoothly finished. Tolerances shall be provided for any shrinkage of the metal castings in order that the finished castings will accurately fit their designated locations.

CHAMPALIMAUD

All lamp sockets in lighting fixtures shall be suitable for the indicated lamps and shall be set to that lamps are positioned in optically correct relation to all lighting fixture components. If adjustable socket positions are provided, socket should be preset in factory for lamp specified. If different socket positions are specified for the same fixture, sockets shall be preset for each type, and cartons marked accordingly.

All fixtures shall be completely wired at the factory.

Mounting frames and rings shall be furnished compatible with the ceiling system if required.

The frames and rings shall be one piece or constructed with electrically welded butt joints, and of sufficient size and strength to sustain the weight of the fixture.

Light leaks between ceiling trims of recessed lighting equipment and the ceilings will not be tolerated. If fixture is used in partially transparent ceiling, light leaks above the ceiling line will not be tolerated.

Yokes, brackets and supplementary supporting members needed to mount lighting fixtures to carrier channels or other suitable ceiling members shall be furnished and installed by the Contractor.

Outdoor fixtures used outdoors, or in areas designated as damp locations, shall be suitably gasketed to prevent the entrance of moisture per current requirement of UL requirement or Ingress Protection Code (IP). Provide approved wire mesh bug/protection screens for ventilation openings.

Ceiling opening frames shall be either manufactured of non-ferrous metal or be suitably rustproofed after fabrication.

Hardware for steel and aluminum fixtures, all screws, bolts, nuts and other fastenings, and latching hardware shall be cadmium or equivalently plated. For stainless steel fixtures, all hardware shall be stainless steel. For bronze fixtures, all hardware shall be stainless steel or bronze.

All fixtures and ballasts must operate within the temperatures limits of their design and as specified by Underwriter's Laboratory, Inc. or equivalent agencies, in the applications and mounting conditions herein specified:

Each lighting fixture, which has a beam angle adjustment, shall have reliable angle locking devices.

Reflectors and Trims

Reflectors, reflector cones and visible trims of all lighting fixtures shall not be installed until completion of plastering, ceiling tile work, painting and general cleanup. They shall be carefully handled to avoid scratching or finger printing and shall be, at the same time of acceptance by the Owner, completely clean.

Aluminum reflector shall be finished specular, semi-specular, or diffuse as required. All parabolic cones shall be guaranteed against discoloration for a minimum of ten years, and, in the event of premature discoloration, shall be replaced by the manufacturer, including both materials and the cost of labor.

Reflectors, reflector cones and visible trims of all lighting fixtures shall be turned over to Owner clean and free of scratches and fingerprints.

Lenses

Plastic for lenses and diffusers shall be formed of colorless 100% virgin acrylic as manufactured by Rohm & Haas, DuPont or as acceptable. The quality of the raw material must exceed IES, SPI, NEMA or equivalent Specifications by at least 100%, which as a minimum standard shall not exceed a yellowness factor of 3 after 2000 hours of exposure in the Fade-Meter or as tested by an independent test laboratory. Acrylic plastic lenses and diffusers shall be properly cast, molded or extruded as specified, and shall remain free of any dimensional and material instability, discoloration, or loss of light transmittance for at least 15 years.

Glass used for lenses, refractors and diffusers in incandescent lighting fixtures shall be tempered for high impact and heat resistance: the glass shall be crystal clear in quality with a transmittance of not less than 88%. For exterior fixtures, use tempered Borosilicate glass tempered Corning #7740, or as acceptable. For fixtures directly exposed to the elements and aimed above the horizontal with a radiant energy of 4.16 watts per square inch, or greater, use Vycor glass.

Where optic lenses are used, they shall be free from spherical and chromatic aberrations and other imperfections which may hinder the functional performance of the lenses.

CHAMPALIMAUD

All lenses, louvers, or other light diffusing elements shall be removable, but positively held in position so that hinging or other normal motion will not cause them to drop out.

All lenses to be turned over to the Owner clean and free of dust.

Lampholders

Incandescent lamp holders shall have porcelain body or phenolic body, the screw to be nickel-plated brass- pre-lubricated with silicone compound. Medium / E27 based sockets shall be rated to 250 watts @ 600 volt service; mogul bases/E40 from 300 watts to 1500 watts @ 600 volt service.

Fluorescent lamp holder shall be heavy white thermoset urea plastic with definite lock-in feature and silver-plated contacts for proper lamp operation and life. Outdoor lampholders shall be neoprene gasketed and compression type. Sockets with open circuit voltage over 300 volt: safety type and designed to open supply circuit on lamp removal

High Intensity Discharge lamp holders to have porcelain body, the screw to be nickel-plated brass- pre-lubricated with silicone compound.

Neon/Cold Cathode lamp holders must be securely connected to surface by means of screws, toggles, epoxies and/or silicone to be determined by Installing Contractor. All electrical connections inside lamp holders must be secure and tight.

Finishes

Painted surface to be finished with synthetic enamel, with acrylic, alkyd, epoxy, polyester, or polyurethane base, light stabilized, baked on at 350 degrees Fahrenheit/177 Celsius minimum, catalytically, or photo chemically polymerized after application.

White finishes are to be a minimum of 85% reflective.

Unless otherwise noted, finishes to be selected by Architect/Interior Designer.

Except for stainless steel, give all ferrous metal surfaces a five-stage phosphate treatment or other acceptable base bonding treatment before final painting and after fabrication.

Unpainted non-reflective surfaces shall be satin finished and coated with a baked-on clear lacquer to preserve the surface. Where aluminum surfaces are treated with an anodic process, the clear lacquer may be omitted.

Unpainted aluminum surfaces are to be finished with an anodized coating. Interior aluminum trims to be coated with not less than 7 mg. per square inch, of a color and surface finish as selected by Architect/Interior Designer. Exterior aluminum and aluminum trims with an anodized coating of not less than 35mg. per square inch of a color and surface finish selected by Architect/Interior Designer.

Porcelain enamel surfaces to be finished smoothly. Finish shall be not less than .0075 thick (7.5mm) a non-yellowing, white, vitreous porcelain enamel with reflectance of not less than 85%.

Lamps

Contractor responsible for supplying all lamps including fixture purchased by Owner or Purchasing Agent unless specified otherwise.

All non-LED lamps shall be available and manufactured by General Electric, Osram Sylvania, or Philips unless otherwise specified. If a specific manufacturer is noted on the schedule, only that manufacturer shall be acceptable. The same manufacturer shall supply all lamps of a particular type.

Non- Retrofit type LED lamps shall be per manufacturer specifications.

Retrofit type LED lamps shall use specified manufacturer as bench mark. 4 months before hand over, Contractor to provide all available LED from marketplace and specified manufacturer's LED for color light meter comparison mock-up prior to purchase and installation. Retrofit LED's which are not comparatively judged and approved will be replaced by Contractor at no cost to project.

LED lamps shall be 2700K +/- 50K with UV of .0000 to +.0060 unless otherwise specified. All lamps to be tested with Minolta Konica CL-200 color light meter or equal.

All linear fluorescent and bix fluorescent lamps shall be either 2700K or 3000K with a CRI of not less than 85. They should not contain more than 0.5 grams of Mercury.

All compact fluorescent lamps shall be 2700K with a CRI of not less than 85. They should not contain more than 1.0 grams of Mercury.

All lamps, operational during construction, to be re-lamped with approved lamps prior to handover to Owner.

CHAMPALIMAUD

All fluorescent lamps to be burned-in for a minimum 100 hours prior to final inspection and dimming.

Control Gear- Transformers, Ballasts, LED Drivers and Integrated Power Supplies

General purpose distributing transformers shall be single-phase which are generally used with primaries connected to secondary distribution circuits. They shall be designed for the voltages of 120, 220, 240 as per input voltage. Unless otherwise specified, the transformers are to be electronic or torodial and not magnetic core & coil. All electronic transformers to function in either leading edge or trailing edge. Fixture manufacturer to provide all technical data regarding transformer for coordination with lighting control system if the transformer is can only function as leading edge or trailing edge.

Transformers, ballasts and drivers shall be designed for continuous operation at the rated KVA for 24 hours a day, 365 days a year operation with a nominal life expectancy and greater overload capabilities in accordance with the latest ANSI-C57. The temperature rise of these transformers shall be 80 degrees Celsius temperature rise and shall be insulated with a UL recognized 220 degree Celsius insulation system.

Transformers, ballasts and drivers shall be mounted as closely as possible to the luminaire(s) to minimize voltage drop.

Transformers, ballasts and drivers shall be located in a well-ventilated, accessible space to permit ready and safe operation adjustment, repair and maintenance. The sound levels of the transformers, ballasts and drivers shall be designed in accordance with ANSI/NEMA recommended levels, and shall not be audible in the project space.

All Ballasts and Drivers shall be electronic without exception.

Aiming and Adjustment

All adjustable lighting units shall be aimed, focused, locked, etc., by the Contractor under the supervision of the Interior Designer/Lighting Consultant. The Interior Designer/Lighting Consultant shall indicate the number of crews (foreman and apprentice) required. All aiming and adjusting shall be carried out after the entire installation is completed. All ladders, scaffolds, etc. required shall be furnished by the Contractor at the direction of the Interior/Designer/Lighting Consultant. As aiming and adjusting is completed, locking set screws and bolts and nuts shall be tightened securely

Where possible, lighting fixtures shall be focused during the normal working day. However, where daylight interferes with the setting and aiming of fixtures, the focus shall be accomplished at night.

Cleaning

At the time of final acceptance by the Owner, all lighting fixtures shall have been thoroughly cleaned with materials and methods recommended by the manufacturer, all broken parts shall have been replaced, and all lamps shall be operative.

Warranty

The Contractor shall warrant the fixture, its finishes, and all of its component parts except ballasts, to be free from defects for a period of one year from date of acceptance if operated within rated voltage range.

Ballasts shall be warranted for two years.

Replacement of faulty materials and the cost of labor required to make the replacement shall be the responsibility of the Contractor.

Warrant replacement luminaries or components to be free of defects in workmanship or materials for a period of one year following replacement, and replace any defective replacements.

M. **Light Control Equipment**

All quantities must be verified by Contractor prior to procurement. All support parts and accessories required for each item must be verified and procured by Contractor. Specifications for all such support parts and accessories must be submitted with complete light control equipment specification package (with appropriate tag and description) to Electrical Engineer and Champalimaud Design for review prior to installation.

All visible support parts/accessories must be finished in a manner consistent with items specified -any questions about selection of finishes should be directed to Champalimaud Design for clarification.

CHAMPALIMAUD

Contractor to refer to the project documentation requirements for electrical scope of work as specified by or provided by Others.

All fixtures shall be manufactured in strict accordance with the appropriate and current requirements of third party approval authorities providing testing, approvals, and certification symbols (such as but not limited to: UL, CE, CCC) for light control equipment. All such a listing required by the local code authorities shall be provided for each fixture type, and the appropriate label of labels shall be affixed to each fixture in a position concealing it from normal view.

References: Underwriters Laboratories Inc
ISO 9001 Quality Standard
Canadian Standards Association
NOM Certification Mark
Harmonized European Standard (CE)
American National Standards Institute
Institute of Electrical and Electronic Engineers

Qualification of the Manufacturer of all light control equipment to meet Electrical Engineering specifications.

- The lighting control equipment system shall meet IEC801-2, tested to withstand a 15kV electrostatic discharge without damage or loss of memory
- The lighting control equipment must operate in an ambient temperature range of 0° (32° F) to 40° (104° F) and 90% non-condensing relative humidity without the requirement of a regularly scheduled maintenance program for air filtration components
- Location of all equipment to be indicated on electrical drawings and coordinated on interior elevations and lighting plans.
- Grouping of lights into “Control Zones” in concept and related loading schedule indicated on Champalimaud Design documentation.
- All other electrical requirements of control systems per Electrical Engineer’s documentation.
- The Manufacturer shall provide a full two-year limited warranty on all equipment supplied. The warranty shall cover 100% of the parts and manufacturers labor costs required over the first two-years, which are directly attributable to the manufacturer. Warranty coverage shall begin on the date that the equipment is energized.

N. Special Equipment

All quantities must be verified by contractor prior to procurement. All support parts and accessories required for each item must be verified and procured by contractor specifications for all such support parts and accessories must be submitted with complete special equipment specification package (with appropriate tag and description) to Champalimaud Design for review prior to installation. All visible support parts/accessories must be finished in a manner consistent with items specified –any questions about selection of finishes should be directed to Champalimaud Design for clarification. Orientation of all fittings is as indicated in Champalimaud Design drawings – any question regarding orientation of fittings should be directed to Champalimaud Design for clarification prior to installation.

5. SUBMITTALS – GENERAL NOTES

A. General Identification of Submittals – All submittals are to include the following :

- Project Name and Area.
- Letter of transmittal.
- List of contents, such as Shop Drawings or Finish Samples.
- Submittal Number for Shop Drawings.
- Critical Dates or Schedule of Milestone Dates or long lead items. (See Over-all Master Project Schedule request below.)

CHAMPALIMAUD

B. Finishes and Materials Submittals

All like finishes and materials are to be provided by a common source, preferably the specified source, although substitutions will be reviewed and considered. Submitting parties and/ or owner appointed project manager to ensure consistency of finishes and materials submitted by the different sources. (Example: All WD-101 (wood finish from our finish specification) submittals from different sources/ contractors are to be identical, no variation).

Consolidation of finishes and materials submittals is preferred to avoid review and approval of multiple samples of the same finishes and materials. This will eliminate errors and omissions and increase efficiency of the submittal process.

All submittals are to be clearly labeled with references to Champalimaud Design specifications. Champalimaud Design requires a minimum of three (3) samples for each finish and material submitted.

All finishes are to be submitted using the base surface or substrate material to confirm exact finish quality, color and/ or texture. If finishes wrap to- or terminate to- outside and/ or inside corners/edges, mock-ups of these finishes to illustrate the finish transition and/or termination are required.

Minimum Size of Finishes & Materials Submittals:

Glazing, Metal, Paint, Special Finishes & Wood Veneer – 30cm x 30cm (12” x 12”) samples.

Wood Flooring and/or Solid Wood Planks – 60cm x 60cm (24” x 24”) mock-up of floor, wall or ceiling finishes patterns.

Stone – 60cm x 60cm (24” x 24”) samples along with images of full slabs and/or visit to stone quarry or stone yard for review and selection of slabs. Stone mosaic finishes require full renderings of pattern and samples to illustrate execution of mosaic details.

Carpet, Fabric & Wall Covering – 30cm x 30cm (12” x 12”) samples, unless, finish or material has a repeat, then a sample indicating the FULL repeat is required.

C. Shop Drawings Submittals

Submittal of over-all master shop drawing submittal schedule integrating all parties’ submittal schedules.

All shop drawings are to be reviewed by submittal parties and/ or owner appointed project manager to meet the following criteria prior to submitting drawings to Champalimaud Design for review and comment.

Quality control of shop drawings for format and clarity of information.

Compliance with design documentation.

Coordination with all trades and other Champalimaud Design documentation.

All shop drawing submittals are to be submitted in the form of printed drawings, only one (1) copy is required. Electronic pre-submittals will only be used in situation where time is critical. However, printed drawings will supersede electronic files.

All reflected ceiling plans are to be submitted as fully coordinated reflected ceiling plans integrating all visible devices (from MEP, Fire/Life safety/AV, etc.)

Champalimaud Design will return most if not all reviewed shop drawings as scanned files e-mailed or uploaded to a project FTP site. If copied hardcopies are required, Champalimaud Design will only provide one (1) set to be copied and distributed by the owner appointed project manager.

D. Hardware and MEP Devices Submittals

All Hardware submittals are to include one (1) sample and manufacturer specifications for review and comparison to the original specifications. Mock-ups to be submitted based on the need to illustrate function of hardware as required.

All visible MEP devices in any interior areas designed by Champalimaud Design are to be submitted as one (1) sample for review and approval for aesthetic compliance.

E. Lighting Submittals

CHAMPALIMAUD

All standard “architectural” and “exterior” light fixtures are to be submitted in the form of manufacturers’ specifications with reference to Champalimaud Design specification. Submittals to include the following:

- All control gear (Transformer, Ballast, LED driver and Power Supply) information and single line installation wiring diagrams required with submission. Lighting Control Manufacturer to be provided all control gear information and confirm compatibility with their equipment and data format.
- Lamp information required with submission.
- Working samples to be submitted for all proposed substitutions. Fixture samples must be actual working units of materials to be supplied. The fixture samples shall be complete with specified lamp(s), ready for hanging and energizing (with cord and plug), and to have as specified finishes and accessories for examining; and shall be shipped, prepaid by Contractor, to the Interior Designer/Lighting Consultant, or as otherwise advised. Samples are not returnable, nor should be included in quantities listed for a project.
- Fixture Photometrics are required for all proposed substitutions.

Prior to release for manufacturing, the Contractor shall furnish at least one sample of each fixture, fixture component or finished material as called for per the specific fixture detail sheets in this specification or in the other documents related to this scope of work.

All decorative light fixtures or devices are to be submitted in the form of dimensioned shop drawings, finish samples and working mock-ups. Refer to Furnishing Preamble more requirements related to the submittal process of decorative fixtures.

All lighting control / dimming equipment submittals are to include shop drawings and manufacturers’ specification as well as single line equipment wiring diagram and control zone schedule with reference to Champalimaud Design design intent only.

Sample of keypads and all other interface devices are to be provided with submission.

Lighting control equipment will be reviewed by Champalimaud Design for design intent only.

All power related issues, A/V, communication and shade control interface related issues to be reviewed by Project Electrical Engineer and Project A/V consultant.

Integrated lighting in Kitchen Equipment, Special Equipment, Spa and Pool equipment, A/V equipment to be reviewed by Champalimaud Design for design intent compliance only.

Manufacturers or authorized representative of Room Management Systems to develop and provide control matrix and single line diagram for review and comment.

F. Request for Information (RFI's)

All RFI's are to include the following information:

- RFI Reference Number.
- Project Name and Area.
- Letter of transmittal.
- List of Reference Drawings Included.
- Specific references to Champalimaud Design drawings and specifications.
- Date for expected reply and resolution.

G. Overall Master Project Schedule

Required to prepare the following items:

- RFI Reference Number.
- Project Name and Area.
- Letter of transmittal.
- List of Reference Drawings Included.
- Specific references to Champalimaud Design drawings and specifications.
- Date for expected reply and resolution.

CHAMPALIMAUD

Architectural Finishes & OFCI Index



CHAMPALIMAUD








Architectural Finishes Report

Project: Atlantic Fields Golf Programming Project Manual

Project #: 21028.05

Issue Date: SEP 29,2023

By Item Type

Control #	Description	Mfr / Vendor	Special Instructions	Image
Decorative Hardware				
DH-101	<p>INTERIOR DOOR LEVER GOLF HOUSE</p> <p>Product: BOILER LEVER</p> <p>Model #: L303</p> <p>Color / Finish: WHITE BRONZE DARK (WD)</p> <p>Size / Dimensions: 3/4" X 4 11/16"</p> <p>Location: INDTERIOR DOORS THROUGHOUT GOLF HOUSE</p>	<p>Rocky Mountain Hardware USA</p> <p>Contact Default</p> <p>Rocky Mountain Hardware USA</p> <p>Contact Sandra Diebolt P 508-287-1118 norumbega1@comcast.net</p>		
DH-102	<p>KITCHEN DOOR PUSH PLATE GOLF HOUSE</p> <p>Product: ROCKWOOD DOOR PUSH PLATE</p> <p>Model #: 70C.32D</p> <p>Color / Finish: STAINLESS STEEL / DULL TYPE 304</p> <p>Size / Dimensions: 16"H X 4"W X 0.5"D</p> <p>Notes: REFER TO SPEC SHEET FOR ADDITIONAL INFORMATION</p> <p>Location: DOORS TO KITCHEN AT GOLF HOUSE</p>	<p>Grainger USA</p> <p>P 1-800-472-4643</p> <p>Contact Default</p> <p>Grainger USA</p> <p>P 1-800-472-4643</p> <p>Contact Default</p>		
DH-103	<p>KITCHEN DOOR KICK PLATE GOLF HOUSE</p> <p>Product: ROCKWOOD DOOR PROTECTION PLATE</p> <p>Model #: K1050.32D</p> <p>Color / Finish: STAINLESS STEEL</p> <p>Size / Dimensions: 12"H X 34"W</p> <p>Notes: REFER TO SPEC SHEET FOR ADDITIONAL INFORMATION</p> <p>Location: DOORS TO KITCHEN AT GOLF HOUSE</p>	<p>Hatco</p> <p>635 South 28th Street Milwaukee, WI 53215 USA</p> <p>P (414) 671-6350</p> <p>Contact Default</p> <p>Hatco</p> <p>635 South 28th Street Milwaukee, WI 53215 USA</p> <p>P (414) 671-6350</p> <p>Contact Default</p>		
DH-104	<p>FOOT RAIL GOLF HOUSE</p> <p>Product: FOOT RAIL BRACKET</p> <p>Description: TALL ROUNDED CENTER POST BRACKET - OIL RUBBED BRONZE - 2" OD</p> <p>Model #: ORB-990-XX</p> <p>Color / Finish: OIL RUBBED BRONZE</p> <p>Size / Dimensions: PER ID DRAWINGS</p> <p>Location: BAR AT GOLF HOUSE</p>	<p>KegWorks USA</p> <p>P 877.636.3673</p> <p>Contact Default</p> <p>KEGWORKS USA</p> <p>P 877.636.3673</p> <p>Contact Default</p>		
DH-105	<p>FOOT RAIL BRACKET GOLF HOUSE</p> <p>Product: FOOT RAIL BRACKET</p> <p>Description: TALL ROUNDED CENTER POST BRACKET - OIL RUBBED BRONZE - 2" OD</p> <p>Model #: ORB-76336-2-TALL</p> <p>Color / Finish: OIL RUBBED BRONZE</p> <p>Size / Dimensions: 2"W X 8"H - PER CUTSHEET</p> <p>Notes: REFER TO SPEC SHEET FOR ADDITIONAL INFORMATION</p> <p>Location: BAR AT GOLF HOUSE</p>	<p>KegWorks USA</p> <p>P 877.636.3673</p> <p>Contact Default</p> <p>KEGWORKS USA</p> <p>P 877.636.3673</p> <p>Contact Default</p>		
DH-201	<p>INTERIOR DOOR LEVER COMFORT STATION 1</p> <p>Product: BOILER LEVER</p> <p>Model #: L303</p> <p>Color / Finish: WHITE BRONZE DARK (WD)</p> <p>Size / Dimensions: 3/4" X 4 11/16"</p> <p>Location: INDTERIOR DOORS THROUGHOUT COMFORT STATION 1</p>	<p>Rocky Mountain Hardware USA</p> <p>Contact Default</p> <p>Rocky Mountain Hardware USA</p> <p>Contact Sandra Diebolt P 508-287-1118 norumbega1@comcast.net</p>		
DH-301	<p>INTERIOR DOOR LEVER COMFORT STATION 2</p> <p>Product: BOILER LEVER</p> <p>Model #: L303</p> <p>Color / Finish: WHITE BRONZE DARK (WD)</p> <p>Size / Dimensions: 3/4" X 4 11/16"</p> <p>Location: INDTERIOR DOORS THROUGHOUT COMFORT STATION 2</p>	<p>Rocky Mountain Hardware USA</p> <p>Contact Default</p> <p>Rocky Mountain Hardware USA</p> <p>Contact Sandra Diebolt P 508-287-1118 norumbega1@comcast.net</p>		
DH-501	<p>INTERIOR DOOR LEVER PERFORMANCE</p> <p>Product: BOILER LEVER</p> <p>Model #: L303</p> <p>Color / Finish: WHITE BRONZE DARK (WD)</p> <p>Size / Dimensions: 3/4" X 4 11/16"</p> <p>Location: INDTERIOR DOORS THROUGHOUT PERFORMANCE</p>	<p>Rocky Mountain Hardware USA</p> <p>Contact Default</p> <p>Rocky Mountain Hardware USA</p> <p>Contact Sandra Diebolt P 508-287-1118 norumbega1@comcast.net</p>		
DH-502	<p>LOCKER HANGING ROD PERFORMANCE</p> <p>Product: CLOSET ROD AT SPA LOCKERS</p> <p>Model # UF3015-96-26 - ROD UF8339D-26 - ROD MOUNT E831 - END CAP</p> <p>Color / Finish: POLISHED CHROME</p> <p>Size / Dimensions: 8'L X 5/8" W X 1-1/8H</p> <p>Notes: HANGING ROD INSIDE LOCKERS AT PERFORMANCE</p>	<p>EB BRADLEY USA</p> <p>P 800-533-3030</p> <p>Contact Default</p> <p>EB BRADLEY USA</p> <p>P 800-533-3030</p> <p>Contact Default</p>		
Equipment				

CHAMPALIMAUD



Architectural Finishes Report

Project: Atlantic Fields Golf Programming Project Manual

Project #: 21028.05

Issue Date: SEP 29,2023

By Item Type

Control #	Description	Mfr / Vendor	Special Instructions	Image
EQ-101	84" CEILING FAN GOLF HOUSE Model #: MK-HK4-07 Model Name: HAIKU 84" - DAMP 1906 Description: INDOOR/OUTDOOR FAN Dimensions: 84"DIA x 20"H DOWNROD Color/Finish: CARAMEL WOOD GRAIN (F504) AND WHITE (A259) Accessories: MAGNETIC WALL HOLDER BLUETOOTH REMOTE Notes: - REFER TO SPEC SHEET FOR ADDITIONAL INFORMATION -NO INCORPORATED LIGHTING Location: CEILING AT GOLF HOUSE	Big Ass Fans 2348 Innovation Drive Lexington, KY 40511 USA P 2348 Innovation Drive Contact Default Big Ass Fans 2348 Innovation Drive Lexington, KY 40511 USA P 2348 Innovation Drive Contact Default	CONTRACTOR IS RESPONSIBLE FOR VERIFYING CUT-OUT DIMENSIONS. CONTRACTOR IS RESPONSIBLE FOR INSTALLING EQUIPMENT PER MANUFACTURERS RECOMMENDED METHODS AND INSTRUCTIONS. OWNER/PURCHASING AGENT TO VERIFY SPECIFICATION PRIOR TO PURCHASING. CONTRACTOR IS RESPONSIBLE TO ORDER/ PURCHASE EQUIPMENT BASED ON PLAN LAYOUT (I.E. HINGE LOCATION)	
EQ-201	60" CEILING FAN COMFORT STATION 1 Model #: MK-HK4-05 Model Name: HAIKU 60" - DAMP 2506 Description: INDOOR/OUTDOOR FAN Dimensions: 60"DIA x 20"H DOWNROD Color/Finish: CARAMEL WOOD GRAIN (F504) AND OIL RUBBED BRONZE (A471) Accessories: MAGNETIC WALL HOLDER BLUETOOTH REMOTE Notes: - REFER TO SPEC SHEET FOR ADDITIONAL INFORMATION -NO INCORPORATED LIGHTING Location: CEILING AT COMFORT STATION 1	Big Ass Fans 2348 Innovation Drive Lexington, KY 40511 USA P 2348 Innovation Drive Contact Default Big Ass Fans 2348 Innovation Drive Lexington, KY 40511 USA P 2348 Innovation Drive Contact Default	CONTRACTOR IS RESPONSIBLE FOR VERIFYING CUT-OUT DIMENSIONS. CONTRACTOR IS RESPONSIBLE FOR INSTALLING EQUIPMENT PER MANUFACTURERS RECOMMENDED METHODS AND INSTRUCTIONS. OWNER/PURCHASING AGENT TO VERIFY SPECIFICATION PRIOR TO PURCHASING. CONTRACTOR IS RESPONSIBLE TO ORDER/ PURCHASE EQUIPMENT BASED ON PLAN LAYOUT (I.E. HINGE LOCATION)	
EQ-202	PANEL READY UNDERCOUNTER ICE MACHINE COMFORT STATION 1 REFER TO AOR SPECIFICATIONS FOR MAUFACTURER, CUTSHEET, AND DETAILS	TBD Contact Default TBD Contact Default	CONTRACTOR IS RESPONSIBLE FOR VERIFYING CUT-OUT DIMENSIONS. CONTRACTOR IS RESPONSIBLE FOR INSTALLING EQUIPMENT PER MANUFACTURERS RECOMMENDED METHODS AND INSTRUCTIONS. OWNER/PURCHASING AGENT TO VERIFY SPECIFICATION PRIOR TO PURCHASING. CONTRACTOR IS RESPONSIBLE TO ORDER/ PURCHASE EQUIPMENT BASED ON PLAN LAYOUT (I.E. HINGE LOCATION)	
EQ-203	FULL HEIGHT REFRIGERATOR COMFORT STATION 1 REFER TO AOR SPECIFICATIONS FOR MAUFACTURER, CUTSHEET, AND DETAILS	TBD Contact Default TBD Contact Default	CONTRACTOR IS RESPONSIBLE FOR VERIFYING CUT-OUT DIMENSIONS. CONTRACTOR IS RESPONSIBLE FOR INSTALLING EQUIPMENT PER MANUFACTURERS RECOMMENDED METHODS AND INSTRUCTIONS. OWNER/PURCHASING AGENT TO VERIFY SPECIFICATION PRIOR TO PURCHASING. CONTRACTOR IS RESPONSIBLE TO ORDER/ PURCHASE EQUIPMENT BASED ON PLAN LAYOUT (I.E. HINGE LOCATION)	
EQ-204	HOT PLATE / COLD PLATE COMFORT STATION 1 REFER TO AOR SPECIFICATIONS FOR MAUFACTURER, CUTSHEET, AND DETAILS	TBD Contact Default TBD Contact Default	CONTRACTOR IS RESPONSIBLE FOR VERIFYING CUT-OUT DIMENSIONS. CONTRACTOR IS RESPONSIBLE FOR INSTALLING EQUIPMENT PER MANUFACTURERS RECOMMENDED METHODS AND INSTRUCTIONS. OWNER/PURCHASING AGENT TO VERIFY SPECIFICATION PRIOR TO PURCHASING. CONTRACTOR IS RESPONSIBLE TO ORDER/ PURCHASE EQUIPMENT BASED ON PLAN LAYOUT (I.E. HINGE LOCATION)	
EQ-205	PANEL READY UNDERCOUNTER FREEZER DRAWERS COMFORT STATION 1 REFER TO AOR SPECIFICATIONS FOR MAUFACTURER, CUTSHEET, AND DETAILS	TBD Contact Default TBD Contact Default	CONTRACTOR IS RESPONSIBLE FOR VERIFYING CUT-OUT DIMENSIONS. CONTRACTOR IS RESPONSIBLE FOR INSTALLING EQUIPMENT PER MANUFACTURERS RECOMMENDED METHODS AND INSTRUCTIONS. OWNER/PURCHASING AGENT TO VERIFY SPECIFICATION PRIOR TO PURCHASING. CONTRACTOR IS RESPONSIBLE TO ORDER/ PURCHASE EQUIPMENT BASED ON PLAN LAYOUT (I.E. HINGE LOCATION)	
EQ-206	PANEL READY UNDERCOUNTER FRIDGE DRAWERS COMFORT STATION 1 REFER TO AOR SPECIFICATIONS FOR MAUFACTURER, CUTSHEET, AND DETAILS	TBD Contact Default TBD Contact Default	CONTRACTOR IS RESPONSIBLE FOR VERIFYING CUT-OUT DIMENSIONS. CONTRACTOR IS RESPONSIBLE FOR INSTALLING EQUIPMENT PER MANUFACTURERS RECOMMENDED METHODS AND INSTRUCTIONS. OWNER/PURCHASING AGENT TO VERIFY SPECIFICATION PRIOR TO PURCHASING. CONTRACTOR IS RESPONSIBLE TO ORDER/ PURCHASE EQUIPMENT BASED ON PLAN LAYOUT (I.E. HINGE LOCATION)	
EQ-207	PANEL READY UNDERCOUNTER WARMING DRAWERS COMFORT STATION 1 REFER TO AOR SPECIFICATIONS FOR MAUFACTURER, CUTSHEET, AND DETAILS	TBD Contact Default TBD Contact Default	CONTRACTOR IS RESPONSIBLE FOR VERIFYING CUT-OUT DIMENSIONS. CONTRACTOR IS RESPONSIBLE FOR INSTALLING EQUIPMENT PER MANUFACTURERS RECOMMENDED METHODS AND INSTRUCTIONS. OWNER/PURCHASING AGENT TO VERIFY SPECIFICATION PRIOR TO PURCHASING. CONTRACTOR IS RESPONSIBLE TO ORDER/ PURCHASE EQUIPMENT BASED ON PLAN LAYOUT (I.E. HINGE LOCATION)	

CHAMPALIMAUD



Architectural Finishes Report

Project: Atlantic Fields Golf Programming Project Manual

Project #: 21028.05

Issue Date: SEP 29,2023

By Item Type

Control #	Description	Mfr / Vendor	Special Instructions	Image
EQ-301	60" CEILING FAN COMFORT STATION 2 Model #: MK-HK4-05 Model Name: HAIKU 60" - DAMP 2506 Description: INDOOR/OUTDOOR FAN Dimensions: 60"DIA x 20"H DOWNROD Color/Finish: CARAMEL WOOD GRAIN (F504) AND OIL RUBBED BRONZE (A471) Accessories: MAGNETIC WALL HOLDER BLUETOOTH REMOTE Notes: - REFER TO SPEC SHEET FOR ADDITIONAL INFORMATION -NO INCORPORATED LIGHTING Location: CEILING AT COMFORT STATION 2	Big Ass Fans 2348 Innovation Drive Lexington, KY 40511 USA P 2348 Innovation Drive Contact Default Big Ass Fans 2348 Innovation Drive Lexington, KY 40511 USA P 2348 Innovation Drive Contact Default	CONTRACTOR IS RESPONSIBLE FOR VERIFYING CUT-OUT DIMENSIONS. CONTRACTOR IS RESPONSIBLE FOR INSTALLING EQUIPMENT PER MANUFACTURERS RECOMMENDED METHODS AND INSTRUCTIONS. OWNER/PURCHASING AGENT TO VERIFY SPECIFICATION PRIOR TO PURCHASING. CONTRACTOR IS RESPONSIBLE TO ORDER/ PURCHASE EQUIPMENT BASED ON PLAN LAYOUT (I.E. HINGE LOCATION)	
EQ-302	PANEL READY UNDERCOUNTER ICE MACHINE COMFORT STATION 2 REFER TO AOR SPECIFICATIONS FOR MAUFACTURER, CUTSHEET, AND DETAILS	TBD Contact Default TBD Contact Default	CONTRACTOR IS RESPONSIBLE FOR VERIFYING CUT-OUT DIMENSIONS. CONTRACTOR IS RESPONSIBLE FOR INSTALLING EQUIPMENT PER MANUFACTURERS RECOMMENDED METHODS AND INSTRUCTIONS. OWNER/PURCHASING AGENT TO VERIFY SPECIFICATION PRIOR TO PURCHASING. CONTRACTOR IS RESPONSIBLE TO ORDER/ PURCHASE EQUIPMENT BASED ON PLAN LAYOUT (I.E. HINGE LOCATION)	
EQ-303	FULL HEIGHT REFRIGERATOR COMFORT STATION 2 REFER TO AOR SPECIFICATIONS FOR MAUFACTURER, CUTSHEET, AND DETAILS	TBD Contact Default TBD Contact Default	CONTRACTOR IS RESPONSIBLE FOR VERIFYING CUT-OUT DIMENSIONS. CONTRACTOR IS RESPONSIBLE FOR INSTALLING EQUIPMENT PER MANUFACTURERS RECOMMENDED METHODS AND INSTRUCTIONS. OWNER/PURCHASING AGENT TO VERIFY SPECIFICATION PRIOR TO PURCHASING. CONTRACTOR IS RESPONSIBLE TO ORDER/ PURCHASE EQUIPMENT BASED ON PLAN LAYOUT (I.E. HINGE LOCATION)	
EQ-304	HOT PLATE / COLD PLATE COMFORT STATION 2 REFER TO AOR SPECIFICATIONS FOR MAUFACTURER, CUTSHEET, AND DETAILS	TBD Contact Default TBD Contact Default	CONTRACTOR IS RESPONSIBLE FOR VERIFYING CUT-OUT DIMENSIONS. CONTRACTOR IS RESPONSIBLE FOR INSTALLING EQUIPMENT PER MANUFACTURERS RECOMMENDED METHODS AND INSTRUCTIONS. OWNER/PURCHASING AGENT TO VERIFY SPECIFICATION PRIOR TO PURCHASING. CONTRACTOR IS RESPONSIBLE TO ORDER/ PURCHASE EQUIPMENT BASED ON PLAN LAYOUT (I.E. HINGE LOCATION)	
EQ-305	PANEL READY UNDERCOUNTER FREEZER DRAWERS COMFORT STATION 2 REFER TO AOR SPECIFICATIONS FOR MAUFACTURER, CUTSHEET, AND DETAILS	TBD Contact Default TBD Contact Default	CONTRACTOR IS RESPONSIBLE FOR VERIFYING CUT-OUT DIMENSIONS. CONTRACTOR IS RESPONSIBLE FOR INSTALLING EQUIPMENT PER MANUFACTURERS RECOMMENDED METHODS AND INSTRUCTIONS. OWNER/PURCHASING AGENT TO VERIFY SPECIFICATION PRIOR TO PURCHASING. CONTRACTOR IS RESPONSIBLE TO ORDER/ PURCHASE EQUIPMENT BASED ON PLAN LAYOUT (I.E. HINGE LOCATION)	
EQ-306	PANEL READY UNDERCOUNTER FRIDGE DRAWERS COMFORT STATION 2 REFER TO AOR SPECIFICATIONS FOR MAUFACTURER, CUTSHEET, AND DETAILS	TBD Contact Default TBD Contact Default	CONTRACTOR IS RESPONSIBLE FOR VERIFYING CUT-OUT DIMENSIONS. CONTRACTOR IS RESPONSIBLE FOR INSTALLING EQUIPMENT PER MANUFACTURERS RECOMMENDED METHODS AND INSTRUCTIONS. OWNER/PURCHASING AGENT TO VERIFY SPECIFICATION PRIOR TO PURCHASING. CONTRACTOR IS RESPONSIBLE TO ORDER/ PURCHASE EQUIPMENT BASED ON PLAN LAYOUT (I.E. HINGE LOCATION)	
EQ-307	PANEL READY UNDERCOUNTER WARMING DRAWERS COMFORT STATION 2 REFER TO AOR SPECIFICATIONS FOR MAUFACTURER, CUTSHEET, AND DETAILS	TBD Contact Default TBD Contact Default	CONTRACTOR IS RESPONSIBLE FOR VERIFYING CUT-OUT DIMENSIONS. CONTRACTOR IS RESPONSIBLE FOR INSTALLING EQUIPMENT PER MANUFACTURERS RECOMMENDED METHODS AND INSTRUCTIONS. OWNER/PURCHASING AGENT TO VERIFY SPECIFICATION PRIOR TO PURCHASING. CONTRACTOR IS RESPONSIBLE TO ORDER/ PURCHASE EQUIPMENT BASED ON PLAN LAYOUT (I.E. HINGE LOCATION)	
EQ-501	84" CEILING FAN PERFORMANCE Model #: MK-HK4-07 Model Name: HAIKU 84" - DAMP 1906 Description: INDOOR/OUTDOOR FAN Dimensions: 84"DIA x 20"H DOWNROD Color/Finish: CARAMEL WOOD GRAIN (F504) AND OIL RUBBED BRONZE (A471) Accessories: MAGNETIC WALL HOLDER BLUETOOTH REMOTE Notes: - REFER TO SPEC SHEET FOR ADDITIONAL INFORMATION -NO INCORPORATED LIGHTING Location: CEILING AT PERFORMANCE	Big Ass Fans 2348 Innovation Drive Lexington, KY 40511 USA P 2348 Innovation Drive Contact Default Big Ass Fans 2348 Innovation Drive Lexington, KY 40511 USA P 2348 Innovation Drive Contact Default	CONTRACTOR IS RESPONSIBLE FOR VERIFYING CUT-OUT DIMENSIONS. CONTRACTOR IS RESPONSIBLE FOR INSTALLING EQUIPMENT PER MANUFACTURERS RECOMMENDED METHODS AND INSTRUCTIONS. OWNER/PURCHASING AGENT TO VERIFY SPECIFICATION PRIOR TO PURCHASING. CONTRACTOR IS RESPONSIBLE TO ORDER/ PURCHASE EQUIPMENT BASED ON PLAN LAYOUT (I.E. HINGE LOCATION)	

CHAMPALIMAUD


Architectural Finishes Report

Project: Atlantic Fields Golf Programming Project Manual

Project #: 21028.05

Issue Date: SEP 29,2023

By Item Type

Control #	Description	Mfr / Vendor	Special Instructions	Image
EQ-502	PANEL READY UNDERCOUNTER ICE MACHINE PERFORMANCE REFER TO AOR SPECIFICATIONS FOR MAUFACTURER, CUTSHEET, AND DETAILS	TBD Contact Default TBD Contact Default	CONTRACTOR IS RESPONSIBLE FOR VERIFYING CUT-OUT DIMENSIONS. CONTRACTOR IS RESPONSIBLE FOR INSTALLING EQUIPMENT PER MANUFACTURERS RECOMMENDED METHODS AND INSTRUCTIONS. OWNER/PURCHASING AGENT TO VERIFY SPECIFICATION PRIOR TO PURCHASING. CONTRACTOR IS RESPONSIBLE TO ORDER/ PURCHASE EQUIPMENT BASED ON PLAN LAYOUT (I.E. HINGE LOCATION)	
EQ-503	PANEL READY UNDERCOUNTER FRIDGE DRAWERS PERFORMANCE REFER TO AOR SPECIFICATIONS FOR MAUFACTURER, CUTSHEET, AND DETAILS	TBD Contact Default TBD Contact Default	CONTRACTOR IS RESPONSIBLE FOR VERIFYING CUT-OUT DIMENSIONS. CONTRACTOR IS RESPONSIBLE FOR INSTALLING EQUIPMENT PER MANUFACTURERS RECOMMENDED METHODS AND INSTRUCTIONS. OWNER/PURCHASING AGENT TO VERIFY SPECIFICATION PRIOR TO PURCHASING. CONTRACTOR IS RESPONSIBLE TO ORDER/ PURCHASE EQUIPMENT BASED ON PLAN LAYOUT (I.E. HINGE LOCATION)	
EQ-504	PANEL READY UNDERCOUNTER BEVERAGE FRIDGE PERFORMANCE REFER TO AOR SPECIFICATIONS FOR MAUFACTURER, CUTSHEET, AND DETAILS		CONTRACTOR IS RESPONSIBLE FOR VERIFYING CUT-OUT DIMENSIONS. CONTRACTOR IS RESPONSIBLE FOR INSTALLING EQUIPMENT PER MANUFACTURERS RECOMMENDED METHODS AND INSTRUCTIONS. OWNER/PURCHASING AGENT TO VERIFY SPECIFICATION PRIOR TO PURCHASING. CONTRACTOR IS RESPONSIBLE TO ORDER/ PURCHASE EQUIPMENT BASED ON PLAN LAYOUT (I.E. HINGE LOCATION)	
EQ-505	ELECTRONIC LOCK PERFORMANCE Item #: 45DP09 Mfr. Model: DAK1-APS1-619-01-2E Model Name: DIGILOCK ELECTRONIC KEYLESS LOCK Dimensions: 2.15"W x 3.8"H Color/Finish: BRUSHED NICKEL Notes: REFER TO SPEC SHEET FOR ADDITIONAL INFORMATION Location: LOCKERS AT PERFORMANCE	Grainger USA P 1-800-472-4643 Contact Default Grainger USA P 1-800-472-4643 Contact Default	CONTRACTOR IS RESPONSIBLE FOR VERIFYING CUT-OUT DIMENSIONS. CONTRACTOR IS RESPONSIBLE FOR INSTALLING EQUIPMENT PER MANUFACTURERS RECOMMENDED METHODS AND INSTRUCTIONS. OWNER/PURCHASING AGENT TO VERIFY SPECIFICATION PRIOR TO PURCHASING. CONTRACTOR IS RESPONSIBLE TO ORDER/ PURCHASE EQUIPMENT BASED ON PLAN LAYOUT (I.E. HINGE LOCATION)	

CHAMPALIMAUD







Architectural Finishes Report

Project: Atlantic Fields Golf Programming Project Manual

Project #: 21028.05

Issue Date: SEP 29,2023

By Item Type

Control #	Description	Mfr / Vendor	Special Instructions	Image
Glass				
G-101	CLEAR GLASS GOLF HOUSE Product: CLEAR GLASS Color / Finish: LOW IRON STARPHIRE GLASS Thickness: 3/16" Size / Dimensions: REFER TO ID DRAWING FOR DESIGN DETAILS AND DIMENSIONS Notes: SERVICE SATIONS AT GOLF HOUSE	TO BID Contact Default TO BID Contact Default	-ALL PLATE GLASS TO BE TEMPERED UNLESS OTHERWISE SPECIFIED. -ALL EDGES TO BE POLISHED. -THICKNESS / DIMENSIONS PER ID DRAWINGS. -MIRROR TO BE GRADE 'A' SILVERING. -CONTRACTOR TO PROVIDE EDGE TRIMS, SEALS & HARDWARE PER ID DRAWINGS & SPECIFICATIONS -MUST BE SUITABLE FOR COMMERCIAL USE -ALL MATERIALS TO BE SUITABLE FOR THE LOCAL CLIMATE AND FIT FOR INTENDED PURPOSE. -ALL MATERIALS TO COMPLY WITH OPERATOR BRAND STANDARDS AND DESIGN GUIDELINES.	
G-102	FROSTED ACRYLIC BAR AT GOLF HOUSE Product: FROSTED ACRYLIC Thickness: 3/16" Color / Finish: FROSTED ACRYLIC Size / Dimensions: REFER TO ID DRAWING FOR DESIGN DETAILS AND DIMENSIONS Location: BAR BOTTLE RISERS AT GOLF HOUSE	TO BID Contact Default TO BID Contact Default	-ALL PLATE GLASS TO BE TEMPERED UNLESS OTHERWISE SPECIFIED. -ALL EDGES TO BE POLISHED. -THICKNESS / DIMENSIONS PER ID DRAWINGS. -MIRROR TO BE GRADE 'A' SILVERING. -CONTRACTOR TO PROVIDE EDGE TRIMS, SEALS & HARDWARE PER ID DRAWINGS & SPECIFICATIONS -MUST BE SUITABLE FOR COMMERCIAL USE -ALL MATERIALS TO BE SUITABLE FOR THE LOCAL CLIMATE AND FIT FOR INTENDED PURPOSE. -ALL MATERIALS TO COMPLY WITH OPERATOR BRAND STANDARDS AND DESIGN GUIDELINES.	
G-201	CLEAR GLASS COMFORT STATION 1 Product: CLEAR GLASS Color / Finish: LOW IRON STARPHIRE GLASS Thickness: 3/16" Size / Dimensions: REFER TO ID DRAWING FOR DESIGN DETAILS AND DIMENSIONS Notes: THROUGHOUT COMFORT STATION 1	TO BID Contact Default TO BID Contact Default	-ALL PLATE GLASS TO BE TEMPERED UNLESS OTHERWISE SPECIFIED. -ALL EDGES TO BE POLISHED. -THICKNESS / DIMENSIONS PER ID DRAWINGS. -MIRROR TO BE GRADE 'A' SILVERING. -CONTRACTOR TO PROVIDE EDGE TRIMS, SEALS & HARDWARE PER ID DRAWINGS & SPECIFICATIONS -MUST BE SUITABLE FOR COMMERCIAL USE -ALL MATERIALS TO BE SUITABLE FOR THE LOCAL CLIMATE AND FIT FOR INTENDED PURPOSE. -ALL MATERIALS TO COMPLY WITH OPERATOR BRAND STANDARDS AND DESIGN GUIDELINES.	
G-301	CLEAR GLASS COMFORT STATION 2 Product: CLEAR GLASS Color / Finish: LOW IRON STARPHIRE GLASS Thickness: 3/16" Size / Dimensions: REFER TO ID DRAWING FOR DESIGN DETAILS AND DIMENSIONS Notes: THROUGHOUT COMFORT STATION 2	TO BID Contact Default TO BID Contact Default	-ALL PLATE GLASS TO BE TEMPERED UNLESS OTHERWISE SPECIFIED. -ALL EDGES TO BE POLISHED. -THICKNESS / DIMENSIONS PER ID DRAWINGS. -MIRROR TO BE GRADE 'A' SILVERING. -CONTRACTOR TO PROVIDE EDGE TRIMS, SEALS & HARDWARE PER ID DRAWINGS & SPECIFICATIONS -MUST BE SUITABLE FOR COMMERCIAL USE -ALL MATERIALS TO BE SUITABLE FOR THE LOCAL CLIMATE AND FIT FOR INTENDED PURPOSE. -ALL MATERIALS TO COMPLY WITH OPERATOR BRAND STANDARDS AND DESIGN GUIDELINES.	
G-501	CLEAR GLASS PERFORMANCE Product: CLEAR GLASS Thickness: 3/16" Color / Finish: LOW IRON STARPHIRE GLASS Size / Dimensions: REFER TO ID DRAWING FOR DESIGN DETAILS AND DIMENSIONS Notes: SERVICE STATIONS AT PERFORMANCE	TO BID Contact Default TO BID Contact Default	-ALL PLATE GLASS TO BE TEMPERED UNLESS OTHERWISE SPECIFIED. -ALL EDGES TO BE POLISHED. -THICKNESS / DIMENSIONS PER ID DRAWINGS. -MIRROR TO BE GRADE 'A' SILVERING. -CONTRACTOR TO PROVIDE EDGE TRIMS, SEALS & HARDWARE PER ID DRAWINGS & SPECIFICATIONS -MUST BE SUITABLE FOR COMMERCIAL USE -ALL MATERIALS TO BE SUITABLE FOR THE LOCAL CLIMATE AND FIT FOR INTENDED PURPOSE. -ALL MATERIALS TO COMPLY WITH OPERATOR BRAND STANDARDS AND DESIGN GUIDELINES.	
G-502	FROSTED GLASS PERFORMANCE Product: FROSTED TEMPERED GLASS Color / Finish: FROSTED LOW IRON STARPHIRE GLASS Thickness: 3/16" Size / Dimensions: REFER TO ID DRAWING FOR DESIGN DETAILS AND DIMENSIONS Notes: SHOWER DOORS AT PERFORMANCE	TO BID Contact Default TO BID Contact Default	-ALL PLATE GLASS TO BE TEMPERED UNLESS OTHERWISE SPECIFIED. -ALL EDGES TO BE POLISHED. -THICKNESS / DIMENSIONS PER ID DRAWINGS. -MIRROR TO BE GRADE 'A' SILVERING. -CONTRACTOR TO PROVIDE EDGE TRIMS, SEALS & HARDWARE PER ID DRAWINGS & SPECIFICATIONS -MUST BE SUITABLE FOR COMMERCIAL USE -ALL MATERIALS TO BE SUITABLE FOR THE LOCAL CLIMATE AND FIT FOR INTENDED PURPOSE. -ALL MATERIALS TO COMPLY WITH OPERATOR BRAND STANDARDS AND DESIGN GUIDELINES.	

CHAMPALIMAUD







Architectural Finishes Report

Project: Atlantic Fields Golf Programming Project Manual

Project #: 21028.05

Issue Date: SEP 29,2023

By Item Type

Control #	Description	Mfr / Vendor	Special Instructions	Image
Metal Finish				
MT-101	OIL RUBBED BRONZE GOLF HOUSE Product: OIL RUBBED BRONZE - TO MATCH ID SAMPLE Size / Dimension: PER ID DRAWINGS Location: THROUGHOUT GOLF HOUSE	TO BID Contact Default TO BID Contact Default	- ALL METAL COMPONENTS TO BE CLEAN, SMOOTH, AND FREE OF WELD MARKS. - CONTRACTOR TO SUBMIT SAMPLES FOR ID APPROVAL - MUST BE SUITABLE FOR COMMERCIAL USE - ALL METAL JOINTS TO BE COMPLETELY WELDED, SANDED SMOOTH AND FINISHED EVENLY FOR INVISIBLE WELD. NO SHARP EDGES AND CORNERS -ALL MATERIALS TO COMPLY WITH OPERATOR BRAND STANDARDS AND DESIGN GUIDELINES. -ALL MATERIALS TO BE RESIST UV COLOR CHANGE -ALL MATERIALS TO BE SUITABLE FOR THE LOCAL CLIMATE AND FIT FOR INTENDED PURPOSE.	
MT-201	OIL RUBBED BRONZE COMFORT STATION 1 Product: OIL RUBBED BRONZE - TO MATCH ID SAMPLE Size / Dimension: PER ID DRAWINGS Location: THROUGHOUT COMFORT STATION 1	TO BID Contact Default TO BID Contact Default	- ALL METAL COMPONENTS TO BE CLEAN, SMOOTH, AND FREE OF WELD MARKS. - CONTRACTOR TO SUBMIT SAMPLES FOR ID APPROVAL - MUST BE SUITABLE FOR COMMERCIAL USE - ALL METAL JOINTS TO BE COMPLETELY WELDED, SANDED SMOOTH AND FINISHED EVENLY FOR INVISIBLE WELD. NO SHARP EDGES AND CORNERS -ALL MATERIALS TO COMPLY WITH OPERATOR BRAND STANDARDS AND DESIGN GUIDELINES. -ALL MATERIALS TO BE RESIST UV COLOR CHANGE -ALL MATERIALS TO BE SUITABLE FOR THE LOCAL CLIMATE AND FIT FOR INTENDED PURPOSE.	
MT-301	OIL RUBBED BRONZE COMFORT STATION 2 Product: OIL RUBBED BRONZE - TO MATCH ID SAMPLE Size / Dimension: PER ID DRAWINGS Location: RESTROOM TILE EDGING AT COMFORT STATION 2	TO BID Contact Default TO BID Contact Default	- ALL METAL COMPONENTS TO BE CLEAN, SMOOTH, AND FREE OF WELD MARKS. - CONTRACTOR TO SUBMIT SAMPLES FOR ID APPROVAL - MUST BE SUITABLE FOR COMMERCIAL USE - ALL METAL JOINTS TO BE COMPLETELY WELDED, SANDED SMOOTH AND FINISHED EVENLY FOR INVISIBLE WELD. NO SHARP EDGES AND CORNERS -ALL MATERIALS TO COMPLY WITH OPERATOR BRAND STANDARDS AND DESIGN GUIDELINES. -ALL MATERIALS TO BE RESIST UV COLOR CHANGE -ALL MATERIALS TO BE SUITABLE FOR THE LOCAL CLIMATE AND FIT FOR INTENDED PURPOSE.	
MT-302	STAINLESS STEEL COMFORT STATION 2 Product: STAINLESS STEEL - TO MATCH ID SAMPLE Size / Dimension: PER ID DRAWINGS Location: FLOORING AT COMFORT STATION 2	TO BID Contact Default TO BID Contact Default	- ALL METAL COMPONENTS TO BE CLEAN, SMOOTH, AND FREE OF WELD MARKS. - CONTRACTOR TO SUBMIT SAMPLES FOR ID APPROVAL - MUST BE SUITABLE FOR COMMERCIAL USE - ALL METAL JOINTS TO BE COMPLETELY WELDED, SANDED SMOOTH AND FINISHED EVENLY FOR INVISIBLE WELD. NO SHARP EDGES AND CORNERS -ALL MATERIALS TO COMPLY WITH OPERATOR BRAND STANDARDS AND DESIGN GUIDELINES. -ALL MATERIALS TO BE RESIST UV COLOR CHANGE -ALL MATERIALS TO BE SUITABLE FOR THE LOCAL CLIMATE AND FIT FOR INTENDED PURPOSE.	
MT-501	BLACKENED METAL PERFORMANCE Product: MATTE BLACKENED METAL - TO MATCH ID SAMPLE Size / Dimension: PER ID DRAWINGS Notes: THROUGHOUT PERFORMANCE	TO BID Contact Default TO BID Contact Default	- ALL METAL COMPONENTS TO BE CLEAN, SMOOTH, AND FREE OF WELD MARKS. - CONTRACTOR TO SUBMIT SAMPLES FOR ID APPROVAL - MUST BE SUITABLE FOR COMMERCIAL USE - ALL METAL JOINTS TO BE COMPLETELY WELDED, SANDED SMOOTH AND FINISHED EVENLY FOR INVISIBLE WELD. NO SHARP EDGES AND CORNERS -ALL MATERIALS TO COMPLY WITH OPERATOR BRAND STANDARDS AND DESIGN GUIDELINES. -ALL MATERIALS TO BE RESIST UV COLOR CHANGE -ALL MATERIALS TO BE SUITABLE FOR THE LOCAL CLIMATE AND FIT FOR INTENDED PURPOSE.	
MT-502	STAINLESS STEEL PERFORMANCE Product: STAINLESS STEEL - TO MATCH ID SAMPLE Size / Dimension: PER ID DRAWINGS Location: RESTROOM AT PERFORMANCE	TO BID Contact Default TO BID Contact Default	- ALL METAL COMPONENTS TO BE CLEAN, SMOOTH, AND FREE OF WELD MARKS. - CONTRACTOR TO SUBMIT SAMPLES FOR ID APPROVAL - MUST BE SUITABLE FOR COMMERCIAL USE - ALL METAL JOINTS TO BE COMPLETELY WELDED, SANDED SMOOTH AND FINISHED EVENLY FOR INVISIBLE WELD. NO SHARP EDGES AND CORNERS -ALL MATERIALS TO COMPLY WITH OPERATOR BRAND STANDARDS AND DESIGN GUIDELINES. -ALL MATERIALS TO BE RESIST UV COLOR CHANGE -ALL MATERIALS TO BE SUITABLE FOR THE LOCAL CLIMATE AND FIT FOR INTENDED PURPOSE.	
Paint				

CHAMPALIMAUD

Architectural Finishes Report

Project: Atlantic Fields Golf Programming Project Manual

Project #: 21028.05

Issue Date: SEP 29,2023

By Item Type

Control #	Description	Mfr / Vendor	Special Instructions	Image
PT-101	<p>WHITE CEILING RESTROOM AT GOLF HOUSE</p> <p>Product: SIMPLY WHITE OC-117</p> <p>Color / Finish: EGGSHELL ON WALLS</p> <p>SEMI GLOSS ON BASE BOARD & SHOWER CEILING</p> <p>SATIN ON MILLWORK</p> <p>Location: SEMI GLOSS ON BASE BOARD & SHOWER CEILING</p>	<p>Benjamin Moore USA Contact Rainy Lawrence P (212) 684-2001 C (212) 684-2115 rainy.lawrence@benjaminmoore.com</p> <p>Benjamin Moore Contact Rainy Lawrence P (212) 684-2001 C (212) 684-2115 rainy.lawrence@benjaminmoore.com</p>	<p>-CEILINGS TO BE PAINTED IN A FLAT FINISH.</p> <p>-WALLS TO BE PAINTED IN AN EGG SHELL FINISH.</p> <p>-TRIM AND DOOR CASINGS TO BE PAINTED IN A SEMI GLOSS FINISH.</p> <p>-BATHROOM PAINT TO BE APPROPRIATE FOR WET ENVIRONMENTS AND TO HAVE ANTI-STAINING AND ANTIMICROBIAL.</p> <p>-MILLWORK: TO BE ON PAINT GRADE WOOD - SEMI-GLOSS LEVEL 5 - NON-YELLOWING POLYURETHANE TOP COAT.</p> <p>-MUST BE SUITABLE FOR COMMERCIAL USE</p> <p>-CONTRACTOR TO SUBMIT THREE BRUSH OUT SAMPLES ON SUBSTATE TO INTERIOR DESIGNER FOR APPROVAL</p> <p>-SEE DRAWINGS FOR LOCATIONS</p> <p>-ALL MATERIALS TO BE SUITABLE FOR THE LOCAL CLIMATE AND FIT FOR INTENDED PURPOSE.</p> <p>-ALL MATERIALS TO BE RESIST UV COLOR CHANGE</p> <p>-ALL MATERIAL TO COMPLY WITH LOCAL FLS CODES FOR COMBUSTIBILITY, SPREAD OF FLAME, ETC.</p> <p>-ALL MATERIALS TO COMPLY WITH OPERATOR BRAND STANDARDS AND DESIGN GUIDELINES.</p>	
PT-201	<p>WHITE CEILING RESTROOM AT COMFORT STATION 1</p> <p>Product: SIMPLY WHITE OC-117</p> <p>Color / Finish: EGGSHELL ON WALLS</p> <p>SEMI GLOSS ON BASE BOARD & SHOWER CEILING</p> <p>SATIN ON MILLWORK</p> <p>Location: CEILING IN RESTROOM AT COMFORT STATION 1</p>	<p>Benjamin Moore USA Contact Rainy Lawrence P (212) 684-2001 C (212) 684-2115 rainy.lawrence@benjaminmoore.com</p> <p>Benjamin Moore Contact Rainy Lawrence P (212) 684-2001 C (212) 684-2115 rainy.lawrence@benjaminmoore.com</p>	<p>-CEILINGS TO BE PAINTED IN A FLAT FINISH.</p> <p>-WALLS TO BE PAINTED IN AN EGG SHELL FINISH.</p> <p>-TRIM AND DOOR CASINGS TO BE PAINTED IN A SEMI GLOSS FINISH.</p> <p>-BATHROOM PAINT TO BE APPROPRIATE FOR WET ENVIRONMENTS AND TO HAVE ANTI-STAINING AND ANTIMICROBIAL.</p> <p>-MILLWORK: TO BE ON PAINT GRADE WOOD - SEMI-GLOSS LEVEL 5 - NON-YELLOWING POLYURETHANE TOP COAT.</p> <p>-MUST BE SUITABLE FOR COMMERCIAL USE</p> <p>-CONTRACTOR TO SUBMIT THREE BRUSH OUT SAMPLES ON SUBSTATE TO INTERIOR DESIGNER FOR APPROVAL</p> <p>-SEE DRAWINGS FOR LOCATIONS</p> <p>-ALL MATERIALS TO BE SUITABLE FOR THE LOCAL CLIMATE AND FIT FOR INTENDED PURPOSE.</p> <p>-ALL MATERIALS TO BE RESIST UV COLOR CHANGE</p> <p>-ALL MATERIAL TO COMPLY WITH LOCAL FLS CODES FOR COMBUSTIBILITY, SPREAD OF FLAME, ETC.</p> <p>-ALL MATERIALS TO COMPLY WITH OPERATOR BRAND STANDARDS AND DESIGN GUIDELINES.</p>	
PT-202	<p>GREEN BASE TRIM COMFORT STATION 1</p> <p>Product: FRASER FIR 503</p> <p>Color / Finish: EGGSHELL ON WALLS</p> <p>SEMI GLOSS ON BASE BOARD & SHOWER CEILING</p> <p>SATIN ON MILLWORK</p> <p>Location: PAINT AT BASE TRIM IN COMFORT STATION 1</p>	<p>Benjamin Moore USA Contact Rainy Lawrence P (212) 684-2001 C (212) 684-2115 rainy.lawrence@benjaminmoore.com</p> <p>Benjamin Moore Contact Rainy Lawrence P (212) 684-2001 C (212) 684-2115 rainy.lawrence@benjaminmoore.com</p>	<p>-CEILINGS TO BE PAINTED IN A FLAT FINISH.</p> <p>-WALLS TO BE PAINTED IN AN EGG SHELL FINISH.</p> <p>-TRIM AND DOOR CASINGS TO BE PAINTED IN A SEMI GLOSS FINISH.</p> <p>-BATHROOM PAINT TO BE APPROPRIATE FOR WET ENVIRONMENTS AND TO HAVE ANTI-STAINING AND ANTIMICROBIAL.</p> <p>-MILLWORK: TO BE ON PAINT GRADE WOOD - SEMI-GLOSS LEVEL 5 - NON-YELLOWING POLYURETHANE TOP COAT.</p> <p>-MUST BE SUITABLE FOR COMMERCIAL USE</p> <p>-CONTRACTOR TO SUBMIT THREE BRUSH OUT SAMPLES ON SUBSTATE TO INTERIOR DESIGNER FOR APPROVAL</p> <p>-SEE DRAWINGS FOR LOCATIONS</p> <p>-ALL MATERIALS TO BE SUITABLE FOR THE LOCAL CLIMATE AND FIT FOR INTENDED PURPOSE.</p> <p>-ALL MATERIALS TO BE RESIST UV COLOR CHANGE</p> <p>-ALL MATERIAL TO COMPLY WITH LOCAL FLS CODES FOR COMBUSTIBILITY, SPREAD OF FLAME, ETC.</p> <p>-ALL MATERIALS TO COMPLY WITH OPERATOR BRAND STANDARDS AND DESIGN GUIDELINES.</p>	
PT-301	<p>WHITE CEILING RESTROOM AT COMFORT STATION 2</p> <p>Product: SIMPLY WHITE OC-117</p> <p>Color / Finish: EGGSHELL ON WALLS</p> <p>SEMI GLOSS ON BASE BOARD & SHOWER CEILING</p> <p>SATIN ON MILLWORK</p> <p>Location: CEILING IN RESTROOM AT COMFORT STATION 2</p>	<p>Benjamin Moore USA Contact Rainy Lawrence P (212) 684-2001 C (212) 684-2115 rainy.lawrence@benjaminmoore.com</p> <p>Benjamin Moore Contact Rainy Lawrence P (212) 684-2001 C (212) 684-2115 rainy.lawrence@benjaminmoore.com</p>	<p>-CEILINGS TO BE PAINTED IN A FLAT FINISH.</p> <p>-WALLS TO BE PAINTED IN AN EGG SHELL FINISH.</p> <p>-TRIM AND DOOR CASINGS TO BE PAINTED IN A SEMI GLOSS FINISH.</p> <p>-BATHROOM PAINT TO BE APPROPRIATE FOR WET ENVIRONMENTS AND TO HAVE ANTI-STAINING AND ANTIMICROBIAL.</p> <p>-MILLWORK: TO BE ON PAINT GRADE WOOD - SEMI-GLOSS LEVEL 5 - NON-YELLOWING POLYURETHANE TOP COAT.</p> <p>-MUST BE SUITABLE FOR COMMERCIAL USE</p> <p>-CONTRACTOR TO SUBMIT THREE BRUSH OUT SAMPLES ON SUBSTATE TO INTERIOR DESIGNER FOR APPROVAL</p> <p>-SEE DRAWINGS FOR LOCATIONS</p> <p>-ALL MATERIALS TO BE SUITABLE FOR THE LOCAL CLIMATE AND FIT FOR INTENDED PURPOSE.</p> <p>-ALL MATERIALS TO BE RESIST UV COLOR CHANGE</p> <p>-ALL MATERIAL TO COMPLY WITH LOCAL FLS CODES FOR COMBUSTIBILITY, SPREAD OF FLAME, ETC.</p> <p>-ALL MATERIALS TO COMPLY WITH OPERATOR BRAND STANDARDS AND DESIGN GUIDELINES.</p>	

CHAMPALIMAUD






Architectural Finishes Report

Project: Atlantic Fields Golf Programming Project Manual

Project #: 21028.05

Issue Date: SEP 29,2023

By Item Type

Control #	Description	Mfr / Vendor	Special Instructions	Image
PT-501	<p>WHITE CEILING PERFORMANCE Product: SIMPLY WHITE OC-117 Color / Finish: EGGSHELL ON WALLS SEMI GLOSS ON BASE BOARD & SHOWER CEILING</p> <p>SATIN ON MILLWORK Location: CEILING IN RESTROOM AT COMFORT STATION 2</p>	<p>Benjamin Moore USA Contact Rainy Lawrence P (212) 684-2001 C (212) 684-2115 rainy.lawrence@benjaminmoore.com</p> <p>Benjamin Moore Contact Rainy Lawrence P (212) 684-2001 C (212) 684-2115 rainy.lawrence@benjaminmoore.com</p>	<p>-CEILINGS TO BE PAINTED IN A FLAT FINISH. -WALLS TO BE PAINTED IN AN EGG SHELL FINISH. -TRIM AND DOOR CASINGS TO BE PAINTED IN A SEMI GLOSS FINISH. -BATHROOM PAINT TO BE APPROPRIATE FOR WET ENVIRONMENTS AND TO HAVE ANTI-STAINING AND ANTIMICROBIAL. -MILLWORK: TO BE ON PAINT GRADE WOOD - SEMI-GLOSS LEVEL 5 - NON-YELLOWING POLYURETHANE TOP COAT. -MUST BE SUITABLE FOR COMMERCIAL USE -CONTRACTOR TO SUBMIT THREE BRUSH OUT SAMPLES ON SUBSTATE TO INTERIOR DESIGNER FOR APPROVAL -SEE DRAWINGS FOR LOCATIONS -ALL MATERIALS TO BE SUITABLE FOR THE LOCAL CLIMATE AND FIT FOR INTENDED PURPOSE. -ALL MATERIALS TO BE RESIST UV COLOR CHANGE -ALL MATERIAL TO COMPLY WITH LOCAL FLS CODES FOR COMBUSTIBILITY, SPREAD OF FLAME, ETC. -ALL MATERIALS TO COMPLY WITH OPERATOR BRAND STANDARDS AND DESIGN GUIDELINES.</p>	
PT-502	<p>GREEN MILLWORK PAINT PERFORMANCE Product: FRASER FIR 503 Color / Finish: EGG SHELL ON WALLS SEMI GLOSS ON BASE BOARD & SHOWER CEILING</p> <p>SATIN ON MILLWORK Location: MILLWORK PAINT AT PERFORMANCE</p>	<p>Benjamin Moore USA Contact Rainy Lawrence P (212) 684-2001 C (212) 684-2115 rainy.lawrence@benjaminmoore.com</p> <p>Benjamin Moore Contact Rainy Lawrence P (212) 684-2001 C (212) 684-2115 rainy.lawrence@benjaminmoore.com</p>	<p>-CEILINGS TO BE PAINTED IN A FLAT FINISH. -WALLS TO BE PAINTED IN AN EGG SHELL FINISH. -TRIM AND DOOR CASINGS TO BE PAINTED IN A SEMI GLOSS FINISH. -BATHROOM PAINT TO BE APPROPRIATE FOR WET ENVIRONMENTS AND TO HAVE ANTI-STAINING AND ANTIMICROBIAL. -MILLWORK: TO BE ON PAINT GRADE WOOD - SEMI-GLOSS LEVEL 5 - NON-YELLOWING POLYURETHANE TOP COAT. -MUST BE SUITABLE FOR COMMERCIAL USE -CONTRACTOR TO SUBMIT THREE BRUSH OUT SAMPLES ON SUBSTATE TO INTERIOR DESIGNER FOR APPROVAL -SEE DRAWINGS FOR LOCATIONS -ALL MATERIALS TO BE SUITABLE FOR THE LOCAL CLIMATE AND FIT FOR INTENDED PURPOSE. -ALL MATERIALS TO BE RESIST UV COLOR CHANGE -ALL MATERIAL TO COMPLY WITH LOCAL FLS CODES FOR COMBUSTIBILITY, SPREAD OF FLAME, ETC. -ALL MATERIALS TO COMPLY WITH OPERATOR BRAND STANDARDS AND DESIGN GUIDELINES.</p>	
Plumbing				
P-101	<p>RESTROOM SINK BASIN GOLF HOUSE Product: VERTICYL 17" RECTANGULAR UNDERMOUNT BATHROOM SINK Model # K-8189 Color / Finish: 0 - WHITE Size / Dimensions: 17 1/8"W x 13 3/8"L x 7 3/16"D Notes: REFER TO SPEC SHEET FOR ADDITIONAL INFORMATION</p>	<p>Kohler USA Contact Lara Garahan P 347-387-3761 lara.garahan@kohler.com</p> <p>Kohler USA Contact Lara Garahan P 347-387-3761 lara.garahan@kohler.com</p>	<p>-PROVIDE ALL CUT SHEETS FOR APPROVAL -MANUFACTURER TO PROVIDE FLOW RESTRICTORS OR AERATOR AS NECESSARY TO MEET CODES -GC TO CONFIRM AND PROVIDE ALL NECESSARY COMPONENTS -ALL EXPOSED PLUMBING FITTINGS & CONNECTIONS TO MATCH TRIM FINISH</p>	
P-102	<p>RESTROOM FAUCET GOLF HOUSE Product: BOND SOLO SERIES GOOSENECK LAVATORY FAUCET WITH STRAIGHT LEVER HANDLES Model # 07-92577-64422 Color / Finish: DARK BRASS Size / Dimensions: PER SPEC SHEET Notes: REFER TO SPEC SHEET FOR ADDITIONAL INFORMATION</p>	<p>Waterworks 215 E 58th St Suite 4C New York, NY 10022 USA Contact Allie Purcell P (212) 254-6025 apurcell@waterworks.com</p> <p>Waterworks 215 E 58th St Suite 4C New York, NY 10022 USA Contact Allie Purcell P 2122546025 apurcell@waterworks.com</p>	<p>-PROVIDE ALL CUT SHEETS FOR APPROVAL -MANUFACTURER TO PROVIDE FLOW RESTRICTORS OR AERATOR AS NECESSARY TO MEET CODES -GC TO CONFIRM AND PROVIDE ALL NECESSARY COMPONENTS -ALL EXPOSED PLUMBING FITTINGS & CONNECTIONS TO MATCH TRIM FINISH</p>	
P-103	<p>TOILET GOLF HOUSE Product: REACH ONE-PIECE COMPACT ELONGATED TOILET WITH SKIRTED TRAPWAY Model # K-78080 Color / Finish: 0 - WHITE Size / Dimensions: 13 5/8" W x 28 5/8" D x 29" H Notes: REFER TO SPEC SHEET FOR ADDITIONAL INFORMATION</p>	<p>Kohler USA Contact Lara Garahan P 347-387-3761 lara.garahan@kohler.com</p> <p>Kohler USA Contact Lara Garahan P 347-387-3761 lara.garahan@kohler.com</p>	<p>-PROVIDE ALL CUT SHEETS FOR APPROVAL -MANUFACTURER TO PROVIDE FLOW RESTRICTORS OR AERATOR AS NECESSARY TO MEET CODES -GC TO CONFIRM AND PROVIDE ALL NECESSARY COMPONENTS -ALL EXPOSED PLUMBING FITTINGS & CONNECTIONS TO MATCH TRIM FINISH</p>	

CHAMPALIMAUD







Architectural Finishes Report

Project: Atlantic Fields Golf Programming Project Manual

Project #: 21028.05

Issue Date: SEP 29,2023

By Item Type

Control #	Description	Mfr / Vendor	Special Instructions	Image
P-201	RESTROOM SINK BASIN COMFORT STATION 1 Product: VERTICYL 17" RECTANGULAR UNDERMOUNT BATHROOM SINK Model # K-8189 Color / Finish: 0 - WHITE Size / Dimensions: 17 1/8"W x 13 3/8"L x 7 3/16"D Notes: REFER TO SPEC SHEET FOR ADDITIONAL INFORMATION	Kohler USA Contact Lara Garahan P 347-387-3761 lara.garahan@kohler.com Kohler USA Contact Lara Garahan P 347-387-3761 lara.garahan@kohler.com	-PROVIDE ALL CUT SHEETS FOR APPROVAL -MANUFACTURER TO PROVIDE FLOW RESTRICTORS OR AERATOR AS NECESSARY TO MEET CODES -GC TO CONFIRM AND PROVIDE ALL NECESSARY COMPONENTS -ALL EXPOSED PLUMBING FITTINGS & CONNECTIONS TO MATCH TRIM FINISH	
P-202	RESTROOM FAUCET COMFORT STATION 1 Product: BOND SOLO SERIES GOOSENECK LAVATORY FAUCET WITH STRAIGHT LEVER HANDLES Model # 07-92577-64422 Color / Finish: DARK BRASS Size / Dimensions: PER SPEC SHEET Notes: REFER TO SPEC SHEET FOR ADDITIONAL INFORMATION	Waterworks 215 E 58th St Suite 4C New York, NY 10022 USA Contact Allie Purcell P (212) 254-6025 apurcell@waterworks.com Waterworks 215 E 58th St Suite 4C New York, NY 10022 USA Contact Allie Purcell P 2122546025 apurcell@waterworks.com	-PROVIDE ALL CUT SHEETS FOR APPROVAL -MANUFACTURER TO PROVIDE FLOW RESTRICTORS OR AERATOR AS NECESSARY TO MEET CODES -GC TO CONFIRM AND PROVIDE ALL NECESSARY COMPONENTS -ALL EXPOSED PLUMBING FITTINGS & CONNECTIONS TO MATCH TRIM FINISH	
P-203	TOILET COMFORT STATION 1 Product: REACH ONE-PIECE COMPACT ELONGATED TOILET WITH SKIRTED TRAPWAY Model # K-78080 Color / Finish: 0 - WHITE Size / Dimensions: 13 5/8" W x 28 5/8" D x 29" H Notes: REFER TO SPEC SHEET FOR ADDITIONAL INFORMATION	Kohler USA Contact Lara Garahan P 347-387-3761 lara.garahan@kohler.com Kohler USA Contact Lara Garahan P 347-387-3761 lara.garahan@kohler.com	-PROVIDE ALL CUT SHEETS FOR APPROVAL -MANUFACTURER TO PROVIDE FLOW RESTRICTORS OR AERATOR AS NECESSARY TO MEET CODES -GC TO CONFIRM AND PROVIDE ALL NECESSARY COMPONENTS -ALL EXPOSED PLUMBING FITTINGS & CONNECTIONS TO MATCH TRIM FINISH	
P-204	URINAL COMFORT STATION 1 Product: BRANHAM FULL STALL URINAL Model # K-25039-R Color / Finish: WHITE Size / Dimensions: 18-1/2"W X 16-5/16"D X 38-7/8"H Notes: REFER TO SPEC SHEET FOR ADDITIONAL INFORMATION	Kohler USA Contact Lara Garahan P 347-387-3761 lara.garahan@kohler.com Kohler USA Contact Lara Garahan P 347-387-3761 lara.garahan@kohler.com	-PROVIDE ALL CUT SHEETS FOR APPROVAL -MANUFACTURER TO PROVIDE FLOW RESTRICTORS OR AERATOR AS NECESSARY TO MEET CODES -GC TO CONFIRM AND PROVIDE ALL NECESSARY COMPONENTS -ALL EXPOSED PLUMBING FITTINGS & CONNECTIONS TO MATCH TRIM FINISH	
P-205	KITCHEN SINK BASIN COMFORT STATION 1 Product: DIAMOND SUPER SINGLE SINK BASIN Model # 441767 Color / Finish: WHITE Size / Dimensions: 33.5"W x 18.5"L x 9"D Notes: REFER TO SPEC SHEET FOR ADDITIONAL INFORMATION	Blanco 110 Mount Holly By-Pass Lumberton, NJ 08048 USA Contact customer service P 1-800-451-5782 Blanco 110 Mount Holly By-Pass Lumberton, NJ 08048 USA Contact customer service P 1-800-451-5782	-PROVIDE ALL CUT SHEETS FOR APPROVAL -MANUFACTURER TO PROVIDE FLOW RESTRICTORS OR AERATOR AS NECESSARY TO MEET CODES -GC TO CONFIRM AND PROVIDE ALL NECESSARY COMPONENTS -ALL EXPOSED PLUMBING FITTINGS & CONNECTIONS TO MATCH TRIM FINISH	
P-206	KITCHEN FAUCET COMFORT STATION 1 Product: BOND SOLO SERIES GOOSENECK KITCHEN FAUCET AND SPRAY WITH STRAIGHT LEVER HANDLES Model # 07-36009-51842 Color / Finish: DARK BRASS Size / Dimensions: PER SPEC SHEET Notes: REFER TO SPEC SHEET FOR ADDITIONAL INFORMATION	Waterworks 215 E 58th St Suite 4C New York, NY 10022 USA Contact Allie Purcell P (212) 254-6025 apurcell@waterworks.com Waterworks 215 E 58th St Suite 4C New York, NY 10022 USA Contact Allie Purcell P 2122546025 apurcell@waterworks.com	-PROVIDE ALL CUT SHEETS FOR APPROVAL -MANUFACTURER TO PROVIDE FLOW RESTRICTORS OR AERATOR AS NECESSARY TO MEET CODES -GC TO CONFIRM AND PROVIDE ALL NECESSARY COMPONENTS -ALL EXPOSED PLUMBING FITTINGS & CONNECTIONS TO MATCH TRIM FINISH	
P-301	RESTROOM SINK BASIN COMFORT STATION 2 Product: VERTICYL 17" RECTANGULAR UNDERMOUNT BATHROOM SINK Model # K-8189 Color / Finish: 0 - WHITE Size / Dimensions: 17 1/8"W x 13 3/8"L x 7 3/16"D Notes: REFER TO SPEC SHEET FOR ADDITIONAL INFORMATION	Kohler USA Contact Lara Garahan P 347-387-3761 lara.garahan@kohler.com Kohler USA Contact Lara Garahan P 347-387-3761 lara.garahan@kohler.com	-PROVIDE ALL CUT SHEETS FOR APPROVAL -MANUFACTURER TO PROVIDE FLOW RESTRICTORS OR AERATOR AS NECESSARY TO MEET CODES -GC TO CONFIRM AND PROVIDE ALL NECESSARY COMPONENTS -ALL EXPOSED PLUMBING FITTINGS & CONNECTIONS TO MATCH TRIM FINISH	

CHAMPALIMAUD








Architectural Finishes Report

Project: Atlantic Fields Golf Programming Project Manual

Project #: 21028.05

Issue Date: SEP 29,2023

By Item Type

Control #	Description	Mfr / Vendor	Special Instructions	Image
P-302	RESTROOM FAUCET COMFORT STATION 2 Product: BOND SOLO SERIES GOOSENECK LAVATORY FAUCET WITH STRAIGHT LEVER HANDLES Model # 07-92577-64422 Color / Finish: DARK BRASS Size / Dimensions: PER SPEC SHEET Notes: REFER TO SPEC SHEET FOR ADDITIONAL INFORMATION	Waterworks 215 E 58th St Suite 4C New York, NY 10022 USA Contact Liz O'Connor P 212-254-0231 x1 C 917-364-2712 loconnor@waterworks.com Waterworks 215 E 58th St Suite 4C New York, NY 10022 USA Contact Allie Purcell P 2122546025 apurcell@waterworks.com	-PROVIDE ALL CUT SHEETS FOR APPROVAL -MANUFACTURER TO PROVIDE FLOW RESTRICTORS OR AERATOR AS NECESSARY TO MEET CODES -GC TO CONFIRM AND PROVIDE ALL NECESSARY COMPONENTS -ALL EXPOSED PLUMBING FITTINGS & CONNECTIONS TO MATCH TRIM FINISH	
P-303	TOILET COMFORT STATION 2 Product: REACH ONE-PIECE COMPACT ELONGATED TOILET WITH SKIRTED TRAPWAY Model # K-78080 Color / Finish: 0 - WHITE Size / Dimensions: 13 5/8" W x 28 5/8" D x 29" H Notes: REFER TO SPEC SHEET FOR ADDITIONAL INFORMATION	Kohler USA Contact Lara Garahan P 347-387-3761 lara.garahan@kohler.com Kohler USA Contact Lara Garahan P 347-387-3761 lara.garahan@kohler.com	-PROVIDE ALL CUT SHEETS FOR APPROVAL -MANUFACTURER TO PROVIDE FLOW RESTRICTORS OR AERATOR AS NECESSARY TO MEET CODES -GC TO CONFIRM AND PROVIDE ALL NECESSARY COMPONENTS -ALL EXPOSED PLUMBING FITTINGS & CONNECTIONS TO MATCH TRIM FINISH	
P-304	URINAL COMFORT STATION 2 Product: BRANHAM FULL STALL URINAL Model # K-25039-R Color / Finish: WHITE Size / Dimensions: 18-1/2"W X 16-5/16"D X 38-7/8"H Notes: REFER TO SPEC SHEET FOR ADDITIONAL INFORMATION	Kohler USA Contact Lara Garahan P 347-387-3761 lara.garahan@kohler.com Kohler USA Contact Lara Garahan P 347-387-3761 lara.garahan@kohler.com	-PROVIDE ALL CUT SHEETS FOR APPROVAL -MANUFACTURER TO PROVIDE FLOW RESTRICTORS OR AERATOR AS NECESSARY TO MEET CODES -GC TO CONFIRM AND PROVIDE ALL NECESSARY COMPONENTS -ALL EXPOSED PLUMBING FITTINGS & CONNECTIONS TO MATCH TRIM FINISH	
P-305	KITCHEN SINK BASIN COMFORT STATION 2 Product: DIAMOND SUPER SINGLE SINK BASIN Model # 441767 Color / Finish: WHITE Size / Dimensions: 33.5"W x 18.5"L x 9"D Notes: REFER TO SPEC SHEET FOR ADDITIONAL INFORMATION	Blanco 110 Mount Holly By-Pass Lumberton, NJ 08048 USA Contact customer service P 1-800-451-5782 Blanco 110 Mount Holly By-Pass Lumberton, NJ 08048 USA Contact customer service P 1-800-451-5782	-PROVIDE ALL CUT SHEETS FOR APPROVAL -MANUFACTURER TO PROVIDE FLOW RESTRICTORS OR AERATOR AS NECESSARY TO MEET CODES -GC TO CONFIRM AND PROVIDE ALL NECESSARY COMPONENTS -ALL EXPOSED PLUMBING FITTINGS & CONNECTIONS TO MATCH TRIM FINISH	
P-306	KITCHEN FAUCET COMFORT STATION 2 Product: BOND SOLO SERIES GOOSENECK KITCHEN FAUCET AND SPRAY WITH STRAIGHT LEVER HANDLES Model # 07-36009-51842 Color / Finish: DARK BRASS Size / Dimensions: PER SPEC SHEET Notes: REFER TO SPEC SHEET FOR ADDITIONAL INFORMATION	Waterworks 215 E 58th St Suite 4C New York, NY 10022 USA Contact Allie Purcell P (212) 254-6025 apurcell@waterworks.com Waterworks 215 E 58th St Suite 4C New York, NY 10022 USA Contact Allie Purcell P 2122546025 apurcell@waterworks.com	-PROVIDE ALL CUT SHEETS FOR APPROVAL -MANUFACTURER TO PROVIDE FLOW RESTRICTORS OR AERATOR AS NECESSARY TO MEET CODES -GC TO CONFIRM AND PROVIDE ALL NECESSARY COMPONENTS -ALL EXPOSED PLUMBING FITTINGS & CONNECTIONS TO MATCH TRIM FINISH	
P-501	RESTROOM SINK BASIN PERFORMANCE Product: VERTICYL 17" RECTANGULAR UNDERMOUNT BATHROOM SINK Model # K-8189 Color / Finish: 0 - WHITE Size / Dimensions: 17 1/8"W x 13 3/8"L x 7 3/16"D Notes: REFER TO SPEC SHEET FOR ADDITIONAL INFORMATION	Kohler USA Contact Lara Garahan P 347-387-3761 lara.garahan@kohler.com Kohler USA Contact Lara Garahan P 347-387-3761 lara.garahan@kohler.com	-PROVIDE ALL CUT SHEETS FOR APPROVAL -MANUFACTURER TO PROVIDE FLOW RESTRICTORS OR AERATOR AS NECESSARY TO MEET CODES -GC TO CONFIRM AND PROVIDE ALL NECESSARY COMPONENTS -ALL EXPOSED PLUMBING FITTINGS & CONNECTIONS TO MATCH TRIM FINISH	
P-502	RESTROOM FAUCET PERFORMANCE Product: BOND SOLO SERIES GOOSENECK LAVATORY FAUCET WITH STRAIGHT LEVER HANDLES Model # 07-81266-56341 Color / Finish: NICKEL Size / Dimensions: PER SPEC SHEET Notes: REFER TO SPEC SHEET FOR ADDITIONAL INFORMATION	Waterworks 215 E 58th St Suite 4C New York, NY 10022 USA Contact Allie Purcell P (212) 254-6025 apurcell@waterworks.com Waterworks 215 E 58th St Suite 4C New York, NY 10022 USA Contact Allie Purcell P 2122546025 apurcell@waterworks.com	-PROVIDE ALL CUT SHEETS FOR APPROVAL -MANUFACTURER TO PROVIDE FLOW RESTRICTORS OR AERATOR AS NECESSARY TO MEET CODES -GC TO CONFIRM AND PROVIDE ALL NECESSARY COMPONENTS -ALL EXPOSED PLUMBING FITTINGS & CONNECTIONS TO MATCH TRIM FINISH	

CHAMPALIMAUD








Architectural Finishes Report

Project: Atlantic Fields Golf Programming Project Manual

Project #: 21028.05

Issue Date: SEP 29,2023

By Item Type

Control #	Description	Mfr / Vendor	Special Instructions	Image	
P-503	<p>TOILET PERFORMANCE</p> <p>Product: REACH ONE-PIECE COMPACT ELONGATED TOILET WITH SKIRTED TRAPWAY</p> <p>Model # K-78080</p> <p>Color / Finish: 0 - WHITE</p> <p>Size / Dimensions: 13 5/8" W x 28 5/8" D x 29" H</p> <p>Notes: REFER TO SPEC SHEET FOR ADDITIONAL INFORMATION</p>	<p>Kohler USA Contact Lara Garahan P 347-387-3761 lara.garahan@kohler.com</p> <p>Kohler USA Contact Lara Garahan P 347-387-3761 lara.garahan@kohler.com</p>	<p>-PROVIDE ALL CUT SHEETS FOR APPROVAL</p> <p>-MANUFACTURER TO PROVIDE FLOW RESTRICTORS OR AERATOR AS NECESSARY TO MEET CODES</p> <p>-GC TO CONFIRM AND PROVIDE ALL NECESSARY COMPONENTS</p> <p>-ALL EXPOSED PLUMBING FITTINGS & CONNECTIONS TO MATCH TRIM FINISH</p>		
P-504	<p>SHOWERHEAD PERFORMANCE</p> <p>Product: BOND 12" RAIN SHOWERHEAD WITH 22" WALL MOUNTED 90 DEGREE SHOWER ARM</p> <p>Model # 05-41600-81739</p> <p>Color / Finish: NICKEL</p> <p>Size / Dimensions: PER SPEC SHEET</p> <p>Notes: REFER TO SPEC SHEET FOR ADDITIONAL INFORMATION</p>	<p>Waterworks 215 E 58th St Suite 4C New York, NY 10022 USA Contact Allie Purcell P (212) 254-6025 apurcell@waterworks.com</p> <p>Waterworks 215 E 58th St Suite 4C New York, NY 10022 USA Contact Allie Purcell P 2122546025 apurcell@waterworks.com</p>	<p>-PROVIDE ALL CUT SHEETS FOR APPROVAL</p> <p>-MANUFACTURER TO PROVIDE FLOW RESTRICTORS OR AERATOR AS NECESSARY TO MEET CODES</p> <p>-GC TO CONFIRM AND PROVIDE ALL NECESSARY COMPONENTS</p> <p>-ALL EXPOSED PLUMBING FITTINGS & CONNECTIONS TO MATCH TRIM FINISH</p>		
P-505	<p>HANDSHOWER PERFORMANCE</p> <p>Product: BOND HANDSHOWER ON BAR</p> <p>Model # 05-19696-22493</p> <p>Color / Finish: NICKEL</p> <p>Size / Dimensions: PER SPEC SHEET (59" HOSE LENGTH)</p> <p>Notes: REFER TO SPEC SHEET FOR ADDITIONAL INFORMATION</p>	<p>Waterworks 215 E 58th St Suite 4C New York, NY 10022 USA Contact Allie Purcell P (212) 254-6025 apurcell@waterworks.com</p> <p>Waterworks 215 E 58th St Suite 4C New York, NY 10022 USA Contact Allie Purcell P 2122546025 apurcell@waterworks.com</p>	<p>-PROVIDE ALL CUT SHEETS FOR APPROVAL</p> <p>-MANUFACTURER TO PROVIDE FLOW RESTRICTORS OR AERATOR AS NECESSARY TO MEET CODES</p> <p>-GC TO CONFIRM AND PROVIDE ALL NECESSARY COMPONENTS</p> <p>-ALL EXPOSED PLUMBING FITTINGS & CONNECTIONS TO MATCH TRIM FINISH</p>		
P-506	<p>SHOWER CONTROLS PERFORMANCE</p> <p>Product: BOND SOLO SERIES INTEGRATED THERMOSTATIC AND VOLUME CONTROL TRIM WITH KNOB AND STRAIGHT LEVER HANDLES</p> <p>Model # 05-52519-74014</p> <p>Color / Finish: NICKEL</p> <p>Size / Dimensions: PER SPEC SHEET</p> <p>Notes: REFER TO SPEC SHEET FOR ADDITIONAL INFORMATION</p>	<p>Waterworks 215 E 58th St Suite 4C New York, NY 10022 USA Contact Allie Purcell P (212) 254-6025 apurcell@waterworks.com</p> <p>Waterworks 215 E 58th St Suite 4C New York, NY 10022 USA Contact Allie Purcell P 2122546025 apurcell@waterworks.com</p>	<p>-PROVIDE ALL CUT SHEETS FOR APPROVAL</p> <p>-MANUFACTURER TO PROVIDE FLOW RESTRICTORS OR AERATOR AS NECESSARY TO MEET CODES</p> <p>-GC TO CONFIRM AND PROVIDE ALL NECESSARY COMPONENTS</p> <p>-ALL EXPOSED PLUMBING FITTINGS & CONNECTIONS TO MATCH TRIM FINISH</p>		
P-507	<p>SHOWER DRAIN PERFORMANCE</p> <p>Product: S-TIFAS 99 - SITE SIZEABLE</p> <p>Model # S-TIFAS 99</p> <p>Color / Finish: POLISHED STAINLESS</p> <p>Size / Dimensions: PER SITE CONDITIONS</p> <p>Notes: REFER TO SPEC SHEET FOR ADDITIONAL INFORMATION</p>	<p>Infinity Drain Contact Default</p> <p>Infinity Drain Contact Default</p>	<p>-PROVIDE ALL CUT SHEETS FOR APPROVAL</p> <p>-MANUFACTURER TO PROVIDE FLOW RESTRICTORS OR AERATOR AS NECESSARY TO MEET CODES</p> <p>-GC TO CONFIRM AND PROVIDE ALL NECESSARY COMPONENTS</p> <p>-ALL EXPOSED PLUMBING FITTINGS & CONNECTIONS TO MATCH TRIM FINISH</p>		
Plumbing Accessories					
B-101	<p>36" GRAB BARS GOLF HOUSE</p> <p>Product: KUMIN 36" GRAB BAR</p> <p>Model # K-24551-BL</p> <p>Color / Finish: MATTE BLACK</p> <p>Size / Dimensions: 36"L x 2 3/4"D</p> <p>Notes: REFER TO SPEC SHEET FOR ADDITIONAL INFORMATION</p>	<p>Kohler USA Contact Lara Garahan P 347-387-3761 lara.garahan@kohler.com</p> <p>Kohler USA Contact Lara Garahan P 347-387-3761 lara.garahan@kohler.com</p>			
B-102	<p>42" GRAB BARS GOLF HOUSE</p> <p>Product: KUMIN 42" GRAB BAR</p> <p>Model # K-22824-BL</p> <p>Color / Finish: MATTE BLACK</p> <p>Size / Dimensions: 42"L x 2 3/4"D</p> <p>Notes: REFER TO SPEC SHEET FOR ADDITIONAL INFORMATION</p>	<p>Kohler USA Contact Lara Garahan P 347-387-3761 lara.garahan@kohler.com</p> <p>Kohler USA Contact Lara Garahan P 347-387-3761 lara.garahan@kohler.com</p>			

CHAMPALIMAUD


Architectural Finishes Report

Project: Atlantic Fields Golf Programming Project
Manual

Project #: 21028.05

Issue Date: SEP 29,2023

By Item Type

Control #	Description	Mfr / Vendor	Special Instructions	Image
B-103	PAPER HOLDER GOLF HOUSE Product: KUMIN TOILET PAPER HOLDER Model # K-24546-BL Color / Finish: MATTE BLACK Size / Dimensions: 6 1/2"L x 2 7/8"D Notes: REFER TO SPEC SHEET FOR ADDITIONAL INFORMATION	Kohler USA Contact Lara Garahan P 347-387-3761 lara.garahan@kohler.com Kohler USA Contact Lara Garahan P 347-387-3761 lara.garahan@kohler.com		
B-104	HOOK GOLF HOUSE Product: KUMIN ROBE HOOK Model # K-97897-BL Color / Finish: MATTE BLACK Size / Dimensions: 2 9/16"H x 3 5/16"D Notes: REFER TO SPEC SHEET FOR ADDITIONAL INFORMATION	Kohler USA Contact Lara Garahan P 347-387-3761 lara.garahan@kohler.com Kohler USA Contact Lara Garahan P 347-387-3761 lara.garahan@kohler.com		
B-105	SANITARY DISPOSAL GOLF HOUSE Product: RECESSED SANITARY NAPKIN DISPOSAL Model # B-35303 Color / Finish: STAINLESS STEEL Size / Dimensions: 13" W x 18-15/16" H x 4-3/16" D Notes: REFER TO SPEC SHEET FOR ADDITIONAL INFORMATION	Bobrick USA Contact Default Bobrick USA Contact Default		
B-106	BABY CHANGING STATION GOLF HOUSE Product: BABY CHANGING STATION - ADA Model # KB310-SSRE Color / Finish: STAINLESS STEEL Size / Dimensions: 4" D X 37 1/16" W X 21 5/8" H Notes: REFER TO SPEC SHEET FOR ADDITIONAL INFORMATION	KOALA KARE USA Contact Default KOALA KARE UAE GRG Business Centre Oud Metha Building Office No. 2, Dubai healthcare city Dubai, ARE P 971.4.2245818 Contact Fred Sylvester P 631-249-7171 Fred@sylvester-assoc.com		
B-107	18" GRAB BARS GOLF HOUSE Product: KUMIN 18" GRAB BAR Model # K-24549-BL Color / Finish: MATTE BLACK Size / Dimensions: 18"L x 2 3/4"D Notes: REFER TO SPEC SHEET FOR ADDITIONAL INFORMATION	Kohler USA Contact Lara Garahan P 347-387-3761 lara.garahan@kohler.com Kohler USA Contact Lara Garahan P 347-387-3761 lara.garahan@kohler.com		
B-201	36" GRAB BARS COMFORT STATION 1 Product: KUMIN 36" GRAB BAR Model # K-24551-BL Color / Finish: MATTE BLACK Size / Dimensions: 36"L x 2 3/4"D Notes: REFER TO SPEC SHEET FOR ADDITIONAL INFORMATION	Kohler USA Contact Lara Garahan P 347-387-3761 lara.garahan@kohler.com Kohler USA Contact Lara Garahan P 347-387-3761 lara.garahan@kohler.com		
B-202	42" GRAB BARS COMFORT STATION 1 Product: KUMIN 42" GRAB BAR Model # K-22824-BL Color / Finish: MATTE BLACK Size / Dimensions: 42"L x 2 3/4"D Notes: REFER TO SPEC SHEET FOR ADDITIONAL INFORMATION	Kohler USA Contact Lara Garahan P 347-387-3761 lara.garahan@kohler.com Kohler USA Contact Lara Garahan P 347-387-3761 lara.garahan@kohler.com		
B-203	PAPER HOLDER COMFORT STATION 1 Product: KUMIN TOILET PAPER HOLDER Model # K-24546-BL Color / Finish: MATTE BLACK Size / Dimensions: 6 1/2"L x 2 7/8"D Notes: REFER TO SPEC SHEET FOR ADDITIONAL INFORMATION	Kohler USA Contact Lara Garahan P 347-387-3761 lara.garahan@kohler.com Kohler USA Contact Lara Garahan P 347-387-3761 lara.garahan@kohler.com		

CHAMPALIMAUD









Architectural Finishes Report

Project: Atlantic Fields Golf Programming Project
Manual

Project #: 21028.05

Issue Date: SEP 29,2023

By Item Type

Control #	Description	Mfr / Vendor	Special Instructions	Image
B-204	<p>HOOK COMFORT STATION 1 Product: KUMIN ROBE HOOK Model # K-97897-BL Color / Finish: MATTE BLACK Size / Dimensions: 2 9/16"H x 3 5/16"D Notes: REFER TO SPEC SHEET FOR ADDITIONAL INFORMATION</p>	<p>Kohler USA Contact Lara Garahan P 347-387-3761 lara.garahan@kohler.com</p> <p>Kohler USA Contact Lara Garahan P 347-387-3761 lara.garahan@kohler.com</p>		
B-205	<p>SANITARY DISPOSAL COMFORT STATION 1 Product: RECESSED SANITARY NAPKIN DISPOSAL Model # B-35303 Color / Finish: STAINLESS STEEL Size / Dimensions: 13" W x 18-15/16" H x 4-3/16" D Notes: REFER TO SPEC SHEET FOR ADDITIONAL INFORMATION</p>	<p>Bobrick USA Contact Default</p> <p>Bobrick USA Contact Default</p>		
B-206	<p>BABY CHANGING STATION COMFORT STATION 1 Product: BABY CHANGING STATION - ADA Model # KB310-SSRE Color / Finish: STAINLESS STEEL Size / Dimensions: 4" D X 37 1/16" W X 21 5/8" H Notes: REFER TO SPEC SHEET FOR ADDITIONAL INFORMATION</p>	<p>KOALA KARE USA Contact Default</p> <p>KOALA KARE UAE GRG Business Centre Oud Metha Building Office No. 2, Dubai healthcare city Dubai, ARE P 971.4.2245818 Contact Fred Sylvester P 631-249-7171 Fred@sylvester-assoc.com</p>		
B-207	<p>18" GRAB BARS COMFORT STATION 1 Product: KUMIN 18" GRAB BAR Model # K-24549-BL Color / Finish: MATTE BLACK Size / Dimensions: 18"L x 2 3/4"D Notes: REFER TO SPEC SHEET FOR ADDITIONAL INFORMATION</p>	<p>Kohler USA Contact Lara Garahan P 347-387-3761 lara.garahan@kohler.com</p> <p>Kohler USA Contact Lara Garahan P 347-387-3761 lara.garahan@kohler.com</p>		
B-301	<p>36" GRAB BARS COMFORT STATION 2 Product: KUMIN 36" GRAB BAR Model # K-24551-BL Color / Finish: MATTE BLACK Size / Dimensions: 36"L x 2 3/4"D Notes: REFER TO SPEC SHEET FOR ADDITIONAL INFORMATION</p>	<p>Kohler USA Contact Lara Garahan P 347-387-3761 lara.garahan@kohler.com</p> <p>Kohler USA Contact Lara Garahan P 347-387-3761 lara.garahan@kohler.com</p>		
B-302	<p>42" GRAB BARS COMFORT STATION 2 Product: KUMIN 42" GRAB BAR Model # K-22824-BL Color / Finish: MATTE BLACK Size / Dimensions: 42"L x 2 3/4"D Notes: REFER TO SPEC SHEET FOR ADDITIONAL INFORMATION</p>	<p>Kohler USA Contact Lara Garahan P 347-387-3761 lara.garahan@kohler.com</p> <p>Kohler USA Contact Lara Garahan P 347-387-3761 lara.garahan@kohler.com</p>		
B-303	<p>PAPER HOLDER COMFORT STATION 2 Product: KUMIN TOILET PAPER HOLDER Model # K-24546-BL Color / Finish: MATTE BLACK Size / Dimensions: 6 1/2"L x 2 7/8"D Notes: REFER TO SPEC SHEET FOR ADDITIONAL INFORMATION</p>	<p>Kohler USA Contact Lara Garahan P 347-387-3761 lara.garahan@kohler.com</p> <p>Kohler USA Contact Lara Garahan P 347-387-3761 lara.garahan@kohler.com</p>		
B-304	<p>HOOK COMFORT STATION 2 Product: KUMIN ROBE HOOK Model # K-97897-BL Color / Finish: MATTE BLACK Size / Dimensions: 2 9/16"H x 3 5/16"D Notes: REFER TO SPEC SHEET FOR ADDITIONAL INFORMATION</p>	<p>Kohler USA Contact Lara Garahan P 347-387-3761 lara.garahan@kohler.com</p> <p>Kohler USA Contact Lara Garahan P 347-387-3761 lara.garahan@kohler.com</p>		

CHAMPALIMAUD









Architectural Finishes Report

Project: Atlantic Fields Golf Programming Project Manual

Project #: 21028.05

Issue Date: SEP 29,2023

By Item Type

Control #	Description	Mfr / Vendor	Special Instructions	Image
B-305	SANITARY DISPOSAL COMFORT STATION 2 Product: RECESSED SANITARY NAPKIN DISPOSAL Model # B-35303 Color / Finish: STAINLESS STEEL Size / Dimensions: 13" W x 18-15/16" H x 4-3/16" D Notes: REFER TO SPEC SHEET FOR ADDITIONAL INFORMATION	Bobrick USA Contact Default Bobrick USA Contact Default		
B-306	BABY CHANGING STATION COMFORT STATION 2 Product: BABY CHANGING STATION - ADA Model # KB310-SSRE Color / Finish: STAINLESS STEEL Size / Dimensions: 4" D X 37 1/16" W X 21 5/8" H Notes: REFER TO SPEC SHEET FOR ADDITIONAL INFORMATION	KOALA KARE USA Contact Default KOALA KARE UAE GRG Business Centre Oud Metha Building Office No. 2, Dubai healthcare city Dubai, ARE P 971.4.2245818 Contact Fred Sylvester P 631-249-7171 Fred@sylvester-assoc.com		
B-307	18" GRAB BARS COMFORT STATION 2 Product: KUMIN 18" GRAB BAR Model # K-24549-BL Color / Finish: MATTE BLACK Size / Dimensions: 18"L x 2 3/4"D Notes: REFER TO SPEC SHEET FOR ADDITIONAL INFORMATION	Kohler USA Contact Lara Garahan P 347-387-3761 lara.garahan@kohler.com Kohler USA Contact Lara Garahan P 347-387-3761 lara.garahan@kohler.com		
B-501	36" GRAB BARS PERFORMANCE Product: KUMIN 36" GRAB BAR Model # K-24551-BN Color / Finish: VIBRANT BRUSHED NICKEL Size / Dimensions: 36"L x 2 3/4"D Notes: REFER TO SPEC SHEET FOR ADDITIONAL INFORMATION	Kohler USA Contact Lara Garahan P 347-387-3761 lara.garahan@kohler.com Kohler USA Contact Lara Garahan P 347-387-3761 lara.garahan@kohler.com		
B-502	42" GRAB BARS PERFORMANCE Product: KUMIN 42" GRAB BAR Model # K-22824-BN Color / Finish: VIBRANT BRUSHED NICKEL Size / Dimensions: 42"L x 2 3/4"D Notes: REFER TO SPEC SHEET FOR ADDITIONAL INFORMATION	Kohler USA Contact Lara Garahan P 347-387-3761 lara.garahan@kohler.com Kohler USA Contact Lara Garahan P 347-387-3761 lara.garahan@kohler.com		
B-503	PAPER HOLDER PERFORMANCE Product: KUMIN TOILET PAPER HOLDER Model # K-24546-BN Color / Finish: VIBRANT BRUSHED NICKEL Size / Dimensions: 6 1/2"L x 2 7/8"D Notes: REFER TO SPEC SHEET FOR ADDITIONAL INFORMATION	Kohler USA Contact Lara Garahan P 347-387-3761 lara.garahan@kohler.com Kohler USA Contact Lara Garahan P 347-387-3761 lara.garahan@kohler.com		
B-504	HOOK PERFORMANCE Product: KUMIN ROBE HOOK Model # K-97897-BN Color / Finish: VIBRANT BRUSHED NICKEL Size / Dimensions: 2 9/16"H x 3 5/16"D Notes: REFER TO SPEC SHEET FOR ADDITIONAL INFORMATION	Kohler USA Contact Lara Garahan P 347-387-3761 lara.garahan@kohler.com Kohler USA Contact Lara Garahan P 347-387-3761 lara.garahan@kohler.com		
B-505	SANITARY DISPOSAL PERFORMANCE Product: RECESSED SANITARY NAPKIN DISPOSAL Model # B-35303 Color / Finish: STAINLESS STEEL Size / Dimensions: 13" W x 18-15/16" H x 4-3/16" D Notes: REFER TO SPEC SHEET FOR ADDITIONAL INFORMATION	Bobrick USA Contact Default Bobrick USA Contact Default		

CHAMPALIMAUD







Architectural Finishes Report

Project: Atlantic Fields Golf Programming Project Manual

Project #: 21028.05

Issue Date: SEP 29,2023

By Item Type

Control #	Description	Mfr / Vendor	Special Instructions	Image
B-506	<p>BABY CHANGING STATION PERFORMANCE Product: BABY CHANGING STATION - ADA Model # KB310-SSRE Color / Finish: STAINLESS STEEL Size / Dimensions: 4" D X 37 1/16" W X 21 5/8" H Notes: REFER TO SPEC SHEET FOR ADDITIONAL INFORMATION</p>	<p>KOALA KARE USA Contact Default</p> <p>KOALA KARE UAE GRG Business Centre Oud Metha Building Office No. 2, Dubai healthcare city Dubai, ARE P 971.4.2245818 Contact Fred Sylvester P 631-249-7171 Fred@sylvester-assoc.com</p>		
B-507	<p>18" GRAB BARS PERFORMANCE Product: KUMIN 18" GRAB BAR Model # K-24549-BN Color / Finish: VIBRANT BRUSHED NICKEL Size / Dimensions: 18"L x 2 3/4"D Notes: REFER TO SPEC SHEET FOR ADDITIONAL INFORMATION</p>	<p>Kohler USA Contact Lara Garahan P 347-387-3761 lara.garahan@kohler.com</p> <p>Kohler USA Contact Lara Garahan P 347-387-3761 lara.garahan@kohler.com</p>		
B-508	<p>SHOWER PULL PERFORMANCE Product: 24" BM SERIES BACK TO BACK TOWEL BAR WITHOUT METAL WASHERS Model # BM24X24PN Color / Finish: POLISHED NICKEL Size / Dimensions: 24"L X 2-1/2" D Notes: REFER TO SPEC SHEET FOR ADDITIONAL INFORMATION</p>	<p>CRL - USA 2503 E VERNON AVENUE LOS ANGELES, CA 90058-1826 USA P 800-421-6144 F 800-262-3299 Contact Default</p> <p>CRL - USA 2503 E VERNON AVENUE LOS ANGELES, CA 90058-1826 USA P 800-421-6144 F 800-262-3299 Contact Default</p>		
B-509	<p>SHOWER HINGE PERFORMANCE Product: WALL MOUNT FULL BACK PLATE HINGE Model # V1E037CH Color / Finish: POLISHED NICKEL Size / Dimensions: 2-1/4"W X 3-15/16"H - PER CUTSHEET Notes: REFER TO SPEC SHEET FOR ADDITIONAL INFORMATION</p>	<p>CRL - USA 2503 E VERNON AVENUE LOS ANGELES, CA 90058-1826 USA P 800-421-6144 F 800-262-3299 Contact Default</p> <p>CRL - USA 2503 E VERNON AVENUE LOS ANGELES, CA 90058-1826 USA P 800-421-6144 F 800-262-3299 Contact Default</p>		
B-510	<p>U-CLAMP PERFORMANCE Product: QUARE STYLE NOTCH IN GLASS FIXED PANEL U-CLAMP Model # SGCU1PN Color / Finish: POLISHED NICKEL Size / Dimensions: 3/4"L X 2"W X 2"H - PER CUTSHEET Notes: REFER TO SPEC SHEET FOR ADDITIONAL INFORMATION</p>	<p>CRL - USA 2503 E VERNON AVENUE LOS ANGELES, CA 90058-1826 USA P 800-421-6144 F 800-262-3299 Contact Default</p> <p>CRL - USA 2503 E VERNON AVENUE LOS ANGELES, CA 90058-1826 USA P 800-421-6144 F 800-262-3299 Contact Default</p>		
Special Finish				
SF-101	<p>RED CONCRETE FLOORING GOLF HOUSE Product: HAND TROWELED TINTED RED CONCRETE Color / Finish: COLOR TO MATCH - BENJAMIN MOORE 1309 MOROCCAN RED Size / Dimensions: PER ARCH DRAWINGS Floor Finishing: - IN ACCORDANCE WITH ACI 301, ACI 302.1R AND ACI 117 - STEEL TROWEL SURFACES THAT ARE SCHEDULED TO BE LEFT EXPOSED - APPLY SLIP RESISTANT FINISH TO SCHEDULED FLOOR SURFACES IN ACCORDANCE WITH MFG INSTRUCTIONS -APPLY SEALER TO FLOOR SURFACES IN ACCORDANCE WITH MANUFACTURER'S INSTRUCTIONS Notes: - MULTIPLE COATS TO ENSURE FULL COVERAGE AND CONSISTANT SHEEN - CONTRACTOR TO SUBMIT THREE SAMPLES TO INTERIOR DESIGNER WITH DIFFERENT SHEEN LEVEL FOR REVIEW AND APPROVAL - MUST BE SUITABLE FOR CONTRACT USE - MUST BE SUITABLE FOR WET LOCATIONS - FINISH SHOULD BE HEAT, STAIN & SCRATCH RESISTANT. Location: FLOORING AT GOLF HOUSE</p>	<p>TO BID Contact Default</p> <p>TO BID Contact Default</p>	<p>-MANUFACTURER MUST CHECK FOR FLAWS AND NOTIFY PRIOR TO FABRICATION. -MUST BE CONTRACT QUALITY & SUITABLE FOR COMMERCIAL INSTALLATION. -FINISHED MILLWORK AND VENEER PRODUCTS TO BE PREMIUM GRADE. -CONTRACTOR TO REFER TO MANUFACTURER'S INSTRUCTIONS FOR INSTALLATION. -CONTRACTOR TO SUBMIT SAMPLES FOR ID APPROVAL -LEVEL 5 SUBSTRATE REQUIRED -FINISH TO MATCH ID CONTROL SAMPLE ALL MATERIALS TO BE SUITABLE FOR THE LOCAL CLIMATE AND FIT FOR INTENDED PURPOSE. ALL MATERIALS TO BE RESIST UV COLOR CHANGE ALL MATERIALS TO BE TREATED AGAINST ROT, INSECT INFESTATION ETC. ALL MATERIAL TO COMPLY WITH LOCAL FLS CODES FOR COMBUSTIBILITY, SPREAD OF FLAME, ETC. ALL MATERIALS TO COMPLY WITH OPERATOR BRAND STANDARDS AND DESIGN GUIDELINES.</p>	

CHAMPALIMAUD





Architectural Finishes Report

Project: Atlantic Fields Golf Programming Project Manual

Project #: 21028.05

Issue Date: SEP 29,2023

By Item Type

Control #	Description	Mfr / Vendor	Special Instructions	Image
SF-102	<p>PLASTER FIREPLACE GOLF HOUSE Product: SMOOTH TEXTURED HAND TROWELED PLASTER Color / Finish: WHITE TO MATCH ID SAMPLE Finish: SMOOTH Size / Dimensions: PER ID DRAWING Location: PLASTER ON FIREPLACE AT GOLF HOUSE</p>	<p>TBD Contact Default</p> <p>TBD Contact Default</p>	<p>-MANUFACTURER MUST CHECK FOR FLAWS AND NOTIFY PRIOR TO FABRICATION. -MUST BE CONTRACT QUALITY & SUITABLE FOR COMMERCIAL INSTALLATION. -FINISHED MILLWORK AND VENEER PRODUCTS TO BE PREMIUM GRADE. -CONTRACTOR TO REFER TO MANUFACTURER'S INSTRUCTIONS FOR INSTALLATION. -CONTRACTOR TO SUBMIT SAMPLES FOR ID APPROVAL -LEVEL 5 SUBSTRATE REQUIRED -FINISH TO MATCH ID CONTROL SAMPLE ALL MATERIALS TO BE SUITABLE FOR THE LOCAL CLIMATE AND FIT FOR INTENDED PURPOSE. ALL MATERIALS TO BE RESIST UV COLOR CHANGE ALL MATERIALS TO BE TREATED AGAINST ROT, INSECT INFESTATION ETC. ALL MATERIAL TO COMPLY WITH LOCAL FLS CODES FOR COMBUSTIBILITY, SPREAD OF FLAME, ETC. ALL MATERIALS TO COMPLY WITH OPERATOR BRAND STANDARDS AND DESIGN GUIDELINES.</p>	
SF-103	<p>PLASTER WALLS RETAIL AT GOLF HOUSE Product: TEXTURED HAND TROWELED PLASTER Color / Finish: WHITE TO MATCH ID SAMPLE Finish: SMOOTH Size / Dimensions: PER ID DRAWING Location: PLASTER ON WALL IN RETAIL AT GOLF HOUSE</p>	<p>TBD Contact Default</p> <p>TBD Contact Default</p>	<p>-MANUFACTURER MUST CHECK FOR FLAWS AND NOTIFY PRIOR TO FABRICATION. -MUST BE CONTRACT QUALITY & SUITABLE FOR COMMERCIAL INSTALLATION. -FINISHED MILLWORK AND VENEER PRODUCTS TO BE PREMIUM GRADE. -CONTRACTOR TO REFER TO MANUFACTURER'S INSTRUCTIONS FOR INSTALLATION. -CONTRACTOR TO SUBMIT SAMPLES FOR ID APPROVAL -LEVEL 5 SUBSTRATE REQUIRED -FINISH TO MATCH ID CONTROL SAMPLE ALL MATERIALS TO BE SUITABLE FOR THE LOCAL CLIMATE AND FIT FOR INTENDED PURPOSE. ALL MATERIALS TO BE RESIST UV COLOR CHANGE ALL MATERIALS TO BE TREATED AGAINST ROT, INSECT INFESTATION ETC. ALL MATERIAL TO COMPLY WITH LOCAL FLS CODES FOR COMBUSTIBILITY, SPREAD OF FLAME, ETC. ALL MATERIALS TO COMPLY WITH OPERATOR BRAND STANDARDS AND DESIGN GUIDELINES.</p>	
SF-201	<p>GREEN PLASTER WALLS COMFORT STATION 1 Product: TEXTURED HAND TROWELED PLASTER Color / Finish: COLOR TO MATCH - BENJAMIN MOORE FRASER FIR 503 Finish: SMOOTH Size / Dimensions: PER ID DRAWING Location: PLASTER WALLS AT COMFORT STATION 1</p>	<p>TO BID</p> <p>TO BID Contact Default</p>	<p>-MANUFACTURER MUST CHECK FOR FLAWS AND NOTIFY PRIOR TO FABRICATION. -MUST BE CONTRACT QUALITY & SUITABLE FOR COMMERCIAL INSTALLATION. -FINISHED MILLWORK AND VENEER PRODUCTS TO BE PREMIUM GRADE. -CONTRACTOR TO REFER TO MANUFACTURER'S INSTRUCTIONS FOR INSTALLATION. -CONTRACTOR TO SUBMIT SAMPLES FOR ID APPROVAL -LEVEL 5 SUBSTRATE REQUIRED -FINISH TO MATCH ID CONTROL SAMPLE ALL MATERIALS TO BE SUITABLE FOR THE LOCAL CLIMATE AND FIT FOR INTENDED PURPOSE. ALL MATERIALS TO BE RESIST UV COLOR CHANGE ALL MATERIALS TO BE TREATED AGAINST ROT, INSECT INFESTATION ETC. ALL MATERIAL TO COMPLY WITH LOCAL FLS CODES FOR COMBUSTIBILITY, SPREAD OF FLAME, ETC. ALL MATERIALS TO COMPLY WITH OPERATOR BRAND STANDARDS AND DESIGN GUIDELINES.</p>	
SF-301	<p>PLASTER WALLS RESTROOM AT COMFORT STATION 2 Product: TEXTURED HAND TROWELED PLASTER Color / Finish: WHI-08 Finish: SMOOTH Size / Dimensions: PER ID DRAWING Location: PLASTER WALLS IN RESTROOM AT COMFORT STATION 2</p>	<p>Clayworks Cury Cross Lanes Unit 5, Higher Bochym Rural Workshops Helston, Cornwall TR12 7AZ GBR P +44 (0)1326 341339 Contact Ger McManus P 323 336 3602 ger@clay-works.com</p> <p>Clayworks USA USA P 323 336 3602 Contact Ger McManus ger@clay-works.com</p>	<p>-MANUFACTURER MUST CHECK FOR FLAWS AND NOTIFY PRIOR TO FABRICATION. -MUST BE CONTRACT QUALITY & SUITABLE FOR COMMERCIAL INSTALLATION. -FINISHED MILLWORK AND VENEER PRODUCTS TO BE PREMIUM GRADE. -CONTRACTOR TO REFER TO MANUFACTURER'S INSTRUCTIONS FOR INSTALLATION. -CONTRACTOR TO SUBMIT SAMPLES FOR ID APPROVAL -LEVEL 5 SUBSTRATE REQUIRED -FINISH TO MATCH ID CONTROL SAMPLE ALL MATERIALS TO BE SUITABLE FOR THE LOCAL CLIMATE AND FIT FOR INTENDED PURPOSE. ALL MATERIALS TO BE RESIST UV COLOR CHANGE ALL MATERIALS TO BE TREATED AGAINST ROT, INSECT INFESTATION ETC. ALL MATERIAL TO COMPLY WITH LOCAL FLS CODES FOR COMBUSTIBILITY, SPREAD OF FLAME, ETC. ALL MATERIALS TO COMPLY WITH OPERATOR BRAND STANDARDS AND DESIGN GUIDELINES.</p>	

CHAMPALIMAUD





Architectural Finishes Report

Project: Atlantic Fields Golf Programming Project Manual

Project #: 21028.05

Issue Date: SEP 29,2023

By Item Type

Control #	Description	Mfr / Vendor	Special Instructions	Image
SF-302	<p>CONCRETE COMFORT STATION 2 Product: CONCRETE COUNTERTOP Color / Finish: COLOR TO MATCH - BENJAMIN MOORE APPARITION 860 Size / Dimensions: PER ID DRAWINGS Floor Finishing: - IN ACCORDANCE WITH ACI 301, ACI 302.1R AND ACI 117 - STEEL TROWEL SURFACES THAT ARE SCHEDULED TO BE LEFT EXPOSED - APPLY SLIP RESISTANT FINISH TO SCHEDULED FLOOR SURFACES IN ACCORDANCE WITH MFG INSTRUCTIONS -APPLY SEALER TO FLOOR SURFACES IN ACCORDANCE WITH MANUFACTURER'S INSTRUCTIONS Notes: - MULTIPLE COATS TO ENSURE FULL COVERAGE AND CONSISTANT SHEEN - CONTRACTOR TO SUBMIT THREE SAMPLES TO INTERIOR DESIGNER WITH DIFFERENT SHEEN LEVEL FOR REVIEW AND APPROVAL - MUST BE SUITABLE FOR CONTRACT USE - MUST BE SUITABLE FOR WET LOCATIONS - FINISH SHOULD BE HEAT, STAIN & SCRATCH RESISTANT. Location: COUNTERTOP AT COMFORT STATION 2</p>	<p>TO BID Contact Default</p> <p>TO BID Contact Default</p>	<p>-MANUFACTURER MUST CHECK FOR FLAWS AND NOTIFY PRIOR TO FABRICATION. -MUST BE CONTRACT QUALITY & SUITABLE FOR COMMERCIAL INSTALLATION. -FINISHED MILLWORK AND VENEER PRODUCTS TO BE PREMIUM GRADE. -CONTRACTOR TO REFER TO MANUFACTURER'S INSTRUCTIONS FOR INSTALLATION. -CONTRACTOR TO SUBMIT SAMPLES FOR ID APPROVAL -LEVEL 5 SUBSTRATE REQUIRED -FINISH TO MATCH ID CONTROL SAMPLE ALL MATERIALS TO BE SUITABLE FOR THE LOCAL CLIMATE AND FIT FOR INTENDED PURPOSE. ALL MATERIALS TO BE RESIST UV COLOR CHANGE ALL MATERIALS TO BE TREATED AGAINST ROT, INSECT INFESTATION ETC. ALL MATERIAL TO COMPLY WITH LOCAL FLS CODES FOR COMBUSTIBILITY, SPREAD OF FLAME, ETC. ALL MATERIALS TO COMPLY WITH OPERATOR BRAND STANDARDS AND DESIGN GUIDELINES.</p>	
SF-501	<p>PLASTER WALLS PERFORMANCE Product: TEXTURED HAND TROWELED PLASTER Color / Finish: WHI-08 Finish: SMOOTH Size / Dimensions: PER ID DRAWING Location: PLASTER WALLS AT PERFORMANCE</p>	<p>Clayworks Curry Cross Lanes Unit 5, Higher Bochym Rural Workshops Helston, Cornwall TR12 7AZ GBR P +44 (0)1326 341339 Contact Ger McManus P 323 336 3602 ger@clay-works.com</p> <p>Clayworks USA USA P 323 336 3602 Contact Ger McManus ger@clay-works.com</p>	<p>-MANUFACTURER MUST CHECK FOR FLAWS AND NOTIFY PRIOR TO FABRICATION. -MUST BE CONTRACT QUALITY & SUITABLE FOR COMMERCIAL INSTALLATION. -FINISHED MILLWORK AND VENEER PRODUCTS TO BE PREMIUM GRADE. -CONTRACTOR TO REFER TO MANUFACTURER'S INSTRUCTIONS FOR INSTALLATION. -CONTRACTOR TO SUBMIT SAMPLES FOR ID APPROVAL -LEVEL 5 SUBSTRATE REQUIRED -FINISH TO MATCH ID CONTROL SAMPLE ALL MATERIALS TO BE SUITABLE FOR THE LOCAL CLIMATE AND FIT FOR INTENDED PURPOSE. ALL MATERIALS TO BE RESIST UV COLOR CHANGE ALL MATERIALS TO BE TREATED AGAINST ROT, INSECT INFESTATION ETC. ALL MATERIAL TO COMPLY WITH LOCAL FLS CODES FOR COMBUSTIBILITY, SPREAD OF FLAME, ETC. ALL MATERIALS TO COMPLY WITH OPERATOR BRAND STANDARDS AND DESIGN GUIDELINES.</p>	
Stone				
ST-101	<p>CALACATTA GOLD GOLF HOUSE Product: CALACATTA GOLD STONE Color / Finish: LEATHERED - TO MATCH ID SAMPLE Thickness: PER ID DRAWINGS Size / Dimensions: PER ID DRAWINGS Grout: LATICRETE - #44 BRIGHT WHITE Grout Size: 1/16" MAX Edge Detail: PER ID DRAWINGS Location: THROUGHOUT GOLF HOUSE</p>	<p>Classic Stone 111 John Street, Suite 2650 New York, NY 10038 USA P 1.212.962.1082 Contact Cengiz Ilhan P (917) 207 9119 C 44 7980 93 8008 cengiz@classicstoneadb.com</p> <p>Classic Stone 111 John Street, Suite 2650 New York, NY 10038 USA P 1.212.962.1082 Contact Cengiz Ilhan C (917) 207-9119 cengiz@classicstoneadb.com</p>	<p>SLAB TO BE 3/4" MIN. THICK TILE TO BE 3/8" MIN. THICK MOSAIC TILE TO BE 3/8" MIN. THICK UNLESS OTHERWISE NOTED. -ALL STONE TO BE SEALED AS REQUIRED. -ACCEPTABLE RANGE OF COLOR/VEINING AND SLAB SELECTION TO BE APPROVED AND/OR SELECTED BY DESIGNER. -STONE TO BE SEALED AND MAINTAINED AS PER VENDOR RECOMMENDATION. -GROUT COLOR TO BE APPROVED BY DESIGNER PRIOR TO INSTALLATION. -MUST MEET ALL LOCAL SLIP COEFFICIENT CODES.</p> <p>-SEE DRAWINGS FOR LOCATIONS AND DETAILS. -ALL MATERIALS TO BE SUITABLE FOR THE LOCAL CLIMATE AND FIT FOR INTENDED PURPOSE. -ALL MATERIALS TO BE RESIST UV COLOR CHANGE -ALL MATERIALS TO COMPLY WITH OPERATOR BRAND STANDARDS AND DESIGN GUIDELINES.</p>	
ST-102	<p>RED LAVASTONE GOLF HOUSE Product: LAVA STONE Color / Finish: CUSTOM COLOR TO MATCH ID SAMPLE Thickness: TBC WITH MANUFACTURER Size / Dimensions: PER ID DRAWINGS Grout: LATICRETE - #46 QUARRY RED Grout Size: 1/16" MAX. Edge Detail: PER ID DRAWINGS Location: BAR DIE AT GOLF HOUSE</p>	<p>Pyrolave Architecture The Barn at Windfallwood Cottage, Windfallwood Common Haslemere, Surrey GU27 3BX GBR P 01428-707154 Contact Geoff Leach Geoff@pyrolave-architecture.com</p> <p>Pyrolave Architecture The Barn at Windfallwood Cottage Windfallwood Common Haslemere, Surrey GU27 3BX GBR P 01428-707154 Contact Geoff Leach Geoff@pyrolave-architecture.com</p>	<p>SLAB TO BE 3/4" MIN. THICK TILE TO BE 3/8" MIN. THICK MOSAIC TILE TO BE 3/8" MIN. THICK UNLESS OTHERWISE NOTED. -ALL STONE TO BE SEALED AS REQUIRED. -ACCEPTABLE RANGE OF COLOR/VEINING AND SLAB SELECTION TO BE APPROVED AND/OR SELECTED BY DESIGNER. -STONE TO BE SEALED AND MAINTAINED AS PER VENDOR RECOMMENDATION. -GROUT COLOR TO BE APPROVED BY DESIGNER PRIOR TO INSTALLATION. -MUST MEET ALL LOCAL SLIP COEFFICIENT CODES.</p> <p>-SEE DRAWINGS FOR LOCATIONS AND DETAILS. -ALL MATERIALS TO BE SUITABLE FOR THE LOCAL CLIMATE AND FIT FOR INTENDED PURPOSE. -ALL MATERIALS TO BE RESIST UV COLOR CHANGE -ALL MATERIALS TO COMPLY WITH OPERATOR BRAND STANDARDS AND DESIGN GUIDELINES.</p>	

CHAMPALIMAUD



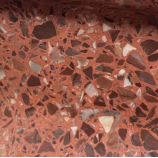

Architectural Finishes Report

Project: Atlantic Fields Golf Programming Project Manual

Project #: 21028.05

Issue Date: SEP 29,2023

By Item Type

Control #	Description	Mfr / Vendor	Special Instructions	Image
ST-103	<p>NEAutral TERRAZZO RESTROOM AT GOLF HOUSE Product: TERRAZZO POURED IN SITU Color: TM#23-1730 Finish: HONED - TO MATCH ID SAMPLE Thickness: 3/4" Transition Strip: 1/4" SCHULTER STRIP, BRUSHED NICKEL Size / Dimensions: PER ID DRAWINGS Location: FLOORING IN RESTROOM AT GOLF HOUSE</p>	<p>Terrazzo & Marble Supply 464 Northgate Parkway Wheeling, IL 60990 USA Contact Cameo Morningstar cmorningstar@tmsupply.com</p> <p>Terrazzo & Marble Supply 464 Northgate Parkway Wheeling, IL 60990 USA Contact Cameo Morningstar cmorningstar@tmsupply.com</p>	<p>SLAB TO BE 3/4" MIN. THICK TILE TO BE 3/8" MIN. THICK MOSAIC TILE TO BE 3/8" MIN. THICK UNLESS OTHERWISE NOTED. -ALL STONE TO BE SEALED AS REQUIRED. -ACCEPTABLE RANGE OF COLOR/VEINING AND SLAB SELECTION TO BE APPROVED AND/OR SELECTED BY DESIGNER. -STONE TO BE SEALED AND MAINTAINED AS PER VENDOR RECOMMENDATION. -GROUT COLOR TO BE APPROVED BY DESIGNER PRIOR TO INSTALLATION. -MUST MEET ALL LOCAL SLIP COEFFICIENT CODES.</p> <p>-SEE DRAWINGS FOR LOCATIONS AND DETAILS. -ALL MATERIALS TO BE SUITABLE FOR THE LOCAL CLIMATE AND FIT FOR INTENDED PURPOSE. -ALL MATERIALS TO BE RESIST UV COLOR CHANGE -ALL MATERIALS TO COMPLY WITH OPERATOR BRAND STANDARDS AND DESIGN GUIDELINES.</p>	
ST-104	<p>TRAVERTINE GOLF HOUSE Product: LEVANT VEIN CUT LVC TRAVERTINE - TO MATCH EXTERIOR CLADDING STONE PER OKA Color / Finish: HONED - TO MATCH ID SAMPLE Thickness: THICKNESS VARRIES FROM 3/8" TO 1/2" Size / Dimensions: PER ID DRAWINGS Grout: LATICRETE - #44 BRIGHT WHITE Grout Size: 1/16" MAX Edge Detail: PER ID DRAWINGS Location: INTERIOR WALLS THROUGHOUT GOLF HOUSE</p>	<p>TBD Contact Default</p> <p>TBD Contact Default</p>	<p>SLAB TO BE 3/4" MIN. THICK TILE TO BE 3/8" MIN. THICK MOSAIC TILE TO BE 3/8" MIN. THICK UNLESS OTHERWISE NOTED. -ALL STONE TO BE SEALED AS REQUIRED. -ACCEPTABLE RANGE OF COLOR/VEINING AND SLAB SELECTION TO BE APPROVED AND/OR SELECTED BY DESIGNER. -STONE TO BE SEALED AND MAINTAINED AS PER VENDOR RECOMMENDATION. -GROUT COLOR TO BE APPROVED BY DESIGNER PRIOR TO INSTALLATION. -MUST MEET ALL LOCAL SLIP COEFFICIENT CODES.</p> <p>-SEE DRAWINGS FOR LOCATIONS AND DETAILS. -ALL MATERIALS TO BE SUITABLE FOR THE LOCAL CLIMATE AND FIT FOR INTENDED PURPOSE. -ALL MATERIALS TO BE RESIST UV COLOR CHANGE -ALL MATERIALS TO COMPLY WITH OPERATOR BRAND STANDARDS AND DESIGN GUIDELINES.</p>	
ST-105	<p>RED TERRAZZO GOLF HOUSE Product: TERRAZZO POURED IN SITU Color: RED EPOXY BACKGROUND TO MATCH CONCRETE FLOOR (SF-101) WITH WHITE AGREGATE OF VARIOUS SIZES Finish: TO MATCH ID SAMPLE Thickness: 3/4" Transition Strip: 1/4" SCHULTER STRIP, BRUSHED NICKEL Size / Dimensions: PER ID DRAWINGS Location: FLOORING DETAILS AT GOLF HOUSE</p>	<p>Terrazzo & Marble Supply 464 Northgate Parkway Wheeling, IL 60990 USA Contact Cameo Morningstar cmorningstar@tmsupply.com</p> <p>Terrazzo & Marble Supply 464 Northgate Parkway Wheeling, IL 60990 USA Contact Cameo Morningstar cmorningstar@tmsupply.com</p>	<p>SLAB TO BE 3/4" MIN. THICK TILE TO BE 3/8" MIN. THICK MOSAIC TILE TO BE 3/8" MIN. THICK UNLESS OTHERWISE NOTED. -ALL STONE TO BE SEALED AS REQUIRED. -ACCEPTABLE RANGE OF COLOR/VEINING AND SLAB SELECTION TO BE APPROVED AND/OR SELECTED BY DESIGNER. -STONE TO BE SEALED AND MAINTAINED AS PER VENDOR RECOMMENDATION. -GROUT COLOR TO BE APPROVED BY DESIGNER PRIOR TO INSTALLATION. -MUST MEET ALL LOCAL SLIP COEFFICIENT CODES.</p> <p>-SEE DRAWINGS FOR LOCATIONS AND DETAILS. -ALL MATERIALS TO BE SUITABLE FOR THE LOCAL CLIMATE AND FIT FOR INTENDED PURPOSE. -ALL MATERIALS TO BE RESIST UV COLOR CHANGE -ALL MATERIALS TO COMPLY WITH OPERATOR BRAND STANDARDS AND DESIGN GUIDELINES.</p>	
ST-106	<p>RED TRAVERTINE GOLF HOUSE Product: RED TRAVERTINE Color / Finish: HONED / FILLED Thickness: 3/4" Size / Dimensions: PER ID DRAWINGS Grout: LATICRETE - #58 Grout Size: 1/16" MAX Location: COUNTERTOP IN RESTROOM AT SHORT COURSE</p>	<p>Classic Stone 111 John Street, Suite 2650 New York, NY 10038 USA P 1.212.962.1082 Contact Cengiz Ilhan P (917) 207 9119 C 44 7980 93 8008 cengiz@classicstoneadb.com</p> <p>Classic Stone 111 John Street, Suite 2650 New York, NY 10038 USA P 1.212.962.1082 Contact Cengiz Ilhan C (917) 207-9119 cengiz@classicstoneadb.com</p>	<p>SLAB TO BE 3/4" MIN. THICK TILE TO BE 3/8" MIN. THICK MOSAIC TILE TO BE 3/8" MIN. THICK UNLESS OTHERWISE NOTED. -ALL STONE TO BE SEALED AS REQUIRED. -ACCEPTABLE RANGE OF COLOR/VEINING AND SLAB SELECTION TO BE APPROVED AND/OR SELECTED BY DESIGNER. -STONE TO BE SEALED AND MAINTAINED AS PER VENDOR RECOMMENDATION. -GROUT COLOR TO BE APPROVED BY DESIGNER PRIOR TO INSTALLATION. -MUST MEET ALL LOCAL SLIP COEFFICIENT CODES.</p> <p>-SEE DRAWINGS FOR LOCATIONS AND DETAILS. -ALL MATERIALS TO BE SUITABLE FOR THE LOCAL CLIMATE AND FIT FOR INTENDED PURPOSE. -ALL MATERIALS TO BE RESIST UV COLOR CHANGE -ALL MATERIALS TO COMPLY WITH OPERATOR BRAND STANDARDS AND DESIGN GUIDELINES.</p>	

CHAMPALIMAUD





Architectural Finishes Report

Project: Atlantic Fields Golf Programming Project Manual

Project #: 21028.05

Issue Date: SEP 29,2023

By Item Type

Control #	Description	Mfr / Vendor	Special Instructions	Image
ST-201	<p>BASALT COMFORT STATION 1 Product: BASALT STONE Color / Finish: LEATHERED - TO MATCH ID SAMPLE Thickness: 7/8" THICK Size / Dimensions: PER ID DRAWINGS Grout: LATICRETE - #22 MIDNIGHT BLACK Grout Size: 1/16" MAX Edge Detail: PER ID DRAWINGS Location: THROUGHOUT COMFORT STATION 1</p>	<p>Classic Stone 111 John Street, Suite 2650 New York, NY 10038 USA P 1.212.962.1082 Contact Cengiz Ilhan P (917) 207 9119 C 44 7980 93 8008 cengiz@classicstoneadb.com</p> <p>Classic Stone 111 John Street, Suite 2650 New York, NY 10038 USA P 1.212.962.1082 Contact Cengiz Ilhan C (917) 207-9119 cengiz@classicstoneadb.com</p>	<p>SLAB TO BE 3/4" MIN. THICK TILE TO BE 3/8" MIN. THICK MOSAIC TILE TO BE 3/8" MIN. THICK UNLESS OTHERWISE NOTED. -ALL STONE TO BE SEALED AS REQUIRED. -ACCEPTABLE RANGE OF COLOR/VEINING AND SLAB SELECTION TO BE APPROVED AND/OR SELECTED BY DESIGNER. -STONE TO BE SEALED AND MAINTAINED AS PER VENDOR RECOMMENDATION. -GROUT COLOR TO BE APPROVED BY DESIGNER PRIOR TO INSTALLATION. -MUST MEET ALL LOCAL SLIP COEFFICIENT CODES.</p> <p>-SEE DRAWINGS FOR LOCATIONS AND DETAILS. -ALL MATERIALS TO BE SUITABLE FOR THE LOCAL CLIMATE AND FIT FOR INTENDED PURPOSE. -ALL MATERIALS TO BE RESIST UV COLOR CHANGE -ALL MATERIALS TO COMPLY WITH OPERATOR BRAND STANDARDS AND DESIGN GUIDELINES.</p>	
ST-301	<p>TERRAZZO COMFORT STATION 2 Product: TERRAZZO POURED IN SITU Color / Finish: HONED - TO MATCH ID SAMPLE Thickness: 3/4" Transition Strip: 1/4" SCHULTER STRIP, BRUSHED NICKEL Size / Dimensions: PER ID DRAWINGS Location: FLOORING AT GOLF HOUSE</p>	<p>Terrazzo & Marble Supply 464 Northgate Parkway Wheeling, IL 60990 USA Contact Cameo Morningstar cmorningstar@tmsupply.com</p> <p>Terrazzo & Marble Supply 464 Northgate Parkway Wheeling, IL 60990 USA Contact Cameo Morningstar cmorningstar@tmsupply.com</p>	<p>SLAB TO BE 3/4" MIN. THICK TILE TO BE 3/8" MIN. THICK MOSAIC TILE TO BE 3/8" MIN. THICK UNLESS OTHERWISE NOTED. -ALL STONE TO BE SEALED AS REQUIRED. -ACCEPTABLE RANGE OF COLOR/VEINING AND SLAB SELECTION TO BE APPROVED AND/OR SELECTED BY DESIGNER. -STONE TO BE SEALED AND MAINTAINED AS PER VENDOR RECOMMENDATION. -GROUT COLOR TO BE APPROVED BY DESIGNER PRIOR TO INSTALLATION. -MUST MEET ALL LOCAL SLIP COEFFICIENT CODES.</p> <p>-SEE DRAWINGS FOR LOCATIONS AND DETAILS. -ALL MATERIALS TO BE SUITABLE FOR THE LOCAL CLIMATE AND FIT FOR INTENDED PURPOSE. -ALL MATERIALS TO BE RESIST UV COLOR CHANGE -ALL MATERIALS TO COMPLY WITH OPERATOR BRAND STANDARDS AND DESIGN GUIDELINES.</p>	
ST-302	<p>CALACATTA GOLD RESTROOM AT COMFORT STATION 2 Product: CALACATTA GOLD STONE Color / Finish: POLISHED - TO MATCH ID SAMPLE Thickness: PER ID DRAWINGS Size / Dimensions: PER ID DRAWINGS Grout: LATICRETE - #44 BRIGHT WHITE Grout Size: 1/16" MAX Edge Detail: PER ID DRAWINGS Location: COUNTER TOP IN RESTROOM AT COMFORT STATION 2</p>	<p>Classic Stone 111 John Street, Suite 2650 New York, NY 10038 USA P 1.212.962.1082 Contact Cengiz Ilhan P (917) 207 9119 C 44 7980 93 8008 cengiz@classicstoneadb.com</p> <p>Classic Stone 111 John Street, Suite 2650 New York, NY 10038 USA P 1.212.962.1082 Contact Cengiz Ilhan C (917) 207-9119 cengiz@classicstoneadb.com</p>	<p>SLAB TO BE 3/4" MIN. THICK TILE TO BE 3/8" MIN. THICK MOSAIC TILE TO BE 3/8" MIN. THICK UNLESS OTHERWISE NOTED. -ALL STONE TO BE SEALED AS REQUIRED. -ACCEPTABLE RANGE OF COLOR/VEINING AND SLAB SELECTION TO BE APPROVED AND/OR SELECTED BY DESIGNER. -STONE TO BE SEALED AND MAINTAINED AS PER VENDOR RECOMMENDATION. -GROUT COLOR TO BE APPROVED BY DESIGNER PRIOR TO INSTALLATION. -MUST MEET ALL LOCAL SLIP COEFFICIENT CODES.</p> <p>-SEE DRAWINGS FOR LOCATIONS AND DETAILS. -ALL MATERIALS TO BE SUITABLE FOR THE LOCAL CLIMATE AND FIT FOR INTENDED PURPOSE. -ALL MATERIALS TO BE RESIST UV COLOR CHANGE -ALL MATERIALS TO COMPLY WITH OPERATOR BRAND STANDARDS AND DESIGN GUIDELINES.</p>	
ST-501	<p>CALACATTA TURQUOISE PERFORMANCE Product: CALACATTA TURQUOISE Color / Finish: POLISHED - TO MATCH ID SAMPLE Thickness: PER ID DRAWINGS Size / Dimensions: PER ID DRAWINGS Grout: LATICRETE - #44 BRIGHT WHITE Grout Size: 1/16" MAX Edge Detail: PER ID DRAWINGS Location: SERVICE STATIONS AT PERFORMANCE</p>	<p>Classic Stone 111 John Street, Suite 2650 New York, NY 10038 USA P 1.212.962.1082 Contact Cengiz Ilhan P (917) 207 9119 C 44 7980 93 8008 cengiz@classicstoneadb.com</p> <p>Classic Stone 111 John Street, Suite 2650 New York, NY 10038 USA P 1.212.962.1082 Contact Cengiz Ilhan C (917) 207-9119 cengiz@classicstoneadb.com</p>	<p>SLAB TO BE 3/4" MIN. THICK TILE TO BE 3/8" MIN. THICK MOSAIC TILE TO BE 3/8" MIN. THICK UNLESS OTHERWISE NOTED. -ALL STONE TO BE SEALED AS REQUIRED. -ACCEPTABLE RANGE OF COLOR/VEINING AND SLAB SELECTION TO BE APPROVED AND/OR SELECTED BY DESIGNER. -STONE TO BE SEALED AND MAINTAINED AS PER VENDOR RECOMMENDATION. -GROUT COLOR TO BE APPROVED BY DESIGNER PRIOR TO INSTALLATION. -MUST MEET ALL LOCAL SLIP COEFFICIENT CODES.</p> <p>-SEE DRAWINGS FOR LOCATIONS AND DETAILS. -ALL MATERIALS TO BE SUITABLE FOR THE LOCAL CLIMATE AND FIT FOR INTENDED PURPOSE. -ALL MATERIALS TO BE RESIST UV COLOR CHANGE -ALL MATERIALS TO COMPLY WITH OPERATOR BRAND STANDARDS AND DESIGN GUIDELINES.</p>	

CHAMPALIMAUD






Architectural Finishes Report

Project: Atlantic Fields Golf Programming Project Manual

Project #: 21028.05

Issue Date: SEP 29,2023

By Item Type

Control #	Description	Mfr / Vendor	Special Instructions	Image
ST-502	<p>BIANCO DOLOMITI PERFORMANCE Product: BIANCO DOLOMITI Color / Finish: HONED - TO MATCH ID SAMPLE Thickness: PER ID DRAWINGS Size / Dimensions: PER ID DRAWINGS Grout: LATICRETE - #44 BRIGHT WHITE Grout Size: 1/16" MAX Edge Detail: PER ID DRAWINGS Location: COUNTER TOPS AND SHOWER WALLS IN RESTROOM AT PERFORMANCE</p>	<p>Classic Stone 111 John Street, Suite 2650 New York, NY 10038 USA P 1.212.962.1082 Contact Cengiz Ilhan P (917) 207 9119 C 44 7980 93 8008 cengiz@classicstoneadb.com</p> <p>Classic Stone 111 John Street, Suite 2650 New York, NY 10038 USA P 1.212.962.1082 Contact Cengiz Ilhan C (917) 207-9119 cengiz@classicstoneadb.com</p>	<p>SLAB TO BE ¾" MIN. THICK TILE TO BE 3/8" MIN. THICK MOSAIC TILE TO BE 3/8" MIN. THICK UNLESS OTHERWISE NOTED. -ALL STONE TO BE SEALED AS REQUIRED. -ACCEPTABLE RANGE OF COLOR/VEINING AND SLAB SELECTION TO BE APPROVED AND/OR SELECTED BY DESIGNER. -STONE TO BE SEALED AND MAINTAINED AS PER VENDOR RECOMMENDATION. -GROUT COLOR TO BE APPROVED BY DESIGNER PRIOR TO INSTALLATION. -MUST MEET ALL LOCAL SLIP COEFFICIENT CODES. -SEE DRAWINGS FOR LOCATIONS AND DETAILS. -ALL MATERIALS TO BE SUITABLE FOR THE LOCAL CLIMATE AND FIT FOR INTENDED PURPOSE. -ALL MATERIALS TO BE RESIST UV COLOR CHANGE -ALL MATERIALS TO COMPLY WITH OPERATOR BRAND STANDARDS AND DESIGN GUIDELINES.</p>	
ST-503	<p>BLUE LAVA STONE PERFORMANCE Product: LAVA STONE Color / Finish: AIGUE MARINE Thickness: TBC WITH MANUFACTURER Size / Dimensions: PER ID DRAWINGS Grout: LATICRETE - #44 BRIGHT WHITE Grout Size: 1/16" MAX. Edge Detail: PER ID DRAWINGS Location: COUNTERTOP AND BACKSPLASH AT GOLF HOUSE</p>	<p>Pyrolave Architecture The Barn at Windfallwood Cottage, Windfallwood Common Haslemere, Surrey GU27 3BX GBR P 01428-707154 Contact Geoff Leach Geoff@pyrolave-architecture.com</p> <p>Pyrolave Architecture The Barn at Windfallwood Cottage Windfallwood Common Haslemere, Surrey GU27 3BX GBR P 01428-707154 Contact Geoff Leach Geoff@pyrolave-architecture.com</p>	<p>SLAB TO BE ¾" MIN. THICK TILE TO BE 3/8" MIN. THICK MOSAIC TILE TO BE 3/8" MIN. THICK UNLESS OTHERWISE NOTED. -ALL STONE TO BE SEALED AS REQUIRED. -ACCEPTABLE RANGE OF COLOR/VEINING AND SLAB SELECTION TO BE APPROVED AND/OR SELECTED BY DESIGNER. -STONE TO BE SEALED AND MAINTAINED AS PER VENDOR RECOMMENDATION. -GROUT COLOR TO BE APPROVED BY DESIGNER PRIOR TO INSTALLATION. -MUST MEET ALL LOCAL SLIP COEFFICIENT CODES. -SEE DRAWINGS FOR LOCATIONS AND DETAILS. -ALL MATERIALS TO BE SUITABLE FOR THE LOCAL CLIMATE AND FIT FOR INTENDED PURPOSE. -ALL MATERIALS TO BE RESIST UV COLOR CHANGE -ALL MATERIALS TO COMPLY WITH OPERATOR BRAND STANDARDS AND DESIGN GUIDELINES.</p>	
Tile				
T-101	<p>BLUE TILE RESTROOM AT GOLF HOUSE Product: ELEMENTS FIELD TILE Color / Finish: G2073 LAPIS IN STONEWARE Thickness: 3/8" Size / Dimensions: 8 X 8 - VERTICAL Grout: LATICRETE - #53 TWILIGHT BLUE Grout Size: 1/16" MAX Notes: SEE ID DRAWINGS FOR LAYOUT Location: WALL TILE IN RESTROOM AT GOLF HOUSE</p>	<p>Ann Sacks 37 East 18 Street New York, NY 10003 USA P (212) 529-2800 Contact Denise Keller denise.keller@annsacks.com</p> <p>Ann Sacks 37 East 18th Street New York, NY 10003 USA P (212) 529-2800 Contact Debra Adase P 212.529.2800 Debra.Adase@annsacks.com</p>	<p>-SEE DRAWINGS FOR PATTERN -SEE DRAWINGS FOR LOCATIONS AND DETAILS -ACCEPTABLE RANGE OF COLOR TO BE APPROVED BY DESIGNER -TILE TO BE MAINTAINED AS PER VENDOR RECOMMENDATION. -GROUT COLOR TO BE APPROVED BY DESIGNER PRIOR TO INSTALLATION. -SEE DRAWING FOR CUT SIZES. MUST MEET ALL LOCAL SLIP COEFFICIENT CODES. -ALL MATERIALS TO BE SUITABLE FOR THE LOCAL CLIMATE AND FIT FOR INTENDED PURPOSE. -ALL MATERIALS TO BE RESIST UV COLOR CHANGE -ALL MATERIALS TO COMPLY WITH OPERATOR BRAND STANDARDS AND DESIGN GUIDELINES.</p>	
T-102	<p>ACCENT PEAK TILE RESTROOM AT GOLF HOUSE Product: PEAK FIELD TILE Color / Finish: LAPIS Thickness: 3/8" Size / Dimensions: 8 X 8 - VERTICAL Grout: LATICRETE - #53 TWILIGHT BLUE Grout Size: 1/16" MAX Notes: SEE ID DRAWINGS FOR LAYOUT Location: ACCENT TILE IN RESTROOM AT GOLF HOUSE</p>	<p>Ann Sacks 37 East 18 Street New York, NY 10003 USA P (212) 529-2800 Contact Denise Keller denise.keller@annsacks.com</p> <p>Ann Sacks 37 East 18th Street New York, NY 10003 USA P (212) 529-2800 Contact Debra Adase P 212.529.2800 Debra.Adase@annsacks.com</p>	<p>-SEE DRAWINGS FOR PATTERN -SEE DRAWINGS FOR LOCATIONS AND DETAILS -ACCEPTABLE RANGE OF COLOR TO BE APPROVED BY DESIGNER -TILE TO BE MAINTAINED AS PER VENDOR RECOMMENDATION. -GROUT COLOR TO BE APPROVED BY DESIGNER PRIOR TO INSTALLATION. -SEE DRAWING FOR CUT SIZES. MUST MEET ALL LOCAL SLIP COEFFICIENT CODES. -ALL MATERIALS TO BE SUITABLE FOR THE LOCAL CLIMATE AND FIT FOR INTENDED PURPOSE. -ALL MATERIALS TO BE RESIST UV COLOR CHANGE -ALL MATERIALS TO COMPLY WITH OPERATOR BRAND STANDARDS AND DESIGN GUIDELINES.</p>	
T-103	<p>ACCENT VALLEY TILE RESTROOM AT GOLF HOUSE Product: VALLEY FIELD TILE Color / Finish: LAPIS Thickness: 3/8" Size / Dimensions: 8 X 8 - VERTICAL Grout: LATICRETE - #53 TWILIGHT BLUE Grout Size: 1/16" MAX Notes: SEE ID DRAWINGS FOR LAYOUT Location: ACCENT TILE IN RESTROOM AT GOLF HOUSE</p>	<p>Ann Sacks 37 East 18 Street New York, NY 10003 USA P (212) 529-2800 Contact Denise Keller denise.keller@annsacks.com</p> <p>Ann Sacks 37 East 18th Street New York, NY 10003 USA P (212) 529-2800 Contact Debra Adase P 212.529.2800 Debra.Adase@annsacks.com</p>	<p>-SEE DRAWINGS FOR PATTERN -SEE DRAWINGS FOR LOCATIONS AND DETAILS -ACCEPTABLE RANGE OF COLOR TO BE APPROVED BY DESIGNER -TILE TO BE MAINTAINED AS PER VENDOR RECOMMENDATION. -GROUT COLOR TO BE APPROVED BY DESIGNER PRIOR TO INSTALLATION. -SEE DRAWING FOR CUT SIZES. MUST MEET ALL LOCAL SLIP COEFFICIENT CODES. -ALL MATERIALS TO BE SUITABLE FOR THE LOCAL CLIMATE AND FIT FOR INTENDED PURPOSE. -ALL MATERIALS TO BE RESIST UV COLOR CHANGE -ALL MATERIALS TO COMPLY WITH OPERATOR BRAND STANDARDS AND DESIGN GUIDELINES.</p>	

CHAMPALIMAUD

Architectural Finishes Report

Project: Atlantic Fields Golf Programming Project Manual

Project #: 21028.05

Issue Date: SEP 29,2023

By Item Type

Control #	Description	Mfr / Vendor	Special Instructions	Image
T-104	OPEN ITEM - NOT IN USE		<ul style="list-style-type: none"> -SEE DRAWINGS FOR PATTERN -SEE DRAWINGS FOR LOCATIONS AND DETAILS -ACCEPTABLE RANGE OF COLOR TO BE APPROVED BY DESIGNER -TILE TO BE MAINTAINED AS PER VENDOR RECOMMENDATION. -GROUT COLOR TO BE APPROVED BY DESIGNER PRIOR TO INSTALLATION. -SEE DRAWING FOR CUT SIZES. MUST MEET ALL LOCAL SLIP COEFFICIENT CODES. -ALL MATERIALS TO BE SUITABLE FOR THE LOCAL CLIMATE AND FIT FOR INTENDED PURPOSE. -ALL MATERIALS TO BE RESIST UV COLOR CHANGE -ALL MATERIALS TO COMPLY WITH OPERATOR BRAND STANDARDS AND DESIGN GUIDELINES. 	
T-105	<p>QUARRY TILE BAR AT GOLF HOUSE</p> <p>Product: QUARRY TILE</p> <p>Color / Finish: OQ48 ARID FLASH</p> <p>Thickness: 1/2" THICK</p> <p>Size / Dimensions: 6"x6"</p> <p>Grout: LATICRETE, #34 SANDSTONE</p> <p>Grout Size: 1/16" MAX.</p> <p>Notes: SEE ID DRAWINGS FOR LAYOUT</p> <p>Location: BACK BAR FLOORING AT GOLF HOUSE</p>	<p>Daltile</p> <p>49 E 21st</p> <p>New York , NY 10010 USA</p> <p>P (212) 471-0256</p> <p>Contact John Roberts</p> <p>C 9177832688</p> <p>john.roberts@daltile.com</p> <p>Daltile</p> <p>49 E 21st</p> <p>New York , NY 10010 USA</p> <p>P (212) 471-0256</p> <p>Contact Francisco Bautista</p> <p>C 212.471.0256</p> <p>Francisco.bautista@daltile.com</p>	<ul style="list-style-type: none"> -SEE DRAWINGS FOR PATTERN -SEE DRAWINGS FOR LOCATIONS AND DETAILS -ACCEPTABLE RANGE OF COLOR TO BE APPROVED BY DESIGNER -TILE TO BE MAINTAINED AS PER VENDOR RECOMMENDATION. -GROUT COLOR TO BE APPROVED BY DESIGNER PRIOR TO INSTALLATION. -SEE DRAWING FOR CUT SIZES. MUST MEET ALL LOCAL SLIP COEFFICIENT CODES. -ALL MATERIALS TO BE SUITABLE FOR THE LOCAL CLIMATE AND FIT FOR INTENDED PURPOSE. -ALL MATERIALS TO BE RESIST UV COLOR CHANGE -ALL MATERIALS TO COMPLY WITH OPERATOR BRAND STANDARDS AND DESIGN GUIDELINES. 	
T-201	<p>GREEN TILE COMFORT STATION 1</p> <p>Product: SUBWAY TILE</p> <p>Color / Finish: KELP FOREST - GLOSSY</p> <p>Thickness: 3/8"</p> <p>Size / Dimensions: 2 X 8 - VERTICAL</p> <p>Grout: LATICRETE - #35 MOCHA</p> <p>Grout Size: 1/16" MAX</p> <p>Notes: SEE ID DRAWINGS FOR LAYOUT</p> <p>Location: WALL TILE AT COMFORT STATION 1</p>	<p>Zia Tile</p> <p>USA</p> <p>Contact Default</p> <p>P 310-244-1170</p> <p>orders@ziatile.com</p> <p>Zia Tile</p> <p>USA</p> <p>Contact Default</p>	<ul style="list-style-type: none"> -SEE DRAWINGS FOR PATTERN -SEE DRAWINGS FOR LOCATIONS AND DETAILS -ACCEPTABLE RANGE OF COLOR TO BE APPROVED BY DESIGNER -TILE TO BE MAINTAINED AS PER VENDOR RECOMMENDATION. -GROUT COLOR TO BE APPROVED BY DESIGNER PRIOR TO INSTALLATION. -SEE DRAWING FOR CUT SIZES. MUST MEET ALL LOCAL SLIP COEFFICIENT CODES. -ALL MATERIALS TO BE SUITABLE FOR THE LOCAL CLIMATE AND FIT FOR INTENDED PURPOSE. -ALL MATERIALS TO BE RESIST UV COLOR CHANGE -ALL MATERIALS TO COMPLY WITH OPERATOR BRAND STANDARDS AND DESIGN GUIDELINES. 	
T-202	<p>TERRACOTTA TILE RESTROOM AT COMFORT STATION 1</p> <p>Product: HANDPRESSED COTTO DARK NATURAL TERRACOTTA TILE</p> <p>Product #: TL80660</p> <p>Color / Finish: DARK NATURAL TERRACOTTA</p> <p>Thickness: 3/8"</p> <p>Size / Dimensions: 6 X 6</p> <p>Grout: LATICRETE - #58</p> <p>Grout Size: 1/16" MAX</p> <p>Notes: SEE ID DRAWINGS FOR LAYOUT</p> <p>Location: FLOORING TILE IN RESTROOM AT COMFORT STATION</p>	<p>Country Floors</p> <p>USA</p> <p>Contact Default</p> <p>Country Floors</p> <p>15 East 16th Street</p> <p>New York, NY 10003 USA</p> <p>P 212-627-8300</p> <p>Contact Arda</p> <p>P 212-627-8300</p> <p>C 973-610-7180</p> <p>arda@countryfloors.com</p>	<ul style="list-style-type: none"> -SEE DRAWINGS FOR PATTERN -SEE DRAWINGS FOR LOCATIONS AND DETAILS -ACCEPTABLE RANGE OF COLOR TO BE APPROVED BY DESIGNER -TILE TO BE MAINTAINED AS PER VENDOR RECOMMENDATION. -GROUT COLOR TO BE APPROVED BY DESIGNER PRIOR TO INSTALLATION. -SEE DRAWING FOR CUT SIZES. MUST MEET ALL LOCAL SLIP COEFFICIENT CODES. -ALL MATERIALS TO BE SUITABLE FOR THE LOCAL CLIMATE AND FIT FOR INTENDED PURPOSE. -ALL MATERIALS TO BE RESIST UV COLOR CHANGE -ALL MATERIALS TO COMPLY WITH OPERATOR BRAND STANDARDS AND DESIGN GUIDELINES. 	
T-203	<p>WHITE TEXTURE TILE RESTROOM AT COMFORT STATION 1</p> <p>Product: SQUARE TILE - SIGNS COLLECTION</p> <p>Product #: T-854</p> <p>Color / Finish: BIANCO LACCATO</p> <p>Thickness: 3/8"</p> <p>Size / Dimensions: 6 X 6</p> <p>Grout: LATICRETE - #44 BRIGHT WHITE</p> <p>Grout Size: 1/16" MAX</p> <p>Notes: SEE ID DRAWINGS FOR LAYOUT</p> <p>Location: WALL TILE IN RESTROOM AT COMFORT STATION 1</p>	<p>Town and Country Surfaces</p> <p>230 Fifth Ave</p> <p>Suite 1714</p> <p>New York, New York 10001 USA</p> <p>P 212 679 0312</p> <p>Contact Default</p> <p>Town and Country Surfaces</p> <p>230 Fifth Ave</p> <p>Suite 1714</p> <p>New York, New York 10001 USA</p> <p>P 212 679 0312</p> <p>Contact Ronni Lieberman</p> <p>P (212) 679.0312</p> <p>C (908) 553.3980</p> <p>ronni@tncsurfaces.com</p>	<ul style="list-style-type: none"> -SEE DRAWINGS FOR PATTERN -SEE DRAWINGS FOR LOCATIONS AND DETAILS -ACCEPTABLE RANGE OF COLOR TO BE APPROVED BY DESIGNER -TILE TO BE MAINTAINED AS PER VENDOR RECOMMENDATION. -GROUT COLOR TO BE APPROVED BY DESIGNER PRIOR TO INSTALLATION. -SEE DRAWING FOR CUT SIZES. MUST MEET ALL LOCAL SLIP COEFFICIENT CODES. -ALL MATERIALS TO BE SUITABLE FOR THE LOCAL CLIMATE AND FIT FOR INTENDED PURPOSE. -ALL MATERIALS TO BE RESIST UV COLOR CHANGE -ALL MATERIALS TO COMPLY WITH OPERATOR BRAND STANDARDS AND DESIGN GUIDELINES. 	
T-204	<p>WHITE BASE TILE RESTROOM AT COMFORT STATION 1</p> <p>Product: CERAMIC TILE</p> <p>Color / Finish: DAISY - MATTE</p> <p>Thickness: 3/8"</p> <p>Size / Dimensions: 2 X 8 - HORIZONTAL</p> <p>Grout: LATICRETE - #44 BRIGHT WHITE</p> <p>Grout Size: 1/16" MAX</p> <p>Notes: SEE ID DRAWINGS FOR LAYOUT</p> <p>Location: WALL BASE TILE IN RESTROOM AT COMFORT STATION 1</p>	<p>Fireclay Tile</p> <p>USA</p> <p>Contact Unha Kim</p> <p>unha@fireclaytile.com</p> <p>Fireclay Tile</p> <p>USA</p> <p>Contact Unha Kim</p> <p>unha@fireclaytile.com</p>	<ul style="list-style-type: none"> -SEE DRAWINGS FOR PATTERN -SEE DRAWINGS FOR LOCATIONS AND DETAILS -ACCEPTABLE RANGE OF COLOR TO BE APPROVED BY DESIGNER -TILE TO BE MAINTAINED AS PER VENDOR RECOMMENDATION. -GROUT COLOR TO BE APPROVED BY DESIGNER PRIOR TO INSTALLATION. -SEE DRAWING FOR CUT SIZES. MUST MEET ALL LOCAL SLIP COEFFICIENT CODES. -ALL MATERIALS TO BE SUITABLE FOR THE LOCAL CLIMATE AND FIT FOR INTENDED PURPOSE. -ALL MATERIALS TO BE RESIST UV COLOR CHANGE -ALL MATERIALS TO COMPLY WITH OPERATOR BRAND STANDARDS AND DESIGN GUIDELINES. 	

CHAMPALIMAUD






Architectural Finishes Report

Project: Atlantic Fields Golf Programming Project Manual

Project #: 21028.05

Issue Date: SEP 29,2023

By Item Type

Control #	Description	Mfr / Vendor	Special Instructions	Image
T-205	<p>WHITE TILE RESTROOM AT COMFORT STATION 1 Product: SQUARE TILE - SIGNS COLLECTION Product #: T-854 Color / Finish: BIANCO LACCATO PLAIN Thickness: 3/8" Size / Dimensions: 6 X 6 Grout: LATICRETE - #44 BRIGHT WHITE Grout Size: 1/16" MAX Notes: SEE ID DRAWINGS FOR LAYOUT Location: WALL TILE IN RESTROOM AT COMFORT STATION 1</p>	<p>Town and Country Surfaces 230 Fifth Ave Suite 1714 New York, New York 10001 USA P 212 679 0312 Contact Default</p> <p>Town and Country Surfaces 230 Fifth Ave Suite 1714 New York, New York 10001 USA P 212 679 0312 Contact Ronni Lieberman P (212) 679.0312 C (908) 553.3980 ronni@incsurfaces.com</p>	<p>-SEE DRAWINGS FOR PATTERN -SEE DRAWINGS FOR LOCATIONS AND DETAILS -ACCEPTABLE RANGE OF COLOR TO BE APPROVED BY DESIGNER -TILE TO BE MAINTAINED AS PER VENDOR RECOMMENDATION. -GROUT COLOR TO BE APPROVED BY DESIGNER PRIOR TO INSTALLATION. -SEE DRAWING FOR CUT SIZES. MUST MEET ALL LOCAL SLIP COEFFICIENT CODES. -ALL MATERIALS TO BE SUITABLE FOR THE LOCAL CLIMATE AND FIT FOR INTENDED PURPOSE. -ALL MATERIALS TO BE RESIST UV COLOR CHANGE -ALL MATERIALS TO COMPLY WITH OPERATOR BRAND STANDARDS AND DESIGN GUIDELINES.</p>	
T-301	<p>BLUE TILE COMFORT STATION 2 Product: SUBWAY TILE Color / Finish: BLUE ETHERIAL - GLOSSY Thickness: 3/8" Size / Dimensions: 2 X 8 - VERTICAL Grout: LATICRETE - #53 TWILIGHT BLUE Grout Size: 1/16" MAX Notes: SEE ID DRAWINGS FOR LAYOUT Location: WALL TILE AT COMFORT STATION 2</p>	<p>Zia Tile USA Contact Default P 310-244-1170 orders@ziatile.com</p> <p>Zia Tile USA Contact Default</p>	<p>-SEE DRAWINGS FOR PATTERN -SEE DRAWINGS FOR LOCATIONS AND DETAILS -ACCEPTABLE RANGE OF COLOR TO BE APPROVED BY DESIGNER -TILE TO BE MAINTAINED AS PER VENDOR RECOMMENDATION. -GROUT COLOR TO BE APPROVED BY DESIGNER PRIOR TO INSTALLATION. -SEE DRAWING FOR CUT SIZES. MUST MEET ALL LOCAL SLIP COEFFICIENT CODES. -ALL MATERIALS TO BE SUITABLE FOR THE LOCAL CLIMATE AND FIT FOR INTENDED PURPOSE. -ALL MATERIALS TO BE RESIST UV COLOR CHANGE -ALL MATERIALS TO COMPLY WITH OPERATOR BRAND STANDARDS AND DESIGN GUIDELINES.</p>	
T-501	<p>FLOORING TILE RESTROOM AT PERFORMANCE Product: PORCELAIN FLOOR TILE Color / Finish: COVE BREEZE Thickness: 3/8" Size / Dimensions: 12 X 24 Grout: LATICRETE - #44 BRIGHT WHITE Grout Size: 1/16" MAX Location: FLOORING IN RESTROOM AT PERFORMANCE</p>	<p>Atlas Concorde 117 Seaboard Ln f170 Franklin, TN 37067 USA P (615) 661-7200 Contact Default</p> <p>Atlas Concorde 117 Seaboard Ln f170 Franklin, TN 37067 USA P (615) 661-7200 Contact Default</p>	<p>-SEE DRAWINGS FOR PATTERN -SEE DRAWINGS FOR LOCATIONS AND DETAILS -ACCEPTABLE RANGE OF COLOR TO BE APPROVED BY DESIGNER -TILE TO BE MAINTAINED AS PER VENDOR RECOMMENDATION. -GROUT COLOR TO BE APPROVED BY DESIGNER PRIOR TO INSTALLATION. -SEE DRAWING FOR CUT SIZES. MUST MEET ALL LOCAL SLIP COEFFICIENT CODES. -ALL MATERIALS TO BE SUITABLE FOR THE LOCAL CLIMATE AND FIT FOR INTENDED PURPOSE. -ALL MATERIALS TO BE RESIST UV COLOR CHANGE -ALL MATERIALS TO COMPLY WITH OPERATOR BRAND STANDARDS AND DESIGN GUIDELINES.</p>	
T-502	<p>WALL TILE RESTROOM AT PERFORMANCE Product: FORTE BRICK COLLECTION Color / Finish: BROOKLYN GLOSSY Thickness: 3/8" Size / Dimensions: 2 1/4" W x 7 7/8"L Grout: LATICRETE - #44 BRIGHT WHITE Grout Size: 1/8" MAX Notes: SEE ID DRAWINGS FOR LAYOUT Location: RESTROOM WALL TILES AT PERFORMANCE</p>	<p>Country Floors USA Contact Default</p> <p>Country Floors 15 East 16th Street New York, NY 10003 USA P 212-627-8300 Contact Arda P 212-627-8300 C 973-610-7180 arda@countryfloors.com</p>	<p>-SEE DRAWINGS FOR PATTERN -SEE DRAWINGS FOR LOCATIONS AND DETAILS -ACCEPTABLE RANGE OF COLOR TO BE APPROVED BY DESIGNER -TILE TO BE MAINTAINED AS PER VENDOR RECOMMENDATION. -GROUT COLOR TO BE APPROVED BY DESIGNER PRIOR TO INSTALLATION. -SEE DRAWING FOR CUT SIZES. MUST MEET ALL LOCAL SLIP COEFFICIENT CODES. -ALL MATERIALS TO BE SUITABLE FOR THE LOCAL CLIMATE AND FIT FOR INTENDED PURPOSE. -ALL MATERIALS TO BE RESIST UV COLOR CHANGE -ALL MATERIALS TO COMPLY WITH OPERATOR BRAND STANDARDS AND DESIGN GUIDELINES.</p>	
Vinyl Flooring				
VF-501	<p>LVT FLOORING PERFORMANCE Product: LVT - BRANCHING OUT 5MM ACOUSTIC - 4256V Color / Finish: PRAIRIE OAK - 56240 Size / Dimensions: 6"W x 48"L Thickness: 3/16" Location: FLOORING THROUGHOUT PERFORMANCE</p>	<p>Shaw Hospitality USA P 2129537429 Contact Jonathan Goodelman P 7324850775</p> <p>Shaw Hospitality USA P 2129537429 Contact Jonathan Goodelman P 7324850775</p>	<p>-REFER TO PREAMBLE FOR ADDITIONAL SPECIFICATION INSTRUCTIONS. -CONTRACTOR IS RESPONSIBLE FOR CREATING SMOOTH CLEAN SUBFLOOR. -FLOORING MUST BE CLEANED AND MAINTAINED ACCORDING TO MANUFACTURER'S INSTRUCTIONS</p> <p>-FLOORING MUST BE INSTALLED ACCORDING TO MANUFACTURER'S RECOMMENDED METHODS. -CONTRACTOR TO SUBMIT SAMPLES TO ID FOR APPROVAL. ALL MATERIALS TO COMPLY WITH OPERATOR BRAND STANDARDS AND DESIGN GUIDELINES. ALL MATERIAL TO COMPLY WITH LOCAL FLS CODES FOR COMBUSTIBILITY, SPREAD OF FLAME, ETC. ALL MATERIALS TO BE RESIST UV COLOR CHANGE ALL MATERIALS TO BE SUITABLE FOR THE LOCAL CLIMATE AND FIT FOR INTENDED PURPOSE.</p>	
Wood				

CHAMPALIMAUD



Architectural Finishes Report

Project: Atlantic Fields Golf Programming Project Manual

Project #: 21028.05

Issue Date: SEP 29,2023

By Item Type

Control #	Description	Mfr / Vendor	Special Instructions	Image
WD-101	<p>CEILING WOOD GOLF HOUSE Product: HEMLOCK WOOD Color / Finish: NATURAL - CID TO REVIEW AND APPROVE SAMPLES Cut: VERTICAL GRAIN - TONGUE IN GROOVE Installation: CONCEALED FASTENERS Wood Species: HEMLOCK Thickness: 3/4" Plank Width: 6" Plank Length: RANDOM LENGTHS Performance Criteria: - CLASS A MATTE FINISH IN ACCORDANCE WITH ASTM E84 - CLASS A VARNISH SYSTEM BY FLAM CONTROL FIRE RETARDANT - LOW GLOSS Location: CEILING THROUGHOUT GOLF HOUSE</p>	<p>TBD Contact Default</p> <p>TBD Contact Default</p>	<p>-FINISHED MILLWORK AND VENEER PRODUCTS TO BE PREMIUM GRADE. -FABRICATOR TO SUBMIT MILLWORK SHOP DRAWINGS FOR DESIGN APPROVAL PRIOR TO PRODUCTION. -REFER TO PREAMBLE FOR ADDITIONAL WOOD SPECIFICATION INSTRUCTIONS. -3/4" MIN. THICK SOLID WOOD PLANKS WITH SUBFLOORING AND ACOUSTIC/INSULATING UNDERLAYMENT AS REQUIRED, UNLESS OTHERWISE NOTED. -TO HAVE MICRO BEVEL AT EDGES, UNLESS OTHERWISE NOTED. -VENEERS TO BE AA GRADE VENEERS. -CONTRACTOR TO SUBMIT SAMPLES TO ID FOR APPROVAL. -MUST BE CLEANED AND MAINTAINED ACCORDING TO MANUFACTURER'S INSTRUCTIONS. -ALL FINISHES MUST BE FINISHED FOR MAXIMUM DURABILITY AND CONSISTENT THROUGHOUT. -ALL EXPOSED AND VULNERABLE EDGES SHALL BE SOLID WOOD, NO VENEERS. -ALL MATERIALS TO BE SUITABLE FOR THE LOCAL CLIMATE AND FIT FOR INTENDED PURPOSE. -ALL MATERIALS TO BE RESIST UV COLOR CHANGE -ALL MATERIALS TO BE TREATED AGAINST ROT, INSECT INFESTATION ETC. -ALL MATERIAL TO COMPLY WITH LOCAL FLS CODES FOR COMBUSTIBILITY, SPREAD OF FLAME, ETC. -ALL MATERIALS TO COMPLY WITH OPERATOR BRAND STANDARDS AND DESIGN GUIDELINES. -ALL STAINS & SEALANTS MUST BE LOW TO ZERO-VOC</p>	
WD-102	<p>MILLWORK WOOD GOLF HOUSE Product: RIFT CUT LIGHT WHITE OAK - TO MATCH ID SAMPLE Color / Finish: STAIN: NATURAL NON-YELLOWING POLYURETHANE SHEEN: DULL RUBBED CONVERSION VARNISH 10-15% PORES: SEMI OPEN MFG TO PROVIDE SAMPLE FOR ID APPROVAL Size / Dimensions: PER ID DRAWINGS Wood Species: WHITE OAK Location: MILLWORK WOOD AT GOLF HOUSE SERVICE STATIONS</p>	<p>TO BID Contact Default</p> <p>TO BID Contact Default</p>	<p>-FINISHED MILLWORK AND VENEER PRODUCTS TO BE PREMIUM GRADE. -FABRICATOR TO SUBMIT MILLWORK SHOP DRAWINGS FOR DESIGN APPROVAL PRIOR TO PRODUCTION. -REFER TO PREAMBLE FOR ADDITIONAL WOOD SPECIFICATION INSTRUCTIONS. -3/4" MIN. THICK SOLID WOOD PLANKS WITH SUBFLOORING AND ACOUSTIC/INSULATING UNDERLAYMENT AS REQUIRED, UNLESS OTHERWISE NOTED. -TO HAVE MICRO BEVEL AT EDGES, UNLESS OTHERWISE NOTED. -VENEERS TO BE AA GRADE VENEERS. -CONTRACTOR TO SUBMIT SAMPLES TO ID FOR APPROVAL. -MUST BE CLEANED AND MAINTAINED ACCORDING TO MANUFACTURER'S INSTRUCTIONS. -ALL FINISHES MUST BE FINISHED FOR MAXIMUM DURABILITY AND CONSISTENT THROUGHOUT. -ALL EXPOSED AND VULNERABLE EDGES SHALL BE SOLID WOOD, NO VENEERS. -ALL MATERIALS TO BE SUITABLE FOR THE LOCAL CLIMATE AND FIT FOR INTENDED PURPOSE. -ALL MATERIALS TO BE RESIST UV COLOR CHANGE -ALL MATERIALS TO BE TREATED AGAINST ROT, INSECT INFESTATION ETC. -ALL MATERIAL TO COMPLY WITH LOCAL FLS CODES FOR COMBUSTIBILITY, SPREAD OF FLAME, ETC. -ALL MATERIALS TO COMPLY WITH OPERATOR BRAND STANDARDS AND DESIGN GUIDELINES. -ALL STAINS & SEALANTS MUST BE LOW TO ZERO-VOC</p>	

CHAMPALIMAUD



Architectural Finishes Report

Project: Atlantic Fields Golf Programming Project Manual

Project #: 21028.05

Issue Date: SEP 29,2023

By Item Type

Control #	Description	Mfr / Vendor	Special Instructions	Image
WD-103	<p>MILLWORK WOOD RESTROOM AT GOLF HOUSE Product: RIFT CUT WHITE OAK - TO MATCH ID SAMPLE Color / Finish: STAIN: NATURAL NON-YELLOWING POLYURETHANE SHEEN: DULL RUBBED CONVERSION VARNISH 10-15% PORES: SEMI OPEN MFG TO PROVIDE SAMPLE FOR ID APPROVAL Size / Dimensions: PER ID DRAWINGS Wood Species: WHITE OAK Location: MILLWORK WOOD IN RESTROOMS AT GOLF HOUSE</p>	<p>TO BID Contact Default</p> <p>TO BID Contact Default</p>	<p>-FINISHED MILLWORK AND VENEER PRODUCTS TO BE PREMIUM GRADE. -FABRICATOR TO SUBMIT MILLWORK SHOP DRAWINGS FOR DESIGN APPROVAL PRIOR TO PRODUCTION. -REFER TO PREAMBLE FOR ADDITIONAL WOOD SPECIFICATION INSTRUCTIONS. -3/4" MIN. THICK SOLID WOOD PLANKS WITH SUBFLOORING AND ACOUSTIC/INSULATING UNDERLAYMENT AS REQUIRED, UNLESS OTHERWISE NOTED. -TO HAVE MICRO BEVEL AT EDGES, UNLESS OTHERWISE NOTED. -VENEERS TO BE AA GRADE VENEERS. -CONTRACTOR TO SUBMIT SAMPLES TO ID FOR APPROVAL. -MUST BE CLEANED AND MAINTAINED ACCORDING TO MANUFACTURER'S INSTRUCTIONS. -ALL FINISHES MUST BE FINISHED FOR MAXIMUM DURABILITY AND CONSISTENT THROUGHOUT. -ALL EXPOSED AND VULNERABLE EDGES SHALL BE SOLID WOOD, NO VENEERS. -ALL MATERIALS TO BE SUITABLE FOR THE LOCAL CLIMATE AND FIT FOR INTENDED PURPOSE. -ALL MATERIALS TO BE RESIST UV COLOR CHANGE -ALL MATERIALS TO BE TREATED AGAINST ROT, INSECT INFESTATION ETC. -ALL MATERIAL TO COMPLY WITH LOCAL FLS CODES FOR COMBUSTIBILITY, SPREAD OF FLAME, ETC. -ALL MATERIALS TO COMPLY WITH OPERATOR BRAND STANDARDS AND DESIGN GUIDELINES. -ALL STAINS & SEALANTS MUST BE LOW TO ZERO-VOC</p>	
WD-104	<p>BLUE MILWORK WOOD RESTROOM AT GOLF HOUSE Product: TABU NATURAL & DYED ASH Color / Finish: BLUE - 26.038 Size / Dimensions: PER ID DRAWINGS Wood Species: ASH Finish: PROTECTION COAT OF NON-YELLOWING POLYURETHANE Location: MILLWORK IN RESTROOM AT GOLF HOUSE</p>		<p>-FINISHED MILLWORK AND VENEER PRODUCTS TO BE PREMIUM GRADE. -FABRICATOR TO SUBMIT MILLWORK SHOP DRAWINGS FOR DESIGN APPROVAL PRIOR TO PRODUCTION. -REFER TO PREAMBLE FOR ADDITIONAL WOOD SPECIFICATION INSTRUCTIONS. -3/4" MIN. THICK SOLID WOOD PLANKS WITH SUBFLOORING AND ACOUSTIC/INSULATING UNDERLAYMENT AS REQUIRED, UNLESS OTHERWISE NOTED. -TO HAVE MICRO BEVEL AT EDGES, UNLESS OTHERWISE NOTED. -VENEERS TO BE AA GRADE VENEERS. -CONTRACTOR TO SUBMIT SAMPLES TO ID FOR APPROVAL. -MUST BE CLEANED AND MAINTAINED ACCORDING TO MANUFACTURER'S INSTRUCTIONS. -ALL FINISHES MUST BE FINISHED FOR MAXIMUM DURABILITY AND CONSISTENT THROUGHOUT. -ALL EXPOSED AND VULNERABLE EDGES SHALL BE SOLID WOOD, NO VENEERS. -ALL MATERIALS TO BE SUITABLE FOR THE LOCAL CLIMATE AND FIT FOR INTENDED PURPOSE. -ALL MATERIALS TO BE RESIST UV COLOR CHANGE -ALL MATERIALS TO BE TREATED AGAINST ROT, INSECT INFESTATION ETC. -ALL MATERIAL TO COMPLY WITH LOCAL FLS CODES FOR COMBUSTIBILITY, SPREAD OF FLAME, ETC. -ALL MATERIALS TO COMPLY WITH OPERATOR BRAND STANDARDS AND DESIGN GUIDELINES. -ALL STAINS & SEALANTS MUST BE LOW TO ZERO-VOC</p>	

CHAMPALIMAUD



Architectural Finishes Report

Project: Atlantic Fields Golf Programming Project Manual

Project #: 21028.05

Issue Date: SEP 29,2023

By Item Type

Control #	Description	Mfr / Vendor	Special Instructions	Image
WD-105	<p>WOOD CEILING RETAIL AT GOLF HOUSE Product: WHITE OAK - TO MATCH ID SAMPLE Color / Finish: STAIN: NATURAL NON-YELLOWING POLYURETHANE SHEEN: DULL RUBBED CONVERSION VARNISH 10-15% PORES: SEMI OPEN MFG TO PROVIDE SAMPLE FOR ID APPROVAL Size / Dimensions: PER ID DRAWINGS Wood Species: WHITE OAK Location: CEILING IN RETAIL AT GOLF HOUSE</p>	<p>TO BID Contact Default</p> <p>TO BID Contact Default</p>	<p>-FINISHED MILLWORK AND VENEER PRODUCTS TO BE PREMIUM GRADE. -FABRICATOR TO SUBMIT MILLWORK SHOP DRAWINGS FOR DESIGN APPROVAL PRIOR TO PRODUCTION. -REFER TO PREAMBLE FOR ADDITIONAL WOOD SPECIFICATION INSTRUCTIONS. -3/4" MIN. THICK SOLID WOOD PLANKS WITH SUBFLOORING AND ACOUSTIC/INSULATING UNDERLAYMENT AS REQUIRED, UNLESS OTHERWISE NOTED. -TO HAVE MICRO BEVEL AT EDGES, UNLESS OTHERWISE NOTED. -VENEERS TO BE AA GRADE VENEERS. -CONTRACTOR TO SUBMIT SAMPLES TO ID FOR APPROVAL. -MUST BE CLEANED AND MAINTAINED ACCORDING TO MANUFACTURER'S INSTRUCTIONS. -ALL FINISHES MUST BE FINISHED FOR MAXIMUM DURABILITY AND CONSISTENT THROUGHOUT. -ALL EXPOSED AND VULNERABLE EDGES SHALL BE SOLID WOOD, NO VENEERS. -ALL MATERIALS TO BE SUITABLE FOR THE LOCAL CLIMATE AND FIT FOR INTENDED PURPOSE. -ALL MATERIALS TO BE RESIST UV COLOR CHANGE -ALL MATERIALS TO BE TREATED AGAINST ROT, INSECT INFESTATION ETC. -ALL MATERIAL TO COMPLY WITH LOCAL FLS CODES FOR COMBUSTIBILITY, SPREAD OF FLAME, ETC. -ALL MATERIALS TO COMPLY WITH OPERATOR BRAND STANDARDS AND DESIGN GUIDELINES. -ALL STAINS & SEALANTS MUST BE LOW TO ZERO-VOC</p>	
WD-201	<p>FLOORING WOOD COMFORT STATION 1 Product: ENGINEERED OAK WOOD PLANKS Color / Finish: COGNAC - GTE009U Grade: ELEGANT Size / Dimensions: 9 3/4" W x VARYING LENGTHS FROM 4'-10' Wood Species: OAK Location: WOOD FLOORING AT COMFORT STATION 1</p>	<p>Grato 104 Reade St New York, NY 10013 USA P (800) 753-2731 Contact Nicholas Soranno Nicholas@afny.com</p> <p>Grato 104 Reade St New York, NY 10013 USA P (800) 753-2731 Contact Nicholas Soranno P 2122900200 nicholas@afny.com</p>	<p>-FINISHED MILLWORK AND VENEER PRODUCTS TO BE PREMIUM GRADE. -FABRICATOR TO SUBMIT MILLWORK SHOP DRAWINGS FOR DESIGN APPROVAL PRIOR TO PRODUCTION. -REFER TO PREAMBLE FOR ADDITIONAL WOOD SPECIFICATION INSTRUCTIONS. -3/4" MIN. THICK SOLID WOOD PLANKS WITH SUBFLOORING AND ACOUSTIC/INSULATING UNDERLAYMENT AS REQUIRED, UNLESS OTHERWISE NOTED. -TO HAVE MICRO BEVEL AT EDGES, UNLESS OTHERWISE NOTED. -VENEERS TO BE AA GRADE VENEERS. -CONTRACTOR TO SUBMIT SAMPLES TO ID FOR APPROVAL. -MUST BE CLEANED AND MAINTAINED ACCORDING TO MANUFACTURER'S INSTRUCTIONS. -ALL FINISHES MUST BE FINISHED FOR MAXIMUM DURABILITY AND CONSISTENT THROUGHOUT. -ALL EXPOSED AND VULNERABLE EDGES SHALL BE SOLID WOOD, NO VENEERS. -ALL MATERIALS TO BE SUITABLE FOR THE LOCAL CLIMATE AND FIT FOR INTENDED PURPOSE. -ALL MATERIALS TO BE RESIST UV COLOR CHANGE -ALL MATERIALS TO BE TREATED AGAINST ROT, INSECT INFESTATION ETC. -ALL MATERIAL TO COMPLY WITH LOCAL FLS CODES FOR COMBUSTIBILITY, SPREAD OF FLAME, ETC. -ALL MATERIALS TO COMPLY WITH OPERATOR BRAND STANDARDS AND DESIGN GUIDELINES. -ALL STAINS & SEALANTS MUST BE LOW TO ZERO-VOC</p>	

CHAMPALIMAUD



Architectural Finishes Report

Project: Atlantic Fields Golf Programming Project
Manual

Project #: 21028.05

Issue Date: SEP 29,2023

By Item Type

Control #	Description	Mfr / Vendor	Special Instructions	Image
WD-202	<p>WOOD MILWORK COMFORT STATION 1 Product: RIFT CUT WHITE OAK - TO MATCH ID SAMPLE Color / Finish: STAIN: NATURAL NON-YELLOWING POLYURETHANE SHEEN: DULL RUBBED CONVERSION VARNISH 10-15% PORES: SEMI OPEN MFG TO PROVIDE SAMPLE FOR ID APPROVAL Size / Dimensions: PER ID DRAWINGS Wood Species: WHITE OAK Location: MILLWORK WOOD THROUGHOUT COMFORT STATION 1</p>	<p>TO BID Contact Default</p> <p>TO BID Contact Default</p>	<p>-FINISHED MILLWORK AND VENEER PRODUCTS TO BE PREMIUM GRADE. -FABRICATOR TO SUBMIT MILLWORK SHOP DRAWINGS FOR DESIGN APPROVAL PRIOR TO PRODUCTION. -REFER TO PREAMBLE FOR ADDITIONAL WOOD SPECIFICATION INSTRUCTIONS. -3/4" MIN. THICK SOLID WOOD PLANKS WITH SUBFLOORING AND ACOUSTIC/INSULATING UNDERLAYMENT AS REQUIRED, UNLESS OTHERWISE NOTED. -TO HAVE MICRO BEVEL AT EDGES, UNLESS OTHERWISE NOTED. -VENEERS TO BE AA GRADE VENEERS. -CONTRACTOR TO SUBMIT SAMPLES TO ID FOR APPROVAL. -MUST BE CLEANED AND MAINTAINED ACCORDING TO MANUFACTURER'S INSTRUCTIONS. -ALL FINISHES MUST BE FINISHED FOR MAXIMUM DURABILITY AND CONSISTENT THROUGHOUT. -ALL EXPOSED AND VULNERABLE EDGES SHALL BE SOLID WOOD, NO VENEERS. -ALL MATERIALS TO BE SUITABLE FOR THE LOCAL CLIMATE AND FIT FOR INTENDED PURPOSE. -ALL MATERIALS TO BE RESIST UV COLOR CHANGE -ALL MATERIALS TO BE TREATED AGAINST ROT, INSECT INFESTATION ETC. -ALL MATERIAL TO COMPLY WITH LOCAL FLS CODES FOR COMBUSTIBILITY, SPREAD OF FLAME, ETC. -ALL MATERIALS TO COMPLY WITH OPERATOR BRAND STANDARDS AND DESIGN GUIDELINES. -ALL STAINS & SEALANTS MUST BE LOW TO ZERO-VOC</p>	
WD-301	<p>CEILING WOOD COMFORT STATION 2 Product: HEMLOCK WOOD - BY OKA Color / Finish: NATURAL - CID TO REVIEW AND APPROVE SAMPLES Cut: VERTICAL GRAIN - TONGUE IN GROOVE Installation: CONCEALED FASTENERS Wood Species: HEMLOCK Thickness: 3/4" Plank Width: 6" Performance Criteria: - CLASS A MATTE FINISH IN ACCORDANCE WITH ASTM E84 - CLASS A VARNISH SYSTEM BY FLAM CONTROL FIRE RETARDANT - LOW GLOSS Plank Length: RANDOM LENGTHS Location: CEILING THROUGHOUT COMFORT STATION 2</p>	<p>TO BID Contact Default</p> <p>TO BID Contact Default</p>	<p>-FINISHED MILLWORK AND VENEER PRODUCTS TO BE PREMIUM GRADE. -FABRICATOR TO SUBMIT MILLWORK SHOP DRAWINGS FOR DESIGN APPROVAL PRIOR TO PRODUCTION. -REFER TO PREAMBLE FOR ADDITIONAL WOOD SPECIFICATION INSTRUCTIONS. -3/4" MIN. THICK SOLID WOOD PLANKS WITH SUBFLOORING AND ACOUSTIC/INSULATING UNDERLAYMENT AS REQUIRED, UNLESS OTHERWISE NOTED. -TO HAVE MICRO BEVEL AT EDGES, UNLESS OTHERWISE NOTED. -VENEERS TO BE AA GRADE VENEERS. -CONTRACTOR TO SUBMIT SAMPLES TO ID FOR APPROVAL. -MUST BE CLEANED AND MAINTAINED ACCORDING TO MANUFACTURER'S INSTRUCTIONS. -ALL FINISHES MUST BE FINISHED FOR MAXIMUM DURABILITY AND CONSISTENT THROUGHOUT. -ALL EXPOSED AND VULNERABLE EDGES SHALL BE SOLID WOOD, NO VENEERS. -ALL MATERIALS TO BE SUITABLE FOR THE LOCAL CLIMATE AND FIT FOR INTENDED PURPOSE. -ALL MATERIALS TO BE RESIST UV COLOR CHANGE -ALL MATERIALS TO BE TREATED AGAINST ROT, INSECT INFESTATION ETC. -ALL MATERIAL TO COMPLY WITH LOCAL FLS CODES FOR COMBUSTIBILITY, SPREAD OF FLAME, ETC. -ALL MATERIALS TO COMPLY WITH OPERATOR BRAND STANDARDS AND DESIGN GUIDELINES. -ALL STAINS & SEALANTS MUST BE LOW TO ZERO-VOC</p>	

CHAMPALIMAUD



Architectural Finishes Report

Project: Atlantic Fields Golf Programming Project Manual

Project #: 21028.05

Issue Date: SEP 29,2023

By Item Type

Control #	Description	Mfr / Vendor	Special Instructions	Image
WD-302	<p>WOOD MILWORK COMFORT STATION 2 Product: RIFT CUT MEDIUM NATURAL OAK - TO MATCH ID SAMPLE Color / Finish: STAIN: NATURAL NON-YELLOWING POLYURETHANE SHEEN: DULL RUBBED CONVERSION VARNISH 10-15% PORES: SEMI-OPEN MFG TO PROVIDE SAMPLE FOR ID APPROVAL Size / Dimensions: PER ID DRAWINGS Wood Species: OAK Location: MILLWORK WOOD AT COMFORT STATION 2</p>	<p>TO BID Contact Default</p> <p>TO BID Contact Default</p>	<p>-FINISHED MILLWORK AND VENEER PRODUCTS TO BE PREMIUM GRADE. -FABRICATOR TO SUBMIT MILLWORK SHOP DRAWINGS FOR DESIGN APPROVAL PRIOR TO PRODUCTION. -REFER TO PREAMBLE FOR ADDITIONAL WOOD SPECIFICATION INSTRUCTIONS. -3/4" MIN. THICK SOLID WOOD PLANKS WITH SUBFLOORING AND ACOUSTIC/INSULATING UNDERLAYMENT AS REQUIRED, UNLESS OTHERWISE NOTED. -TO HAVE MICRO BEVEL AT EDGES, UNLESS OTHERWISE NOTED. -VENEERS TO BE AA GRADE VENEERS. -CONTRACTOR TO SUBMIT SAMPLES TO ID FOR APPROVAL. -MUST BE CLEANED AND MAINTAINED ACCORDING TO MANUFACTURER'S INSTRUCTIONS. -ALL FINISHES MUST BE FINISHED FOR MAXIMUM DURABILITY AND CONSISTENT THROUGHOUT. -ALL EXPOSED AND VULNERABLE EDGES SHALL BE SOLID WOOD, NO VENEERS. -ALL MATERIALS TO BE SUITABLE FOR THE LOCAL CLIMATE AND FIT FOR INTENDED PURPOSE. -ALL MATERIALS TO BE RESIST UV COLOR CHANGE -ALL MATERIALS TO BE TREATED AGAINST ROT, INSECT INFESTATION ETC. -ALL MATERIAL TO COMPLY WITH LOCAL FLS CODES FOR COMBUSTIBILITY, SPREAD OF FLAME, ETC. -ALL MATERIALS TO COMPLY WITH OPERATOR BRAND STANDARDS AND DESIGN GUIDELINES. -ALL STAINS & SEALANTS MUST BE LOW TO ZERO-VOC</p>	
WD-501	<p>CEILING WOOD PERFORMANCE Product: ACOUSTIC WOOD CEILING Color / Finish: PLAIN SLICED OAK - WITH FULL RANGE OF NATURAL COLOR VARIATION Installation: DIRECT MOUNT Thickness: 1" Size / Dimensions: VARIOUS RANDOM LENGTHS Plank Width: 8"W Location: CEILING THROUGHOUT PERFORMANCE</p>	<p>Sound Ply 275 Marie Ave. East St. Paul, MN USA Contact Sophia Stewart P 651-451-4454 ext. 239 sophia.stewart@navyisland.com</p> <p>Sound Ply 275 Marie Ave. East St. Paul, MN USA Contact Sophia Stewart P 651-451-4454 ext. 239 sophia.stewart@navyisland.com</p>	<p>-FINISHED MILLWORK AND VENEER PRODUCTS TO BE PREMIUM GRADE. -FABRICATOR TO SUBMIT MILLWORK SHOP DRAWINGS FOR DESIGN APPROVAL PRIOR TO PRODUCTION. -REFER TO PREAMBLE FOR ADDITIONAL WOOD SPECIFICATION INSTRUCTIONS. -3/4" MIN. THICK SOLID WOOD PLANKS WITH SUBFLOORING AND ACOUSTIC/INSULATING UNDERLAYMENT AS REQUIRED, UNLESS OTHERWISE NOTED. -TO HAVE MICRO BEVEL AT EDGES, UNLESS OTHERWISE NOTED. -VENEERS TO BE AA GRADE VENEERS. -CONTRACTOR TO SUBMIT SAMPLES TO ID FOR APPROVAL. -MUST BE CLEANED AND MAINTAINED ACCORDING TO MANUFACTURER'S INSTRUCTIONS. -ALL FINISHES MUST BE FINISHED FOR MAXIMUM DURABILITY AND CONSISTENT THROUGHOUT. -ALL EXPOSED AND VULNERABLE EDGES SHALL BE SOLID WOOD, NO VENEERS. -ALL MATERIALS TO BE SUITABLE FOR THE LOCAL CLIMATE AND FIT FOR INTENDED PURPOSE. -ALL MATERIALS TO BE RESIST UV COLOR CHANGE -ALL MATERIALS TO BE TREATED AGAINST ROT, INSECT INFESTATION ETC. -ALL MATERIAL TO COMPLY WITH LOCAL FLS CODES FOR COMBUSTIBILITY, SPREAD OF FLAME, ETC. -ALL MATERIALS TO COMPLY WITH OPERATOR BRAND STANDARDS AND DESIGN GUIDELINES. -ALL STAINS & SEALANTS MUST BE LOW TO ZERO-VOC</p>	

CHAMPALIMAUD



Architectural Finishes Report

Project: Atlantic Fields Golf Programming Project Manual

Project #: 21028.05

Issue Date: SEP 29,2023

By Item Type

Control #	Description	Mfr / Vendor	Special Instructions	Image
WD-502	<p>WALL PANELS & MILLWORK PERFORMANCE</p> <p>Product: EUCALYPTUS WOOD VENEER</p> <p>Color / Finish: FLITCH #5364-3638</p> <p>Cut: QUARTERED VERTICAL GRAIN</p> <p>Wood Species: EUCALYPTUS</p> <p>Size / Dimensions: PER ID DRAWINGS</p> <p>Plank Width: PER ID DRAWINGS</p> <p>Location: WALL PANELS AND MILLWORK THROUGHOUT PERFORMANCE</p>	<p>ARCHITECTURAL VENEERS 10800 N. Stemmons FWY DALLAS, TEXAS 75220 USA P 469-248-0017 Contact Kristin Webster kwebster@archveneers.com</p> <p>ARCHITECTUAL VENEERS 10800 N. Stemmons FWY Dallas, TEXAS 75220 USA P 469-248-0017 Contact Kristin Webster P 469-955-3716 kwebster@archveneers.com</p>	<p>-FINISHED MILLWORK AND VENEER PRODUCTS TO BE PREMIUM GRADE.</p> <p>-FABRICATOR TO SUBMIT MILLWORK SHOP DRAWINGS FOR DESIGN APPROVAL PRIOR TO PRODUCTION.</p> <p>-REFER TO PREAMBLE FOR ADDITIONAL WOOD SPECIFICATION INSTRUCTIONS.</p> <p>-3/4" MIN. THICK SOLID WOOD PLANKS WITH SUBFLOORING AND ACOUSTIC/INSULATING UNDERLAYMENT AS REQUIRED, UNLESS OTHERWISE NOTED.</p> <p>-TO HAVE MICRO BEVEL AT EDGES, UNLESS OTHERWISE NOTED.</p> <p>-VENEERS TO BE AA GRADE VENEERS.</p> <p>-CONTRACTOR TO SUBMIT SAMPLES TO ID FOR APPROVAL.</p> <p>-MUST BE CLEANED AND MAINTAINED ACCORDING TO MANUFACTURER'S INSTRUCTIONS.</p> <p>-ALL FINISHES MUST BE FINISHED FOR MAXIMUM DURABILITY AND CONSISTENT THROUGHOUT.</p> <p>-ALL EXPOSED AND VULNERABLE EDGES SHALL BE SOLID WOOD, NO VENEERS.</p> <p>-ALL MATERIALS TO BE SUITABLE FOR THE LOCAL CLIMATE AND FIT FOR INTENDED PURPOSE.</p> <p>-ALL MATERIALS TO BE RESIST UV COLOR CHANGE</p> <p>-ALL MATERIALS TO BE TREATED AGAINST ROT, INSECT INFESTATION ETC.</p> <p>-ALL MATERIAL TO COMPLY WITH LOCAL FLS CODES FOR COMBUSTIBILITY, SPREAD OF FLAME, ETC.</p> <p>-ALL MATERIALS TO COMPLY WITH OPERATOR BRAND STANDARDS AND DESIGN GUIDELINES.</p> <p>-ALL STAINS & SEALANTS MUST BE LOW TO ZERO-VOG</p>	
WD-503	<p>MILLWORK WOOD RESTROOMS AT PERFORMANCE</p> <p>Product: RIFT CUT EUROPEAN WHITE OAK - TO MATCH ID SAMPLE</p> <p>Color / Finish: STAIN: NATURAL NON-YELLOWING POLYURETHANE</p> <p>Sheen: DULL RUBBED CONVERSION VARNISH 10-15%</p> <p>Pores: SEMI OPEN</p> <p>MFG: TO PROVIDE SAMPLE FOR ID APPROVAL</p> <p>Size / Dimensions: PER ID DRAWINGS</p> <p>Wood Species: EUROPEAN OAK</p> <p>Location: MILLWORK WOOD IN RESTROOMS AT PERFORMANCE</p>	<p>TO BID</p> <p>TO BID</p> <p>Contact Default</p>	<p>-FINISHED MILLWORK AND VENEER PRODUCTS TO BE PREMIUM GRADE.</p> <p>-FABRICATOR TO SUBMIT MILLWORK SHOP DRAWINGS FOR DESIGN APPROVAL PRIOR TO PRODUCTION.</p> <p>-REFER TO PREAMBLE FOR ADDITIONAL WOOD SPECIFICATION INSTRUCTIONS.</p> <p>-3/4" MIN. THICK SOLID WOOD PLANKS WITH SUBFLOORING AND ACOUSTIC/INSULATING UNDERLAYMENT AS REQUIRED, UNLESS OTHERWISE NOTED.</p> <p>-TO HAVE MICRO BEVEL AT EDGES, UNLESS OTHERWISE NOTED.</p> <p>-VENEERS TO BE AA GRADE VENEERS.</p> <p>-CONTRACTOR TO SUBMIT SAMPLES TO ID FOR APPROVAL.</p> <p>-MUST BE CLEANED AND MAINTAINED ACCORDING TO MANUFACTURER'S INSTRUCTIONS.</p> <p>-ALL FINISHES MUST BE FINISHED FOR MAXIMUM DURABILITY AND CONSISTENT THROUGHOUT.</p> <p>-ALL EXPOSED AND VULNERABLE EDGES SHALL BE SOLID WOOD, NO VENEERS.</p> <p>-ALL MATERIALS TO BE SUITABLE FOR THE LOCAL CLIMATE AND FIT FOR INTENDED PURPOSE.</p> <p>-ALL MATERIALS TO BE RESIST UV COLOR CHANGE</p> <p>-ALL MATERIALS TO BE TREATED AGAINST ROT, INSECT INFESTATION ETC.</p> <p>-ALL MATERIAL TO COMPLY WITH LOCAL FLS CODES FOR COMBUSTIBILITY, SPREAD OF FLAME, ETC.</p> <p>-ALL MATERIALS TO COMPLY WITH OPERATOR BRAND STANDARDS AND DESIGN GUIDELINES.</p> <p>-ALL STAINS & SEALANTS MUST BE LOW TO ZERO-VOG</p>	

CHAMPALIMAUD





OFCI-Owner Furnished Contractor Installed Report

Project: Atlantic Fields Golf Programming Project Manual

Project #: 21028.05

Issue Date: SEP 29,2023

By Item Type

Control #	Description	Mfr / Vendor	Special Instructions	Image
OFCI Upholstery				
UPH-101	LUTRON SHADE GOLF HOUSE Description: LUTRON SHADE - MOUNTING HARDWARE BY AOR Pattern #: S0220ET-B Openness: 5% Color: WHITE / LINEN Width: V.I.F Fire Rating: MUST MEET ALL LOCAL FIRE CODES Location: WINDOWS AT GOLF HOUSE	Lutron 7200 Suter Road Coopersburg, PA 18036 USA P 610-282-3800 Contact Default Lutron 7200 Suter Road Coopersburg, PA 18036 USA P 610-282-3800 Contact Carson Alsop C 484-719-9827 calsop@lutron.com	SEE PREAMBLE FOR ADDITIONAL FURNISHINGS AND UPHOLSTERY INSTRUCTIONS. FABRIC PER SPECIFIED MANUFACTURER OR APPROVED EQUAL- MUST BE REVIEWDE & APPROVED BY ID. FABRICATOR MUST VERIFY ALL FABRIC AND TRIM QUANTITIES TO BE COORDINATED WITH PURCHASING AGENT. MANUFACTURER MUST CHECK FOR FLAWS AND NOTIFY PRIOR TO FABRICATION. MUST BE CONTRACT QUALITY & SUITABLE FOR COMMERCIAL INSTALLATION. IMAGE IS FOR REFERENCE ONLY. LEATHER, INHERENT IN ITS NATURE, WILL HAVE DISTINCTIVE MARKINGS, RANGE OF TEXTURE AND COLOR ,WILL FADE WHEN EXPOSED TO SUNLIGHT, AND WILL STRETCH OR SETTLE TO A CERTAIN DEGREE WHEN APPLIED TO UPHOLSTERED GOODS . PURCHASE AGENT TO CONFIRM QUANTITIES WITH MANUFACTURER.	
UPH-201	URINAL HEADREST UPHOLSTERY COMFORT STATION 1 Description: VINYL UPHOLSTERY AT URINAL HEADREST Pattern #: SAT-020 Pattern Name: SANTA CRUZ Color: ARECA Width: 54" Content: 100% POLYVINYL CHLORIDE FACE Durability: 250,000 DOUBLE RUBS Fire Rating: CAL 117 Backing: POLYESTER Soil / Stain Treatment: PRE FINISHED Location: RESTROOM IN COMFORT STATION 1	Innovations 150 Varick St 9th Floor New York, NY 10013 USA P (212) 807-6300 Contact Samantha Berezow C (646) 620-8990 sberezow@innovationsusa.com Innovations Contact Samantha Berezow C (646) 620-8990 sberezow@innovations.com	SEE PREAMBLE FOR ADDITIONAL FURNISHINGS AND UPHOLSTERY INSTRUCTIONS. FABRIC PER SPECIFIED MANUFACTURER OR APPROVED EQUAL- MUST BE REVIEWDE & APPROVED BY ID. FABRICATOR MUST VERIFY ALL FABRIC AND TRIM QUANTITIES TO BE COORDINATED WITH PURCHASING AGENT. MANUFACTURER MUST CHECK FOR FLAWS AND NOTIFY PRIOR TO FABRICATION. MUST BE CONTRACT QUALITY & SUITABLE FOR COMMERCIAL INSTALLATION. IMAGE IS FOR REFERENCE ONLY. LEATHER, INHERENT IN ITS NATURE, WILL HAVE DISTINCTIVE MARKINGS, RANGE OF TEXTURE AND COLOR ,WILL FADE WHEN EXPOSED TO SUNLIGHT, AND WILL STRETCH OR SETTLE TO A CERTAIN DEGREE WHEN APPLIED TO UPHOLSTERED GOODS . PURCHASE AGENT TO CONFIRM QUANTITIES WITH MANUFACTURER.	
UPH-202	LUTRON SHADE COMFORT STATION 1 Description: LUTRON SHADE - MOUNTING HARDWARE BY AOR Pattern #: S3001ET-B Openness: 5% Color: CHARCOAL / GREY Width: V.I.F Fire Rating: MUST MEET ALL LOCAL FIRE CODES Location: WINDOWS AT COMFORT STATION 1	Lutron 7200 Suter Road Coopersburg, PA 18036 USA P 610-282-3800 Contact Default Lutron 7200 Suter Road Coopersburg, PA 18036 USA P 610-282-3800 Contact Carson Alsop C 484-719-9827 calsop@lutron.com	SEE PREAMBLE FOR ADDITIONAL FURNISHINGS AND UPHOLSTERY INSTRUCTIONS. FABRIC PER SPECIFIED MANUFACTURER OR APPROVED EQUAL- MUST BE REVIEWDE & APPROVED BY ID. FABRICATOR MUST VERIFY ALL FABRIC AND TRIM QUANTITIES TO BE COORDINATED WITH PURCHASING AGENT. MANUFACTURER MUST CHECK FOR FLAWS AND NOTIFY PRIOR TO FABRICATION. MUST BE CONTRACT QUALITY & SUITABLE FOR COMMERCIAL INSTALLATION. IMAGE IS FOR REFERENCE ONLY. LEATHER, INHERENT IN ITS NATURE, WILL HAVE DISTINCTIVE MARKINGS, RANGE OF TEXTURE AND COLOR ,WILL FADE WHEN EXPOSED TO SUNLIGHT, AND WILL STRETCH OR SETTLE TO A CERTAIN DEGREE WHEN APPLIED TO UPHOLSTERED GOODS . PURCHASE AGENT TO CONFIRM QUANTITIES WITH MANUFACTURER.	
UPH-301	URINAL HEADREST UPHOLSTERY COMFORT STATION 2 Description: VINYL UPHOLSTERY AT URINAL HEADREST Pattern #: SAT-020 Pattern Name: SANTA CRUZ Color: ARECA Width: 54" Content: 100% POLYVINYL CHLORIDE FACE Durability: 250,000 DOUBLE RUBS Fire Rating: CAL 117 Backing: POLYESTER Soil / Stain Treatment: PRE FINISHED Location: RESTROOM IN COMFORT STATION 2	Innovations 150 Varick St 9th Floor New York, NY 10013 USA P (212) 807-6300 Contact Samantha Berezow C (646) 620-8990 sberezow@innovationsusa.com Innovations Contact Samantha Berezow C (646) 620-8990 sberezow@innovations.com	SEE PREAMBLE FOR ADDITIONAL FURNISHINGS AND UPHOLSTERY INSTRUCTIONS. FABRIC PER SPECIFIED MANUFACTURER OR APPROVED EQUAL- MUST BE REVIEWDE & APPROVED BY ID. FABRICATOR MUST VERIFY ALL FABRIC AND TRIM QUANTITIES TO BE COORDINATED WITH PURCHASING AGENT. MANUFACTURER MUST CHECK FOR FLAWS AND NOTIFY PRIOR TO FABRICATION. MUST BE CONTRACT QUALITY & SUITABLE FOR COMMERCIAL INSTALLATION. IMAGE IS FOR REFERENCE ONLY. LEATHER, INHERENT IN ITS NATURE, WILL HAVE DISTINCTIVE MARKINGS, RANGE OF TEXTURE AND COLOR ,WILL FADE WHEN EXPOSED TO SUNLIGHT, AND WILL STRETCH OR SETTLE TO A CERTAIN DEGREE WHEN APPLIED TO UPHOLSTERED GOODS . PURCHASE AGENT TO CONFIRM QUANTITIES WITH MANUFACTURER.	

CHAMPALIMAUD



OFCI-Owner Furnished Contractor Installed Report

Project: Atlantic Fields Golf Programming Project Manual

Project #: 21028.05

Issue Date: SEP 29,2023

By Item Type

Control #	Description	Mfr / Vendor	Special Instructions	Image
UPH-302	<p>LUTRON SHADE COMFORT STATION 2 Description: LUTRON SHADE - MOUNTING HARDWARE BY AOR Pattern #: S3001ET-B Openness: 5% Color: CHARCOAL / GREY Width: V.I.F Fire Rating: MUST MEET ALL LOCAL FIRE CODES Location: WINDOWS AT COMFORT STATION 2</p>	<p>Lutron 7200 Suter Road Coopersburg, PA 18036 USA P 610-282-3800 Contact Default</p> <p>Lutron 7200 Suter Road Coopersburg, PA 18036 USA P 610-282-3800 Contact Carson Alsop C 484-719-9827 calsap@lutron.com</p>	<p>SEE PREAMBLE FOR ADDITIONAL FURNISHINGS AND UPHOLSTERY INSTRUCTIONS. FABRIC PER SPECIFIED MANUFACTURER OR APPROVED EQUAL- MUST BE REVIEWDE & APPROVED BY ID. FABRICATOR MUST VERIFY ALL FABRIC AND TRIM QUANTITIES TO BE COORDINATED WITH PURCHASING AGENT. MANUFACTURER MUST CHECK FOR FLAWS AND NOTIFY PRIOR TO FABRICATION. MUST BE CONTRACT QUALITY & SUITABLE FOR COMMERCIAL INSTALLATION. IMAGE IS FOR REFERENCE ONLY. LEATHER, INHERENT IN ITS NATURE, WILL HAVE DISTINCTIVE MARKINGS, RANGE OF TEXTURE AND COLOR ,WILL FADE WHEN EXPOSED TO SUNLIGHT, AND WILL STRETCH OR SETTLE TO A CERTAIN DEGREE WHEN APPLIED TO UPHOLSTERED GOODS . PURCHASE AGENT TO CONFIRM QUANTITIES WITH MANUFACTURER.</p>	
UPH-501	<p>BUILT IN BENCH UPHOLSTERY PERFORMANCE Description: LEATHER BUILT-IN BENCH UPHOLSTERY Pattern #: WL55 Pattern Name: WAGON LIT Color: ICE ICE BABY Usable Area: 28" x 65" Content: EUROPEAN FULL GRAIN VEGETABLE-TANNED ANILINE-DYED COWHIDE Durability: ASTM 2208 Fire Rating: MUST BE TREATED FOR ALL LOCAL FR CODES Location: BUILT-IN BENCH IN TREATMENT ROOM AT PERFORMANCE</p>	<p>Edelman New Milford, CT 06776 USA Contact Default</p> <p>Edelman USA Contact Jessica McKeever P 9176787943 jmckeever@edelmanleather.com</p>	<p>SEE PREAMBLE FOR ADDITIONAL FURNISHINGS AND UPHOLSTERY INSTRUCTIONS. FABRIC PER SPECIFIED MANUFACTURER OR APPROVED EQUAL- MUST BE REVIEWDE & APPROVED BY ID. FABRICATOR MUST VERIFY ALL FABRIC AND TRIM QUANTITIES TO BE COORDINATED WITH PURCHASING AGENT. MANUFACTURER MUST CHECK FOR FLAWS AND NOTIFY PRIOR TO FABRICATION. MUST BE CONTRACT QUALITY & SUITABLE FOR COMMERCIAL INSTALLATION. IMAGE IS FOR REFERENCE ONLY. LEATHER, INHERENT IN ITS NATURE, WILL HAVE DISTINCTIVE MARKINGS, RANGE OF TEXTURE AND COLOR ,WILL FADE WHEN EXPOSED TO SUNLIGHT, AND WILL STRETCH OR SETTLE TO A CERTAIN DEGREE WHEN APPLIED TO UPHOLSTERED GOODS . PURCHASE AGENT TO CONFIRM QUANTITIES WITH MANUFACTURER.</p>	

CHAMPALIMAUD

Architectural Finishes & OFCI Specifications



Decorative Hardware

CHAMPALIMAUD

PROJECT NAME :	Atlantic Fields Golf Programming Project Manual		
Project #:	21028.05	Item Number:	DH-101
Issue Date:	09/29/2023	Item Description:	INTERIOR DOOR LEVER GOLF HOUSE
Revision(s):		Item Quantity:	0 Each
		Item Quantity Locations:	
Manufacturer:	Rocky Mountain Hardware	Source:	Rocky Mountain Hardware
Address:	United States	Address:	United States
Phone:		Phone:	508-287-1118
Contact:		Contact:	Sandra Diebolt
E-mail:		E-mail:	norumbega1@comcast.net
Web:		Web:	



Product:	BOILER LEVER
Model #:	L303
Color / Finish:	WHITE BRONZE DARK (WD)
Size / Dimensions:	3/4" X 4 11/16"
Location:	INDTERIOR DOORS THROUGHOUT GOLF HOUSE

Required Item(s) for Designer Approval Prior to Fabrication :

Cut Sheet

Finish Sample

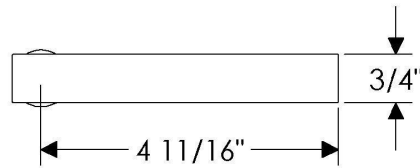
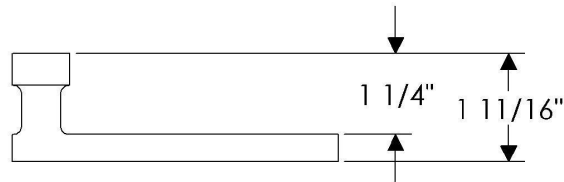
Instructions:

DH-101

CHAMPALIMAUD

PROJECT NAME :	Atlantic Fields Golf Programming Project Manual		
Project #:	21028.05	Item Number:	DH-101
Issue Date:	09/29/2023	Item Description:	INTERIOR DOOR LEVER GOLF HOUSE
Revision(s):		Item Quantity:	0 Each

ROCKY MOUNTAIN®
H A R D W A R E



L303
Boiler Lever

888.788.2013 • www.rockymountainhardware.com • info@rockymountainhardware.com

DH-101

CHAMPALIMAUD

PROJECT NAME :	Atlantic Fields Golf Programming Project Manual		
Project #:	21028.05	Item Number:	DH-102
Issue Date:	09/29/2023	Item Description:	KITCHEN DOOR PUSH PLATE GOLF HOUSE
Revision(s):		Item Quantity:	0 Each
		Item Quantity Locations:	
Manufacturer:	Grainger	Source:	Grainger
Address:	United States	Address:	United States
Phone:	1-800-472-4643	Phone:	1-800-472-4643
Contact:		Contact:	
E-mail:		E-mail:	
Web:	grainger.com	Web:	grainger.com



Product:	ROCKWOOD DOOR PUSH PLATE
Model #:	70C.32D
Color / Finish:	STAINLESS STEEL / DULL TYPE 304
Size / Dimensions:	16"H X 4"W X 0.5"D
Notes:	REFER TO SPEC SHEET FOR ADDITIONAL INFORMATION
Location:	DOORS TO KITCHEN AT GOLF HOUSE

Required Item(s) for Designer Approval Prior to Fabrication :

<input checked="" type="checkbox"/> Cut Sheet	<input checked="" type="checkbox"/> Finish Sample
---	---

Instructions:

CHAMPALIMAUD

PROJECT NAME :	Atlantic Fields Golf Programming Project Manual		
Project #:	21028.05	Item Number:	DH-102
Issue Date:	09/29/2023	Item Description:	KITCHEN DOOR PUSH PLATE GOLF HOUSE
Revision(s):		Item Quantity:	0 Each



[Door Push and Pull Plates](#) / ROCKWOOD Door Push Plate: 16 in Lg, 0.05...



ROCKWOOD Door Push Plate: 16 in Lg, 0.05 in Projection, Dull Type 304, Stainless Steel

Item 5U633 Mfr. Model 70C.32D

Compare

Product Details [Catalog Page 2005](#)

Material **Stainless Steel**

Finish **Dull Type 304**

Length **16 in**

Mounting **Surface Mount Screws**

Projection **0.05 in**

Includes **Mounting Hardware**

Operation **Push**

UNSPSC **46171516**

Country of Origin **USA (subject to change)**

Product Description

Door push plates cover the area where doors are pushed open to protect those areas from damage, preventing wear and tear.

Web Price ⁱ
\$19.86 / each

Qty
1

Add to Cart

Ship Pickup

Expected to arrive **Fri. May 19.**

Ship to **10001** | [Change](#)

Shipping Weight **1 lbs**

[Ship Availability Terms](#)

[Add to List](#)

Alternate Products ⁱ



**ROCKWOOD Door Push Plate:
15 in Lg, 0.05 in Projection,
Dull Type 304, Stainless Steel**

Item 5U634

Compare

Web Price ⁱ
\$28.53 / each

Qty
1

Add to Cart



Compatible Products

Chat with an Agent

DH-102

CHAMPALIMAUD

PROJECT NAME :	Atlantic Fields Golf Programming Project Manual		
Project #:	21028.05	Item Number:	DH-102
Issue Date:	09/29/2023	Item Description:	KITCHEN DOOR PUSH PLATE GOLF HOUSE
Revision(s):		Item Quantity:	0 Each


 <p>ROCKWOOD Door Pull Plate: 16 in Lg, 0.05 in Projection, Dull Type 304, Stainless Steel, Hand Pull Item 5U640</p> <p><input type="checkbox"/> Compare</p> <p>Web Price ⓘ \$81.98 / each</p> <p>Qty 1</p> <p>Add to Cart</p>	 <p>ROCKWOOD Door Pull Plate: 16 in Lg, 0.05 in Projection, Dull Type 304, Stainless Steel Item 5U648</p> <p><input type="checkbox"/> Compare</p> <p>Web Price ⓘ \$76.10 / each</p> <p>Qty 1</p> <p>Add to Cart</p>
---	--

 Chat with an Agent

DH-102

CHAMPALIMAUD

PROJECT NAME :	Atlantic Fields Golf Programming Project Manual		
Project #:	21028.05	Item Number:	DH-103
Issue Date:	09/29/2023	Item Description:	KITCHEN DOOR KICK PLATE GOLF HOUSE
Revision(s):		Item Quantity:	0 Each
		Item Quantity Locations:	
Manufacturer:	Hatco	Source:	Hatco
Address:	635 South 28th Street Milwaukee, WI 53215 United States	Address:	635 South 28th Street Milwaukee, WI 53215 United States
Phone:	(414) 671-6350	Phone:	(414) 671-6350
Contact:		Contact:	
E-mail:		E-mail:	
Web:	https://www.hatcocorp.com/	Web:	https://www.hatcocorp.com/



Product:	ROCKWOOD DOOR PROTECTION PLATE
Model #:	K1050.32D
Color / Finish:	STAINLESS STEEL
Size / Dimensions:	12"H X 34"W
Notes:	REFER TO SPEC SHEET FOR ADDITIONAL INFORMATION
Location:	DOORS TO KITCHEN AT GOLF HOUSE

Required Item(s) for Designer Approval Prior to Fabrication :

Cut Sheet

Finish Sample

Instructions:


DH-103

CHAMPALIMAUD

PROJECT NAME :	Atlantic Fields Golf Programming Project Manual		
Project #:	21028.05	Item Number:	DH-103
Issue Date:	09/29/2023	Item Description:	KITCHEN DOOR KICK PLATE GOLF HOUSE
Revision(s):		Item Quantity:	0 Each



[Door Kick Plates](#) / [ROCKWOOD Door Protection Plate: Armor...](#)



ROCKWOOD Door Protection Plate: Armor, Stainless Steel, Dull 304, 12 in Ht, 34 in Wd

Item 52HU15
Mfr. Model K1050.32D 12"x34"

Compare

Product Details [Catalog Page N/A](#)

Kick Plate Type **Armor**

Height **12 in**

Width **34 in**

Finish **Dull 304**

Material **Stainless Steel**

Thickness **0.05 in**

Hardware **Included**

UNSPSC **30171513**

Country of Origin **USA (subject to change)**

Web Price [?]
\$90.74 / each

Qty
1

[Add to Cart](#)

Ship Pickup

Expected to arrive **Fri. May 19.**

Ship to **10001** | [Change](#)

Shipping Weight **5.43 lbs**
[Ship Availability Terms](#)

[Add to List](#)

Compliance & Restrictions

Green Product - This item has been designated by the manufacturer as an environmentally preferable product (EPP) because this item is Environmental Transparency Through EPD (Environmental Product Declaration), Health Product Declaration Collaborative, Declare.

[Chat with an Agent](#)

DH-103

CHAMPALIMAUD

PROJECT NAME :	Atlantic Fields Golf Programming Project Manual		
Project #:	21028.05	Item Number:	DH-103
Issue Date:	09/29/2023	Item Description:	KITCHEN DOOR KICK PLATE GOLF HOUSE
Revision(s):		Item Quantity:	0 Each

 Chat with an Agent

DH-103

CHAMPALIMAUD

PROJECT NAME :	Atlantic Fields Golf Programming Project Manual		
Project #:	21028.05	Item Number:	DH-104
Issue Date:	09/29/2023	Item Description:	FOOT RAIL GOLF HOUSE
Revision(s):		Item Quantity:	0 Each
		Item Quantity Locations:	
Manufacturer:	KegWorks	Source:	KEGWORKS
Address:	United States	Address:	United States
Phone:	877.636.3673	Phone:	877.636.3673
Contact:		Contact:	
E-mail:		E-mail:	
Web:		Web:	



Product: FOOT RAIL BRACKET
Description: TALL ROUNDED CENTER POST BRACKET - OIL RUBBED BRONZE - 2" OD
Model #: ORB-990-XX
Color / Finish: OIL RUBBED BRONZE
Size / Dimensions: PER ID DRAWINGS
Location: BAR AT GOLF HOUSE

Required Item(s) for Designer Approval Prior to Fabrication :

Cut Sheet

Finish Sample

Instructions:

DH-104

CHAMPALIMAUD

PROJECT NAME :	Atlantic Fields Golf Programming Project Manual		
Project #:	21028.05	Item Number:	DH-105
Issue Date:	09/29/2023	Item Description:	FOOT RAIL BRACKET GOLF HOUSE
Revision(s):		Item Quantity:	0 Each
		Item Quantity Locations:	
Manufacturer:	KegWorks	Source:	KEGWORKS
Address:	United States	Address:	United States
Phone:	877.636.3673	Phone:	877.636.3673
Contact:		Contact:	
E-mail:		E-mail:	
Web:		Web:	



Product:	FOOT RAIL BRACKET
Description:	TALL ROUNDED CENTER POST BRACKET - OIL RUBBED BRONZE - 2" OD
Model #:	ORB-76336-2-TALL
Color / Finish:	OIL RUBBED BRONZE
Size / Dimensions:	2"W X 8"H - PER CUTSHEET
Notes:	REFER TO SPEC SHEET FOR ADDITIONAL INFORMATION
Location:	BAR AT GOLF HOUSE

Required Item(s) for Designer Approval Prior to Fabrication :

Cut Sheet

Finish Sample

Instructions:

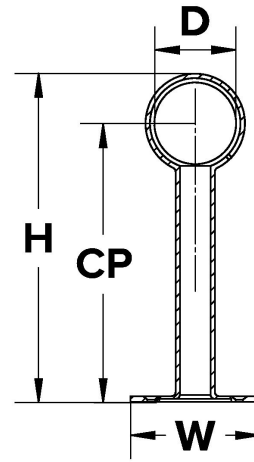
DH-105

CHAMPALIMAUD

PROJECT NAME :	Atlantic Fields Golf Programming Project Manual		
Project #:	21028.05	Item Number:	DH-105
Issue Date:	09/29/2023	Item Description:	FOOT RAIL BRACKET GOLF HOUSE
Revision(s):		Item Quantity:	0 Each

KEGWORKS
America's Leader in Bar Rails

TALL ROUNDED CENTER POST
2" OD BAR RAIL BRACKET



AVAILABLE FINISHES



CUSTOM COLORS ARE AVAILABLE BY REQUEST

DIMENSIONS

(W) WIDTH	3.25"
(H) HEIGHT	8.00"
(D) DIAMETER	2.01"
(CP) CENTER POINT	7.00"

INCLUDED HARDWARE

- 4 x #10 1-1/2" Mounting Screws
- 1 x #8 3/4" Self-Drilling Set Screw

INSTALLATION

1. Measure & mark holes for mounting screws.
2. Attach brackets to the floor with the appropriate mounting screws.
3. Secure tubing to bracket by fastening set screws through hole in the bottom of bracket.

Care and maintenance of bar foot rail varies by finish. Given the nature of the product, typical wear and tear may be noticed with your bar rail over time, such as scuffs, scratches, and dirt. Visit kegworks.com/bar-rail-care to read our guide on how to properly prep, clean & maintain all bar rail finishes.

KEGWORKS.COM • 1460 MILITARY ROAD, BUFFALO, NY 14217 • 1.866.249.2337

CHAMPALIMAUD

PROJECT NAME :	Atlantic Fields Golf Programming Project Manual		
Project #:	21028.05	Item Number:	DH-201
Issue Date:	09/29/2023	Item Description:	INTERIOR DOOR LEVER COMFORT STATION 1
Revision(s):		Item Quantity:	0 Each
		Item Quantity Locations:	
Manufacturer:	Rocky Mountain Hardware	Source:	Rocky Mountain Hardware
Address:	United States	Address:	United States
Phone:		Phone:	508-287-1118
Contact:		Contact:	Sandra Diebolt
E-mail:		E-mail:	norumbega1@comcast.net
Web:		Web:	



Product:	BOILER LEVER
Model #:	L303
Color / Finish:	WHITE BRONZE DARK (WD)
Size / Dimensions:	3/4" X 4 11/16"
Location:	INDTERIOR DOORS THROUGHOUT COMFORT STATION 1

Required Item(s) for Designer Approval Prior to Fabrication :

Cut Sheet

Finish Sample

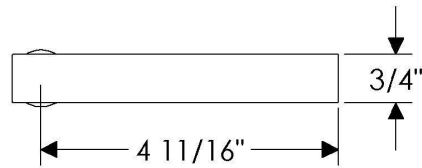
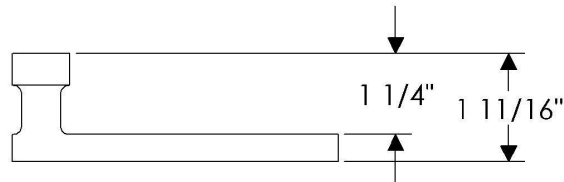
Instructions:

DH-201

CHAMPALIMAUD

PROJECT NAME :	Atlantic Fields Golf Programming Project Manual		
Project #:	21028.05	Item Number:	DH-201
Issue Date:	09/29/2023	Item Description:	INTERIOR DOOR LEVER COMFORT STATION 1
Revision(s):		Item Quantity:	0 Each

ROCKY MOUNTAIN®
H A R D W A R E



L303
Boiler Lever

888.788.2013 • www.rockymountainhardware.com • info@rockymountainhardware.com

DH-201

CHAMPALIMAUD

PROJECT NAME :	Atlantic Fields Golf Programming Project Manual		
Project #:	21028.05	Item Number:	DH-301
Issue Date:	09/29/2023	Item Description:	INTERIOR DOOR LEVER COMFORT STATION 2
Revision(s):		Item Quantity:	0 Each
		Item Quantity Locations:	
Manufacturer:	Rocky Mountain Hardware	Source:	Rocky Mountain Hardware
Address:	United States	Address:	United States
Phone:		Phone:	508-287-1118
Contact:		Contact:	Sandra Diebolt
E-mail:		E-mail:	norumbega1@comcast.net
Web:		Web:	



Product:	BOILER LEVER
Model #:	L303
Color / Finish:	WHITE BRONZE DARK (WD)
Size / Dimensions:	3/4" X 4 11/16"
Location:	INDTERIOR DOORS THROUGHOUT COMFORT STATION 2

Required Item(s) for Designer Approval Prior to Fabrication :

Cut Sheet

Finish Sample

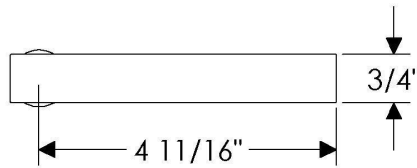
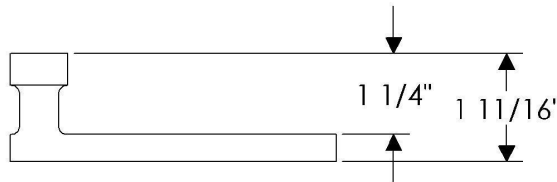
Instructions:

DH-301

CHAMPALIMAUD

PROJECT NAME :	Atlantic Fields Golf Programming Project Manual		
Project #:	21028.05	Item Number:	DH-301
Issue Date:	09/29/2023	Item Description:	INTERIOR DOOR LEVER COMFORT STATION 2
Revision(s):		Item Quantity:	0 Each

ROCKY MOUNTAIN®
H A R D W A R E



L303
Boiler Lever

888.788.2013 • www.rockymountainhardware.com • info@rockymountainhardware.com

DH-301

CHAMPALIMAUD

PROJECT NAME :	Atlantic Fields Golf Programming Project Manual		
Project #:	21028.05	Item Number:	DH-501
Issue Date:	09/29/2023	Item Description:	INTERIOR DOOR LEVER PERFORMANCE
Revision(s):		Item Quantity:	0 Each
		Item Quantity Locations:	
Manufacturer:	Rocky Mountain Hardware	Source:	Rocky Mountain Hardware
Address:	United States	Address:	United States
Phone:		Phone:	508-287-1118
Contact:		Contact:	Sandra Diebolt
E-mail:		E-mail:	norumbega1@comcast.net
Web:		Web:	



Product:	BOILER LEVER
Model #:	L303
Color / Finish:	WHITE BRONZE DARK (WD)
Size / Dimensions:	3/4" X 4 11/16"
Location:	INDTERIOR DOORS THROUGHOUT PERFORMANCE

Required Item(s) for Designer Approval Prior to Fabrication :

Cut Sheet

Finish Sample

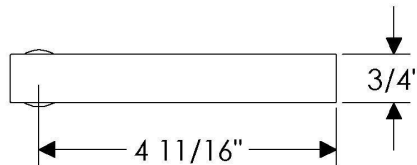
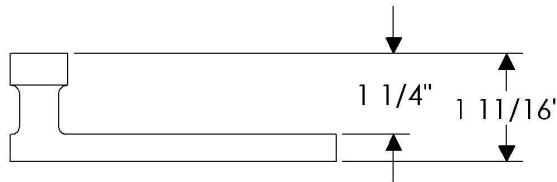
Instructions:

DH-501

CHAMPALIMAUD

PROJECT NAME :	Atlantic Fields Golf Programming Project Manual		
Project #:	21028.05	Item Number:	DH-501
Issue Date:	09/29/2023	Item Description:	INTERIOR DOOR LEVER PERFORMANCE
Revision(s):		Item Quantity:	0 Each

ROCKY MOUNTAIN®
H A R D W A R E



L303
Boiler Lever

888.788.2013 • www.rockymountainhardware.com • info@rockymountainhardware.com

DH-501

CHAMPALIMAUD

PROJECT NAME :	Atlantic Fields Golf Programming Project Manual		
Project #:	21028.05	Item Number:	DH-502
Issue Date:	10/18/2023	Item Description:	LOCKER HANGING ROD PERFORMANCE
Revision(s):	10/18/2023 (1)	Item Quantity:	0 Each
		Item Quantity Locations:	
Manufacturer:	EB BRADLEY	Source:	EB BRADLEY
Address:	United States	Address:	United States
Phone:	800-533-3030	Phone:	800-533-3030
Contact:		Contact:	
E-mail:		E-mail:	
Web:		Web:	



Product: CLOSET ROD AT SPA LOCKERS
Model #: UF3015-96-26 - ROD
UF8339D-26 - ROD MOUNT
E831 - END CAP
Color / Finish: POLISHED CHROME
Size / Dimensions: 8'L X 5/8" W X 1-1/8H
Notes: HANGING ROD INSIDE LOCKERS AT PERFORMANCE

Required Item(s) for Designer Approval Prior to Fabrication :

<input checked="" type="checkbox"/> Cut Sheet

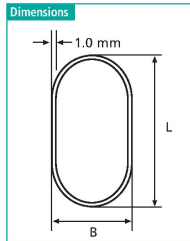
Instructions:

DH-502

CHAMPALIMAUD

PROJECT NAME :	Atlantic Fields Golf Programming Project Manual		
Project #:	21028.05	Item Number:	DH-502
Issue Date:	10/18/2023	Item Description:	LOCKER HANGING ROD PERFORMANCE
Revision(s):	10/18/2023 (1)	Item Quantity:	0 Each

Steel Oval Closet Rod



Features

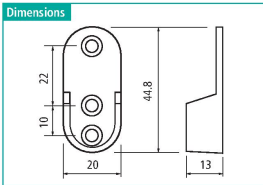
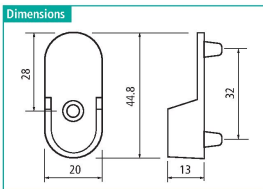
- ▶ Material Thickness: .039" · 1.0 mm · 20 gauge
- ▶ Seamless

Note:

We stock only .039" · 1.0 mm · 20 gauge steel oval tubes offering strength and load capacity for even large cabinet width. Thinner gauges (0.6, 0.7 and 0.8 mm) are available on special order. Contact us for further details.

Item Number	Finish	Length		Dimensions L x B	
		ft	m	Inches	mm
53111 46 003	Chrome	8	2.44	1-1/8 x 5/8	30 x 15
53111 46 001	Chrome	12	3.66	1-1/8 x 5/8	30 x 15

Supports for Steel Oval Closet Rod



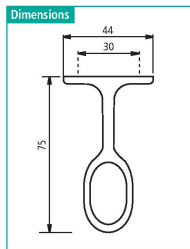
Pin Mount #6 x 3/4" screw not included

Item Number	Finish	for Rod Dimension Inches	mm	Type	Mount
54111 46 068	Chrome	1-1/8 x 5/8	15 x 30	open	5 mm pin

Screw Mount #6 x 3/4" screws not included

Item Number	Finish	for Rod Dimension Inches	mm	Type	Mount
54113 46 013	Chrome	1-1/8 x 5/8	15 x 30	open	screw

Center Supports for Steel Oval Closet Rod



Screw Mount #6 x 3/4" screws included

Item Number	Finish	for Rod Dimension Inches	mm	Type	Mount
54215 46 079	Chrome	1-1/8 x 5/8	15 x 30	closed	screw

05

64 STEEL ROD & SUPPORTS

CLOSET ROD AND ACCESSORIES USFUTABA

DH-502

Equipment

CHAMPALIMAUD

PROJECT NAME :	Atlantic Fields Golf Programming Project Manual		
Project #:	21028.05	Item Number:	EQ-101
Issue Date:	09/29/2023	Item Description:	84" CEILING FAN GOLF HOUSE
Revision(s):		Item Quantity:	0 Each
		Item Quantity Locations:	
Manufacturer:	Big Ass Fans	Source:	Big Ass Fans
Address:	2348 Innovation Drive Lexington, KY 40511 United States	Address:	2348 Innovation Drive Lexington, KY 40511 United States
Phone:	2348 Innovation Drive	Phone:	2348 Innovation Drive
Contact:		Contact:	
E-mail:		E-mail:	
Web:	www.bigassfans.com	Web:	www.bigassfans.com



Model #:	MK-HK4-07
Model Name:	HAIKU 84" - DAMP 1906
Description:	INDOOR/OUTDOOR FAN
Dimensions:	84"DIA x 20"H DOWNROD
Color/Finish:	CARAMEL WOOD GRAIN (F504) AND WHITE (A259)
Accessories:	MAGNETIC WALL HOLDER BLUETOOTH REMOTE
Notes:	- REFER TO SPEC SHEET FOR ADDITIONAL INFORMATION -NO INCORPORATED LIGHTING
Location:	CEILING AT GOLF HOUSE

Required Item(s) for Designer Approval Prior to Fabrication :

<input checked="" type="checkbox"/> Cut Sheet

Instructions:

1. CONTRACTOR IS REponsible FOR VERIFYING CUT-OUT DIMENSIONS.
2. CONTRACTOR IS RESPONSIBLE FOR INSTALLING EQUIPMENT PER MANUFACTURERS RECOMMENDED METHODS AND INSTRUCTIONS.
3. OWNER/PURCHASING AGENT TO VERIFY SPECIFICATION PRIOR TO PURCHASING.
4. CONTRACTOR IS RESPONSIBLE TO ORDER/ PURCHASE EQUIPMENT BASED ON PLAN LAYOUT (I.E. HINGE LOCATION)

CHAMPALIMAUD

PROJECT NAME :	Atlantic Fields Golf Programming Project Manual		
Project #:	21028.05	Item Number:	EQ-101
Issue Date:	09/29/2023	Item Description:	84" CEILING FAN GOLF HOUSE
Revision(s):		Item Quantity:	0 Each

HAIKU[®]

Enjoy the perfect blend of form and function with the expertly crafted Haiku from Big Ass Fans. With advanced features including automated SenseME™ technology, eight premium finishes, and available LED downlight and color-changing Chromatic Uplight, Haiku offers an unprecedented level of style, comfort, and control. Make the most of your favorite indoor and covered outdoor spaces with the whisper-quiet operation and world-class airflow from the world's most efficient smart fan.



KEY FEATURES

- ▶ **Three precision-balanced airfoils** in Moso bamboo or aircraft-grade aluminum
- ▶ **Built-in SenseME™ technology** for automated convenience and efficiency
- ▶ **LED downlight and Chromatic Uplight with optional UV-C** available together or separately
- ▶ **Permanent-magnet motor** for whisper-quiet, energy-efficient airflow
- ▶ **Superior airflow control** with bluetooth remote, seven speed settings, mobile app, and more
- ▶ **Indoor and covered outdoor models** available

DIAMETER

52, 60, 84 IN
(132, 152, 213 CM)

MOUNTING

- UNIVERSAL
- LOW PROFILE

CONTROL

- BLUETOOTH REMOTE - 0-10V
- VOICE INTEGRATION - MOBILE APP
- OPTIONAL WIRED WALL CONTROL

WARRANTY

UP TO
5 YEARS
INDOOR

UP TO
3 YEARS
OUTDOOR



BIG ASS FANS[®]

DISCOVER MORE ABOUT HAIKU

Learn more at bigassfans.com/fans/haiku/ or call our comfort experts for a free custom quote.

US +1 877.244.3267 | CA +1 844.924.4277 | AU +61 1300 244 277 | SG +65 6709 8500

CHAMPALIMAUD

PROJECT NAME :	Atlantic Fields Golf Programming Project Manual		
Project #:	21028.05	Item Number:	EQ-101
Issue Date:	09/29/2023	Item Description:	84" CEILING FAN GOLF HOUSE
Revision(s):		Item Quantity:	0 Each


TECHNICAL SPECIFICATIONS

HAIKU

THE WORLD'S SMARTEST FAN JUST GOT BRIGHTER.



Airfoil Finishes



Hardware Finishes



Construction Features

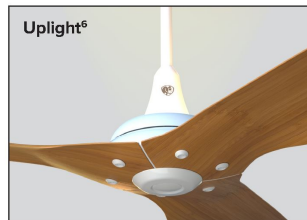
Airfoils	Motor ¹	Controls ²	Onboard Sensors ³	Mounting	Environment ⁴	Accessories
Bamboo (indoor only) or aircraft-grade aluminum	High-efficiency, brushless DC/EC motor Fan Eco Mode	Bluetooth remote Big Ass Fans mobile app Voice control 0-10 V (optional)	Temperature, humidity, and motion sensors enable SenseME Technology	Flat or sloped ceilings 8 ft (2.4 m) or taller Maximum slope: 33°	Indoor or covered damp locations	Haiku Light Kit Chromatic Uplight (indoor only) UV-C Uplight (indoor only) 0-10 V Module Extended downrod lengths Stabilizer Kit

Ordering Information

Diameter	Environment and Mounting ^{5,6}	Airfoil Material	Hardware Finish	Airfoil Finish ⁷	Motor	Downrod	Region	Downlight	Uplight ⁸
84 inch	Indoor, Universal: 1806 Demo, Universal: 1906	Aluminum: Blank Bamboo: 01	Black: A258 White: A259 Satin Nickel: A470 Oil-Rubbed Bronze: A471	Black: F258 White: F259 Caramel Bamboo ⁹ : F221 Cocoa Bamboo ⁹ : F222 Natural Bamboo: F860 Caramel Wood Grain: F504 Cocoa Wood Grain: F654 Driftwood: F772 Satin Nickel: F470 Oil-Rubbed Bronze: F471 Brushed Aluminum: F531	US, CA, MX: G10 International: G11	12 inch: I12 20 inch: I20 32 inch: I32 Low Profile: Blank	US, CA, MX: Blank APAC: R03 GCC: R04	Downlight: S2 None: Blank	Uplight: S80 None: Blank
52 and 60 inch	Indoor, Low Profile: 2400 Damp, Low Profile: 2500 Indoor, Universal: 2406 Demo, Universal: 2506								




Shown with low profile mount



Compatible with universal mount only

Bluetooth Remote



¹ Activate Fan Eco Mode in Big Ass Fans app to fully leverage the energy savings from your ceiling fan.
² Voice control requires an Amazon Alexa-enabled device or the Google Assistant.
³ SenseME Technology and the Haiku mobile app are supported by Android[™] and iOS.
⁴ Damp-rated fans installed in covered outdoor locations must have fixed/permanent full overhead coverage extending at least two feet (61 cm) out from the all-fan tips on all sides. The included fan stabilizer must be installed.
⁵ 52- and 60-inch indoor fans with the both the uplight and downlight must use the universal mount, indoor only (2406). Low profile mount not available for 84-inch fans.
⁶ Uplight not available on damp-rated fans. Compatible with universal mount only. Light kits purchased separately.
⁷ Bamboo finishes are indoor use only.

⁹ Lead times may vary.
 Warranty period and terms vary by country and application.



USA
BIGASSFANS.COM
877-244-3267

CANADA
BIGASSFANS.COM
844-924-4277

AUSTRALIA
BIGASSFANS.COM/AU
1300 244 277

SINGAPORE
BIGASSFANS.COM/SG
65 6709 8500

CHAMPALIMAUD

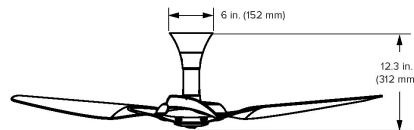
PROJECT NAME : Atlantic Fields Golf Programming Project Manual

Project #: 21028.05 Item Number: EQ-101
 Issue Date: 09/29/2023 Item Description: 84" CEILING FAN | GOLF HOUSE
 Revision(s): Item Quantity: 0 Each

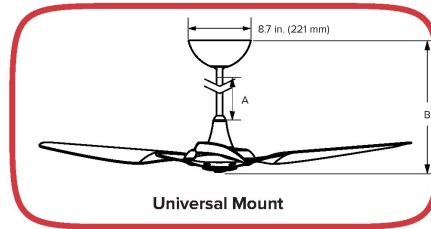
TECHNICAL SPECIFICATIONS

HAIKU

THE WORLD'S SMARTEST FAN JUST GOT BRIGHTER.



Low Profile Mount



Universal Mount

Universal Mount Downrod Lengths						
Downrod (A) ¹	Included Downrod (Select at Time of Order)			Optional Downrods (Ordered Separately)		
		12 in. (305 mm)	20 in. (508 mm)	32 in. (813 mm)	7 in. (178 mm)	48 in. (1219 mm)
Fan Height (B) ²	21 in. (533 mm)	29 in. (737 mm)	41 in. (1041 mm)	16 in. (406 mm)	57 in. (1448 mm)	69 in. (1753 mm)
Ceiling Height	9-10.5 ft (2.7-3.2 m)	10.5-11 ft (3.2-3.4 m)	11-13 ft (3.4-4 m)	9-11 ft (2.7-2.9 m)	13-14 ft (4-4.3 m)	>14 ft (>4.3 m)

Fan Specifications — Aluminum Airfoils								
Diameter	Mount	Weight ³	Max Speed	Airflow Min/Max	Watts Min/Max	Operating Voltage	Ambient Operational Temperature	Sound Level ⁴
52 in. (132 cm)	Low Profile	16.5 lb (7.5 kg)	177 RPM	427 / 5,172 cfm	2.4 / 15.1 W	100-240 VAC, 1 Φ, 50-60 Hz	32° to 104° F (0° to 40° C)	<35 cba at max speed
	Universal	15.5 lb (7 kg)	199 RPM	342 / 6,145 cfm	2.5 / 20.1 W			
60 in. (152 cm)	Low Profile	18.5 lb (8.4 kg)	174 RPM	403 / 6,062 cfm	2.4 / 15.9 W			
	Universal	17.5 lb (8 kg)	199 RPM	509 / 7,281 cfm	2.5 / 22.4 W			
84 in. (213 cm)	Universal	26 lb (11.8 kg)	128 RPM	2,768 / 17,369 cfm	3.8 / 42.3 W			

Fan Specifications — Bamboo Airfoils ⁵								
Diameter	Mount	Weight ³	Max Speed	Airflow Min/Max	Watts Min/Max	Operating Voltage	Ambient Operational Temperature	Sound Level ⁴
52 in. (132 cm)	Low Profile	14 lb (6.4 kg)	177 RPM	331 / 5,731 cfm	2.4 / 19.5 W	100-240 VAC, 1 Φ, 50-60 Hz	32° to 104° F (0° to 40° C)	<35 cba at max speed
	Universal	13 lb (5.9 kg)	200 RPM	371 / 6,973 cfm	3.5 / 28.92 W			
60 in. (152 cm)	Low Profile	16 lb (7.3 kg)	175 RPM	479 / 6,319 cfm	2.3 / 16.2 W			
	Universal	15 lb (6.8 kg)	199 RPM	596 / 7,632 cfm	2.6 / 25.1 W			
84 in. (213 cm)	Universal	21 lb (9.5 kg)	128 RPM	2,260 / 15,081 cfm	3.6 / 32.9 W			



Automate your comfort with SenseME

SenseME automatically adjusts your fans and lights to keep your home feeling and looking exactly the way you want it to. Download the Big Ass Fans mobile app to group multiple fans and set your comfort preferences for hands-free control.

¹ Optional downrod lengths packaged separately. The 7 in. (178 mm) downrod is not available for 84-inch (2134 mm) fans. 60 in. (1524 mm) is the longest downrod available.
² Fan heights do not include the Mini-Lights Add-On. Add-On is 20 mm for 84-inch (2134 mm) diameter fans.
³ The precise fan weight will vary based on individual component weights and finishing.
⁴ Actual results of sound measurements in the field may vary due to sound reflective surfaces and environmental conditions.
⁵ Bamboo Airfoils must be installed in moisture-free environments only.

⁵ Lead times may vary. Warranty period and terms vary by country and application.



USA
BIGASSFANS.COM
877-244-3267

CANADA
BIGASSFANS.COM
844-924-4277

AUSTRALIA
BIGASSFANS.COM/AU
1300 244 277

SINGAPORE
BIGASSFANS.COM/SG
65 6709 8500

CHAMPALIMAUD

PROJECT NAME :	Atlantic Fields Golf Programming Project Manual		
Project #:	21028.05	Item Number:	EQ-201
Issue Date:	09/29/2023	Item Description:	60" CEILING FAN COMFORT STATION 1
Revision(s):		Item Quantity:	0 Each
		Item Quantity Locations:	
Manufacturer:	Big Ass Fans	Source:	Big Ass Fans
Address:	2348 Innovation Drive Lexington, KY 40511 United States	Address:	2348 Innovation Drive Lexington, KY 40511 United States
Phone:	2348 Innovation Drive	Phone:	2348 Innovation Drive
Contact:		Contact:	
E-mail:		E-mail:	
Web:	www.bigassfans.com	Web:	www.bigassfans.com



Model #:	MK-HK4-05
Model Name:	HAIKU 60" - DAMP 2506
Description:	INDOOR/OUTDOOR FAN
Dimensions:	60"DIA x 20"H DOWNROD
Color/Finish:	CARAMEL WOOD GRAIN (F504) AND OIL RUBBED BRONZE (A471)
Accessories:	MAGNETIC WALL HOLDER BLUETOOTH REMOTE
Notes:	- REFER TO SPEC SHEET FOR ADDITIONAL INFORMATION -NO INCORPORATED LIGHTING
Location:	CEILING AT COMFORT STATION 1

Required Item(s) for Designer Approval Prior to Fabrication :

<input checked="" type="checkbox"/> Cut Sheet

Instructions:

1. CONTRACTOR IS REponsible FOR VERIFYING CUT-OUT DIMENSIONS.
2. CONTRACTOR IS RESPONSIBLE FOR INSTALLING EQUIPMENT PER MANUFACTURERS RECOMMENDED METHODS AND INSTRUCTIONS.
3. OWNER/PURCHASING AGENT TO VERIFY SPECIFICATION PRIOR TO PURCHASING.
4. CONTRACTOR IS RESPONSIBLE TO ORDER/ PURCHASE EQUIPMENT BASED ON PLAN LAYOUT (I.E. HINGE LOCATION)

EQ-201

CHAMPALIMAUD

PROJECT NAME :	Atlantic Fields Golf Programming Project Manual		
Project #:	21028.05	Item Number:	EQ-201
Issue Date:	09/29/2023	Item Description:	60" CEILING FAN COMFORT STATION 1
Revision(s):		Item Quantity:	0 Each

HAIKU[®]

Enjoy the perfect blend of form and function with the expertly crafted Haiku from Big Ass Fans. With advanced features including automated SenseME™ technology, eight premium finishes, and available LED downlight and color-changing Chromatic Uplight, Haiku offers an unprecedented level of style, comfort, and control. Make the most of your favorite indoor and covered outdoor spaces with the whisper-quiet operation and world-class airflow from the world's most efficient smart fan.



KEY FEATURES

- ▶ **Three precision-balanced airfoils** in Moso bamboo or aircraft-grade aluminum
- ▶ **Built-in SenseME™ technology** for automated convenience and efficiency
- ▶ **LED downlight and Chromatic Uplight with optional UV-C** available together or separately
- ▶ **Permanent-magnet motor** for whisper-quiet, energy-efficient airflow
- ▶ **Superior airflow control** with bluetooth remote, seven speed settings, mobile app, and more
- ▶ **Indoor and covered outdoor models** available

DIAMETER

52, 60, 84 IN
(132, 152, 213 CM)

MOUNTING

- UNIVERSAL
- LOW PROFILE

CONTROL

- BLUETOOTH REMOTE - 0-10V
- VOICE INTEGRATION - MOBILE APP
- OPTIONAL WIRED WALL CONTROL

WARRANTY

UP TO
5 YEARS
INDOOR

UP TO
3 YEARS
OUTDOOR



BIG ASS FANS[®]

DISCOVER MORE ABOUT HAIKU

Learn more at bigassfans.com/fans/haiku/ or call our comfort experts for a free custom quote.

US +1 877.244.3267 | CA +1 844.924.4277 | AU +61 1300 244 277 | SG +65 6709 8500

EQ-201

CHAMPALIMAUD

PROJECT NAME :	Atlantic Fields Golf Programming Project Manual		
Project #:	21028.05	Item Number:	EQ-201
Issue Date:	09/29/2023	Item Description:	60" CEILING FAN COMFORT STATION 1
Revision(s):		Item Quantity:	0 Each


TECHNICAL SPECIFICATIONS

HAIKU

THE WORLD'S SMARTEST FAN JUST GOT BRIGHTER.



Airfoil Finishes



Hardware Finishes



Construction Features

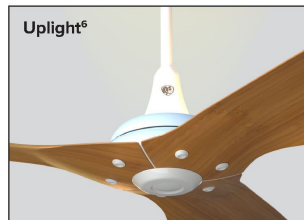
Airfoils	Motor ¹	Controls ²	Onboard Sensors ³	Mounting	Environment ⁴	Accessories
Bamboo (indoor only) or aircraft-grade aluminum	High-efficiency, brushless DC/EC motor Fan Eco Mode	Bluetooth remote Big Ass Fans mobile app Voice control 0-10 V (optional)	Temperature, humidity, and motion sensors enable SenseME Technology	Flat or sloped ceilings 8 ft (2.4 m) or taller Maximum slope: 33°	Indoor or covered damp locations	Haiku Light Kit Chromatic Uplight (indoor only) UV-C Uplight (indoor only) 0-10 V Module Extended downrod lengths Stabilizer Kit

Ordering Information

Diameter	Environment and Mounting ^{5,6}	Airfoil Material	Hardware Finish	Airfoil Finish ⁷	Motor	Downrod	Region	Downlight	Uplight ⁸
84 inch: MK-HK4-08	Indoor, Universal: 1806 Damp, Universal: 1906	Aluminum: Blank Bamboo: 01	Black: A258 White: A259 Satin Nickel: A470 Oil-Rubbed Bronze: A471	Black: F258 White: F259 Caramel Bamboo ⁹ : F221 Cocoa Bamboo ⁹ : F222 Natural Bamboo: F860 Caramel Wood Grain ⁹ : F804 Cocoa Wood Grain: F654 Driftwood: F772 Satin Nickel: F470 Oil-Rubbed Bronze: F471 Brushed Aluminium: F531	US, CA, MX: G10 International: G11	12 inch: I12 20 inch: I20 32 inch: I32 Low Profile: Blank	US, CA, MX: Blank APAC: R03 GCC: R04	Downlight: S2 None: Blank	Uplight: S80 None: Blank
60 inch: MK-HK4-06	Indoor, Low Profile: 2400 Damp, Low Profile: 2500 Indoor, Universal: 2406 Damp, Universal: 2506								
52 inch: MK-HK4-04									
84 inch: MK-HK4-07									




Shown with low profile mount



Compatible with universal mount only

Bluetooth Remote



¹ Activate Fan Eco Mode in Big Ass Fans app to fully leverage the energy savings from your ceiling fan.
² Voice control requires an Amazon Alexa-enabled device or the Google Assistant.
³ SenseME Technology and the Haiku mobile app are supported by Android[™] and iOS.
⁴ Damp-rated fans installed in covered outdoor locations must have fixed/permanent full overhead coverage extending at least two feet (0.6 m) out from the airfoil tips on all sides. The included fan stabilizer must be installed.
⁵ 52- and 60-inch indoor fans with the both the uplight and downlight must use the universal mount, indoor only (2406). Low profile mount not available for 84-inch fans.
⁶ Uplight not available on damp-rated fans. Compatible with universal mount only. Light kits purchased separately.
⁷ Bamboo finishes are indoor use only.

⁹ Lead times may vary.
 Warranty period and terms vary by country and application.



USA
BIGASSFANS.COM
877-244-3267

CANADA
BIGASSFANS.COM
844-924-4277

AUSTRALIA
BIGASSFANS.COM/AU
1300 244 277

SINGAPORE
BIGASSFANS.COM/SG
65 6709 8500

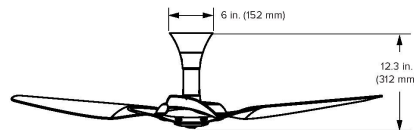
CHAMPALIMAUD

PROJECT NAME :	Atlantic Fields Golf Programming Project Manual		
Project #:	21028.05	Item Number:	EQ-201
Issue Date:	09/29/2023	Item Description:	60" CEILING FAN COMFORT STATION 1
Revision(s):		Item Quantity:	0 Each

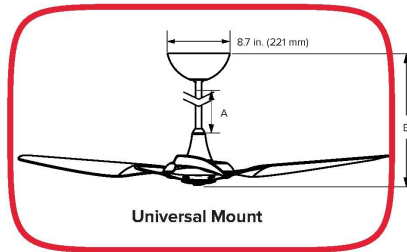
TECHNICAL SPECIFICATIONS

HAIKU

THE WORLD'S SMARTEST FAN JUST GOT BRIGHTER.



Low Profile Mount



Universal Mount

Universal Mount Downrod Lengths						
Downrod (A) ¹	Included Downrod (Select at Time of Order)			Optional Downrods (Ordered Separately)		
	12 in. (305 mm)	20 in. (508 mm)	32 in. (813 mm)	7 in. (178 mm)	48 in. (1219 mm)	60 in. (1524 mm)
Fan Height (B) ²	21 in. (533 mm)	29 in. (737 mm)	41 in. (1041 mm)	16 in. (406 mm)	57 in. (1448 mm)	69 in. (1753 mm)
Ceiling Height	9-10.5 ft (2.7-3.2 m)	10.5-11 ft (3.2-3.4 m)	11-13 ft (3.4-4 m)	9-11 ft (2.7-2.9 m)	13-14 ft (4-4.3 m)	>14 ft (>4.3 m)

Fan Specifications — Aluminum Airfoils								
Diameter	Mount	Weight ³	Max Speed	Airflow Min/Max	Watts Min/Max	Operating Voltage	Ambient Operational Temperature	Sound Level ⁴
52 in. (132 cm)	Low Profile	16.5 lb (7.5 kg)	177 RPM	427 / 5,172 cfm	2.4 / 15.1 W	100-240 VAC, 1 Φ , 50-60 Hz	32° to 104° F (0° to 40° C)	<35 cba at max speed
	Universal	15.5 lb (7 kg)	199 RPM	342 / 6,145 cfm	2.5 / 20.1 W			
60 in. (152 cm)	Low Profile	18.5 lb (8.4 kg)	174 RPM	403 / 6,062 cfm	2.4 / 15.9 W			
	Universal	17.5 lb (8 kg)	199 RPM	509 / 7,281 cfm	2.5 / 22.4 W			
84 in. (213 cm)	Universal	26 lb (11.8 kg)	128 RPM	2,768 / 17,369 cfm	3.8 / 42.3 W			

Fan Specifications — Bamboo Airfoils ⁵								
Diameter	Mount	Weight ³	Max Speed	Airflow Min/Max	Watts Min/Max	Operating Voltage	Ambient Operational Temperature	Sound Level ⁴
52 in. (132 cm)	Low Profile	14 lb (6.4 kg)	177 RPM	331 / 5,731 cfm	2.4 / 19.5 W	100-240 VAC, 1 Φ , 50-60 Hz	32° to 104° F (0° to 40° C)	<35 cba at max speed
	Universal	13 lb (5.9 kg)	200 RPM	371 / 6,973 cfm	3.5 / 28.92 W			
60 in. (152 cm)	Low Profile	16 lb (7.3 kg)	175 RPM	479 / 6,319 cfm	2.3 / 16.2 W			
	Universal	15 lb (6.8 kg)	199 RPM	596 / 7,632 cfm	2.6 / 25.1 W			
84 in. (213 cm)	Universal	21 lb (9.5 kg)	128 RPM	2,260 / 15,081 cfm	3.6 / 32.9 W			



Automate your comfort with SenseME

SenseME automatically adjusts your fans and lights to keep your home feeling and looking exactly the way you want it to. Download the Big Ass Fans mobile app to group multiple fans and set your comfort preferences for hands-free control.

¹ Optional downrod lengths packaged separately. The 7 in. (178 mm) downrod is not available for 84-inch (2134 mm) fans. 60 in. (1524 mm) is the longest downrod available.
² Fan heights do not include the Minilo Light kit. Add 0.9 in. (20 mm) for 84-inch (2134 mm) diameter fans.
³ The precise fan weight will vary based on individual component weights and finishing.
⁴ Actual results of sound measurements in the field may vary due to sound reflective surfaces and environmental conditions.
⁵ Bamboo airfoils must be installed in moisture-free environments only.

⁵ Lead times may vary. Warranty period and terms vary by country and application.



USA
BIGASSFANS.COM
877-244-3267


CANADA
BIGASSFANS.COM
844-924-4277

AUSTRALIA
BIGASSFANS.COM/AU
1300 244 277

SINGAPORE
BIGASSFANS.COM/SG
65 6709 8500

CHAMPALIMAUD

PROJECT NAME :	Atlantic Fields Golf Programming Project Manual		
Project #:	21028.05	Item Number:	EQ-202
Issue Date:	09/29/2023	Item Description:	PANEL READY UNDERCOUNTER ICE MACHINE COMFORT STATION 1
Revision(s):	10/18/2023 (1)	Item Quantity:	0 Each
		Item Quantity Locations:	
Manufacturer:	TBD	Source:	TBD
Address:		Address:	
Phone:		Phone:	
Contact:		Contact:	
E-mail:		E-mail:	
Web:		Web:	



REFER TO AOR SPECIFICATIONS FOR MAUFACTURER,
CUTSHEET, AND DETAILS

Required Item(s) for Designer Approval Prior to Fabrication :

<input checked="" type="checkbox"/> Cut Sheet

Instructions:

1. CONTRACTOR IS REPOSNSIBLE FOR VERIFYING CUT-OUT DIMENSIONS.
2. CONTRACTOR IS RESPONSIBLE FOR INSTALLING EQUIPMENT PER MANUFACUTURERS RECOMMENDED METHODS AND INSTRUCTIONS.
3. OWNER/PURCHASING AGENT TO VERIFY SPECIFICATION PRIOR TO PURCHASING.
4. CONTRACTOR IS RESPONSIBLE TO ORDER/ PURCHASE EQUIPMENT BASED ON PLAN LAYOUT (I.E. HINGE LOCATION)

EQ-202

CHAMPALIMAUD

PROJECT NAME :	Atlantic Fields Golf Programming Project Manual		
Project #:	21028.05	Item Number:	EQ-203
Issue Date:	09/29/2023	Item Description:	FULL HEIGHT REFRIGERATOR COMFORT STATION 1
Revision(s):	10/18/2023 (1)	Item Quantity:	0 Each
		Item Quantity Locations:	
Manufacturer:	TBD	Source:	TBD
Address:		Address:	
Phone:		Phone:	
Contact:		Contact:	
E-mail:		E-mail:	
Web:		Web:	

REFER TO AOR SPECIFICATIONS FOR MAUFACTURER, CUTSHEET, AND DETAILS

Required Item(s) for Designer Approval Prior to Fabrication :

Cut Sheet

Instructions:

1. CONTRACTOR IS REponsible FOR VERIFYING CUT-OUT DIMENSIONS.
2. CONTRACTOR IS RESPONSIBLE FOR INSTALLING EQUIPMENT PER MANUFACTURERS RECOMMENDED METHODS AND INSTRUCTIONS.
3. OWNER/PURCHASING AGENT TO VERIFY SPECIFICATION PRIOR TO PURCHASING.
4. CONTRACTOR IS RESPONSIBLE TO ORDER/ PURCHASE EQUIPMENT BASED ON PLAN LAYOUT (I.E. HINGE LOCATION)

EQ-203

CHAMPALIMAUD

PROJECT NAME :	Atlantic Fields Golf Programming Project Manual		
Project #:	21028.05	Item Number:	EQ-204
Issue Date:	09/29/2023	Item Description:	HOT PLATE / COLD PLATE COMFORT STATION 1
Revision(s):	10/18/2023 (1)	Item Quantity:	0 Each
		Item Quantity Locations:	
Manufacturer:	TBD	Source:	TBD
Address:		Address:	
Phone:		Phone:	
Contact:		Contact:	
E-mail:		E-mail:	
Web:		Web:	

REFER TO AOR SPECIFICATIONS FOR MAUFACTURER, CUTSHEET, AND DETAILS

Required Item(s) for Designer Approval Prior to Fabrication :

Cut Sheet


Instructions:

1. CONTRACTOR IS REPOSNSIBLE FOR VERIFYING CUT-OUT DIMENSIONS.
2. CONTRACTOR IS RESPONSIBLE FOR INSTALLING EQUIPMENT PER MANUFACUTURERS RECOMMENDED METHODS AND INSTRUCTIONS.
3. OWNER/PURCHASING AGENT TO VERIFY SPECIFICATION PRIOR TO PURCHASING.
4. CONTRACTOR IS RESPONSIBLE TO ORDER/ PURCHASE EQUIPMENT BASED ON PLAN LAYOUT (I.E. HINGE LOCATION)

EQ-204

CHAMPALIMAUD

PROJECT NAME :	Atlantic Fields Golf Programming Project Manual		
Project #:	21028.05	Item Number:	EQ-205
Issue Date:	09/29/2023	Item Description:	PANEL READY UNDERCOUNTER FREEZER DRAWERS COMFORT STATION 1
Revision(s):	10/18/2023 (1)	Item Quantity:	0 Each
		Item Quantity Locations:	
Manufacturer:	TBD	Source:	TBD
Address:		Address:	
Phone:		Phone:	
Contact:		Contact:	
E-mail:		E-mail:	
Web:		Web:	



REFER TO AOR SPECIFICATIONS FOR MAUFACTURER, CUTSHEET, AND DETAILS

Required Item(s) for Designer Approval Prior to Fabrication :

<input checked="" type="checkbox"/> Cut Sheet


Instructions:

1. CONTRACTOR IS REPOSNSIBLE FOR VERIFYING CUT-OUT DIMENSIONS.
2. CONTRACTOR IS RESPONSIBLE FOR INSTALLING EQUIPMENT PER MANUFACUTURERS RECOMMENDED METHODS AND INSTRUCTIONS.
3. OWNER/PURCHASING AGENT TO VERIFY SPECIFICATION PRIOR TO PURCHASING.
4. CONTRACTOR IS RESPONSIBLE TO ORDER/ PURCHASE EQUIPMENT BASED ON PLAN LAYOUT (I.E. HINGE LOCATION)

EQ-205

CHAMPALIMAUD

PROJECT NAME :	Atlantic Fields Golf Programming Project Manual		
Project #:	21028.05	Item Number:	EQ-206
Issue Date:	09/29/2023	Item Description:	PANEL READY UNDERCOUNTER FRIDGE DRAWERS COMFORT STATION 1
Revision(s):	10/18/2023 (1)	Item Quantity:	0 Each
		Item Quantity Locations:	
Manufacturer:	TBD	Source:	TBD
Address:		Address:	
Phone:		Phone:	
Contact:		Contact:	
E-mail:		E-mail:	
Web:		Web:	



REFER TO AOR SPECIFICATIONS FOR MAUFACTURER,
CUTSHEET, AND DETAILS

Required Item(s) for Designer Approval Prior to Fabrication :

Cut Sheet


Instructions:

1. CONTRACTOR IS REPOSNSIBLE FOR VERIFYING CUT-OUT DIMENSIONS.
2. CONTRACTOR IS RESPONSIBLE FOR INSTALLING EQUIPMENT PER MANUFACUTURERS RECOMMENDED METHODS AND INSTRUCTIONS.
3. OWNER/PURCHASING AGENT TO VERIFY SPECIFICATION PRIOR TO PURCHASING.
4. CONTRACTOR IS RESPONSIBLE TO ORDER/ PURCHASE EQUIPMENT BASED ON PLAN LAYOUT (I.E. HINGE LOCATION)

EQ-206

CHAMPALIMAUD

PROJECT NAME :	Atlantic Fields Golf Programming Project Manual		
Project #:	21028.05	Item Number:	EQ-207
Issue Date:	09/29/2023	Item Description:	PANEL READY UNDERCOUNTER WARMING DRAWERS COMFORT STATION 1
Revision(s):	10/18/2023 (1)	Item Quantity:	0 Each
		Item Quantity Locations:	
Manufacturer:	TBD	Source:	TBD
Address:		Address:	
Phone:		Phone:	
Contact:		Contact:	
E-mail:		E-mail:	
Web:		Web:	



REFER TO AOR SPECIFICATIONS FOR MAUFACTURER,
CUTSHEET, AND DETAILS

Required Item(s) for Designer Approval Prior to Fabrication :

<input checked="" type="checkbox"/> Cut Sheet

Instructions:

1. CONTRACTOR IS REPOSNSIBLE FOR VERIFYING CUT-OUT DIMENSIONS.
2. CONTRACTOR IS RESPONSIBLE FOR INSTALLING EQUIPMENT PER MANUFACUTURERS RECOMMENDED METHODS AND INSTRUCTIONS.
3. OWNER/PURCHASING AGENT TO VERIFY SPECIFICATION PRIOR TO PURCHASING.
4. CONTRACTOR IS RESPONSIBLE TO ORDER/ PURCHASE EQUIPMENT BASED ON PLAN LAYOUT (I.E. HINGE LOCATION)

EQ-207

CHAMPALIMAUD

PROJECT NAME :	Atlantic Fields Golf Programming Project Manual		
Project #:	21028.05	Item Number:	EQ-301
Issue Date:	09/29/2023	Item Description:	60" CEILING FAN COMFORT STATION 2
Revision(s):		Item Quantity:	0 Each
		Item Quantity Locations:	
Manufacturer:	Big Ass Fans	Source:	Big Ass Fans
Address:	2348 Innovation Drive Lexington, KY 40511 United States	Address:	2348 Innovation Drive Lexington, KY 40511 United States
Phone:	2348 Innovation Drive	Phone:	2348 Innovation Drive
Contact:		Contact:	
E-mail:		E-mail:	
Web:	www.bigassfans.com	Web:	www.bigassfans.com



Model #:	MK-HK4-05
Model Name:	HAIKU 60" - DAMP 2506
Description:	INDOOR/OUTDOOR FAN
Dimensions:	60"DIA x 20"H DOWNROD
Color/Finish:	CARAMEL WOOD GRAIN (F504) AND OIL RUBBED BRONZE (A471)
Accessories:	MAGNETIC WALL HOLDER BLUETOOTH REMOTE
Notes:	- REFER TO SPEC SHEET FOR ADDITIONAL INFORMATION -NO INCORPORATED LIGHTING
Location:	CEILING AT COMFORT STATION 2

Required Item(s) for Designer Approval Prior to Fabrication :

Cut Sheet

Instructions:

1. CONTRACTOR IS RESPONSIBLE FOR VERIFYING CUT-OUT DIMENSIONS.
2. CONTRACTOR IS RESPONSIBLE FOR INSTALLING EQUIPMENT PER MANUFACTURERS RECOMMENDED METHODS AND INSTRUCTIONS.
3. OWNER/PURCHASING AGENT TO VERIFY SPECIFICATION PRIOR TO PURCHASING.
4. CONTRACTOR IS RESPONSIBLE TO ORDER/ PURCHASE EQUIPMENT BASED ON PLAN LAYOUT (I.E. HINGE LOCATION)

EQ-301

CHAMPALIMAUD

PROJECT NAME :	Atlantic Fields Golf Programming Project Manual		
Project #:	21028.05	Item Number:	EQ-301
Issue Date:	09/29/2023	Item Description:	60" CEILING FAN COMFORT STATION 2
Revision(s):		Item Quantity:	0 Each

HAIKU[®]

Enjoy the perfect blend of form and function with the expertly crafted Haiku from Big Ass Fans. With advanced features including automated SenseME™ technology, eight premium finishes, and available LED downlight and color-changing Chromatic Uplight, Haiku offers an unprecedented level of style, comfort, and control. Make the most of your favorite indoor and covered outdoor spaces with the whisper-quiet operation and world-class airflow from the world's most efficient smart fan.



KEY FEATURES

- ▶ **Three precision-balanced airfoils** in Moso bamboo or aircraft-grade aluminum
- ▶ **Built-in SenseME™ technology** for automated convenience and efficiency
- ▶ **LED downlight and Chromatic Uplight with optional UV-C** available together or separately
- ▶ **Permanent-magnet motor** for whisper-quiet, energy-efficient airflow
- ▶ **Superior airflow control** with bluetooth remote, seven speed settings, mobile app, and more
- ▶ **Indoor and covered outdoor models** available

DIAMETER

52, 60, 84 IN
(132, 152, 213 CM)

MOUNTING

- UNIVERSAL
- LOW PROFILE

CONTROL

- BLUETOOTH REMOTE - 0-10V
- VOICE INTEGRATION - MOBILE APP
- OPTIONAL WIRED WALL CONTROL

WARRANTY

UP TO
5 YEARS
INDOOR

UP TO
3 YEARS
OUTDOOR



BIG ASS FANS[®]

DISCOVER MORE ABOUT HAIKU

Learn more at bigassfans.com/fans/haiku/ or call our comfort experts for a free custom quote.

US +1 877.244.3267 | CA +1 844.924.4277 | AU +61 1300 244 277 | SG +65 6709 8500

EQ-301

CHAMPALIMAUD

PROJECT NAME :	Atlantic Fields Golf Programming Project Manual		
Project #:	21028.05	Item Number:	EQ-301
Issue Date:	09/29/2023	Item Description:	60" CEILING FAN COMFORT STATION 2
Revision(s):		Item Quantity:	0 Each


TECHNICAL SPECIFICATIONS

HAIKU

THE WORLD'S SMARTEST FAN JUST GOT BRIGHTER.



Airfoil Finishes



Hardware Finishes



Construction Features

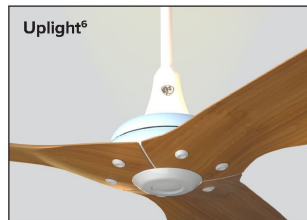
Airfoils	Motor ¹	Controls ²	Onboard Sensors ³	Mounting	Environment ⁴	Accessories
Bamboo (indoor only) or aircraft-grade aluminum	High-efficiency, brushless DC/EC motor Fan Eco Mode	Bluetooth remote Big Ass Fans mobile app Voice control 0-10 V (optional)	Temperature, humidity, and motion sensors enable SenseME Technology	Flat or sloped ceilings 8 ft (2.4 m) or taller Maximum slope: 33°	Indoor or covered damp locations	Haiku Light Kit Chromatic Uplight (indoor only) UV-C Uplight (indoor only) 0-10 V Module Extended downrod lengths Stabilizer Kit

Ordering Information

Diameter	Environment and Mounting ^{5,6}	Airfoil Material	Hardware Finish	Airfoil Finish ⁷	Motor	Downrod	Region	Downlight	Uplight ⁸
84 inch	Indoor, Universal: 1806 Damp, Universal: 1906	Aluminum: Blank Bamboo: 01	Black: A258 White: A259 Satin Nickel: A470 Oil-Rubbed Bronze: A471	Black: F258 White: F259 Caramel Bamboo ⁹ : F221 Cocoa Bamboo ⁹ : F222 Natural Bamboo: F860 Caramel Wood Grain ⁹ : F804 Cocoa Wood Grain: F654 Driftwood: F772 Satin Nickel: F470 Oil-Rubbed Bronze: F471 Brushed Aluminum: F531	US, CA, MX: G10 International: G11	12 inch: I12 20 inch: I20 32 inch: I32 Low Profile: Blank	US, CA, MX: Blank APAC: R03 GCC: R04	Downlight: S2 None: Blank	Uplight: S80 None: Blank
60 inch	Indoor, Low Profile: 2400 Damp, Low Profile: 2500 Indoor, Universal: 2406 Damp, Universal: 2506								
52 and 60 inch									




Shown with low profile mount



Compatible with universal mount only

Bluetooth Remote



¹ Activate Fan Eco Mode in Big Ass Fans app to fully leverage the energy savings from your ceiling fan.
² Voice control requires an Amazon Alexa-enabled device or the Google Assistant.
³ SenseME Technology and the Haiku mobile app are supported by Android[™] and iOS.
⁴ Damp-rated fans installed in covered outdoor locations must have fixed/permanent full overhead coverage extending at least two feet (0.6 m) out from the airfoil tips on all sides. The included fan stabilizer must be installed.
⁵ 52- and 60-inch indoor fans with the both the uplight and downlight must use the universal mount, indoor only (2406). Low profile mount not available for 84-inch fans.
⁶ Uplight not available on damp-rated fans. Compatible with universal mount only. Light kits purchased separately.
⁷ Bamboo finishes are indoor use only.

⁹ Lead times may vary.
 Warranty period and terms vary by country and application.



USA
BIGASSFANS.COM
877-244-3267

CANADA
BIGASSFANS.COM
844-924-4277

AUSTRALIA
BIGASSFANS.COM/AU
1300 244 277

SINGAPORE
BIGASSFANS.COM/SG
65 6709 8500

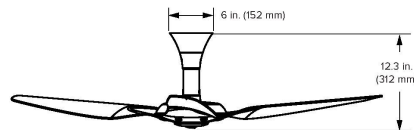
CHAMPALIMAUD

PROJECT NAME :	Atlantic Fields Golf Programming Project Manual		
Project #:	21028.05	Item Number:	EQ-301
Issue Date:	09/29/2023	Item Description:	60" CEILING FAN COMFORT STATION 2
Revision(s):		Item Quantity:	0 Each

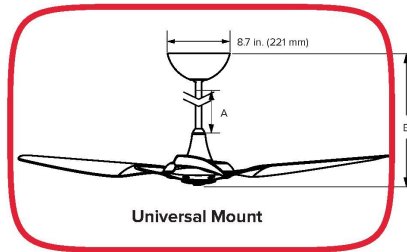
TECHNICAL SPECIFICATIONS

HAIKU

THE WORLD'S SMARTEST FAN JUST GOT BRIGHTER.



Low Profile Mount



Universal Mount

Universal Mount Downrod Lengths						
Downrod (A) ¹	Included Downrod (Select at Time of Order)			Optional Downrods (Ordered Separately)		
	12 in. (305 mm)	20 in. (508 mm)	32 in. (813 mm)	7 in. (178 mm)	48 in. (1219 mm)	60 in. (1524 mm)
Fan Height (B) ²	21 in. (533 mm)	29 in. (737 mm)	41 in. (1041 mm)	16 in. (406 mm)	57 in. (1448 mm)	69 in. (1753 mm)
Ceiling Height	9-10.5 ft (2.7-3.2 m)	10.5-11 ft (3.2-3.4 m)	11-13 ft (3.4-4 m)	9-11 ft (2.7-2.9 m)	13-14 ft (4-4.3 m)	>14 ft (>4.3 m)

Fan Specifications — Aluminum Airfoils								
Diameter	Mount	Weight ³	Max Speed	Airflow Min/Max	Watts Min/Max	Operating Voltage	Ambient Operational Temperature	Sound Level ⁴
52 in. (132 cm)	Low Profile	16.5 lb (7.5 kg)	177 RPM	427 / 5,172 cfm	2.4 / 15.1 W	100-240 VAC, 1 Φ , 50-60 Hz	32° to 104° F (0° to 40° C)	<35 cba at max speed
	Universal	15.5 lb (7 kg)	199 RPM	342 / 6,145 cfm	2.5 / 20.1 W			
60 in. (152 cm)	Low Profile	18.5 lb (8.4 kg)	174 RPM	403 / 6,062 cfm	2.4 / 15.9 W			
	Universal	17.5 lb (8 kg)	199 RPM	509 / 7,281 cfm	2.5 / 22.4 W			
84 in. (213 cm)	Universal	26 lb (11.8 kg)	128 RPM	2,768 / 17,369 cfm	3.8 / 42.3 W			

Fan Specifications — Bamboo Airfoils ⁵								
Diameter	Mount	Weight ³	Max Speed	Airflow Min/Max	Watts Min/Max	Operating Voltage	Ambient Operational Temperature	Sound Level ⁴
52 in. (132 cm)	Low Profile	14 lb (6.4 kg)	177 RPM	331 / 5,731 cfm	2.4 / 19.5 W	100-240 VAC, 1 Φ , 50-60 Hz	32° to 104° F (0° to 40° C)	<35 cba at max speed
	Universal	13 lb (5.9 kg)	200 RPM	371 / 6,973 cfm	3.5 / 28.92 W			
60 in. (152 cm)	Low Profile	16 lb (7.3 kg)	175 RPM	479 / 6,319 cfm	2.3 / 16.2 W			
	Universal	15 lb (6.8 kg)	199 RPM	596 / 7,632 cfm	2.6 / 25.1 W			
84 in. (213 cm)	Universal	21 lb (9.5 kg)	128 RPM	2,260 / 15,081 cfm	3.6 / 32.9 W			



Automate your comfort with SenseME

SenseME automatically adjusts your fans and lights to keep your home feeling and looking exactly the way you want it to. Download the Big Ass Fans mobile app to group multiple fans and set your comfort preferences for hands-free control.

¹ Optional downrod lengths packaged separately. The 7 in. (178 mm) downrod is not available for 84-inch (2134 mm) fans. 60 in. (1524 mm) is the longest downrod available.
² Fan heights do not include the Minilo Lights. Add 0.9 in. (20 mm) for 84-inch (2134 mm) diameter fans.
³ The precise fan weight will vary based on individual component weights and finishing.
⁴ Actual results of sound measurements in the field may vary due to sound reflective surfaces and environmental conditions.
⁵ Bamboo airfoils must be installed in tobacco-free environments only.

⁵ Lead times may vary. Warranty period and terms vary by country and application.



USA
BIGASSFANS.COM
877-244-3267


CANADA
BIGASSFANS.COM
844-924-4277

AUSTRALIA
BIGASSFANS.COM/AU
1300 244 277

SINGAPORE
BIGASSFANS.COM/SG
65 6709 8500

CHAMPALIMAUD

PROJECT NAME :	Atlantic Fields Golf Programming Project Manual		
Project #:	21028.05	Item Number:	EQ-302
Issue Date:	09/29/2023	Item Description:	PANEL READY UNDERCOUNTER ICE MACHINE COMFORT STATION 2
Revision(s):	10/18/2023 (1)	Item Quantity:	0 Each
		Item Quantity Locations:	
Manufacturer:	TBD	Source:	TBD
Address:		Address:	
Phone:		Phone:	
Contact:		Contact:	
E-mail:		E-mail:	
Web:		Web:	



REFER TO AOR SPECIFICATIONS FOR MAUFACTURER, CUTSHEET, AND DETAILS

Required Item(s) for Designer Approval Prior to Fabrication :

Cut Sheet


Instructions:

1. CONTRACTOR IS REPOSNSIBLE FOR VERIFYING CUT-OUT DIMENSIONS.
2. CONTRACTOR IS RESPONSIBLE FOR INSTALLING EQUIPMENT PER MANUFACUTURERS RECOMMENDED METHODS AND INSTRUCTIONS.
3. OWNER/PURCHASING AGENT TO VERIFY SPECIFICATION PRIOR TO PURCHASING.
4. CONTRACTOR IS RESPONSIBLE TO ORDER/ PURCHASE EQUIPMENT BASED ON PLAN LAYOUT (I.E. HINGE LOCATION)

EQ-302

CHAMPALIMAUD

PROJECT NAME :	Atlantic Fields Golf Programming Project Manual		
Project #:	21028.05	Item Number:	EQ-303
Issue Date:	09/29/2023	Item Description:	FULL HEIGHT REFRIGERATOR COMFORT STATION 2
Revision(s):	10/18/2023 (1)	Item Quantity:	0 Each
		Item Quantity Locations:	
Manufacturer:	TBD	Source:	TBD
Address:		Address:	
Phone:		Phone:	
Contact:		Contact:	
E-mail:		E-mail:	
Web:		Web:	



REFER TO AOR SPECIFICATIONS FOR MAUFACTURER,
CUTSHEET, AND DETAILS

Required Item(s) for Designer Approval Prior to Fabrication :

<input checked="" type="checkbox"/> Cut Sheet


Instructions:

1. CONTRACTOR IS REponsible FOR VERIFYING CUT-OUT DIMENSIONS.
2. CONTRACTOR IS RESPONSIBLE FOR INSTALLING EQUIPMENT PER MANUFACTURERS RECOMMENDED METHODS AND INSTRUCTIONS.
3. OWNER/PURCHASING AGENT TO VERIFY SPECIFICATION PRIOR TO PURCHASING.
4. CONTRACTOR IS RESPONSIBLE TO ORDER/ PURCHASE EQUIPMENT BASED ON PLAN LAYOUT (I.E. HINGE LOCATION)

EQ-303

CHAMPALIMAUD

PROJECT NAME :	Atlantic Fields Golf Programming Project Manual		
Project #:	21028.05	Item Number:	EQ-304
Issue Date:	09/29/2023	Item Description:	HOT PLATE / COLD PLATE COMFORT STATION 2
Revision(s):	10/18/2023 (1)	Item Quantity:	0 Each
		Item Quantity Locations:	
Manufacturer:	TBD	Source:	TBD
Address:		Address:	
Phone:		Phone:	
Contact:		Contact:	
E-mail:		E-mail:	
Web:		Web:	



REFER TO AOR SPECIFICATIONS FOR MAUFACTURER, CUTSHEET, AND DETAILS

Required Item(s) for Designer Approval Prior to Fabrication :

<input checked="" type="checkbox"/> Cut Sheet


Instructions:

1. CONTRACTOR IS REponsible FOR VERIFYING CUT-OUT DIMENSIONS.
2. CONTRACTOR IS RESPONSIBLE FOR INSTALLING EQUIPMENT PER MANUFACTURERS RECOMMENDED METHODS AND INSTRUCTIONS.
3. OWNER/PURCHASING AGENT TO VERIFY SPECIFICATION PRIOR TO PURCHASING.
4. CONTRACTOR IS RESPONSIBLE TO ORDER/ PURCHASE EQUIPMENT BASED ON PLAN LAYOUT (I.E. HINGE LOCATION)

EQ-304

CHAMPALIMAUD

PROJECT NAME :	Atlantic Fields Golf Programming Project Manual		
Project #:	21028.05	Item Number:	EQ-305
Issue Date:	09/29/2023	Item Description:	PANEL READY UNDERCOUNTER FREEZER DRAWERS COMFORT STATION 2
Revision(s):	10/18/2023 (1)	Item Quantity:	0 Each
		Item Quantity Locations:	
Manufacturer:	TBD	Source:	TBD
Address:		Address:	
Phone:		Phone:	
Contact:		Contact:	
E-mail:		E-mail:	
Web:		Web:	



REFER TO AOR SPECIFICATIONS FOR MAUFACTURER,
CUTSHEET, AND DETAILS

Required Item(s) for Designer Approval Prior to Fabrication :

Cut Sheet


Instructions:

1. CONTRACTOR IS REPOSNSIBLE FOR VERIFYING CUT-OUT DIMENSIONS.
2. CONTRACTOR IS RESPONSIBLE FOR INSTALLING EQUIPMENT PER MANUFACUTURERS RECOMMENDED METHODS AND INSTRUCTIONS.
3. OWNER/PURCHASING AGENT TO VERIFY SPECIFICATION PRIOR TO PURCHASING.
4. CONTRACTOR IS RESPONSIBLE TO ORDER/ PURCHASE EQUIPMENT BASED ON PLAN LAYOUT (I.E. HINGE LOCATION)

EQ-305

CHAMPALIMAUD

PROJECT NAME :	Atlantic Fields Golf Programming Project Manual		
Project #:	21028.05	Item Number:	EQ-306
Issue Date:	09/29/2023	Item Description:	PANEL READY UNDERCOUNTER FRIDGE DRAWERS COMFORT STATION 2
Revision(s):	10/18/2023 (1)	Item Quantity:	0 Each
		Item Quantity Locations:	
Manufacturer:	TBD	Source:	TBD
Address:		Address:	
Phone:		Phone:	
Contact:		Contact:	
E-mail:		E-mail:	
Web:		Web:	



REFER TO AOR SPECIFICATIONS FOR MAUFACTURER, CUTSHEET, AND DETAILS

Required Item(s) for Designer Approval Prior to Fabrication :

<input checked="" type="checkbox"/> Cut Sheet


Instructions:

1. CONTRACTOR IS REPOSNSIBLE FOR VERIFYING CUT-OUT DIMENSIONS.
2. CONTRACTOR IS RESPONSIBLE FOR INSTALLING EQUIPMENT PER MANUFACUTURERS RECOMMENDED METHODS AND INSTRUCTIONS.
3. OWNER/PURCHASING AGENT TO VERIFY SPECIFICATION PRIOR TO PURCHASING.
4. CONTRACTOR IS RESPONSIBLE TO ORDER/ PURCHASE EQUIPMENT BASED ON PLAN LAYOUT (I.E. HINGE LOCATION)

EQ-306

CHAMPALIMAUD

PROJECT NAME :	Atlantic Fields Golf Programming Project Manual		
Project #:	21028.05	Item Number:	EQ-307
Issue Date:	09/29/2023	Item Description:	PANEL READY UNDERCOUNTER WARMING DRAWERS COMFORT STATION 2
Revision(s):	10/18/2023 (1)	Item Quantity:	0 Each
		Item Quantity Locations:	
Manufacturer:	TBD	Source:	TBD
Address:		Address:	
Phone:		Phone:	
Contact:		Contact:	
E-mail:		E-mail:	
Web:		Web:	



REFER TO AOR SPECIFICATIONS FOR MAUFACTURER,
CUTSHEET, AND DETAILS

Required Item(s) for Designer Approval Prior to Fabrication :

Cut Sheet

Instructions:

1. CONTRACTOR IS REPOSNSIBLE FOR VERIFYING CUT-OUT DIMENSIONS.
2. CONTRACTOR IS RESPONSIBLE FOR INSTALLING EQUIPMENT PER MANUFACUTURERS RECOMMENDED METHODS AND INSTRUCTIONS.
3. OWNER/PURCHASING AGENT TO VERIFY SPECIFICATION PRIOR TO PURCHASING.
4. CONTRACTOR IS RESPONSIBLE TO ORDER/ PURCHASE EQUIPMENT BASED ON PLAN LAYOUT (I.E. HINGE LOCATION)

EQ-307

CHAMPALIMAUD

PROJECT NAME :	Atlantic Fields Golf Programming Project Manual		
Project #:	21028.05	Item Number:	EQ-501
Issue Date:	09/29/2023	Item Description:	84" CEILING FAN PERFORMANCE
Revision(s):		Item Quantity:	0 Each
		Item Quantity Locations:	
Manufacturer:	Big Ass Fans	Source:	Big Ass Fans
Address:	2348 Innovation Drive Lexington, KY 40511 United States	Address:	2348 Innovation Drive Lexington, KY 40511 United States
Phone:	2348 Innovation Drive	Phone:	2348 Innovation Drive
Contact:		Contact:	
E-mail:		E-mail:	
Web:	www.bigassfans.com	Web:	www.bigassfans.com



Model #:	MK-HK4-07
Model Name:	HAIKU 84" - DAMP 1906
Description:	INDOOR/OUTDOOR FAN
Dimensions:	84"DIA x 20"H DOWNROD
Color/Finish:	CARAMEL WOOD GRAIN (F504) AND OIL RUBBED BRONZE (A471)
Accessories:	MAGNETIC WALL HOLDER BLUETOOTH REMOTE
Notes:	- REFER TO SPEC SHEET FOR ADDITIONAL INFORMATION -NO INCORPORATED LIGHTING
Location:	CEILING AT PERFORMANCE

Required Item(s) for Designer Approval Prior to Fabrication :

<input checked="" type="checkbox"/> Cut Sheet

Instructions:

1. CONTRACTOR IS RESPONSIBLE FOR VERIFYING CUT-OUT DIMENSIONS.
2. CONTRACTOR IS RESPONSIBLE FOR INSTALLING EQUIPMENT PER MANUFACTURERS RECOMMENDED METHODS AND INSTRUCTIONS.
3. OWNER/PURCHASING AGENT TO VERIFY SPECIFICATION PRIOR TO PURCHASING.
4. CONTRACTOR IS RESPONSIBLE TO ORDER/ PURCHASE EQUIPMENT BASED ON PLAN LAYOUT (I.E. HINGE LOCATION)

EQ-501

CHAMPALIMAUD

PROJECT NAME :	Atlantic Fields Golf Programming Project Manual		
Project #:	21028.05	Item Number:	EQ-501
Issue Date:	09/29/2023	Item Description:	84" CEILING FAN PERFORMANCE
Revision(s):		Item Quantity:	0 Each

HAIKU[®]

Enjoy the perfect blend of form and function with the expertly crafted Haiku from Big Ass Fans. With advanced features including automated SenseME™ technology, eight premium finishes, and available LED downlight and color-changing Chromatic Uplight, Haiku offers an unprecedented level of style, comfort, and control. Make the most of your favorite indoor and covered outdoor spaces with the whisper-quiet operation and world-class airflow from the world's most efficient smart fan.



KEY FEATURES

- ▶ **Three precision-balanced airfoils** in Moso bamboo or aircraft-grade aluminum
- ▶ **Built-in SenseME™ technology** for automated convenience and efficiency
- ▶ **LED downlight and Chromatic Uplight with optional UV-C** available together or separately
- ▶ **Permanent-magnet motor** for whisper-quiet, energy-efficient airflow
- ▶ **Superior airflow control** with bluetooth remote, seven speed settings, mobile app, and more
- ▶ **Indoor and covered outdoor models** available

DIAMETER

52, 60, 84 IN
(132, 152, 213 CM)

MOUNTING

- UNIVERSAL
- LOW PROFILE

CONTROL

- BLUETOOTH REMOTE - 0-10V
- VOICE INTEGRATION - MOBILE APP
- OPTIONAL WIRED WALL CONTROL

WARRANTY

UP TO
5 YEARS
INDOOR

UP TO
3 YEARS
OUTDOOR



BIG ASS FANS[®]

DISCOVER MORE ABOUT HAIKU

Learn more at bigassfans.com/fans/haiku/ or call our comfort experts for a free custom quote.

US +1 877.244.3267 | CA +1 844.924.4277 | AU +61 1300 244 277 | SG +65 6709 8500

EQ-501

CHAMPALIMAUD

PROJECT NAME : Atlantic Fields Golf Programming Project Manual

Project #: 21028.05 Item Number: EQ-501
 Issue Date: 09/29/2023 Item Description: 84" CEILING FAN | PERFORMANCE
 Revision(s): Item Quantity: 0 Each


TECHNICAL SPECIFICATIONS

HAIKU

THE WORLD'S SMARTEST FAN JUST GOT BRIGHTER.



Airfoil Finishes



Hardware Finishes



Construction Features

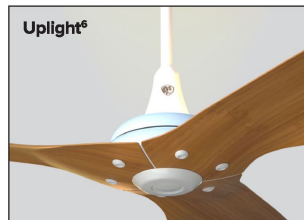
Airfoils	Motor ¹	Controls ²	Onboard Sensors ³	Mounting	Environment ⁴	Accessories
Bamboo (Indoor only) or aircraft-grade aluminum	High-efficiency, brushless DC/EC motor Fan Eco Mode	Bluetooth remote Big Ass Fans mobile app Voice control 0-10 V (optional)	Temperature, humidity, and motion sensors enable SenseME Technology	Flat or sloped ceilings 8 ft (2.4 m) or taller Maximum slope: 33°	Indoor or covered damp locations	Haiku Light Kit Chromatic Uplight (Indoor only) UV-C Uplight (Indoor only) 0-10 V Module Extended downrod lengths Stabilizer Kit

Ordering Information

Diameter	Environment and Mounting ^{5,6}	Airfoil Material	Hardware Finish	Airfoil Finish ⁷	Motor	Downrod	Region	Downlight	Uplight ⁸
84 inch	Indoor, Universal: 1906 Damp, Universal: 1906			Black: F258 White: F259 Caramel Bamboo ⁹ : F221 Cocoa Bamboo ⁹ : F222 Natural Bamboo: F860	US, CA, MX: G10 International: G11	12 inch: I12 20 inch: I20 32 inch: I32 Low Profile: Blank	US, CA, MX: Blank APAC: R03 GCC: R04	Downlight: S2 None: Blank	Uplight: S80 None: Blank
60 inch: MK-HK4-04 60 inch: MK-HK4-05 84 inch: MK-HK4-07	Indoor, Low Profile: 2400 Damp, Low Profile: 2500 Indoor, Universal: 2406 Damp, Universal: 2506	Aluminum: Blank Bamboo: 01	Black: A258 White: A259 Satin Nickel: A470 Oil-Rubbed Bronze: A471	Caramel Wood Grain: F504 Cocoa Wood Grain: F654 Driftwood: F772 Satin Nickel: F470 Oil-Rubbed Bronze: F471 Brushed Aluminum: F531					




Shown with low profile mount



Compatible with universal mount only

Bluetooth Remote



¹ Activate Fan Eco Mode in Big Ass Fans app to fully leverage the energy savings from your ceiling fan.
² Voice control requires an Amazon Alexa-enabled device or the Google Assistant.
³ SenseME Technology and the Haiku mobile app are supported by Android[™] and iOS.
⁴ Damp-rated fans installed in covered outdoor locations must have fixed/permanent full overhead coverage extending at least two feet (61 cm) out from the airfoil tips on all sides. The included fan stabilizer must be installed.
⁵ 52 and 60-inch indoor fans with the both the uplight and downlight must use the universal mount, indoor only (2406). Low profile mount not available for 84-inch fans.
⁶ Uplight not available on damp-rated fans. Compatible with universal mount only. Light kits purchased separately.
⁷ Bamboo finishes are indoor use only.

⁸ Lead times may vary.
 Warranty period and terms vary by country and application.



USA
BIGASSFANS.COM
877-244-3267

CANADA
BIGASSFANS.COM
844-924-4277

AUSTRALIA
BIGASSFANS.COM/AU
1300 244 277

SINGAPORE
BIGASSFANS.COM/SG
65 6709 8500

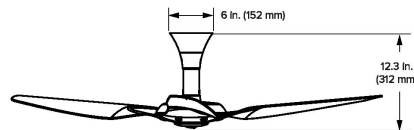
CHAMPALIMAUD

PROJECT NAME :	Atlantic Fields Golf Programming Project Manual		
Project #:	21028.05	Item Number:	EQ-501
Issue Date:	09/29/2023	Item Description:	84" CEILING FAN PERFORMANCE
Revision(s):		Item Quantity:	0 Each

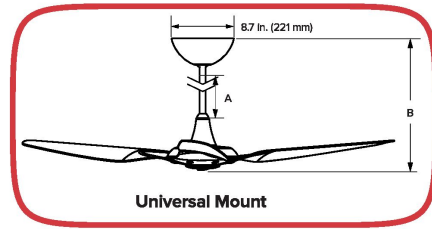
TECHNICAL SPECIFICATIONS

HAIKU

THE WORLD'S SMARTEST FAN JUST GOT BRIGHTER.



Low Profile Mount



Universal Mount

Universal Mount Downrod Lengths						
Downrod (A) ¹	Included Downrod (Select at Time of Order)			Optional Downrods (Ordered Separately)		
	12 in. (305 mm)	20 in. (508 mm)	32 in. (813 mm)	7 in. (178 mm)	48 in. (1219 mm)	60 in. (1524 mm)
Fan Height (B) ²	21 in. (533 mm)	29 in. (737 mm)	41 in. (1041 mm)	16 in. (406 mm)	57 in. (1448 mm)	69 in. (1753 mm)
Ceiling Height	9-10.5 ft (2.7-3.2 m)	10.5-11 ft (3.2-3.4 m)	11-13 ft (3.4-4 m)	9-11 ft (2.7-2.9 m)	13-14 ft (4-4.3 m)	>14 ft (>4.3 m)

Fan Specifications — Aluminum Airfoils								
Diameter	Mount	Weight ³	Max Speed	Airflow Min/Max	Watts Min/Max	Operating Voltage	Ambient Operational Temperature	Sound Level ⁴
52 in. (132 cm)	Low Profile	16.5 lb (7.5 kg)	177 RPM	427 / 5,172 cfm	2.4 / 15.1 W	100-240 VAC, 1 ϕ , 50-60 Hz	32° to 104° F (0° to 40° C)	<35 dba at max speed
	Universal	15.5 lb (7 kg)	199 RPM	342 / 6,145 cfm	2.5 / 20.1 W			
60 in. (152 cm)	Low Profile	18.5 lb (8.4 kg)	174 RPM	403 / 6,062 cfm	2.4 / 15.9 W			
	Universal	17.5 lb (8 kg)	199 RPM	509 / 7,281 cfm	2.5 / 22.4 W			
84 in. (213 cm)	Universal	26 lb (11.8 kg)	128 RPM	2,768 / 17,369 cfm	3.8 / 42.3 W			

Fan Specifications — Bamboo Airfoils ⁵								
Diameter	Mount	Weight ³	Max Speed	Airflow Min/Max	Watts Min/Max	Operating Voltage	Ambient Operational Temperature	Sound Level ⁴
52 in. (132 cm)	Low Profile	14 lb (6.4 kg)	177 RPM	331 / 5,731 cfm	2.4 / 19.5 W	100-240 VAC, 1 ϕ , 50-60 Hz	32° to 104° F (0° to 40° C)	<35 dba at max speed
	Universal	13 lb (5.9 kg)	200 RPM	371 / 6,973 cfm	3.5 / 28.92 W			
60 in. (152 cm)	Low Profile	16 lb (7.3 kg)	175 RPM	479 / 6,319 cfm	2.3 / 16.2 W			
	Universal	15 lb (6.8 kg)	199 RPM	596 / 7,632 cfm	2.6 / 25.1 W			
84 in. (213 cm)	Universal	21 lb (9.5 kg)	128 RPM	2,260 / 15,081 cfm	3.6 / 32.9 W			



Automate your comfort with SenseME

SenseME automatically adjusts your fans and lights to keep your home feeling and looking exactly the way you want it to. Download the Big Ass Fans mobile app to group multiple fans and set your comfort preferences for hands-free control.

¹ Optional downrod lengths packaged separately. The 7 in. (178 mm) downrod is not available for 84-inch (2134 mm) fans. 60 in. (1524 mm) is the longest downrod available.

² Fan heights do not include the Halo Lights. Add 0.8 in. (20 mm) for 84-inch (2134 mm) diameter fans.

³ The precise fan weight will vary based on individual component weights and finishing.

⁴ Actual results of sound measurements in the field may vary due to sound reflective surfaces and environmental conditions.

⁵ Bamboo airfoils must be installed in indoor, dry environments only.

⁶ Lead times may vary.

Warranty period and terms vary by country and application.



USA
BIGASSFANS.COM
877-244-3267


CANADA
BIGASSFANS.COM
844-924-4277

AUSTRALIA
BIGASSFANS.COM/AU
1300 244 277

SINGAPORE
BIGASSFANS.COM/SG
65 6709 8500

CHAMPALIMAUD

PROJECT NAME :	Atlantic Fields Golf Programming Project Manual		
Project #:	21028.05	Item Number:	EQ-502
Issue Date:	09/29/2023	Item Description:	PANEL READY UNDERCOUNTER ICE MACHINE PERFORMANCE
Revision(s):	10/18/2023 (1)	Item Quantity:	0 Each
		Item Quantity Locations:	
Manufacturer:	TBD	Source:	TBD
Address:		Address:	
Phone:		Phone:	
Contact:		Contact:	
E-mail:		E-mail:	
Web:		Web:	



REFER TO AOR SPECIFICATIONS FOR MAUFACTURER, CUTSHEET, AND DETAILS

Required Item(s) for Designer Approval Prior to Fabrication :

<input checked="" type="checkbox"/> Cut Sheet


Instructions:

1. CONTRACTOR IS REponsible FOR VERIFYING CUT-OUT DIMENSIONS.
2. CONTRACTOR IS RESPONSIBLE FOR INSTALLING EQUIPMENT PER MANUFACTURERS RECOMMENDED METHODS AND INSTRUCTIONS.
3. OWNER/PURCHASING AGENT TO VERIFY SPECIFICATION PRIOR TO PURCHASING.
4. CONTRACTOR IS RESPONSIBLE TO ORDER/ PURCHASE EQUIPMENT BASED ON PLAN LAYOUT (I.E. HINGE LOCATION)

EQ-502

CHAMPALIMAUD

PROJECT NAME :	Atlantic Fields Golf Programming Project Manual		
Project #:	21028.05	Item Number:	EQ-503
Issue Date:	09/29/2023	Item Description:	PANEL READY UNDERCOUNTER FRIDGE DRAWERS PERFORMANCE
Revision(s):	10/18/2023 (1)	Item Quantity:	0 Each
		Item Quantity Locations:	
Manufacturer:	TBD	Source:	TBD
Address:		Address:	
Phone:		Phone:	
Contact:		Contact:	
E-mail:		E-mail:	
Web:		Web:	



REFER TO AOR SPECIFICATIONS FOR MAUFACTURER, CUTSHEET, AND DETAILS

Required Item(s) for Designer Approval Prior to Fabrication :

<input checked="" type="checkbox"/> Cut Sheet


Instructions:

1. CONTRACTOR IS REponsible FOR VERIFYING CUT-OUT DIMENSIONS.
2. CONTRACTOR IS RESPONSIBLE FOR INSTALLING EQUIPMENT PER MANUFACTURERS RECOMMENDED METHODS AND INSTRUCTIONS.
3. OWNER/PURCHASING AGENT TO VERIFY SPECIFICATION PRIOR TO PURCHASING.
4. CONTRACTOR IS RESPONSIBLE TO ORDER/ PURCHASE EQUIPMENT BASED ON PLAN LAYOUT (I.E. HINGE LOCATION)

EQ-503

CHAMPALIMAUD

PROJECT NAME :	Atlantic Fields Golf Programming Project Manual		
Project #:	21028.05	Item Number:	EQ-504
Issue Date:	09/29/2023	Item Description:	PANEL READY UNDERCOUNTER BEVERAGE FRIDGE PERFORMANCE
Revision(s):	10/18/2023 (1)	Item Quantity:	0 Each
		Item Quantity Locations:	
Manufacturer:		Source:	
Address:		Address:	
Phone:		Phone:	
Contact:		Contact:	
E-mail:		E-mail:	
Web:		Web:	



REFER TO AOR SPECIFICATIONS FOR MAUFACTURER, CUTSHEET, AND DETAILS

Required Item(s) for Designer Approval Prior to Fabrication :

<input checked="" type="checkbox"/> Cut Sheet

Instructions:

1. CONTRACTOR IS REponsible FOR VERIFYING CUT-OUT DIMENSIONS.
2. CONTRACTOR IS RESPONSIBLE FOR INSTALLING EQUIPMENT PER MANUFACTURERS RECOMMENDED METHODS AND INSTRUCTIONS.
3. OWNER/PURCHASING AGENT TO VERIFY SPECIFICATION PRIOR TO PURCHASING.
4. CONTRACTOR IS RESPONSIBLE TO ORDER/ PURCHASE EQUIPMENT BASED ON PLAN LAYOUT (I.E. HINGE LOCATION)

EQ-504

CHAMPALIMAUD

PROJECT NAME :	Atlantic Fields Golf Programming Project Manual		
Project #:	21028.05	Item Number:	EQ-505
Issue Date:	09/29/2023	Item Description:	ELECTRONIC LOCK PERFORMANCE
Revision(s):		Item Quantity:	0 Each
		Item Quantity Locations:	
Manufacturer:	Grainger	Source:	Grainger
Address:	United States	Address:	United States
Phone:	1-800-472-4643	Phone:	1-800-472-4643
Contact:		Contact:	
E-mail:		E-mail:	
Web:	grainger.com	Web:	grainger.com



Item #:	45DP09
Mfr. Model:	DAK1-APS1-619-01-2E
Model Name:	DIGILOCK ELECTRONIC KEYLESS LOCK
Dimensions:	2.15"W x 3.8"H
Color/Finish:	BRUSHED NICKEL
Notes:	REFER TO SPEC SHEET FOR ADDITIONAL INFORMATION
Location:	LOCKERS AT PERFORMANCE

Required Item(s) for Designer Approval Prior to Fabrication :

<input checked="" type="checkbox"/> Cut Sheet

Instructions:

1. CONTRACTOR IS REponsible FOR VERIFYING CUT-OUT DIMENSIONS.
2. CONTRACTOR IS RESPONSIBLE FOR INSTALLING EQUIPMENT PER MANUFACTURERS RECOMMENDED METHODS AND INSTRUCTIONS.
3. OWNER/PURCHASING AGENT TO VERIFY SPECIFICATION PRIOR TO PURCHASING.
4. CONTRACTOR IS RESPONSIBLE TO ORDER/ PURCHASE EQUIPMENT BASED ON PLAN LAYOUT (I.E. HINGE LOCATION)

CHAMPALIMAUD

PROJECT NAME :	Atlantic Fields Golf Programming Project Manual		
Project #:	21028.05	Item Number:	EQ-505
Issue Date:	09/29/2023	Item Description:	ELECTRONIC LOCK PERFORMANCE
Revision(s):		Item Quantity:	0 Each

Curve™ | KEYPAD BASIC AND ADVANCED | DEADBOLT

DigiLock



PRODUCT FEATURES

- All metal housing
- IP55 rated, FCC, CE, and IC certified
- Brushed nickel or black finish
- Slim 0.33" (8.5mm) profile
- Visual and audible indicators
- Advanced auto unlock
- ADA compliant
- Non-handed

FUNCTIONALITY

- Dual functionality - shared or assigned use
- Manage with the Basic or Advanced system

INSTALLATION

- Designed for both new or retrofit installations
- Adaptable to multiple door thicknesses
- 1/2" (12.7mm) motorized deadbolt locking mechanism
- Snap-lock cable connector (patented) or pin connector

POWER

- 3-4 year battery life with average use
- Powered by 4 premium AA batteries

SUPPORT

- Onsite product updates
- Lifetime Support
- 2-year warranty



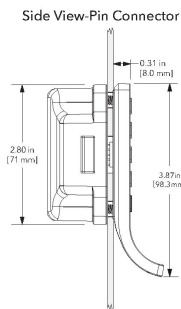
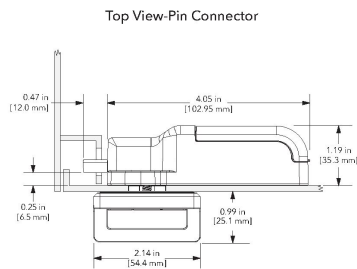
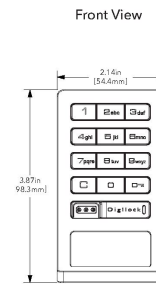
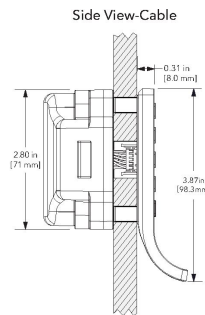
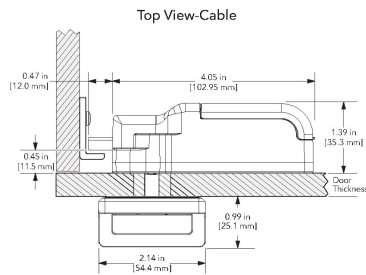
EQ-505

CHAMPALIMAUD

PROJECT NAME :	Atlantic Fields Golf Programming Project Manual		
Project #:	21028.05	Item Number:	EQ-505
Issue Date:	09/29/2023	Item Description:	ELECTRONIC LOCK PERFORMANCE
Revision(s):		Item Quantity:	0 Each

Curve™ | KEYPAD BASIC AND ADVANCED | DEADBOLT

Digilock



090822

707 766 6000 | sales@digilock.com | www.digilock.com

EQ-505

Glass

CHAMPALIMAUD

PROJECT NAME :	Atlantic Fields Golf Programming Project Manual		
Project #:	21028.05	Item Number:	G-101
Issue Date:	09/29/2023	Item Description:	CLEAR GLASS GOLF HOUSE
Revision(s):		Item Quantity:	0 Sq. Meters
		Item Quantity Locations:	
Manufacturer:	TO BID	Source:	TO BID
Address:		Address:	
Phone:		Phone:	
Contact:		Contact:	
E-mail:		E-mail:	
Web:		Web:	



Product: CLEAR GLASS
Color / Finish: LOW IRON STARPHIRE GLASS
Thickness: 3/16"
Size / Dimensions: REFER TO ID DRAWING FOR DESIGN DETAILS AND DIMENSIONS
Notes: SERVICE SATIONS AT GOLF HOUSE

Required Item(s) for Designer Approval Prior to Fabrication :

Finish Sample


Instructions:

1. -ALL PLATE GLASS TO BE TEMPERED UNLESS OTHERWISE SPECIFIED.
2. -ALL EDGES TO BE POLISHED.
3. -THICKNESS / DIMENSIONS PER ID DRAWINGS.
4. -MIRROR TO BE GRADE 'A' SILVERING.
5. -CONTRACTOR TO PROVIDE EDGE TRIMS, SEALS & HARDWARE PER ID DRAWINGS & SPECIFICATIONS
6. -MUST BE SUITABLE FOR COMMERCIAL USE
7. -ALL MATERIALS TO BE SUITABLE FOR THE LOCAL CLIMATE AND FIT FOR INTENDED PURPOSE.
8. -ALL MATERIALS TO COMPLY WITH OPERATOR BRAND STANDARDS AND DESIGN GUIDELINES.

G-101

CHAMPALIMAUD

PROJECT NAME :	Atlantic Fields Golf Programming Project Manual		
Project #:	21028.05	Item Number:	G-102
Issue Date:	09/29/2023	Item Description:	FROSTED ACRYLIC BAR AT GOLF HOUSE
Revision(s):		Item Quantity:	0 Sq. Ft.
		Item Quantity Locations:	
Manufacturer:	TO BID	Source:	TO BID
Address:		Address:	
Phone:		Phone:	
Contact:		Contact:	
E-mail:		E-mail:	
Web:		Web:	



Product:	FROSTED ACRYLIC
Thickness:	3/16"
Color / Finish:	FROSTED ACRYLIC
Size / Dimensions:	REFER TO ID DRAWING FOR DESIGN DETAILS AND DIMENSIONS
Location:	BAR BOTTLE RISERS AT GOLF HOUSE

Required Item(s) for Designer Approval Prior to Fabrication :

<input checked="" type="checkbox"/> Finish Sample

Instructions:

1. -ALL PLATE GLASS TO BE TEMPERED UNLESS OTHERWISE SPECIFIED.
2. -ALL EDGES TO BE POLISHED.
3. -THICKNESS / DIMENSIONS PER ID DRAWINGS.
4. -MIRROR TO BE GRADE 'A' SILVERING.
5. -CONTRACTOR TO PROVIDE EDGE TRIMS, SEALS & HARDWARE PER ID DRAWINGS & SPECIFICATIONS
6. -MUST BE SUITABLE FOR COMMERCIAL USE
7. -ALL MATERIALS TO BE SUITABLE FOR THE LOCAL CLIMATE AND FIT FOR INTENDED PURPOSE.
8. -ALL MATERIALS TO COMPLY WITH OPERATOR BRAND STANDARDS AND DESIGN GUIDELINES.

CHAMPALIMAUD

PROJECT NAME :	Atlantic Fields Golf Programming Project Manual		
Project #:	21028.05	Item Number:	G-201
Issue Date:	09/29/2023	Item Description:	CLEAR GLASS COMFORT STATION 1
Revision(s):		Item Quantity:	0 Sq. Meters
		Item Quantity Locations:	
Manufacturer:	TO BID	Source:	TO BID
Address:		Address:	
Phone:		Phone:	
Contact:		Contact:	
E-mail:		E-mail:	
Web:		Web:	



Product:	CLEAR GLASS
Color / Finish:	LOW IRON STARPHIRE GLASS
Thickness:	3/16"
Size / Dimensions:	REFER TO ID DRAWING FOR DESIGN DETAILS AND DIMENSIONS
Notes:	THROUGHOUT COMFORT STATION 1

Required Item(s) for Designer Approval Prior to Fabrication :

Finish Sample

Instructions:

1. -ALL PLATE GLASS TO BE TEMPERED UNLESS OTHERWISE SPECIFIED.
2. -ALL EDGES TO BE POLISHED.
3. -THICKNESS / DIMENSIONS PER ID DRAWINGS.
4. -MIRROR TO BE GRADE 'A' SILVERING.
5. -CONTRACTOR TO PROVIDE EDGE TRIMS, SEALS & HARDWARE PER ID DRAWINGS & SPECIFICATIONS
6. -MUST BE SUITABLE FOR COMMERCIAL USE
7. -ALL MATERIALS TO BE SUITABLE FOR THE LOCAL CLIMATE AND FIT FOR INTENDED PURPOSE.
8. -ALL MATERIALS TO COMPLY WITH OPERATOR BRAND STANDARDS AND DESIGN GUIDELINES.

G-201

CHAMPALIMAUD

PROJECT NAME :	Atlantic Fields Golf Programming Project Manual		
Project #:	21028.05	Item Number:	G-301
Issue Date:	09/29/2023	Item Description:	CLEAR GLASS COMFORT STATION 2
Revision(s):		Item Quantity:	0 Sq. Meters
		Item Quantity Locations:	
Manufacturer:	TO BID	Source:	TO BID
Address:		Address:	
Phone:		Phone:	
Contact:		Contact:	
E-mail:		E-mail:	
Web:		Web:	



Product:	CLEAR GLASS
Thickness:	3/16"
Color / Finish:	LOW IRON STARPHIRE GLASS
Size / Dimensions:	REFER TO ID DRAWING FOR DESIGN DETAILS AND DIMENSIONS
Notes:	THROUGHOUT COMFORT STATION 2

Required Item(s) for Designer Approval Prior to Fabrication :

Finish Sample

Instructions:

1. -ALL PLATE GLASS TO BE TEMPERED UNLESS OTHERWISE SPECIFIED.
2. -ALL EDGES TO BE POLISHED.
3. -THICKNESS / DIMENSIONS PER ID DRAWINGS.
4. -MIRROR TO BE GRADE 'A' SILVERING.
5. -CONTRACTOR TO PROVIDE EDGE TRIMS, SEALS & HARDWARE PER ID DRAWINGS & SPECIFICATIONS
6. -MUST BE SUITABLE FOR COMMERCIAL USE
7. -ALL MATERIALS TO BE SUITABLE FOR THE LOCAL CLIMATE AND FIT FOR INTENDED PURPOSE.
8. -ALL MATERIALS TO COMPLY WITH OPERATOR BRAND STANDARDS AND DESIGN GUIDELINES.

G-301

CHAMPALIMAUD

PROJECT NAME : Atlantic Fields Golf Programming Project Manual

Project #: 21028.05 Item Number: G-501
Issue Date: 09/29/2023 Item Description: CLEAR GLASS | PERFORMANCE
Revision(s): Item Quantity: 0 Sq. Meters
Item Quantity Locations:

Manufacturer: TO BID Source: TO BID
Address: Address:

Phone: Phone:
Contact: Contact:
E-mail: E-mail:
Web: Web:



Product: CLEAR GLASS
Thickness: 3/16"
Color / Finish: LOW IRON STARPHIRE GLASS
Size / Dimensions: REFER TO ID DRAWING FOR DESIGN DETAILS AND DIMENSIONS
Notes: SERVICE STATIONS AT PERFORMANCE

Required Item(s) for Designer Approval Prior to Fabrication :

Finish Sample

Instructions:

1. -ALL PLATE GLASS TO BE TEMPERED UNLESS OTHERWISE SPECIFIED.
2. -ALL EDGES TO BE POLISHED.
3. -THICKNESS / DIMENSIONS PER ID DRAWINGS.
4. -MIRROR TO BE GRADE 'A' SILVERING.
5. -CONTRACTOR TO PROVIDE EDGE TRIMS, SEALS & HARDWARE PER ID DRAWINGS & SPECIFICATIONS
6. -MUST BE SUITABLE FOR COMMERCIAL USE
7. -ALL MATERIALS TO BE SUITABLE FOR THE LOCAL CLIMATE AND FIT FOR INTENDED PURPOSE.
8. -ALL MATERIALS TO COMPLY WITH OPERATOR BRAND STANDARDS AND DESIGN GUIDELINES.

G-501


CHAMPALIMAUD

PROJECT NAME : Atlantic Fields Golf Programming Project Manual

Project #: 21028.05 Item Number: G-502
Issue Date: 09/29/2023 Item Description: FROSTED GLASS | PERFORMANCE
Revision(s): Item Quantity: 0 Sq. Meters
Item Quantity Locations:

Manufacturer: TO BID Source: TO BID
Address: Address:

Phone: Phone:
Contact: Contact:
E-mail: E-mail:
Web: Web:



Product: FROSTED TEMPERED GLASS
Color / Finish: FROSTED LOW IRON STARPHIRE GLASS
Thickness: 3/16"
Size / Dimensions: REFER TO ID DRAWING FOR DESIGN DETAILS AND DIMENSIONS
Notes: SHOWER DOORS AT PERFORMANCE

Required Item(s) for Designer Approval Prior to Fabrication :

Finish Sample

Instructions:

1. -ALL PLATE GLASS TO BE TEMPERED UNLESS OTHERWISE SPECIFIED.
2. -ALL EDGES TO BE POLISHED.
3. -THICKNESS / DIMENSIONS PER ID DRAWINGS.
4. -MIRROR TO BE GRADE 'A' SILVERING.
5. -CONTRACTOR TO PROVIDE EDGE TRIMS, SEALS & HARDWARE PER ID DRAWINGS & SPECIFICATIONS
6. -MUST BE SUITABLE FOR COMMERCIAL USE
7. -ALL MATERIALS TO BE SUITABLE FOR THE LOCAL CLIMATE AND FIT FOR INTENDED PURPOSE.
8. -ALL MATERIALS TO COMPLY WITH OPERATOR BRAND STANDARDS AND DESIGN GUIDELINES.

G-502

Metal Finish

CHAMPALIMAUD

PROJECT NAME :	Atlantic Fields Golf Programming Project Manual		
Project #:	21028.05	Item Number:	MT-101
Issue Date:	09/29/2023	Item Description:	OIL RUBBED BRONZE GOLF HOUSE
Revision(s):		Item Quantity:	0 Sq. Ft.
		Item Quantity Locations:	
Manufacturer:	TO BID	Source:	TO BID
Address:		Address:	
Phone:		Phone:	
Contact:		Contact:	
E-mail:		E-mail:	
Web:		Web:	

Product:	OIL RUBBED BRONZE - TO MATCH ID SAMPLE
Size / Dimension:	PER ID DRAWINGS
Location:	THROUGHOUT GOLF HOUSE

Required Item(s) for Designer Approval Prior to Fabrication :

Finish Sample

Instructions:

1. - ALL METAL COMPONENTS TO BE CLEAN, SMOOTH, AND FREE OF WELD MARKS.
2. - CONTRACTOR TO SUBMIT SAMPLES FOR ID APPROVAL
3. - MUST BE SUITABLE FOR COMMERCIAL USE
4. - ALL METAL JOINTS TO BE COMPLETELY WELDED, SANDED SMOOTH AND FINISHED EVENLY FOR INVISIBLE WELD. NO SHARP EDGES AND CORNERS
5. -ALL MATERIALS TO COMPLY WITH OPERATOR BRAND STANDARDS AND DESIGN GUIDELINES.
6. -ALL MATERIALS TO BE RESIST UV COLOR CHANGE
7. -ALL MATERIALS TO BE SUITABLE FOR THE LOCAL CLIMATE AND FIT FOR INTENDED PURPOSE.

MT-101

CHAMPALIMAUD

PROJECT NAME :	Atlantic Fields Golf Programming Project Manual		
Project #:	21028.05	Item Number:	MT-201
Issue Date:	09/29/2023	Item Description:	OIL RUBBED BRONZE COMFORT STATION 1
Revision(s):		Item Quantity:	0 Sq. Ft.
		Item Quantity Locations:	
Manufacturer:	TO BID	Source:	TO BID
Address:		Address:	
Phone:		Phone:	
Contact:		Contact:	
E-mail:		E-mail:	
Web:		Web:	

Product:	OIL RUBBED BRONZE - TO MATCH ID SAMPLE
Size / Dimension:	PER ID DRAWINGS
Location:	THROUGHOUT COMFORT STATION 1

Required Item(s) for Designer Approval Prior to Fabrication :

Finish Sample


Instructions:

1. - ALL METAL COMPONENTS TO BE CLEAN, SMOOTH, AND FREE OF WELD MARKS.
2. - CONTRACTOR TO SUBMIT SAMPLES FOR ID APPROVAL
3. - MUST BE SUITABLE FOR COMMERCIAL USE
4. - ALL METAL JOINTS TO BE COMPLETELY WELDED, SANDED SMOOTH AND FINISHED EVENLY FOR INVISIBLE WELD. NO SHARP EDGES AND CORNERS
5. -ALL MATERIALS TO COMPLY WITH OPERATOR BRAND STANDARDS AND DESIGN GUIDELINES.
6. -ALL MATERIALS TO BE RESIST UV COLOR CHANGE
7. -ALL MATERIALS TO BE SUITABLE FOR THE LOCAL CLIMATE AND FIT FOR INTENDED PURPOSE.

MT-201

CHAMPALIMAUD

PROJECT NAME :	Atlantic Fields Golf Programming Project Manual		
Project #:	21028.05	Item Number:	MT-301
Issue Date:	09/29/2023	Item Description:	OIL RUBBED BRONZE COMFORT STATION 2
Revision(s):		Item Quantity:	0 Sq. Ft.
		Item Quantity Locations:	
Manufacturer:	TO BID	Source:	TO BID
Address:		Address:	
Phone:		Phone:	
Contact:		Contact:	
E-mail:		E-mail:	
Web:		Web:	



Product: OIL RUBBED BRONZE - TO MATCH ID SAMPLE
Size / Dimension: PER ID DRAWINGS
Location: RESTROOM TILE EDGING AT COMFORT STATION 2

Required Item(s) for Designer Approval Prior to Fabrication :

<input checked="" type="checkbox"/> Finish Sample


Instructions:

1. - ALL METAL COMPONENTS TO BE CLEAN, SMOOTH, AND FREE OF WELD MARKS.
2. - CONTRACTOR TO SUBMIT SAMPLES FOR ID APPROVAL
3. - MUST BE SUITABLE FOR COMMERCIAL USE
4. - ALL METAL JOINTS TO BE COMPLETELY WELDED, SANDED SMOOTH AND FINISHED EVENLY FOR INVISIBLE WELD. NO SHARP EDGES AND CORNERS
5. -ALL MATERIALS TO COMPLY WITH OPERATOR BRAND STANDARDS AND DESIGN GUIDELINES.
6. -ALL MATERIALS TO BE RESIST UV COLOR CHANGE
7. -ALL MATERIALS TO BE SUITABLE FOR THE LOCAL CLIMATE AND FIT FOR INTENDED PURPOSE.

MT-301

CHAMPALIMAUD

PROJECT NAME :	Atlantic Fields Golf Programming Project Manual		
Project #:	21028.05	Item Number:	MT-302
Issue Date:	09/29/2023	Item Description:	STAINLESS STEEL COMFORT STATION 2
Revision(s):		Item Quantity:	0 Sq. Ft.
		Item Quantity Locations:	
Manufacturer:	TO BID	Source:	TO BID
Address:		Address:	
Phone:		Phone:	
Contact:		Contact:	
E-mail:		E-mail:	
Web:		Web:	



Product: STAINLESS STEEL - TO MATCH ID SAMPLE
Size / Dimension: PER ID DRAWINGS
Location: FLOORING AT COMFORT STATION 2

Required Item(s) for Designer Approval Prior to Fabrication :

Finish Sample


Instructions:

1. - ALL METAL COMPONENTS TO BE CLEAN, SMOOTH, AND FREE OF WELD MARKS.
2. - CONTRACTOR TO SUBMIT SAMPLES FOR ID APPROVAL
3. - MUST BE SUITABLE FOR COMMERCIAL USE
4. - ALL METAL JOINTS TO BE COMPLETELY WELDED, SANDED SMOOTH AND FINISHED EVENLY FOR INVISIBLE WELD. NO SHARP EDGES AND CORNERS
5. -ALL MATERIALS TO COMPLY WITH OPERATOR BRAND STANDARDS AND DESIGN GUIDELINES.
6. -ALL MATERIALS TO BE RESIST UV COLOR CHANGE
7. -ALL MATERIALS TO BE SUITABLE FOR THE LOCAL CLIMATE AND FIT FOR INTENDED PURPOSE.

MT-302

CHAMPALIMAUD

PROJECT NAME :	Atlantic Fields Golf Programming Project Manual		
Project #:	21028.05	Item Number:	MT-501
Issue Date:	09/29/2023	Item Description:	BLACKENED METAL PERFORMANCE
Revision(s):		Item Quantity:	0 Sq. Ft.
		Item Quantity Locations:	
Manufacturer:	TO BID	Source:	TO BID
Address:		Address:	
Phone:		Phone:	
Contact:		Contact:	
E-mail:		E-mail:	
Web:		Web:	



Product: MATTE BLACKENED METAL - TO MATCH ID SAMPLE
Size / Dimension: PER ID DRAWINGS
Notes: THROUGHOUT PERFORMANCE

Required Item(s) for Designer Approval Prior to Fabrication :

<input checked="" type="checkbox"/> Finish Sample


Instructions:

1. - ALL METAL COMPONENTS TO BE CLEAN, SMOOTH, AND FREE OF WELD MARKS.
2. - CONTRACTOR TO SUBMIT SAMPLES FOR ID APPROVAL
3. - MUST BE SUITABLE FOR COMMERCIAL USE
4. - ALL METAL JOINTS TO BE COMPLETELY WELDED, SANDED SMOOTH AND FINISHED EVENLY FOR INVISIBLE WELD. NO SHARP EDGES AND CORNERS
5. -ALL MATERIALS TO COMPLY WITH OPERATOR BRAND STANDARDS AND DESIGN GUIDELINES.
6. -ALL MATERIALS TO BE RESIST UV COLOR CHANGE
7. -ALL MATERIALS TO BE SUITABLE FOR THE LOCAL CLIMATE AND FIT FOR INTENDED PURPOSE.

MT-501

CHAMPALIMAUD

PROJECT NAME :	Atlantic Fields Golf Programming Project Manual		
Project #:	21028.05	Item Number:	MT-502
Issue Date:	09/29/2023	Item Description:	STAINLESS STEEL PERFORMANCE
Revision(s):		Item Quantity:	0 Sq. Ft.
		Item Quantity Locations:	
Manufacturer:	TO BID	Source:	TO BID
Address:		Address:	
Phone:		Phone:	
Contact:		Contact:	
E-mail:		E-mail:	
Web:		Web:	



Product: STAINLESS STEEL - TO MATCH ID SAMPLE
Size / Dimension: PER ID DRAWINGS
Location: RESTROOM AT PERFORMANCE

Required Item(s) for Designer Approval Prior to Fabrication :

<input checked="" type="checkbox"/> Finish Sample

Instructions:


1. - ALL METAL COMPONENTS TO BE CLEAN, SMOOTH, AND FREE OF WELD MARKS.
2. - CONTRACTOR TO SUBMIT SAMPLES FOR ID APPROVAL
3. - MUST BE SUITABLE FOR COMMERCIAL USE
4. - ALL METAL JOINTS TO BE COMPLETELY WELDED, SANDED SMOOTH AND FINISHED EVENLY FOR INVISIBLE WELD. NO SHARP EDGES AND CORNERS
5. -ALL MATERIALS TO COMPLY WITH OPERATOR BRAND STANDARDS AND DESIGN GUIDELINES.
6. -ALL MATERIALS TO BE RESIST UV COLOR CHANGE
7. -ALL MATERIALS TO BE SUITABLE FOR THE LOCAL CLIMATE AND FIT FOR INTENDED PURPOSE.

MT-502

Paint

CHAMPALIMAUD

PROJECT NAME :		Atlantic Fields Golf Programming Project Manual	
Project #:	21028.05	Item Number:	PT-101
Issue Date:	09/29/2023	Item Description:	WHITE CEILING RESTROOM AT GOLF HOUSE
Revision(s):		Item Quantity:	0 Sq. Ft.
		Item Quantity Locations:	
Manufacturer:	Benjamin Moore	Source:	Benjamin Moore
Address:	United States	Address:	
Phone:		Phone:	(212) 684-2001
Contact:	Rainy Lawrence	Contact:	Rainy Lawrence
E-mail:	rainy.lawrence@benjaminmoore.com	E-mail:	rainy.lawrence@benjaminmoore.com
Web:	www.benjaminmoore.com	Web:	www.benjaminmoore.com



Product: SIMPLY WHITE | OC-117
Color / Finish: EGGHELL ON WALLS
SEMI GLOSS ON BASE BOARD & SHOWER CEILING
SATIN ON MILLWORK
Location: SEMI GLOSS ON BASE BOARD & SHOWER CEILING

Required Item(s) for Designer Approval Prior to Fabrication :

<input checked="" type="checkbox"/> Finish Sample

Instructions:

1. -CEILINGS TO BE PAINTED IN A FLAT FINISH.
2. -WALLS TO BE PAINTED IN AN EGGHELL FINISH.
3. -TRIM AND DOOR CASINGS TO BE PAINTED IN A SEMIGLOSS FINISH.
4. -BATHROOM PAINT TO BE APPROPRIATE FOR WET ENVIRONMENTS AND TO HAVE ANTI-STAINING AND ANTIMICROBIAL.
5. -MILLWORK: TO BE ON PAINT GRADE WOOD - SEMI-GLOSS LEVEL 5 - NON-YELLOWING POLYURETHANE TOP COAT.
6. -MUST BE SUITABLE FOR COMMERCIAL USE
7. -CONTRACTOR TO SUBMIT THREE BRUSH OUT SAMPLES ON SUBSTATE TO INTERIOR DESIGNER FOR APPROVAL

PT-101


CHAMPALIMAUD

PROJECT NAME :	Atlantic Fields Golf Programming Project Manual		
Project #:	21028.05	Item Number:	PT-101
Issue Date:	09/29/2023	Item Description:	WHITE CEILING RESTROOM AT GOLF HOUSE
Revision(s):		Item Quantity:	0 Sq. Ft.
		Item Quantity Locations:	

- 8. -SEE DRAWINGS FOR LOCATIONS
- 9. -ALL MATERIALS TO BE SUITABLE FOR THE LOCAL CLIMATE AND FIT FOR INTENDED PURPOSE.
- 10. -ALL MATERIALS TO BE RESIST UV COLOR CHANGE
- 11. -ALL MATERIAL TO COMPLY WITH LOCAL FLS CODES FOR COMBUSTIBILITY, SPREAD OF FLAME, ETC.
- 12. -ALL MATERIALS TO COMPLY WITH OPERATOR BRAND STANDARDS AND DESIGN GUIDELINES.

CHAMPALIMAUD

PROJECT NAME :	Atlantic Fields Golf Programming Project Manual		
Project #:	21028.05	Item Number:	PT-201
Issue Date:	09/29/2023	Item Description:	WHITE CEILING RESTROOM AT COMFORT STATION 1
Revision(s):		Item Quantity:	0 Sq. Ft.
		Item Quantity Locations:	
Manufacturer:	Benjamin Moore	Source:	Benjamin Moore
Address:	United States	Address:	
Phone:		Phone:	(212) 684-2001
Contact:	Rainy Lawrence	Contact:	Rainy Lawrence
E-mail:	rainy.lawrence@benjaminmoore.com	E-mail:	rainy.lawrence@benjaminmoore.com
Web:	www.benjaminmoore.com	Web:	www.benjaminmoore.com



Product: SIMPLY WHITE | OC-117
Color / Finish: EGGHELL ON WALLS
SEMI GLOSS ON BASE BOARD & SHOWER CEILING
SATIN ON MILLWORK
Location: CEILING IN RESTROOM AT COMFORT STATION 1

Required Item(s) for Designer Approval Prior to Fabrication :

<input checked="" type="checkbox"/> Finish Sample

Instructions:

1. -CEILINGS TO BE PAINTED IN A FLAT FINISH.
2. -WALLS TO BE PAINTED IN AN EGGHELL FINISH.
3. -TRIM AND DOOR CASINGS TO BE PAINTED IN A SEMIGLOSS FINISH.
4. -BATHROOM PAINT TO BE APPROPRIATE FOR WET ENVIRONMENTS AND TO HAVE ANTI-STAINING AND ANTIMICROBIAL.
5. -MILLWORK: TO BE ON PAINT GRADE WOOD - SEMI-GLOSS LEVEL 5 - NON-YELLOWING POLYURETHANE TOP COAT.
6. -MUST BE SUITABLE FOR COMMERCIAL USE
7. -CONTRACTOR TO SUBMIT THREE BRUSH OUT SAMPLES ON SUBSTATE TO INTERIOR DESIGNER FOR APPROVAL

PT-201


CHAMPALIMAUD

PROJECT NAME :	Atlantic Fields Golf Programming Project Manual		
Project #:	21028.05	Item Number:	PT-201
Issue Date:	09/29/2023	Item Description:	WHITE CEILING RESTROOM AT COMFORT STATION 1
Revision(s):		Item Quantity:	0 Sq. Ft.
		Item Quantity Locations:	

- 8. -SEE DRAWINGS FOR LOCATIONS
- 9. -ALL MATERIALS TO BE SUITABLE FOR THE LOCAL CLIMATE AND FIT FOR INTENDED PURPOSE.
- 10. -ALL MATERIALS TO BE RESIST UV COLOR CHANGE
- 11. -ALL MATERIAL TO COMPLY WITH LOCAL FLS CODES FOR COMBUSTIBILITY, SPREAD OF FLAME, ETC.
- 12. -ALL MATERIALS TO COMPLY WITH OPERATOR BRAND STANDARDS AND DESIGN GUIDELINES.

CHAMPALIMAUD

PROJECT NAME :	Atlantic Fields Golf Programming Project Manual		
Project #:	21028.05	Item Number:	PT-202
Issue Date:	09/29/2023	Item Description:	GREEN BASE TRIM COMFORT STATION 1
Revision(s):		Item Quantity:	0 Sq. Ft.
		Item Quantity Locations:	
Manufacturer:	Benjamin Moore	Source:	Benjamin Moore
Address:	United States	Address:	
Phone:		Phone:	(212) 684-2001
Contact:	Rainy Lawrence	Contact:	Rainy Lawrence
E-mail:	rainy.lawrence@benjaminmoore.com	E-mail:	rainy.lawrence@benjaminmoore.com
Web:	www.benjaminmoore.com	Web:	www.benjaminmoore.com



Product: FRASER FIR| 503
Color / Finish: EGGHELL ON WALLS
SEMI GLOSS ON BASE BOARD & SHOWER CEILING
SATIN ON MILLWORK
Location: PAINT AT BASE TRIM IN COMFORT STATION 1

Required Item(s) for Designer Approval Prior to Fabrication :

Finish Sample

Instructions:

1. -CEILINGS TO BE PAINTED IN A FLAT FINISH.
2. -WALLS TO BE PAINTED IN AN EGGHELL FINISH.
3. -TRIM AND DOOR CASINGS TO BE PAINTED IN A SEMIGLOSS FINISH.
4. -BATHROOM PAINT TO BE APPROPRIATE FOR WET ENVIRONMENTS AND TO HAVE ANTI-STAINING AND ANTIMICROBIAL.
5. -MILLWORK: TO BE ON PAINT GRADE WOOD - SEMI-GLOSS LEVEL 5 - NON-YELLOWING POLYURETHANE TOP COAT.
6. -MUST BE SUITABLE FOR COMMERCIAL USE
7. -CONTRACTOR TO SUBMIT THREE BRUSH OUT SAMPLES ON SUBSTATE TO INTERIOR DESIGNER FOR APPROVAL

PT-202


CHAMPALIMAUD

PROJECT NAME :	Atlantic Fields Golf Programming Project Manual		
Project #:	21028.05	Item Number:	PT-202
Issue Date:	09/29/2023	Item Description:	GREEN BASE TRIM COMFORT STATION 1
Revision(s):		Item Quantity:	0 Sq. Ft.
		Item Quantity Locations:	

- 8. -SEE DRAWINGS FOR LOCATIONS
- 9. -ALL MATERIALS TO BE SUITABLE FOR THE LOCAL CLIMATE AND FIT FOR INTENDED PURPOSE.
- 10. -ALL MATERIALS TO BE RESIST UV COLOR CHANGE
- 11. -ALL MATERIAL TO COMPLY WITH LOCAL FLS CODES FOR COMBUSTIBILITY, SPREAD OF FLAME, ETC.
- 12. -ALL MATERIALS TO COMPLY WITH OPERATOR BRAND STANDARDS AND DESIGN GUIDELINES.

CHAMPALIMAUD

PROJECT NAME :	Atlantic Fields Golf Programming Project Manual		
Project #:	21028.05	Item Number:	PT-301
Issue Date:	09/29/2023	Item Description:	WHITE CEILING RESTROOM AT COMFORT STATION 2
Revision(s):		Item Quantity:	0 Sq. Ft.
		Item Quantity Locations:	
Manufacturer:	Benjamin Moore	Source:	Benjamin Moore
Address:	United States	Address:	
Phone:		Phone:	(212) 684-2001
Contact:	Rainy Lawrence	Contact:	Rainy Lawrence
E-mail:	rainy.lawrence@benjaminmoore.com	E-mail:	rainy.lawrence@benjaminmoore.com
Web:	www.benjaminmoore.com	Web:	www.benjaminmoore.com



Product: SIMPLY WHITE | OC-117
Color / Finish: EGGHELL ON WALLS
SEMI GLOSS ON BASE BOARD & SHOWER CEILING
SATIN ON MILLWORK
Location: CEILING IN RESTROOM AT COMFORT STATION 2

Required Item(s) for Designer Approval Prior to Fabrication :

<input checked="" type="checkbox"/> Finish Sample

Instructions:

1. -CEILINGS TO BE PAINTED IN A FLAT FINISH.
2. -WALLS TO BE PAINTED IN AN EGGHELL FINISH.
3. -TRIM AND DOOR CASINGS TO BE PAINTED IN A SEMIGLOSS FINISH.
4. -BATHROOM PAINT TO BE APPROPRIATE FOR WET ENVIRONMENTS AND TO HAVE ANTI-STAINING AND ANTIMICROBIAL.
5. -MILLWORK: TO BE ON PAINT GRADE WOOD - SEMI-GLOSS LEVEL 5 - NON-YELLOWING POLYURETHANE TOP COAT.
6. -MUST BE SUITABLE FOR COMMERCIAL USE
7. -CONTRACTOR TO SUBMIT THREE BRUSH OUT SAMPLES ON SUBSTATE TO INTERIOR DESIGNER FOR APPROVAL

PT-301


CHAMPALIMAUD

PROJECT NAME :	Atlantic Fields Golf Programming Project Manual		
Project #:	21028.05	Item Number:	PT-301
Issue Date:	09/29/2023	Item Description:	WHITE CEILING RESTROOM AT COMFORT STATION 2
Revision(s):		Item Quantity:	0 Sq. Ft.
		Item Quantity Locations:	

- 8. -SEE DRAWINGS FOR LOCATIONS
- 9. -ALL MATERIALS TO BE SUITABLE FOR THE LOCAL CLIMATE AND FIT FOR INTENDED PURPOSE.
- 10. -ALL MATERIALS TO BE RESIST UV COLOR CHANGE
- 11. -ALL MATERIAL TO COMPLY WITH LOCAL FLS CODES FOR COMBUSTIBILITY, SPREAD OF FLAME, ETC.
- 12. -ALL MATERIALS TO COMPLY WITH OPERATOR BRAND STANDARDS AND DESIGN GUIDELINES.

CHAMPALIMAUD

PROJECT NAME :	Atlantic Fields Golf Programming Project Manual		
Project #:	21028.05	Item Number:	PT-501
Issue Date:	09/29/2023	Item Description:	WHITE CEILING PERFORMANCE
Revision(s):		Item Quantity:	0 Sq. Ft.
		Item Quantity Locations:	
Manufacturer:	Benjamin Moore	Source:	Benjamin Moore
Address:	United States	Address:	
Phone:		Phone:	(212) 684-2001
Contact:	Rainy Lawrence	Contact:	Rainy Lawrence
E-mail:	rainy.lawrence@benjaminmoore.com	E-mail:	rainy.lawrence@benjaminmoore.com
Web:	www.benjaminmoore.com	Web:	www.benjaminmoore.com



Product: SIMPLY WHITE | OC-117
Color / Finish: EGGHELL ON WALLS
SEMI GLOSS ON BASE BOARD & SHOWER CEILING
SATIN ON MILLWORK
Location: CEILING IN RESTROOM AT COMFORT STATION 2

Required Item(s) for Designer Approval Prior to Fabrication :

Finish Sample

Instructions:

1. -CEILINGS TO BE PAINTED IN A FLAT FINISH.
2. -WALLS TO BE PAINTED IN AN EGGHELL FINISH.
3. -TRIM AND DOOR CASINGS TO BE PAINTED IN A SEMIGLOSS FINISH.
4. -BATHROOM PAINT TO BE APPROPRIATE FOR WET ENVIRONMENTS AND TO HAVE ANTI-STAINING AND ANTIMICROBIAL.
5. -MILLWORK: TO BE ON PAINT GRADE WOOD - SEMI-GLOSS LEVEL 5 - NON-YELLOWING POLYURETHANE TOP COAT.
6. -MUST BE SUITABLE FOR COMMERCIAL USE
7. -CONTRACTOR TO SUBMIT THREE BRUSH OUT SAMPLES ON SUBSTATE TO INTERIOR DESIGNER FOR APPROVAL

PT-501

CHAMPALIMAUD


PROJECT NAME : Atlantic Fields Golf Programming Project Manual

Project #:	21028.05	Item Number:	PT-501
Issue Date:	09/29/2023	Item Description:	WHITE CEILING PERFORMANCE
Revision(s):		Item Quantity:	0 Sq. Ft.
		Item Quantity Locations:	

- 8. -SEE DRAWINGS FOR LOCATIONS
- 9. -ALL MATERIALS TO BE SUITABLE FOR THE LOCAL CLIMATE AND FIT FOR INTENDED PURPOSE.
- 10. -ALL MATERIALS TO BE RESIST UV COLOR CHANGE
- 11. -ALL MATERIAL TO COMPLY WITH LOCAL FLS CODES FOR COMBUSTIBILITY, SPREAD OF FLAME, ETC.
- 12. -ALL MATERIALS TO COMPLY WITH OPERATOR BRAND STANDARDS AND DESIGN GUIDELINES.

CHAMPALIMAUD

PROJECT NAME :	Atlantic Fields Golf Programming Project Manual		
Project #:	21028.05	Item Number:	PT-502
Issue Date:	09/29/2023	Item Description:	GREEN MILLWORK PAINT PERFORMANCE
Revision(s):		Item Quantity:	0 Sq. Ft.
		Item Quantity Locations:	
Manufacturer:	Benjamin Moore	Source:	Benjamin Moore
Address:	United States	Address:	
Phone:		Phone:	(212) 684-2001
Contact:	Rainy Lawrence	Contact:	Rainy Lawrence
E-mail:	rainy.lawrence@benjaminmoore.com	E-mail:	rainy.lawrence@benjaminmoore.com
Web:	www.benjaminmoore.com	Web:	www.benjaminmoore.com



Product: FRASER FIR| 503
Color / Finish: EGGHELL ON WALLS
SEMI GLOSS ON BASE BOARD & SHOWER CEILING
SATIN ON MILLWORK
Location: MILLWORK PAINT AT PERFORMANCE

Required Item(s) for Designer Approval Prior to Fabrication :

Finish Sample

Instructions:

1. -CEILINGS TO BE PAINTED IN A FLAT FINISH.
2. -WALLS TO BE PAINTED IN AN EGGHELL FINISH.
3. -TRIM AND DOOR CASINGS TO BE PAINTED IN A SEMIGLOSS FINISH.
4. -BATHROOM PAINT TO BE APPROPRIATE FOR WET ENVIRONMENTS AND TO HAVE ANTI-STAINING AND ANTIMICROBIAL.
5. -MILLWORK: TO BE ON PAINT GRADE WOOD - SEMI-GLOSS LEVEL 5 - NON-YELLOWING POLYURETHANE TOP COAT.
6. -MUST BE SUITABLE FOR COMMERCIAL USE
7. -CONTRACTOR TO SUBMIT THREE BRUSH OUT SAMPLES ON SUBSTATE TO INTERIOR DESIGNER FOR APPROVAL

PT-502

CHAMPALIMAUD

PROJECT NAME :	Atlantic Fields Golf Programming Project Manual		
Project #:	21028.05	Item Number:	PT-502
Issue Date:	09/29/2023	Item Description:	GREEN MILLWORK PAINT PERFORMANCE
Revision(s):		Item Quantity:	0 Sq. Ft.
		Item Quantity Locations:	

- 8. -SEE DRAWINGS FOR LOCATIONS
- 9. -ALL MATERIALS TO BE SUITABLE FOR THE LOCAL CLIMATE AND FIT FOR INTENDED PURPOSE.
- 10. -ALL MATERIALS TO BE RESIST UV COLOR CHANGE
- 11. -ALL MATERIAL TO COMPLY WITH LOCAL FLS CODES FOR COMBUSTIBILITY, SPREAD OF FLAME, ETC.
- 12. -ALL MATERIALS TO COMPLY WITH OPERATOR BRAND STANDARDS AND DESIGN GUIDELINES.

Plumbing

CHAMPALIMAUD

PROJECT NAME :	Atlantic Fields Golf Programming Project Manual		
Project #:	21028.05	Item Number:	P-101
Issue Date:	09/29/2023	Item Description:	RESTROOM SINK BASIN GOLF HOUSE
Revision(s):		Item Quantity:	0 Each
		Item Quantity Locations:	
Manufacturer:	Kohler	Source:	Kohler
Address:	United States	Address:	United States
Phone:		Phone:	347-387-3761
Contact:	Lara Garahan	Contact:	Lara Garahan
E-mail:	lara.garahan@kohler.com	E-mail:	lara.garahan@kohler.com
Web:	kohler.com	Web:	kohler.com



Product: VERTICYL 17" RECTANGULAR UNDERMOUNT BATHROOM SINK
Model # K-8189
Color / Finish: 0 - WHITE
Size / Dimensions: 17 1/8"W x 13 3/8"L x 7 3/16"D
Notes: REFER TO SPEC SHEET FOR ADDITIONAL INFORMATION

Required Item(s) for Designer Approval Prior to Fabrication :

<input checked="" type="checkbox"/> Cut Sheet

Instructions:

1. -PROVIDE ALL CUT SHEETS FOR APPROVAL
2. -MANUFACTURER TO PROVIDE FLOW RESTRICTORS OR AERATOR AS NECESSARY TO MEET CODES
3. -GC TO CONFIRM AND PROVIDE ALL NECESSARY COMPONENTS
4. -ALL EXPOSED PLUMBING FITTINGS & CONNECTIONS TO MATCH TRIM FINISH

CHAMPALIMAUD

PROJECT NAME :	Atlantic Fields Golf Programming Project Manual		
Project #:	21028.05	Item Number:	P-101
Issue Date:	09/29/2023	Item Description:	RESTROOM SINK BASIN GOLF HOUSE
Revision(s):		Item Quantity:	0 Each

KOHLER

Verticyl®
17" rectangular undermount bathroom sink
K-8189

Features

- Geometric rectangular basin with vertical sides
- Overflow drain
- No faucet holes; requires wall- or counter-mount faucet

Material

- Vitreous china

Installation

- Undermount

Recommended Products/Accessories

- K-8998 P-Trap
- K-23726 Drain treatment
- K-23725 Cast iron cleaner

Included Components

- 1193643 Basin clamps



ADA **CSA B651** **OBC**

Codes/Standards







ASME A112.19.2/CSA B45.1
ADA
ICC/ANSI A117.1
CSA B651
OBC

KOHLER® One-Year Limited Warranty

See website for detailed warranty information.

Available Colors/Finishes

Color tiles intended for reference only.

Color	Code	Description
	0	White
	96	Biscuit
	NY	Dune
	95	Ice™ Grey
	58	Thunder™ Grey
	7	Black Black™

1-800-4KOHLER (1-800-456-4537)
Kohler Co. reserves the right to make revisions without notice to product specifications.
For the most current Specification Sheet, go to www.kohler.com.
8-16-2023 01:08 - US/CA/MX

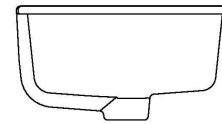
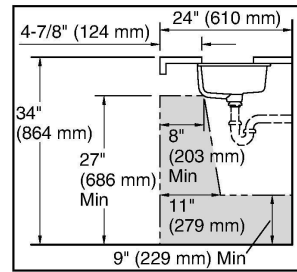
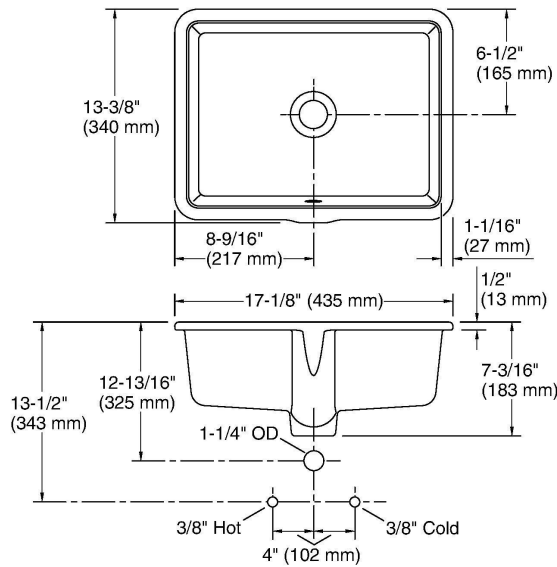
THE BOLD LOOK
OF **KOHLER**

CHAMPALIMAUD

PROJECT NAME :	Atlantic Fields Golf Programming Project Manual		
Project #:	21028.05	Item Number:	P-101
Issue Date:	09/29/2023	Item Description:	RESTROOM SINK BASIN GOLF HOUSE
Revision(s):		Item Quantity:	0 Each

KOHLER

Verticyl®
17" rectangular undermount bathroom sink
K-8189



Technical Information

All product dimensions are nominal.

- Bowl configuration: Single
- Installation: Undermount
- Bowl area (Only):
 - Length: 15-1/4" (387 mm)
 - Width: 11-1/2" (292 mm)
 - Bowl depth: 5-1/8" (130 mm)
 - With overflow: Yes
 - Water depth: 3-7/16" (88 mm)
- With overflow: Yes
- Drain hole: 1-3/4" (44 mm)
- Template: Undermount, 1372556-7, required, not included

Notes

Install this product according to the installation instructions.

NOTICE: Countertop manufacturer or cutter must use the current product template available at www.kohler.com, or by calling 1-800-4KOHLER. Kohler Co. is not responsible for cutout errors when the incorrect cutout template is used.

ADA, OBC, CSA B651 compliant when installed to the specific requirements of these regulations.

1-800-4KOHLER (1-800-456-4537)

Kohler Co. reserves the right to make revisions without notice to product specifications.

For the most current Specification Sheet, go to www.kohler.com.

8-16-2023 01:08 - US/CA/MX

THE BOLD LOOK
OF **KOHLER**

CHAMPALIMAUD

PROJECT NAME :	Atlantic Fields Golf Programming Project Manual		
Project #:	21028.05	Item Number:	P-102
Issue Date:	09/29/2023	Item Description:	RESTROOM FAUCET GOLF HOUSE
Revision(s):		Item Quantity:	0 Each
		Item Quantity Locations:	
Manufacturer:	Waterworks	Source:	Waterworks
Address:	215 E 58th St Suite 4C New York, NY 10022 United States	Address:	215 E 58th St Suite 4C New York, NY 10022 United States
Phone:		Phone:	2122546025
Contact:	Allie Purcell	Contact:	Allie Purcell
E-mail:	apurcell@waterworks.com	E-mail:	apurcell@waterworks.com
Web:	https://www.waterworks.com/	Web:	https://www.waterworks.com/



Product: BOND SOLO SERIES GOOSENECK LAVATORY FAUCET WITH STRAIGHT LEVER HANDLES
Model #: 07-92577-64422
Color / Finish: DARK BRASS
Size / Dimensions: PER SPEC SHEET
Notes: REFER TO SPEC SHEET FOR ADDITIONAL INFORMATION

Required Item(s) for Designer Approval Prior to Fabrication :

<input checked="" type="checkbox"/> Cut Sheet

Instructions:

1. -PROVIDE ALL CUT SHEETS FOR APPROVAL
2. -MANUFACTURER TO PROVIDE FLOW RESTRICTORS OR AERATOR AS NECESSARY TO MEET CODES
3. -GC TO CONFIRM AND PROVIDE ALL NECESSARY COMPONENTS
4. -ALL EXPOSED PLUMBING FITTINGS & CONNECTIONS TO MATCH TRIM FINISH

CHAMPALIMAUD


PROJECT NAME :	Atlantic Fields Golf Programming Project Manual		
Project #:	21028.05	Item Number:	P-102
Issue Date:	09/29/2023	Item Description:	RESTROOM FAUCET GOLF HOUSE
Revision(s):		Item Quantity:	0 Each

WATERWORKS

BOND

BLS220

Bond Solo Series Gooseneck Lavatory Faucet with Straight Lever Handles



SHOWN IN BOND SOLO SERIES GOOSENECK LAVATORY FAUCET WITH STRAIGHT LEVER HANDLES | BLS220

TECHNICAL DETAILS

ADA Compliance: Yes
Deck Thickness Maximum: 1 11/16"
Deck Thickness Minimum: 1/4"
Drain Depth Maximum: 2 5/8"
Drain Depth Minimum: 3/8"
Drain Hole Diameter: 1 3/4"
Drain Style: Push Touch
Fittings Hole Diameter: 1 3/8"
Handle Spread Maximum: 12"
Handle Spread Minimum: 8"
Handle Turn Angle: Quarter Turn
Inlet Connection Size: 1/2"
Inlet Connection Type: Male with Supply Nut
Number Of Holes: Three Hole
Primary Material: Brass
Restricted Maximum Flow Rate: 1.2 gpm
Spout Swivel: N
Valve Material: Ceramic
Water Pressure Maximum: 85.0 psi
Water Pressure Minimum: 20.0 psi
Water Pressure Recommended: 45.0 psi

INSPIRATION

Modern designs infused with rare soul and artistry. Explore our wide range of Bond bath and kitchen elements, from fittings to fixtures to hardware.

CODES & STANDARDS

NSF/ANSI/CAN 61:Q < 1, ASME A112.18.1/CSA B125.1, CEC, State of MA

PRODUCT FEATURES

Lever Handles

Includes Universal Push-Touch Drain (UNLD23) which fits 1-1/2" through 1-3/4" drain hole openings

Stocked in Chrome, Nickel, Brass and Dark Nickel

Available in 1.2gpm (4.5L/min) flow rate

CERTIFICATIONS



PRODUCT (NOTES)

PRODUCT SUPPORT
800.927.2120 OPT 2 | WATERWORKS.COM

PAGE 1 OF 2
UPDATED ON 07.21.23

CHAMPALIMAUD

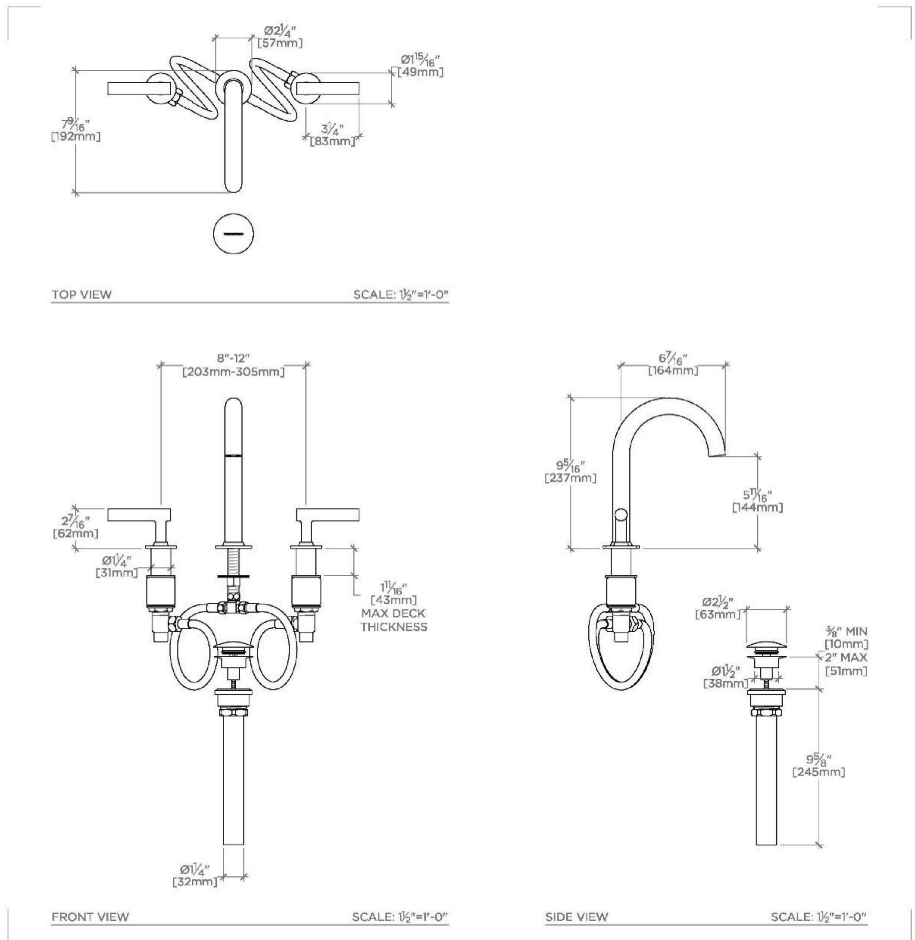
PROJECT NAME :	Atlantic Fields Golf Programming Project Manual		
Project #:	21028.05	Item Number:	P-102
Issue Date:	09/29/2023	Item Description:	RESTROOM FAUCET GOLF HOUSE
Revision(s):		Item Quantity:	0 Each

WATERWORKS

BOND

BLS220

Bond Solo Series Gooseneck Lavatory Faucet with Straight Lever Handles



PRODUCT SUPPORT
800.927.2120 OPT 2 | WATERWORKS.COM

PAGE 2 OF 2
UPDATED ON 07.21.23

CHAMPALIMAUD

PROJECT NAME :	Atlantic Fields Golf Programming Project Manual		
Project #:	21028.05	Item Number:	P-103
Issue Date:	09/29/2023	Item Description:	TOILET GOLF HOUSE
Revision(s):	10/18/2023 (1)	Item Quantity:	0 Each
		Item Quantity Locations:	
Manufacturer:	Kohler	Source:	Kohler
Address:	United States	Address:	United States
Phone:		Phone:	347-387-3761
Contact:	Lara Garahan	Contact:	Lara Garahan
E-mail:	lara.garahan@kohler.com	E-mail:	lara.garahan@kohler.com
Web:	kohler.com	Web:	kohler.com



Product: REACH ONE-PIECE COMPACT ELONGATED TOILET WITH SKIRTED TRAPWAY
Model # K-78080
Color / Finish: 0 - WHITE
Size / Dimensions: 13 5/8" W x 28 5/8" D x 29" H
Notes: REFER TO SPEC SHEET FOR ADDITIONAL INFORMATION

Required Item(s) for Designer Approval Prior to Fabrication :

Cut Sheet

Instructions:

1. -PROVIDE ALL CUT SHEETS FOR APPROVAL
2. -MANUFACTURER TO PROVIDE FLOW RESTRICTORS OR AERATOR AS NECESSARY TO MEET CODES
3. -GC TO CONFIRM AND PROVIDE ALL NECESSARY COMPONENTS
4. -ALL EXPOSED PLUMBING FITTINGS & CONNECTIONS TO MATCH TRIM FINISH

P-103

CHAMPALIMAUD

PROJECT NAME :	Atlantic Fields Golf Programming Project Manual		
Project #:	21028.05	Item Number:	P-103
Issue Date:	09/29/2023	Item Description:	TOILET GOLF HOUSE
Revision(s):	10/18/2023 (1)	Item Quantity:	0 Each

KOHLER®

Reach®
One-piece compact elongated toilet with skirted trapway, 1.28 gpf
K-78080

Features

- One-piece toilets integrate the tank and bowl into a seamless, easy-to-clean design
- Elongated bowl offers added room and comfort
- Skirted trapway simplifies cleaning
- Comfort Height® feature offers chair-height seating that makes sitting down and standing up easier for most adults
- 1.28 gpf (4.8 lpf)
- Left-hand Polished Chrome trip lever
- 2-1/8" (54 mm) glazed trapway
- AquaPiston® canister optimizes the flow out of the tank, harnessing gravity and the natural powerful reducing cascade of water to increase the power and effectiveness of the flush
- Easy-to-flush canister design requires less force to actuate than a 3" (76 mm) flapper, and has 90% less exposed seal material which resists conditions that cause wear, tear, shrinkage and swelling
- Patented ReadyLock® installation system, a simple solution for skirted toilets, saves time, hassle, and eliminates the need to drill into the floor for standard 12" (305 mm) rough-in

Installation

- Standard 12" (305 mm) rough-in
- 10" and 14" (254 mm and 356 mm) rough-in kits also available
- Supply line sold separately

Recommended Products/Accessories

K-4108 C®-230 Elongated bidet toilet seat with remote control
K-5381 14" Rough-in Full Skirt Trap and Attachment System
K-5383 10" Rough-in Full Skirt Trap and Attachment System
K-21710-L left-hand trip lever
1023457 Wax Ring/Hardware Kit
K-23726 Drain treatment

Included Components

K-4008 Reveal® Quiet-Close™ elongated toilet seat



ADA CSA B651 OBC

Codes/Standards

ASME A112.19.2/CSA B45.1
DOE - Energy Policy Act 1992
EPA WaterSense®
California Energy Commission (CEC)
ADA
ICC/ANSI A117.1
CSA B651
OBC

KOHLER® Toilets and Seats Limited Warranty

See website for detailed warranty information.

Available Colors/Finishes

Color tiles intended for reference only.

Color	Code	Description
	0	White
	96	Biscuit
	NY	Dune
	95	Ice™ Grey
	7	Black Black™

1-800-4KOHLER (1-800-456-4537)

Kohler Co. reserves the right to make revisions without notice to product specifications.

For the most current Specification Sheet, go to www.kohler.com.

9-19-2023 23:52 - US/CA/LM/MX

THE BOLD LOOK
OF **KOHLER®**

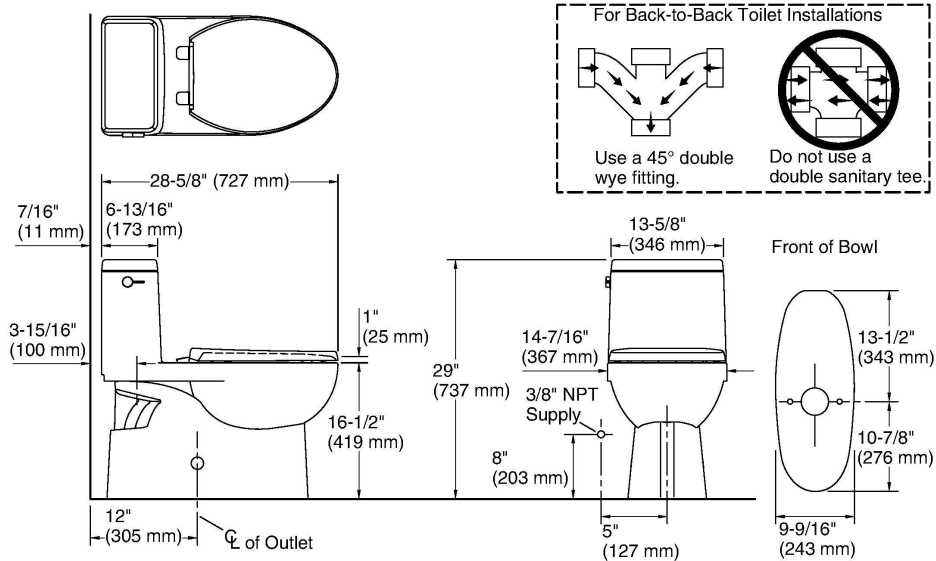
P-103

CHAMPALIMAUD

PROJECT NAME :	Atlantic Fields Golf Programming Project Manual		
Project #:	21028.05	Item Number:	P-103
Issue Date:	09/29/2023	Item Description:	TOILET GOLF HOUSE
Revision(s):	10/18/2023 (1)	Item Quantity:	0 Each

KOHLER®

Reach®
One-piece compact elongated toilet with skirted trapway, 1.28 gpf
K-78080



Technical Information

All product dimensions are nominal.

Toilet type:	Floor-mount
Waste Outlet:	Floor
Bowl shape:	Elongated
Flush type:	AquaPiston
Trap passageway:	2-1/8" (54 mm)
Water surface size:	9-1/8" x 8-1/2" (232 mm x 216 mm)
Rim to water surface:	6-3/8" (162 mm)
Rough-in:	12" (305 mm)

Fixture Supply Requirements

Min static pressure:	20 psi (137.9 kPa)
Max static pressure:	80 psi (551.6 kPa)
Min flowing pressure:	25 psi (172.4 kPa)
Min flow rate:	0.43 gpm (1.6 lpm)

Notes

Install this product according to the installation instructions.

For back-to-back toilet installations: Use only a 45° double wye fitting.

ADA, OBC, CSA B651 compliant when installed to the specific requirements of these regulations.

Plumbing codes may require elongated toilets and elongated, open-front seats in public bathrooms.

Accessibility standards may require controls to be located on the open side of the toilet.

1-800-4KOHLER (1-800-456-4537)

Kohler Co. reserves the right to make revisions without notice to product specifications.

For the most current Specification Sheet, go to www.kohler.com.

9-19-2023 23:52 - US/CA/LM/MX

THE BOLD LOOK
OF **KOHLER®**

P-103

CHAMPALIMAUD

PROJECT NAME :	Atlantic Fields Golf Programming Project Manual		
Project #:	21028.05	Item Number:	P-201
Issue Date:	09/29/2023	Item Description:	RESTROOM SINK BASIN COMFORT STATION 1
Revision(s):		Item Quantity:	0 Each
		Item Quantity Locations:	
Manufacturer:	Kohler	Source:	Kohler
Address:	United States	Address:	United States
Phone:		Phone:	347-387-3761
Contact:	Lara Garahan	Contact:	Lara Garahan
E-mail:	lara.garahan@kohler.com	E-mail:	lara.garahan@kohler.com
Web:	kohler.com	Web:	kohler.com



Product: VERTICYL 17" RECTANGULAR UNDERMOUNT BATHROOM SINK
Model # K-8189
Color / Finish: 0 - WHITE
Size / Dimensions: 17 1/8"W x 13 3/8"L x 7 3/16"D
Notes: REFER TO SPEC SHEET FOR ADDITIONAL INFORMATION

Required Item(s) for Designer Approval Prior to Fabrication :

<input checked="" type="checkbox"/> Cut Sheet

Instructions:

1. -PROVIDE ALL CUT SHEETS FOR APPROVAL
2. -MANUFACTURER TO PROVIDE FLOW RESTRICTORS OR AERATOR AS NECESSARY TO MEET CODES
3. -GC TO CONFIRM AND PROVIDE ALL NECESSARY COMPONENTS
4. -ALL EXPOSED PLUMBING FITTINGS & CONNECTIONS TO MATCH TRIM FINISH

CHAMPALIMAUD

PROJECT NAME :	Atlantic Fields Golf Programming Project Manual		
Project #:	21028.05	Item Number:	P-201
Issue Date:	09/29/2023	Item Description:	RESTROOM SINK BASIN COMFORT STATION 1
Revision(s):		Item Quantity:	0 Each



Verticyl®
17" rectangular undermount bathroom sink
K-8189

Features

- Geometric rectangular basin with vertical sides
- Overflow drain
- No faucet holes; requires wall- or counter-mount faucet

Material

- Vitreous china

Installation

- Undermount

Recommended Products/Accessories

- K-8998 P-Trap
- K-23726 Drain treatment
- K-23725 Cast iron cleaner

Included Components

- 1193643 Basin clamps



ADA **CSA B651** **OBC**

Codes/Standards

ASME A112.19.2/CSA B45.1
ADA
ICC/ANSI A117.1
CSA B651
OBC

KOHLER® One-Year Limited Warranty

See website for detailed warranty information.

Available Colors/Finishes

Color tiles intended for reference only.

Color	Code	Description
	0	White
	96	Biscuit
	NY	Dune
	95	Ice™ Grey
	58	Thunder™ Grey
	7	Black Black™

1-800-4KOHLER (1-800-456-4537)
Kohler Co. reserves the right to make revisions without notice to product specifications.
For the most current Specification Sheet, go to www.kohler.com.
8-16-2023 01:08 - US/CA/MX

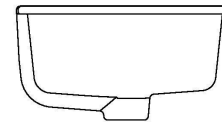
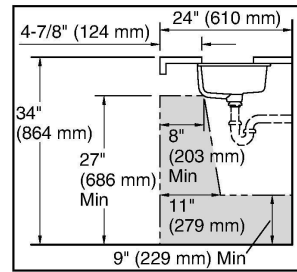
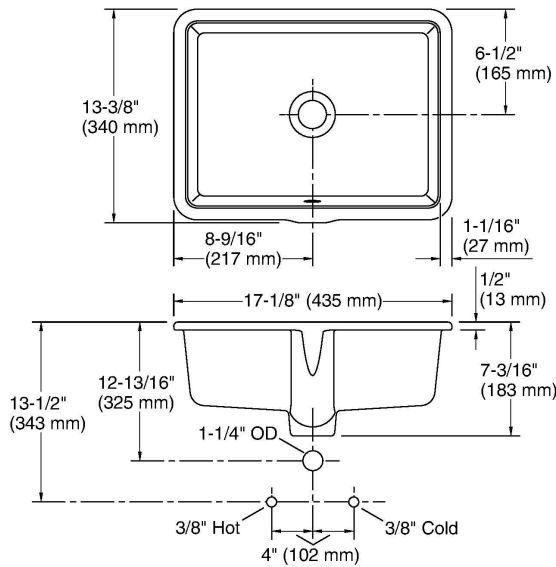
THE BOLD LOOK
OF **KOHLER**®

CHAMPALIMAUD

PROJECT NAME :	Atlantic Fields Golf Programming Project Manual		
Project #:	21028.05	Item Number:	P-201
Issue Date:	09/29/2023	Item Description:	RESTROOM SINK BASIN COMFORT STATION 1
Revision(s):		Item Quantity:	0 Each

KOHLER

Verticyl®
17" rectangular undermount bathroom sink
K-8189



Technical Information

All product dimensions are nominal.

- Bowl configuration: Single
- Installation: Undermount
- Bowl area (Only):
 - Length: 15-1/4" (387 mm)
 - Width: 11-1/2" (292 mm)
 - Bowl depth: 5-1/8" (130 mm)
 - With overflow: Yes
 - Water depth: 3-7/16" (88 mm)
- With overflow: Yes
- Drain hole: 1-3/4" (44 mm)
- Template: Undermount, 1372556-7, required, not included

Notes

Install this product according to the installation instructions.

NOTICE: Countertop manufacturer or cutter must use the current product template available at www.kohler.com, or by calling 1-800-4KOHLER. Kohler Co. is not responsible for cutout errors when the incorrect cutout template is used.

ADA, OBC, CSA B651 compliant when installed to the specific requirements of these regulations.

1-800-4KOHLER (1-800-456-4537)

Kohler Co. reserves the right to make revisions without notice to product specifications.

For the most current Specification Sheet, go to www.kohler.com.

8-16-2023 01:08 - US/CA/MX

THE BOLD LOOK
OF **KOHLER**

CHAMPALIMAUD

PROJECT NAME :	Atlantic Fields Golf Programming Project Manual		
Project #:	21028.05	Item Number:	P-202
Issue Date:	09/29/2023	Item Description:	RESTROOM FAUCET COMFORT STATION 1
Revision(s):		Item Quantity:	0 Each
		Item Quantity Locations:	
Manufacturer:	Waterworks	Source:	Waterworks
Address:	215 E 58th St Suite 4C New York, NY 10022 United States	Address:	215 E 58th St Suite 4C New York, NY 10022 United States
Phone:		Phone:	2122546025
Contact:	Allie Purcell	Contact:	Allie Purcell
E-mail:	apurcell@waterworks.com	E-mail:	apurcell@waterworks.com
Web:	https://www.waterworks.com/	Web:	https://www.waterworks.com/



Product: BOND SOLO SERIES GOOSENECK LAVATORY FAUCET WITH STRAIGHT LEVER HANDLES
Model #: 07-92577-64422
Color / Finish: DARK BRASS
Size / Dimensions: PER SPEC SHEET
Notes: REFER TO SPEC SHEET FOR ADDITIONAL INFORMATION

Required Item(s) for Designer Approval Prior to Fabrication :

<input checked="" type="checkbox"/> Cut Sheet

Instructions:

1. -PROVIDE ALL CUT SHEETS FOR APPROVAL
2. -MANUFACTURER TO PROVIDE FLOW RESTRICTORS OR AERATOR AS NECESSARY TO MEET CODES
3. -GC TO CONFIRM AND PROVIDE ALL NECESSARY COMPONENTS
4. -ALL EXPOSED PLUMBING FITTINGS & CONNECTIONS TO MATCH TRIM FINISH

CHAMPALIMAUD


PROJECT NAME :	Atlantic Fields Golf Programming Project Manual		
Project #:	21028.05	Item Number:	P-202
Issue Date:	09/29/2023	Item Description:	RESTROOM FAUCET COMFORT STATION 1
Revision(s):		Item Quantity:	0 Each

WATERWORKS

BOND

BLS220

Bond Solo Series Gooseneck Lavatory Faucet with Straight Lever Handles



SHOWN IN BOND SOLO SERIES GOOSENECK LAVATORY FAUCET WITH STRAIGHT LEVER HANDLES | BLS220

TECHNICAL DETAILS

ADA Compliance: Yes
Deck Thickness Maximum: 1 11/16"
Deck Thickness Minimum: 1/4"
Drain Depth Maximum: 2 5/8"
Drain Depth Minimum: 3/8"
Drain Hole Diameter: 1 3/4"
Drain Style: Push Touch
Fittings Hole Diameter: 1 3/8"
Handle Spread Maximum: 12"
Handle Spread Minimum: 8"
Handle Turn Angle: Quarter Turn
Inlet Connection Size: 1/2"
Inlet Connection Type: Male with Supply Nut
Number Of Holes: Three Hole
Primary Material: Brass
Restricted Maximum Flow Rate: 1.2 gpm
Spout Swivel: N
Valve Material: Ceramic
Water Pressure Maximum: 85.0 psi
Water Pressure Minimum: 20.0 psi
Water Pressure Recommended: 45.0 psi

INSPIRATION

Modern designs infused with rare soul and artistry. Explore our wide range of Bond bath and kitchen elements, from fittings to fixtures to hardware.

CODES & STANDARDS

NSF/ANSI/CAN 61:Q < 1, ASME A112.18.1/CSA B125.1, CEC, State of MA

PRODUCT FEATURES

Lever Handles

Includes Universal Push-Touch Drain (UNLD23) which fits 1-1/2" through 1-3/4" drain hole openings

Stocked in Chrome, Nickel, Brass and Dark Nickel

Available in 1.2gpm (4.5L/min) flow rate

CERTIFICATIONS



PRODUCT (NOTES)

PRODUCT SUPPORT
800.927.2120 OPT 2 | WATERWORKS.COM

PAGE 1 OF 2
UPDATED ON 07.21.23

P-202

CHAMPALIMAUD

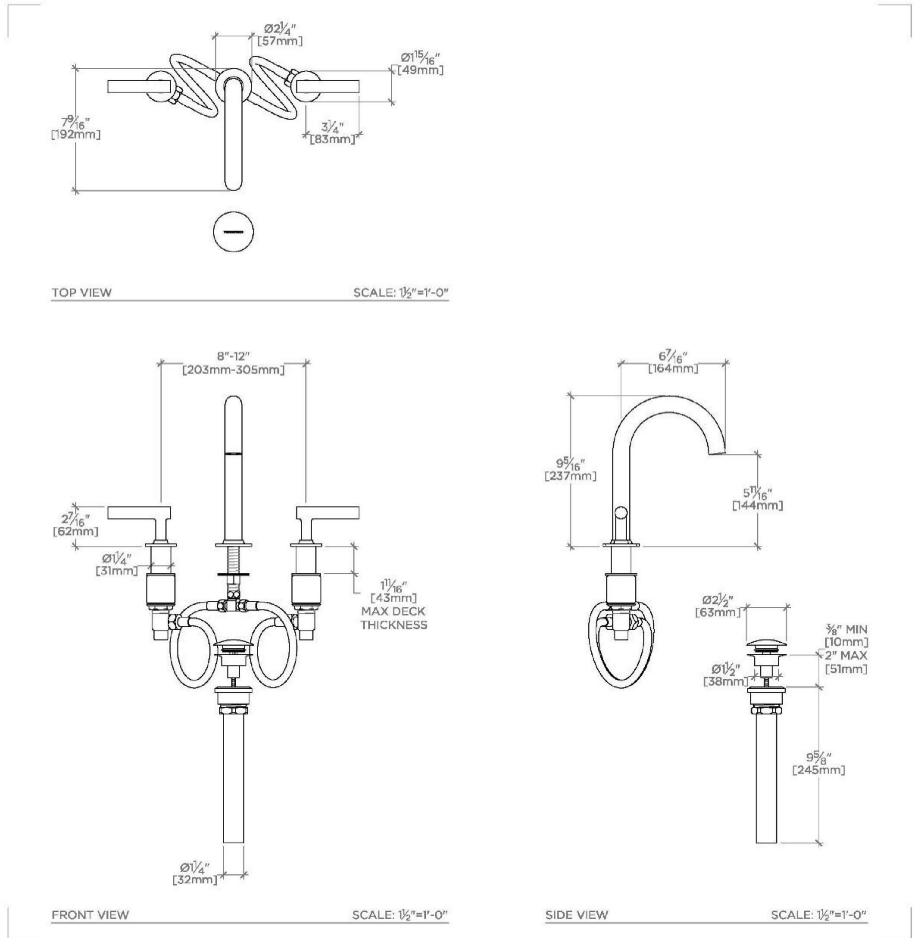
PROJECT NAME :	Atlantic Fields Golf Programming Project Manual		
Project #:	21028.05	Item Number:	P-202
Issue Date:	09/29/2023	Item Description:	RESTROOM FAUCET COMFORT STATION 1
Revision(s):		Item Quantity:	0 Each

WATERWORKS

BOND

BLS220

Bond Solo Series Gooseneck Lavatory Faucet with Straight Lever Handles



PRODUCT SUPPORT
800.927.2120 OPT 2 | WATERWORKS.COM

PAGE 2 OF 2
UPDATED ON 07.21.23

CHAMPALIMAUD

PROJECT NAME :	Atlantic Fields Golf Programming Project Manual		
Project #:	21028.05	Item Number:	P-203
Issue Date:	09/29/2023	Item Description:	TOILET COMFORT STATION 1
Revision(s):	10/18/2023 (1)	Item Quantity:	0 Each
		Item Quantity Locations:	
Manufacturer:	Kohler	Source:	Kohler
Address:	United States	Address:	United States
Phone:		Phone:	347-387-3761
Contact:	Lara Garahan	Contact:	Lara Garahan
E-mail:	lara.garahan@kohler.com	E-mail:	lara.garahan@kohler.com
Web:	kohler.com	Web:	kohler.com



Product: REACH ONE-PIECE COMPACT ELONGATED TOILET WITH SKIRTED TRAPWAY
Model # K-78080
Color / Finish: 0 - WHITE
Size / Dimensions: 13 5/8" W x 28 5/8" D x 29" H
Notes: REFER TO SPEC SHEET FOR ADDITIONAL INFORMATION

Required Item(s) for Designer Approval Prior to Fabrication :

Cut Sheet

Instructions:

1. -PROVIDE ALL CUT SHEETS FOR APPROVAL
2. -MANUFACTURER TO PROVIDE FLOW RESTRICTORS OR AERATOR AS NECESSARY TO MEET CODES
3. -GC TO CONFIRM AND PROVIDE ALL NECESSARY COMPONENTS
4. -ALL EXPOSED PLUMBING FITTINGS & CONNECTIONS TO MATCH TRIM FINISH

P-203

CHAMPALIMAUD

PROJECT NAME :	Atlantic Fields Golf Programming Project Manual		
Project #:	21028.05	Item Number:	P-203
Issue Date:	09/29/2023	Item Description:	TOILET COMFORT STATION 1
Revision(s):	10/18/2023 (1)	Item Quantity:	0 Each

KOHLER®

Reach®
One-piece compact elongated toilet with skirted trapway, 1.28 gpf
K-78080

Features

- One-piece toilets integrate the tank and bowl into a seamless, easy-to-clean design
- Elongated bowl offers added room and comfort
- Skirted trapway simplifies cleaning
- Comfort Height® feature offers chair-height seating that makes sitting down and standing up easier for most adults
- 1.28 gpf (4.8 lpf)
- Left-hand Polished Chrome trip lever
- 2-1/8" (54 mm) glazed trapway
- AquaPiston® canister optimizes the flow out of the tank, harnessing gravity and the natural powerful reducing cascade of water to increase the power and effectiveness of the flush
- Easy-to-flush canister design requires less force to actuate than a 3" (76 mm) flapper, and has 90% less exposed seal material which resists conditions that cause wear, tear, shrinkage and swelling
- Patented ReadyLock® installation system, a simple solution for skirted toilets, saves time, hassle, and eliminates the need to drill into the floor for standard 12" (305 mm) rough-in

Installation

- Standard 12" (305 mm) rough-in
- 10" and 14" (254 mm and 356 mm) rough-in kits also available
- Supply line sold separately

Recommended Products/Accessories

K-4108 C®-230 Elongated bidet toilet seat with remote control
K-5381 14" Rough-in Full Skirt Trap and Attachment System
K-5383 10" Rough-in Full Skirt Trap and Attachment System
K-21710-L left-hand trip lever
1023457 Wax Ring/Hardware Kit
K-23726 Drain treatment

Included Components

K-4008 Reveal® Quiet-Close™ elongated toilet seat



ADA CSA B651 OBC

Codes/Standards

ASME A112.19.2/CSA B45.1
DOE - Energy Policy Act 1992
EPA WaterSense®
California Energy Commission (CEC)
ADA
ICC/ANSI A117.1
CSA B651
OBC

KOHLER® Toilets and Seats Limited Warranty

See website for detailed warranty information.

Available Colors/Finishes

Color tiles intended for reference only.

Color	Code	Description
	0	White
	96	Biscuit
	NY	Dune
	95	Ice™ Grey
	7	Black Black™

1-800-4KOHLER (1-800-456-4537)

Kohler Co. reserves the right to make revisions without notice to product specifications.

For the most current Specification Sheet, go to www.kohler.com.

9-19-2023 23:52 - US/CA/LM/MX

THE BOLD LOOK
OF **KOHLER®**

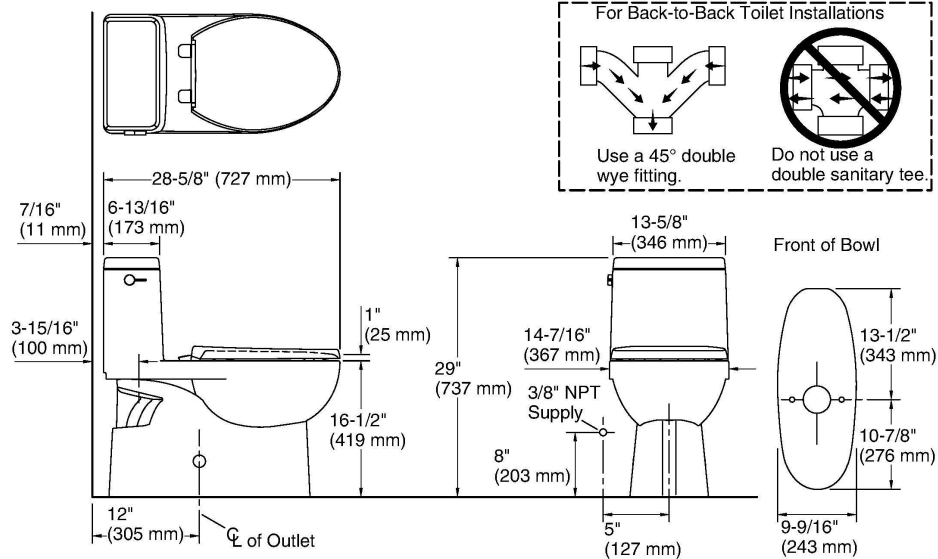
P-203

CHAMPALIMAUD

PROJECT NAME :	Atlantic Fields Golf Programming Project Manual		
Project #:	21028.05	Item Number:	P-203
Issue Date:	09/29/2023	Item Description:	TOILET COMFORT STATION 1
Revision(s):	10/18/2023 (1)	Item Quantity:	0 Each

KOHLER

Reach®
One-piece compact elongated toilet with skirted trapway, 1.28 gpf
K-78080



Technical Information

All product dimensions are nominal.

Toilet type:	Floor-mount
Waste Outlet:	Floor
Bowl shape:	Elongated
Flush type:	AquaPiston
Trap passageway:	2-1/8" (54 mm)
Water surface size:	9-1/8" x 8-1/2" (232 mm x 216 mm)
Rim to water surface:	6-3/8" (162 mm)
Rough-in:	12" (305 mm)

Fixture Supply Requirements

Min static pressure:	20 psi (137.9 kPa)
Max static pressure:	80 psi (551.6 kPa)
Min flowing pressure:	25 psi (172.4 kPa)
Min flow rate:	0.43 gpm (1.6 lpm)

Notes

Install this product according to the installation instructions.

For back-to-back toilet installations: Use only a 45° double wye fitting.

ADA, OBC, CSA B651 compliant when installed to the specific requirements of these regulations.

Plumbing codes may require elongated toilets and elongated, open-front seats in public bathrooms.

Accessibility standards may require controls to be located on the open side of the toilet.

1-800-4KOHLER (1-800-456-4537)

Kohler Co. reserves the right to make revisions without notice to product specifications.

For the most current Specification Sheet, go to www.kohler.com.

9-19-2023 23:52 - US/CA/LM/MX

THE BOLD LOOK
OF **KOHLER**

P-203

CHAMPALIMAUD

PROJECT NAME :	Atlantic Fields Golf Programming Project Manual		
Project #:	21028.05	Item Number:	P-204
Issue Date:	09/29/2023	Item Description:	URINAL COMFORT STATION 1
Revision(s):		Item Quantity:	0 Each
		Item Quantity Locations:	
Manufacturer:	Kohler	Source:	Kohler
Address:	United States	Address:	United States
Phone:		Phone:	347-387-3761
Contact:	Lara Garahan	Contact:	Lara Garahan
E-mail:	lara.garahan@kohler.com	E-mail:	lara.garahan@kohler.com
Web:	kohler.com	Web:	kohler.com



Product:	BRANHAM FULL STALL URINAL
Model #	K-25039-R
Color / Finish:	WHITE
Size / Dimensions:	18-1/2"W X 16-5/16"D X 38-7/8"H
Notes:	REFER TO SPEC SHEET FOR ADDITIONAL INFORMATION

Required Item(s) for Designer Approval Prior to Fabrication :

Cut Sheet

Instructions:

1. -PROVIDE ALL CUT SHEETS FOR APPROVAL
2. -MANUFACTURER TO PROVIDE FLOW RESTRICTORS OR AERATOR AS NECESSARY TO MEET CODES
3. -GC TO CONFIRM AND PROVIDE ALL NECESSARY COMPONENTS
4. -ALL EXPOSED PLUMBING FITTINGS & CONNECTIONS TO MATCH TRIM FINISH

CHAMPALIMAUD

PROJECT NAME :	Atlantic Fields Golf Programming Project Manual		
Project #:	21028.05	Item Number:	P-204
Issue Date:	09/29/2023	Item Description:	URINAL COMFORT STATION 1
Revision(s):		Item Quantity:	0 Each

KOHLER®

Branham™

Full stall washout urinal with rear spud
K-25039-R

Features

- Full stall washdown urinal
- 0.5 or 1.0 gpf (1.9 or 3.8 lpf)
- Lip of urinal installs below floor level for easier cleaning around fixture
- Full length sidewalls provide added privacy
- External trapway
- 3/4" (19 mm) rear spud

Material

- Vitreous china

Installation

- Replaces K-4920-R

Recommended Products/Accessories

- K-4932 Urinal Seam Cover
- K-9172 Urinal Strainer
- K-9183 Urinal Strainer
- K-23726 Drain treatment
- K-23725 Cast iron cleaner



ADA **CSA B651** **OBC**

Codes/Standards

ASME A112.19.2/CSA B45.1
DOE - Energy Policy Act 1992
EPA WaterSense®
California Energy Commission (CEC)
ADA
ICC/ANSI A117.1
CSA B651
OBC

**KOHLER® One-Year Limited
Warranty**

See website for detailed warranty information.

Available Colors/Finishes

Color tiles intended for reference only.

Color Code Description

■ 0 White

1-800-4KOHLER (1-800-456-4537)

Kohler Co. reserves the right to make revisions without notice to product specifications.

For the most current Specification Sheet, go to www.kohler.com.

3-6-2023 00:57 - US/CA

THE BOLD LOOK
OF **KOHLER**®

P-204

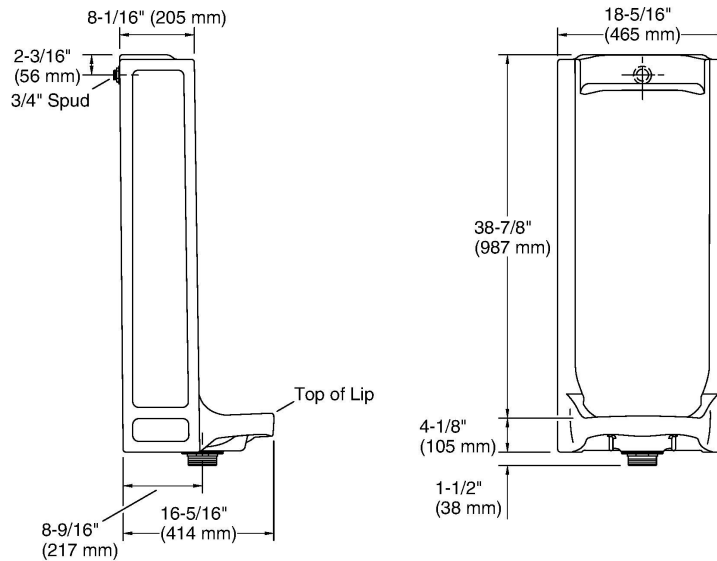
CHAMPALIMAUD

PROJECT NAME :	Atlantic Fields Golf Programming Project Manual		
Project #:	21028.05	Item Number:	P-204
Issue Date:	09/29/2023	Item Description:	URINAL COMFORT STATION 1
Revision(s):		Item Quantity:	0 Each

KOHLER

Branham™

Full stall washout urinal with rear spud
K-25039-R



Technical Information

All product dimensions are nominal.

Flush outlet technology:	Washout
Spud size:	3/4, Inlet, Rear
Min. Water per Flush:	0.5 gal (1.9 L)
Max. Water per Flush:	1 gal (3.8 L)

Designed for the above water use when installed with a water-saving flushometer.

Pressure and Supply Requirements

Fixture pressure min (static):	20 psi (137.9 kPa)
Fixture pressure max (static):	80 psi (551.6 kPa)

Notes

Install this product according to the installation instructions.

Refer to manufacturer's instructions and local codes for flushometer requirements.

ADA, OBC, CSA B651 compliant when installed to the specific requirements of these regulations.

1-800-4KOHLER (1-800-456-4537)

Kohler Co. reserves the right to make revisions without notice to product specifications.

For the most current Specification Sheet, go to www.kohler.com.

3-6-2023 00:57 - US/CA

THE BOLD LOOK
OF **KOHLER**

CHAMPALIMAUD

PROJECT NAME : Atlantic Fields Golf Programming Project Manual

Project #: 21028.05 Item Number: P-205
Issue Date: 09/29/2023 Item Description: KITCHEN SINK BASIN | COMFORT STATION 1
Revision(s): Item Quantity: 0 Each
Item Quantity Locations:

Manufacturer: Blanco Source: Blanco
Address: 110 Mount Holly By-Pass Lumberton, NJ 08048 United States Address: 110 Mount Holly By-Pass Lumberton, NJ 08048 United States
Phone: Phone: 1-800-451-5782
Contact: customer service Contact: customer service
E-mail: E-mail:
Web: www.blanco.com Web: www.blanco.com



Product: DIAMOND SUPER SINGLE SINK BASIN
Model #: 441767
Color / Finish: WHITE
Size / Dimensions: 33.5"W x 18.5"L x 9"D
Notes: REFER TO SPEC SHEET FOR ADDITIONAL INFORMATION

Required Item(s) for Designer Approval Prior to Fabrication :

Cut Sheet

Instructions:

1. -PROVIDE ALL CUT SHEETS FOR APPROVAL
2. -MANUFACTURER TO PROVIDE FLOW RESTRICTORS OR AERATOR AS NECESSARY TO MEET CODES
3. -GC TO CONFIRM AND PROVIDE ALL NECESSARY COMPONENTS
4. -ALL EXPOSED PLUMBING FITTINGS & CONNECTIONS TO MATCH TRIM FINISH

CHAMPALIMAUD

PROJECT NAME :	Atlantic Fields Golf Programming Project Manual		
Project #:	21028.05	Item Number:	P-205
Issue Date:	09/29/2023	Item Description:	KITCHEN SINK BASIN COMFORT STATION 1
Revision(s):		Item Quantity:	0 Each

BLANCO

Sink Specifications

Color	SKU
Cinder	441764
Truffle	441765
White	441767
Anthracite	441768
Metallic Gray	441770
Café	441771
Coal Black	442916
Soft White	443071
Volcano Gray	443108

Design and Planning Tips

- Min cabinet size: 36 in

What is included:
Installation instructions
Cut-out template
Limited Lifetime Warranty

Depending on cabinet construction, a different cabinet size may be required. Consult the cabinet manufacturer.

To prevent damage, sink must be shipped on a pallet.
Cubed weight: 111 lbs.

Optional Accessories

Floating Dish Rack	236431
Sink Grid	221010
CapFlow Strainer Cover	517666
Undermount Clips	440851

Warranty


BLANCO offers a limited lifetime warranty on all sinks and faucets, as well as a one-year warranty on all custom accessories.

Code/Standards Compliance

BLANCO sinks and faucets are third-party tested and certified to standards and listed by applicable certification bodies. For more information on individual product listings, contact our office or listing organization.

 View our how-to videos to learn more about installing and caring for BLANCO products:
<https://www.blanco.com/us-en/service/how-to-videos/how-to-videos-for-sinks/>

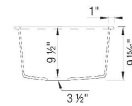
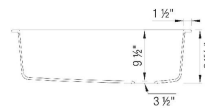
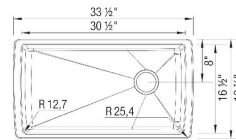
Questions? Contact us today

 BLANCO America, Inc.
110 Mount Holly By-Pass
Lumberton, NJ 08048

Phone & Fax
Phone: 888-668-6201
Fax: 609-668-6211

While BLANCO endeavors to provide accurate information, all dimensions are nominal, cannot be guaranteed, and are subject to change or cancellation. BLANCO assumes no responsibility for use of superseded or voided specifications.

DIAMOND Super Single SILGRANIT



CHAMPALIMAUD

PROJECT NAME :	Atlantic Fields Golf Programming Project Manual		
Project #:	21028.05	Item Number:	P-206
Issue Date:	09/29/2023	Item Description:	KITCHEN FAUCET COMFORT STATION 1
Revision(s):		Item Quantity:	0 Each
		Item Quantity Locations:	
Manufacturer:	Waterworks	Source:	Waterworks
Address:	215 E 58th St Suite 4C New York, NY 10022 United States	Address:	215 E 58th St Suite 4C New York, NY 10022 United States
Phone:		Phone:	2122546025
Contact:	Allie Purcell	Contact:	Allie Purcell
E-mail:	apurcell@waterworks.com	E-mail:	apurcell@waterworks.com
Web:	https://www.waterworks.com/	Web:	https://www.waterworks.com/



Product: BOND SOLO SERIES GOOSENECK KITCHEN FAUCET AND SPRAY WITH STRAIGHT LEVER HANDLES
Model #: 07-36009-51842
Color / Finish: DARK BRASS
Size / Dimensions: PER SPEC SHEET
Notes: REFER TO SPEC SHEET FOR ADDITIONAL INFORMATION

Required Item(s) for Designer Approval Prior to Fabrication :

Cut Sheet

Instructions:

1. -PROVIDE ALL CUT SHEETS FOR APPROVAL
2. -MANUFACTURER TO PROVIDE FLOW RESTRICTORS OR AERATOR AS NECESSARY TO MEET CODES
3. -GC TO CONFIRM AND PROVIDE ALL NECESSARY COMPONENTS
4. -ALL EXPOSED PLUMBING FITTINGS & CONNECTIONS TO MATCH TRIM FINISH

CHAMPALIMAUD


PROJECT NAME :	Atlantic Fields Golf Programming Project Manual		
Project #:	21028.05	Item Number:	P-206
Issue Date:	09/29/2023	Item Description:	KITCHEN FAUCET COMFORT STATION 1
Revision(s):		Item Quantity:	0 Each

WATERWORKS

BOND

BKM220

Bond Solo Series Gooseneck Kitchen Faucet and Spray with Straight Lever Handles



SHOWN IN BOND SOLO SERIES GOOSENECK KITCHEN FAUCET AND SPRAY WITH STRAIGHT LEVER HANDLES | BKM220

TECHNICAL DETAILS

ADA Compliance: Yes
Deck Thickness Maximum: 1 7/16"
Deck Thickness Minimum: 1/4"
Fittings Hole Diameter: 1 3/8"
Handle Turn Angle: Quarter Turn
Handshower Spray Hose Length: 59"
Inlet Connection Size: 1/2"
Inlet Connection Type: Male with Supply Nut
Integrated Diverter: Y
Restricted Maximum Flow Rate: 1.75 gpm
Spout Swivel: Y
Spray Included In Unit: Y
Valve Material: Ceramic
Water Pressure Maximum: 85.0 psi
Water Pressure Minimum: 25.0 psi
Water Pressure Recommended: 45.0 psi

INSPIRATION

Modern designs infused with rare soul and artistry. Explore our wide range of Bond bath and kitchen elements, from fittings to fixtures to hardware.

CODES & STANDARDS

NSF/ANSI/CAN 61:Q < 1, ASME A112.18.1/CSA B125.1, CEC, State of MA

PRODUCT FEATURES

Lever Handles

Powerful Side spray with push button activation

Stocked in Chrome, Nickel, Brass and Dark Nickel

CERTIFICATIONS



PRODUCT (NOTES)

PRODUCT SUPPORT
800.927.2120 OPT 2 | WATERWORKS.COM

PAGE 1 OF 2
UPDATED ON 07.21.23

P-206

CHAMPALIMAUD

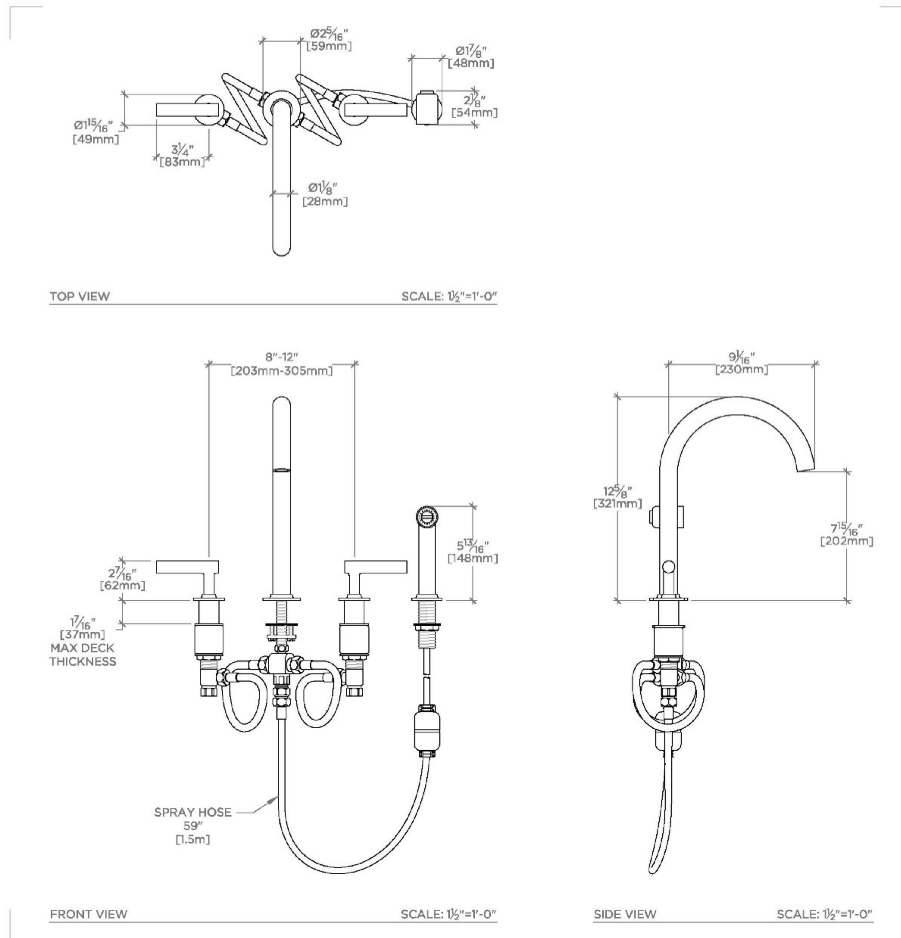
PROJECT NAME :	Atlantic Fields Golf Programming Project Manual		
Project #:	21028.05	Item Number:	P-206
Issue Date:	09/29/2023	Item Description:	KITCHEN FAUCET COMFORT STATION 1
Revision(s):		Item Quantity:	0 Each

WATERWORKS

BOND

BKM220

Bond Solo Series Gooseneck Kitchen Faucet and Spray with Straight Lever Handles



CHAMPALIMAUD

PROJECT NAME :	Atlantic Fields Golf Programming Project Manual		
Project #:	21028.05	Item Number:	P-301
Issue Date:	09/29/2023	Item Description:	RESTROOM SINK BASIN COMFORT STATION 2
Revision(s):		Item Quantity:	0 Each
		Item Quantity Locations:	
Manufacturer:	Kohler	Source:	Kohler
Address:	United States	Address:	United States
Phone:		Phone:	347-387-3761
Contact:	Lara Garahan	Contact:	Lara Garahan
E-mail:	lara.garahan@kohler.com	E-mail:	lara.garahan@kohler.com
Web:	kohler.com	Web:	kohler.com



Product:	VERTICYL 17" RECTANGULAR UNDERMOUNT BATHROOM SINK
Model #	K-8189
Color / Finish:	0 - WHITE
Size / Dimensions:	17 1/8"W x 13 3/8"L x 7 3/16"D
Notes:	REFER TO SPEC SHEET FOR ADDITIONAL INFORMATION

Required Item(s) for Designer Approval Prior to Fabrication :

<input checked="" type="checkbox"/> Cut Sheet

Instructions:

1. -PROVIDE ALL CUT SHEETS FOR APPROVAL
2. -MANUFACTURER TO PROVIDE FLOW RESTRICTORS OR AERATOR AS NECESSARY TO MEET CODES
3. -GC TO CONFIRM AND PROVIDE ALL NECESSARY COMPONENTS
4. -ALL EXPOSED PLUMBING FITTINGS & CONNECTIONS TO MATCH TRIM FINISH

CHAMPALIMAUD

PROJECT NAME :	Atlantic Fields Golf Programming Project Manual		
Project #:	21028.05	Item Number:	P-301
Issue Date:	09/29/2023	Item Description:	RESTROOM SINK BASIN COMFORT STATION 2
Revision(s):		Item Quantity:	0 Each

KOHLER®

Verticyl®
17" rectangular undermount bathroom sink
K-8189

Features

- Geometric rectangular basin with vertical sides
- Overflow drain
- No faucet holes; requires wall- or counter-mount faucet

Material

- Vitreous china

Installation

- Undermount

Recommended Products/Accessories

- K-8998 P-Trap
- K-23726 Drain treatment
- K-23725 Cast iron cleaner

Included Components

- 1193643 Basin clamps



ADA **CSA B651** **OBC**

Codes/Standards







- ASME A112.19.2/CSA B45.1
- ADA
- ICC/ANSI A117.1
- CSA B651
- OBC

KOHLER® One-Year Limited Warranty

See website for detailed warranty information.

Available Colors/Finishes

Color tiles intended for reference only.

Color	Code	Description
	0	White
	96	Biscuit
	NY	Dune
	95	Ice™ Grey
	58	Thunder™ Grey
	7	Black Black™

1-800-4KOHLER (1-800-456-4537)
Kohler Co. reserves the right to make revisions without notice to product specifications.
For the most current Specification Sheet, go to www.kohler.com.
8-16-2023 01:08 - US/CA/MX

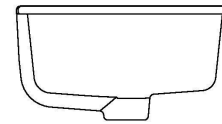
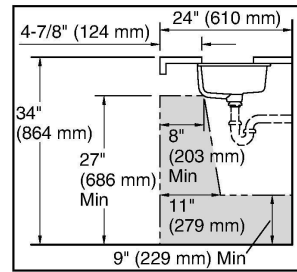
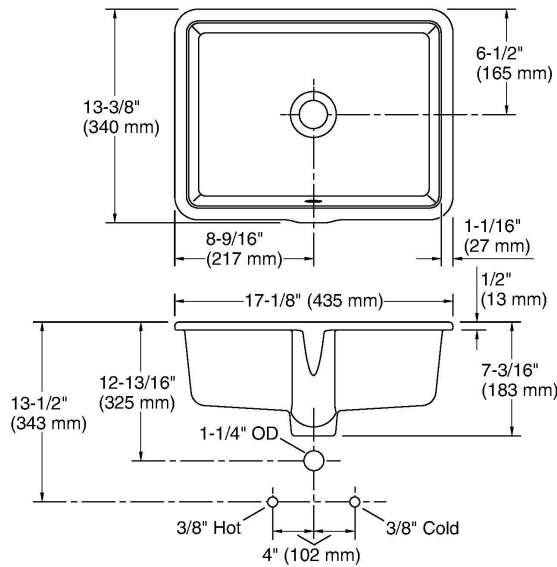
THE BOLD LOOK
OF **KOHLER®**

CHAMPALIMAUD

PROJECT NAME :	Atlantic Fields Golf Programming Project Manual		
Project #:	21028.05	Item Number:	P-301
Issue Date:	09/29/2023	Item Description:	RESTROOM SINK BASIN COMFORT STATION 2
Revision(s):		Item Quantity:	0 Each

KOHLER

Verticyl®
17" rectangular undermount bathroom sink
K-8189



Technical Information

All product dimensions are nominal.

- Bowl configuration: Single
- Installation: Undermount
- Bowl area (Only):
 - Length: 15-1/4" (387 mm)
 - Width: 11-1/2" (292 mm)
 - Bowl depth: 5-1/8" (130 mm)
 - With overflow: Yes
 - Water depth: 3-7/16" (88 mm)
- With overflow: Yes
- Drain hole: 1-3/4" (44 mm)
- Template: Undermount, 1372556-7, required, not included

Notes

Install this product according to the installation instructions.

NOTICE: Countertop manufacturer or cutter must use the current product template available at www.kohler.com, or by calling 1-800-4KOHLER. Kohler Co. is not responsible for cutout errors when the incorrect cutout template is used.

ADA, OBC, CSA B651 compliant when installed to the specific requirements of these regulations.

1-800-4KOHLER (1-800-456-4537)

Kohler Co. reserves the right to make revisions without notice to product specifications.

For the most current Specification Sheet, go to www.kohler.com.

8-16-2023 01:08 - US/CA/MX

THE BOLD LOOK
OF **KOHLER**

CHAMPALIMAUD

PROJECT NAME :	Atlantic Fields Golf Programming Project Manual		
Project #:	21028.05	Item Number:	P-302
Issue Date:	09/29/2023	Item Description:	RESTROOM FAUCET COMFORT STATION 2
Revision(s):		Item Quantity:	0 Each
		Item Quantity Locations:	
Manufacturer:	Waterworks	Source:	Waterworks
Address:	215 E 58th St Suite 4C New York, NY 10022 United States	Address:	215 E 58th St Suite 4C New York, NY 10022 United States
Phone:		Phone:	2122546025
Contact:	Liz O'Connor	Contact:	Allie Purcell
E-mail:	loconnor@waterworks.com	E-mail:	apurcell@waterworks.com
Web:	https://www.waterworks.com/	Web:	https://www.waterworks.com/



Product: BOND SOLO SERIES GOOSENECK LAVATORY FAUCET WITH STRAIGHT LEVER HANDLES
Model #: 07-92577-64422
Color / Finish: DARK BRASS
Size / Dimensions: PER SPEC SHEET
Notes: REFER TO SPEC SHEET FOR ADDITIONAL INFORMATION

Required Item(s) for Designer Approval Prior to Fabrication :

Cut Sheet

Instructions:

1. -PROVIDE ALL CUT SHEETS FOR APPROVAL
2. -MANUFACTURER TO PROVIDE FLOW RESTRICTORS OR AERATOR AS NECESSARY TO MEET CODES
3. -GC TO CONFIRM AND PROVIDE ALL NECESSARY COMPONENTS
4. -ALL EXPOSED PLUMBING FITTINGS & CONNECTIONS TO MATCH TRIM FINISH

CHAMPALIMAUD


PROJECT NAME :	Atlantic Fields Golf Programming Project Manual		
Project #:	21028.05	Item Number:	P-302
Issue Date:	09/29/2023	Item Description:	RESTROOM FAUCET COMFORT STATION 2
Revision(s):		Item Quantity:	0 Each

WATERWORKS

BOND

BLS220

Bond Solo Series Gooseneck Lavatory Faucet with Straight Lever Handles



SHOWN IN BOND SOLO SERIES GOOSENECK LAVATORY FAUCET WITH STRAIGHT LEVER HANDLES | BLS220

TECHNICAL DETAILS

ADA Compliance: Yes
Deck Thickness Maximum: 1 11/16"
Deck Thickness Minimum: 1/4"
Drain Depth Maximum: 2 5/8"
Drain Depth Minimum: 3/8"
Drain Hole Diameter: 1 3/4"
Drain Style: Push Touch
Fittings Hole Diameter: 1 3/8"
Handle Spread Maximum: 12"
Handle Spread Minimum: 8"
Handle Turn Angle: Quarter Turn
Inlet Connection Size: 1/2"
Inlet Connection Type: Male with Supply Nut
Number Of Holes: Three Hole
Primary Material: Brass
Restricted Maximum Flow Rate: 1.2 gpm
Spout Swivel: N
Valve Material: Ceramic
Water Pressure Maximum: 85.0 psi
Water Pressure Minimum: 20.0 psi
Water Pressure Recommended: 45.0 psi

INSPIRATION

Modern designs infused with rare soul and artistry. Explore our wide range of Bond bath and kitchen elements, from fittings to fixtures to hardware.

CODES & STANDARDS

NSF/ANSI/CAN 61:Q < 1, ASME A112.18.1/CSA B125.1, CEC, State of MA

PRODUCT FEATURES

Lever Handles

Includes Universal Push-Touch Drain (UNLD23) which fits 1-1/2" through 1-3/4" drain hole openings

Stocked in Chrome, Nickel, Brass and Dark Nickel

Available in 1.2gpm (4.5L/min) flow rate

CERTIFICATIONS



PRODUCT (NOTES)

PRODUCT SUPPORT
800.927.2120 OPT 2 | WATERWORKS.COM

PAGE 1 OF 2
UPDATED ON 07.21.23

P-302

CHAMPALIMAUD

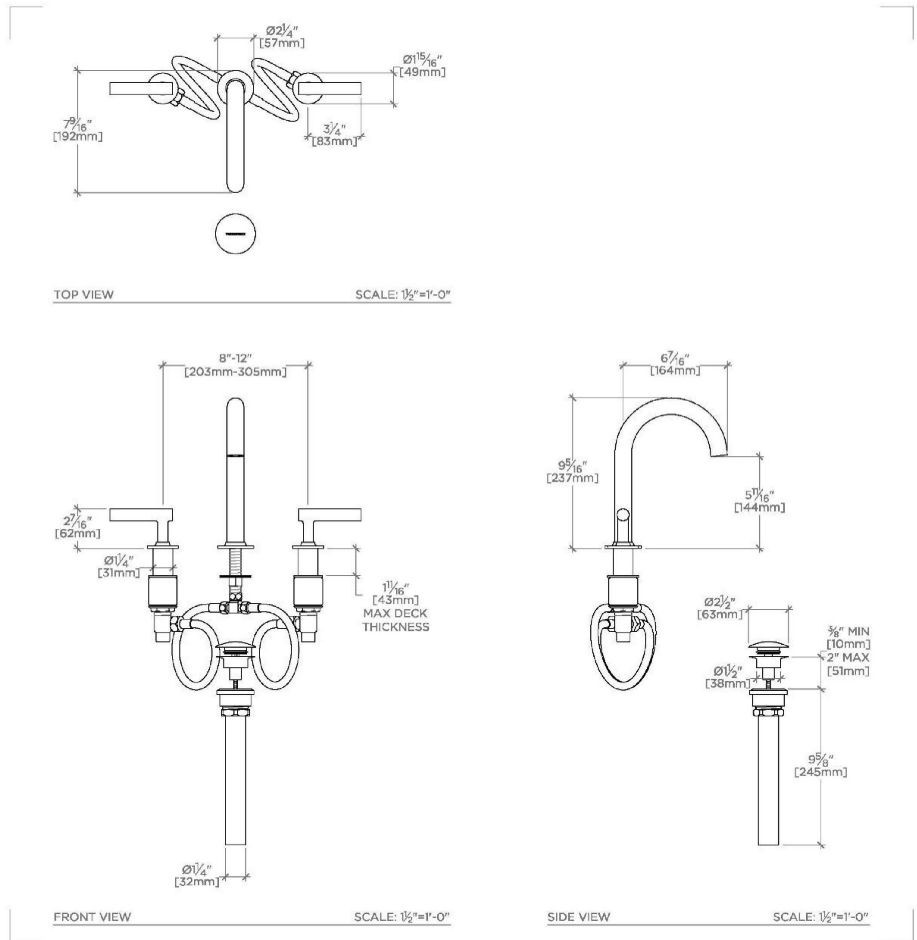
PROJECT NAME :	Atlantic Fields Golf Programming Project Manual		
Project #:	21028.05	Item Number:	P-302
Issue Date:	09/29/2023	Item Description:	RESTROOM FAUCET COMFORT STATION 2
Revision(s):		Item Quantity:	0 Each

WATERWORKS

BOND

BLS220

Bond Solo Series Gooseneck Lavatory Faucet with Straight
Lever Handles



PRODUCT SUPPORT
800.927.2120 OPT 2 | WATERWORKS.COM

PAGE 2 OF 2
UPDATED ON 07.21.23

CHAMPALIMAUD

PROJECT NAME :	Atlantic Fields Golf Programming Project Manual		
Project #:	21028.05	Item Number:	P-303
Issue Date:	09/29/2023	Item Description:	TOILET COMFORT STATION 2
Revision(s):	10/18/2023 (1)	Item Quantity:	0 Each
		Item Quantity Locations:	
Manufacturer:	Kohler	Source:	Kohler
Address:	United States	Address:	United States
Phone:		Phone:	347-387-3761
Contact:	Lara Garahan	Contact:	Lara Garahan
E-mail:	lara.garahan@kohler.com	E-mail:	lara.garahan@kohler.com
Web:	kohler.com	Web:	kohler.com



Product: REACH ONE-PIECE COMPACT ELONGATED TOILET WITH SKIRTED TRAPWAY
Model # K-78080
Color / Finish: 0 - WHITE
Size / Dimensions: 13 5/8" W x 28 5/8" D x 29" H
Notes: REFER TO SPEC SHEET FOR ADDITIONAL INFORMATION

Required Item(s) for Designer Approval Prior to Fabrication :

Cut Sheet

Instructions:

1. -PROVIDE ALL CUT SHEETS FOR APPROVAL
2. -MANUFACTURER TO PROVIDE FLOW RESTRICTORS OR AERATOR AS NECESSARY TO MEET CODES
3. -GC TO CONFIRM AND PROVIDE ALL NECESSARY COMPONENTS
4. -ALL EXPOSED PLUMBING FITTINGS & CONNECTIONS TO MATCH TRIM FINISH

P-303

CHAMPALIMAUD

PROJECT NAME :	Atlantic Fields Golf Programming Project Manual		
Project #:	21028.05	Item Number:	P-303
Issue Date:	09/29/2023	Item Description:	TOILET COMFORT STATION 2
Revision(s):	10/18/2023 (1)	Item Quantity:	0 Each

KOHLER®

Reach®
One-piece compact elongated toilet with skirted trapway, 1.28 gpf
K-78080

Features

- One-piece toilets integrate the tank and bowl into a seamless, easy-to-clean design
- Elongated bowl offers added room and comfort
- Skirted trapway simplifies cleaning
- Comfort Height® feature offers chair-height seating that makes sitting down and standing up easier for most adults
- 1.28 gpf (4.8 lpf)
- Left-hand Polished Chrome trip lever
- 2-1/8" (54 mm) glazed trapway
- AquaPiston® canister optimizes the flow out of the tank, harnessing gravity and the natural powerful reducing cascade of water to increase the power and effectiveness of the flush
- Easy-to-flush canister design requires less force to actuate than a 3" (76 mm) flapper, and has 90% less exposed seal material which resists conditions that cause wear, tear, shrinkage and swelling
- Patented ReadyLock® installation system, a simple solution for skirted toilets, saves time, hassle, and eliminates the need to drill into the floor for standard 12" (305 mm) rough-in

Installation

- Standard 12" (305 mm) rough-in
- 10" and 14" (254 mm and 356 mm) rough-in kits also available
- Supply line sold separately

Recommended Products/Accessories

K-4108 C®-230 Elongated bidet toilet seat with remote control
K-5381 14" Rough-in Full Skirt Trap and Attachment System
K-5383 10" Rough-in Full Skirt Trap and Attachment System
K-21710-L left-hand trip lever
1023457 Wax Ring/Hardware Kit
K-23726 Drain treatment

Included Components

K-4008 Reveal® Quiet-Close™ elongated toilet seat



ADA CSA B651 OBC

Codes/Standards

ASME A112.19.2/CSA B45.1
DOE - Energy Policy Act 1992
EPA WaterSense®
California Energy Commission (CEC)
ADA
ICC/ANSI A117.1
CSA B651
OBC

KOHLER® Toilets and Seats Limited Warranty

See website for detailed warranty information.

Available Colors/Finishes

Color tiles intended for reference only.

Color	Code	Description
	0	White
	96	Biscuit
	NY	Dune
	95	Ice™ Grey
	7	Black Black™

1-800-4KOHLER (1-800-456-4537)

Kohler Co. reserves the right to make revisions without notice to product specifications.

For the most current Specification Sheet, go to www.kohler.com.

9-19-2023 23:52 - US/CA/LM/MX

THE BOLD LOOK
OF **KOHLER®**

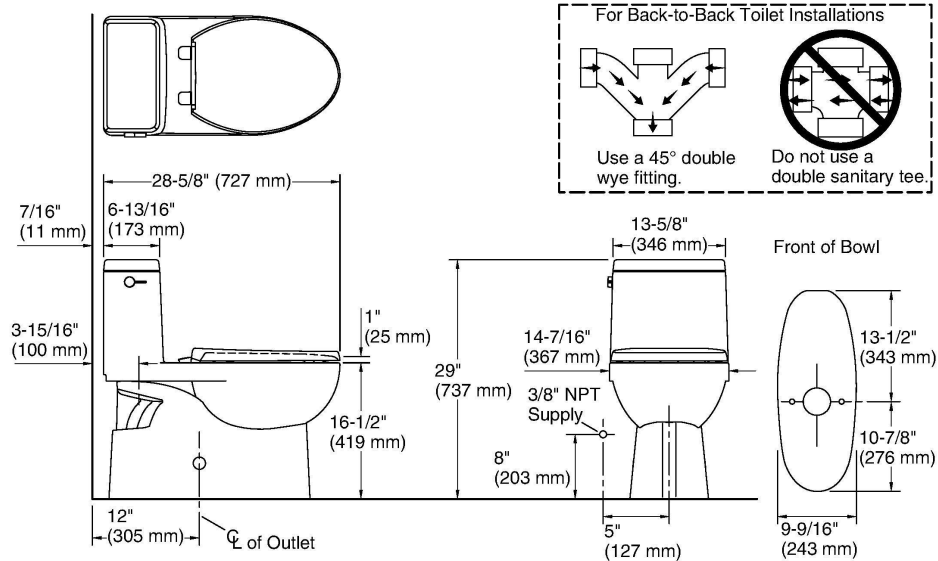
P-303

CHAMPALIMAUD

PROJECT NAME :	Atlantic Fields Golf Programming Project Manual		
Project #:	21028.05	Item Number:	P-303
Issue Date:	09/29/2023	Item Description:	TOILET COMFORT STATION 2
Revision(s):	10/18/2023 (1)	Item Quantity:	0 Each

KOHLER

Reach®
One-piece compact elongated toilet with skirted trapway, 1.28 gpf
K-78080



Technical Information

All product dimensions are nominal.

Toilet type:	Floor-mount
Waste Outlet:	Floor
Bowl shape:	Elongated
Flush type:	AquaPiston
Trap passageway:	2-1/8" (54 mm)
Water surface size:	9-1/8" x 8-1/2" (232 mm x 216 mm)
Rim to water surface:	6-3/8" (162 mm)
Rough-in:	12" (305 mm)

Fixture Supply Requirements

Min static pressure:	20 psi (137.9 kPa)
Max static pressure:	80 psi (551.6 kPa)
Min flowing pressure:	25 psi (172.4 kPa)
Min flow rate:	0.43 gpm (1.6 lpm)

Notes

Install this product according to the installation instructions.

For back-to-back toilet installations: Use only a 45° double wye fitting.

ADA, OBC, CSA B651 compliant when installed to the specific requirements of these regulations.

Plumbing codes may require elongated toilets and elongated, open-front seats in public bathrooms.

Accessibility standards may require controls to be located on the open side of the toilet.

1-800-4KOHLER (1-800-456-4537)

Kohler Co. reserves the right to make revisions without notice to product specifications.

For the most current Specification Sheet, go to www.kohler.com.

9-19-2023 23:52 - US/CA/LM/MX

THE BOLD LOOK
OF **KOHLER**

P-303

CHAMPALIMAUD

PROJECT NAME :	Atlantic Fields Golf Programming Project Manual		
Project #:	21028.05	Item Number:	P-304
Issue Date:	09/29/2023	Item Description:	URINAL COMFORT STATION 2
Revision(s):		Item Quantity:	0 Each
		Item Quantity Locations:	
Manufacturer:	Kohler	Source:	Kohler
Address:	United States	Address:	United States
Phone:		Phone:	347-387-3761
Contact:	Lara Garahan	Contact:	Lara Garahan
E-mail:	lara.garahan@kohler.com	E-mail:	lara.garahan@kohler.com
Web:	kohler.com	Web:	kohler.com



Product: BRANHAM FULL STALL URINAL
Model #: K-25039-R
Color / Finish: WHITE
Size / Dimensions: 18-1/2"W X 16-5/16"D X 38-7/8"H
Notes: REFER TO SPEC SHEET FOR ADDITIONAL INFORMATION

Required Item(s) for Designer Approval Prior to Fabrication :

Cut Sheet

Instructions:

1. -PROVIDE ALL CUT SHEETS FOR APPROVAL
2. -MANUFACTURER TO PROVIDE FLOW RESTRICTORS OR AERATOR AS NECESSARY TO MEET CODES
3. -GC TO CONFIRM AND PROVIDE ALL NECESSARY COMPONENTS
4. -ALL EXPOSED PLUMBING FITTINGS & CONNECTIONS TO MATCH TRIM FINISH

CHAMPALIMAUD

PROJECT NAME :	Atlantic Fields Golf Programming Project Manual		
Project #:	21028.05	Item Number:	P-304
Issue Date:	09/29/2023	Item Description:	URINAL COMFORT STATION 2
Revision(s):		Item Quantity:	0 Each

KOHLER

Branham™

Full stall washout urinal with rear spud
K-25039-R

Features

- Full stall washdown urinal
- 0.5 or 1.0 gpf (1.9 or 3.8 lpf)
- Lip of urinal installs below floor level for easier cleaning around fixture
- Full length sidewalls provide added privacy
- External trapway
- 3/4" (19 mm) rear spud

Material

- Vitreous china

Installation

- Replaces K-4920-R

Recommended Products/Accessories

- K-4932 Urinal Seam Cover
- K-9172 Urinal Strainer
- K-9183 Urinal Strainer
- K-23726 Drain treatment
- K-23725 Cast iron cleaner



ADA **CSA B651** **OBC**

Codes/Standards

ASME A112.19.2/CSA B45.1
DOE - Energy Policy Act 1992
EPA WaterSense®
California Energy Commission (CEC)
ADA
ICC/ANSI A117.1
CSA B651
OBC

KOHLER® One-Year Limited Warranty

See website for detailed warranty information.

Available Colors/Finishes

Color tiles intended for reference only.

Color Code Description

■ 0 White

1-800-4KOHLER (1-800-456-4537)

Kohler Co. reserves the right to make revisions without notice to product specifications.

For the most current Specification Sheet, go to www.kohler.com.

3-6-2023 00:57 - US/CA

THE BOLD LOOK
OF **KOHLER**

P-304

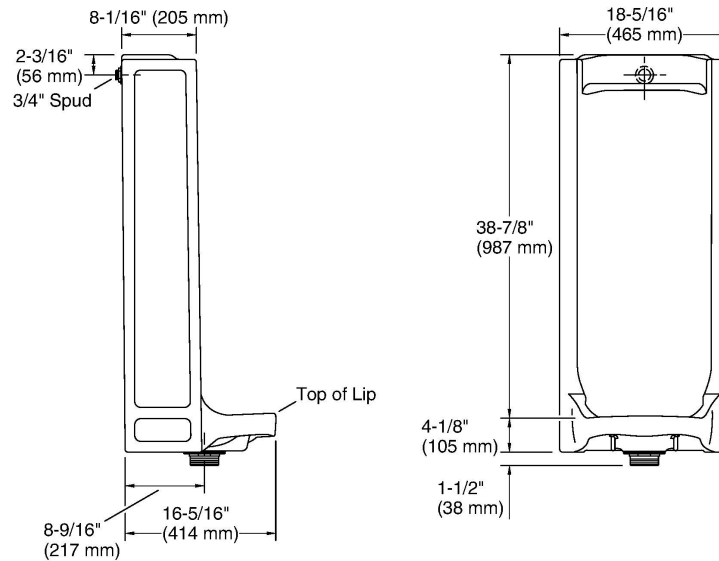
CHAMPALIMAUD

PROJECT NAME :	Atlantic Fields Golf Programming Project Manual		
Project #:	21028.05	Item Number:	P-304
Issue Date:	09/29/2023	Item Description:	URINAL COMFORT STATION 2
Revision(s):		Item Quantity:	0 Each

KOHLER

Branham™

Full stall washout urinal with rear spud
K-25039-R



Technical Information

All product dimensions are nominal.

Flush outlet technology:	Washout
Spud size:	3/4, Inlet, Rear
Min. Water per Flush:	0.5 gal (1.9 L)
Max. Water per Flush:	1 gal (3.8 L)

Designed for the above water use when installed with a water-saving flushometer.

Pressure and Supply Requirements

Fixture pressure min (static):	20 psi (137.9 kPa)
Fixture pressure max (static):	80 psi (551.6 kPa)

Notes

Install this product according to the installation instructions.

Refer to manufacturer's instructions and local codes for flushometer requirements.

ADA, OBC, CSA B651 compliant when installed to the specific requirements of these regulations.

1-800-4KOHLER (1-800-456-4537)

Kohler Co. reserves the right to make revisions without notice to product specifications.

For the most current Specification Sheet, go to www.kohler.com.

3-6-2023 00:57 - US/CA

THE BOLD LOOK
OF **KOHLER**

CHAMPALIMAUD

PROJECT NAME : Atlantic Fields Golf Programming Project Manual

Project #:	21028.05	Item Number:	P-305
Issue Date:	09/29/2023	Item Description:	KITCHEN SINK BASIN COMFORT STATION 2
Revision(s):		Item Quantity:	0 Each
		Item Quantity Locations:	

Manufacturer:	Blanco	Source:	Blanco
Address:	110 Mount Holly By-Pass Lumberton, NJ 08048 United States	Address:	110 Mount Holly By-Pass Lumberton, NJ 08048 United States
Phone:		Phone:	1-800-451-5782
Contact:	customer service	Contact:	customer service
E-mail:		E-mail:	
Web:	www.blanco.com	Web:	www.blanco.com



Product:	DIAMOND SUPER SINGLE SINK BASIN
Model #	441767
Color / Finish:	WHITE
Size / Dimensions:	33.5"W x 18.5"L x 9"D
Notes:	REFER TO SPEC SHEET FOR ADDITIONAL INFORMATION

Required Item(s) for Designer Approval Prior to Fabrication :

Cut Sheet

Instructions:

1. -PROVIDE ALL CUT SHEETS FOR APPROVAL
2. -MANUFACTURER TO PROVIDE FLOW RESTRICTORS OR AERATOR AS NECESSARY TO MEET CODES
3. -GC TO CONFIRM AND PROVIDE ALL NECESSARY COMPONENTS
4. -ALL EXPOSED PLUMBING FITTINGS & CONNECTIONS TO MATCH TRIM FINISH

P-305

CHAMPALIMAUD

PROJECT NAME :	Atlantic Fields Golf Programming Project Manual		
Project #:	21028.05	Item Number:	P-305
Issue Date:	09/29/2023	Item Description:	KITCHEN SINK BASIN COMFORT STATION 2
Revision(s):		Item Quantity:	0 Each

BLANCO

Sink Specifications

Color	SKU
Cinder	441764
Truffle	441765
White	441767
Anthracite	441768
Metallic Gray	441770
Café	441771
Coal Black	442916
Soft White	443071
Volcano Gray	443108

Design and Planning Tips

- Min cabinet size: 36 in

What is included:
Installation instructions
Cut-out template
Limited Lifetime Warranty

Depending on cabinet construction, a different cabinet size may be required. Consult the cabinet manufacturer.

To prevent damage, sink must be shipped on a pallet.
Cubed weight: 111 lbs.

Optional Accessories

Floating Dish Rack	236431
Sink Grid	221010
CapFlow Strainer Cover	517666
Undermount Clips	440851

Warranty

BLANCO offers a limited lifetime warranty on all sinks and faucets, as well as a one-year warranty on all custom accessories.

Code/Standards Compliance

BLANCO sinks and faucets are third-party tested and certified to standards and listed by applicable certification bodies. For more information on individual product listings, contact our office or listing organization.



View our how-to videos to learn more about installing and caring for BLANCO products:
<https://www.blanco.com/us-en/service/how-to-videos/how-to-videos-for-sinks/>

Questions? Contact us today

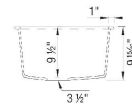
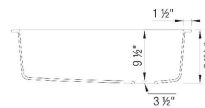
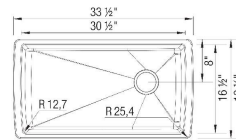


BLANCO America, Inc.
110 Mount Holly By-Pass
Lumberton, NJ 08048

Phone & Fax
Phone: 888-668-6201
Fax: 609-668-6211

While BLANCO endeavors to provide accurate information, all dimensions are nominal, cannot be guaranteed, and are subject to change or cancellation. BLANCO assumes no responsibility for use of superseded or voided specifications.

DIAMOND Super Single SILGRANIT



CHAMPALIMAUD

PROJECT NAME :	Atlantic Fields Golf Programming Project Manual		
Project #:	21028.05	Item Number:	P-306
Issue Date:	09/29/2023	Item Description:	KITCHEN FAUCET COMFORT STATION 2
Revision(s):		Item Quantity:	0 Each
		Item Quantity Locations:	
Manufacturer:	Waterworks	Source:	Waterworks
Address:	215 E 58th St Suite 4C New York, NY 10022 United States	Address:	215 E 58th St Suite 4C New York, NY 10022 United States
Phone:		Phone:	2122546025
Contact:	Allie Purcell	Contact:	Allie Purcell
E-mail:	apurcell@waterworks.com	E-mail:	apurcell@waterworks.com
Web:	https://www.waterworks.com/	Web:	https://www.waterworks.com/



Product: BOND SOLO SERIES GOOSENECK KITCHEN FAUCET AND SPRAY WITH STRAIGHT LEVER HANDLES
Model #: 07-36009-51842
Color / Finish: DARK BRASS
Size / Dimensions: PER SPEC SHEET
Notes: REFER TO SPEC SHEET FOR ADDITIONAL INFORMATION

Required Item(s) for Designer Approval Prior to Fabrication :

Cut Sheet

Instructions:

1. -PROVIDE ALL CUT SHEETS FOR APPROVAL
2. -MANUFACTURER TO PROVIDE FLOW RESTRICTORS OR AERATOR AS NECESSARY TO MEET CODES
3. -GC TO CONFIRM AND PROVIDE ALL NECESSARY COMPONENTS
4. -ALL EXPOSED PLUMBING FITTINGS & CONNECTIONS TO MATCH TRIM FINISH

CHAMPALIMAUD


PROJECT NAME :	Atlantic Fields Golf Programming Project Manual		
Project #:	21028.05	Item Number:	P-306
Issue Date:	09/29/2023	Item Description:	KITCHEN FAUCET COMFORT STATION 2
Revision(s):		Item Quantity:	0 Each

WATERWORKS

BOND

BKM220

Bond Solo Series Gooseneck Kitchen Faucet and Spray with Straight Lever Handles



SHOWN IN BOND SOLO SERIES GOOSENECK KITCHEN FAUCET AND SPRAY WITH STRAIGHT LEVER HANDLES | BKM220

TECHNICAL DETAILS

ADA Compliance: Yes
Deck Thickness Maximum: 1 7/16"
Deck Thickness Minimum: 1/4"
Fittings Hole Diameter: 1 3/8"
Handle Turn Angle: Quarter Turn
Handshower Spray Hose Length: 59"
Inlet Connection Size: 1/2"
Inlet Connection Type: Male with Supply Nut
Integrated Diverter: Y
Restricted Maximum Flow Rate: 1.75 gpm
Spout Swivel: Y
Spray Included In Unit: Y
Valve Material: Ceramic
Water Pressure Maximum: 85.0 psi
Water Pressure Minimum: 25.0 psi
Water Pressure Recommended: 45.0 psi

INSPIRATION

Modern designs infused with rare soul and artistry. Explore our wide range of Bond bath and kitchen elements, from fittings to fixtures to hardware.

CODES & STANDARDS

NSF/ANSI/CAN 61:Q < 1, ASME A112.18.1/CSA B125.1, CEC, State of MA

PRODUCT FEATURES

Lever Handles

Powerful Side spray with push button activation

Stocked in Chrome, Nickel, Brass and Dark Nickel

CERTIFICATIONS



PRODUCT (NOTES)

PRODUCT SUPPORT
800.927.2120 OPT 2 | WATERWORKS.COM

PAGE 1 OF 2
UPDATED ON 07.21.23

P-306

CHAMPALIMAUD

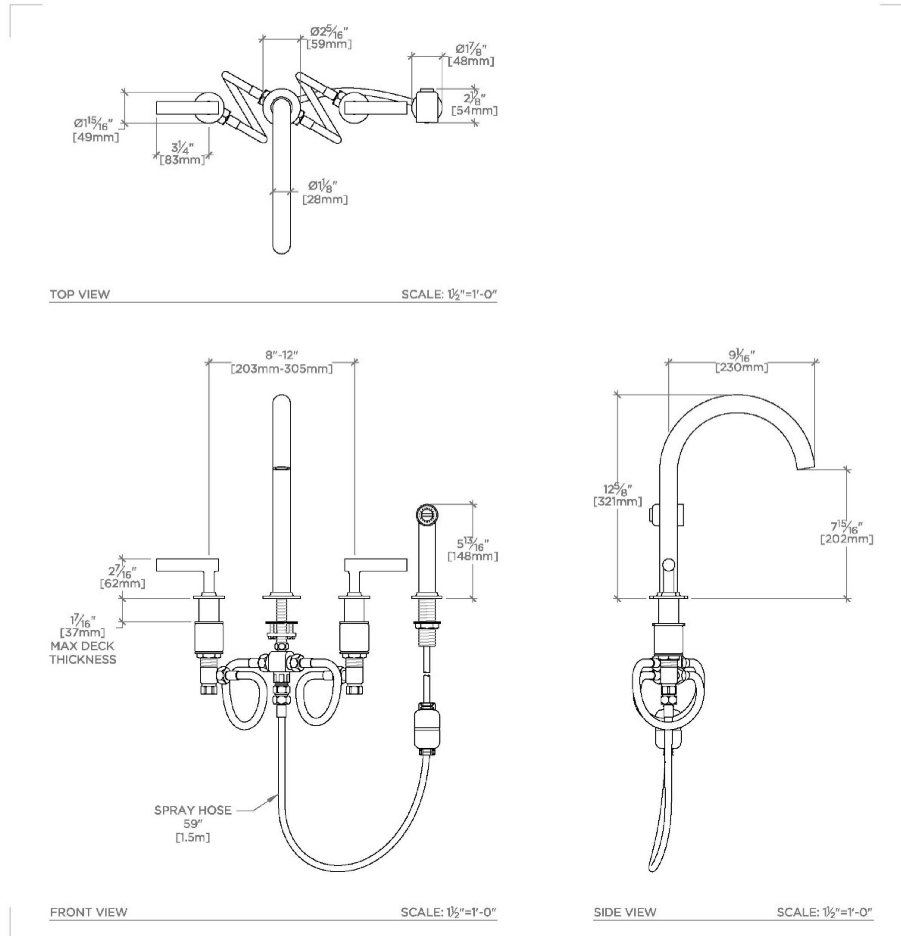
PROJECT NAME :	Atlantic Fields Golf Programming Project Manual		
Project #:	21028.05	Item Number:	P-306
Issue Date:	09/29/2023	Item Description:	KITCHEN FAUCET COMFORT STATION 2
Revision(s):		Item Quantity:	0 Each

WATERWORKS

BOND

BKM220

Bond Solo Series Gooseneck Kitchen Faucet and Spray with Straight Lever Handles



CHAMPALIMAUD

PROJECT NAME :	Atlantic Fields Golf Programming Project Manual		
Project #:	21028.05	Item Number:	P-501
Issue Date:	09/29/2023	Item Description:	RESTROOM SINK BASIN PERFORMANCE
Revision(s):		Item Quantity:	0 Each
		Item Quantity Locations:	
Manufacturer:	Kohler	Source:	Kohler
Address:	United States	Address:	United States
Phone:		Phone:	347-387-3761
Contact:	Lara Garahan	Contact:	Lara Garahan
E-mail:	lara.garahan@kohler.com	E-mail:	lara.garahan@kohler.com
Web:	kohler.com	Web:	kohler.com



Product: VERTICYL 17" RECTANGULAR UNDERMOUNT BATHROOM SINK
Model # K-8189
Color / Finish: 0 - WHITE
Size / Dimensions: 17 1/8"W x 13 3/8"L x 7 3/16"D
Notes: REFER TO SPEC SHEET FOR ADDITIONAL INFORMATION

Required Item(s) for Designer Approval Prior to Fabrication :

Cut Sheet

Instructions:

1. -PROVIDE ALL CUT SHEETS FOR APPROVAL
2. -MANUFACTURER TO PROVIDE FLOW RESTRICTORS OR AERATOR AS NECESSARY TO MEET CODES
3. -GC TO CONFIRM AND PROVIDE ALL NECESSARY COMPONENTS
4. -ALL EXPOSED PLUMBING FITTINGS & CONNECTIONS TO MATCH TRIM FINISH

P-501

CHAMPALIMAUD

PROJECT NAME :	Atlantic Fields Golf Programming Project Manual		
Project #:	21028.05	Item Number:	P-501
Issue Date:	09/29/2023	Item Description:	RESTROOM SINK BASIN PERFORMANCE
Revision(s):		Item Quantity:	0 Each



Verticyl®
17" rectangular undermount bathroom sink
K-8189

Features

- Geometric rectangular basin with vertical sides
- Overflow drain
- No faucet holes; requires wall- or counter-mount faucet

Material

- Vitreous china

Installation

- Undermount

Recommended Products/Accessories

- K-8998 P-Trap
- K-23726 Drain treatment
- K-23725 Cast iron cleaner

Included Components

- 1193643 Basin clamps



Codes/Standards

- ASME A112.19.2/CSA B45.1
- ADA
- ICC/ANSI A117.1
- CSA B651
- OBC

KOHLER® One-Year Limited Warranty

See website for detailed warranty information.

Available Colors/Finishes

Color tiles intended for reference only.

Color	Code	Description
	0	White
	96	Biscuit
	NY	Dune
	95	Ice™ Grey
	58	Thunder™ Grey
	7	Black Black™

1-800-4KOHLER (1-800-456-4537)
Kohler Co. reserves the right to make revisions without notice to product specifications.
For the most current Specification Sheet, go to www.kohler.com.
8-16-2023 01:08 - US/CA/MX

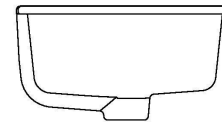
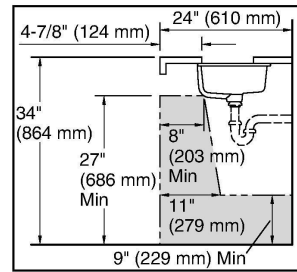
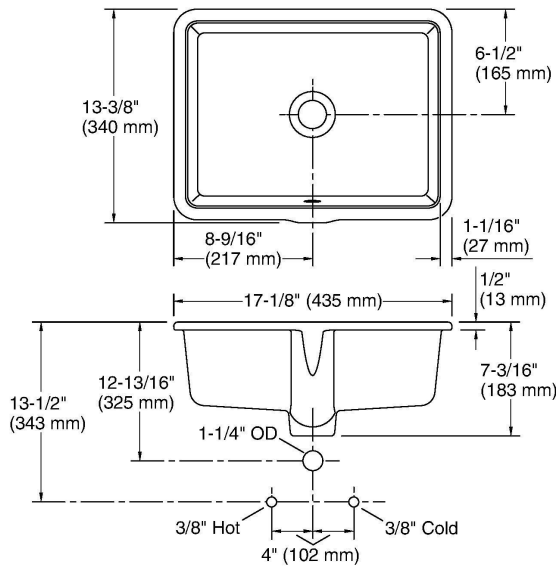


CHAMPALIMAUD

PROJECT NAME :	Atlantic Fields Golf Programming Project Manual		
Project #:	21028.05	Item Number:	P-501
Issue Date:	09/29/2023	Item Description:	RESTROOM SINK BASIN PERFORMANCE
Revision(s):		Item Quantity:	0 Each

KOHLER

Verticyl®
17" rectangular undermount bathroom sink
K-8189



Technical Information

All product dimensions are nominal.

- Bowl configuration: Single
- Installation: Undermount
- Bowl area (Only):
 - Length: 15-1/4" (387 mm)
 - Width: 11-1/2" (292 mm)
 - Bowl depth: 5-1/8" (130 mm)
 - With overflow: Yes
 - Water depth: 3-7/16" (88 mm)
- With overflow: Yes
- Drain hole: 1-3/4" (44 mm)
- Template: Undermount, 1372556-7, required, not included

Notes

Install this product according to the installation instructions.

NOTICE: Countertop manufacturer or cutter must use the current product template available at www.kohler.com, or by calling 1-800-4KOHLER. Kohler Co. is not responsible for cutout errors when the incorrect cutout template is used.

ADA, OBC, CSA B651 compliant when installed to the specific requirements of these regulations.

1-800-4KOHLER (1-800-456-4537)

Kohler Co. reserves the right to make revisions without notice to product specifications.

For the most current Specification Sheet, go to www.kohler.com.

8-16-2023 01:08 - US/CA/MX

THE BOLD LOOK
OF **KOHLER**

CHAMPALIMAUD

PROJECT NAME :	Atlantic Fields Golf Programming Project Manual		
Project #:	21028.05	Item Number:	P-502
Issue Date:	09/29/2023	Item Description:	RESTROOM FAUCET PERFORMANCE
Revision(s):		Item Quantity:	0 Each
		Item Quantity Locations:	
Manufacturer:	Waterworks	Source:	Waterworks
Address:	215 E 58th St Suite 4C New York, NY 10022 United States	Address:	215 E 58th St Suite 4C New York, NY 10022 United States
Phone:		Phone:	2122546025
Contact:	Allie Purcell	Contact:	Allie Purcell
E-mail:	apurcell@waterworks.com	E-mail:	apurcell@waterworks.com
Web:	https://www.waterworks.com/	Web:	https://www.waterworks.com/



Product: BOND SOLO SERIES GOOSENECK LAVATORY FAUCET WITH STRAIGHT LEVER HANDLES
Model #: 07-81266-56341
Color / Finish: NICKEL
Size / Dimensions: PER SPEC SHEET
Notes: REFER TO SPEC SHEET FOR ADDITIONAL INFORMATION

Required Item(s) for Designer Approval Prior to Fabrication :

Cut Sheet

Instructions:

1. -PROVIDE ALL CUT SHEETS FOR APPROVAL
2. -MANUFACTURER TO PROVIDE FLOW RESTRICTORS OR AERATOR AS NECESSARY TO MEET CODES
3. -GC TO CONFIRM AND PROVIDE ALL NECESSARY COMPONENTS
4. -ALL EXPOSED PLUMBING FITTINGS & CONNECTIONS TO MATCH TRIM FINISH

CHAMPALIMAUD


PROJECT NAME :	Atlantic Fields Golf Programming Project Manual		
Project #:	21028.05	Item Number:	P-502
Issue Date:	09/29/2023	Item Description:	RESTROOM FAUCET PERFORMANCE
Revision(s):		Item Quantity:	0 Each

WATERWORKS

BOND

BLS220

Bond Solo Series Gooseneck Lavatory Faucet with Straight Lever Handles



SHOWN IN BOND SOLO SERIES GOOSENECK LAVATORY FAUCET WITH STRAIGHT LEVER HANDLES | BLS220

TECHNICAL DETAILS

ADA Compliance: Yes
Deck Thickness Maximum: 1 11/16"
Deck Thickness Minimum: 1/4"
Drain Depth Maximum: 2 5/8"
Drain Depth Minimum: 3/8"
Drain Hole Diameter: 1 3/4"
Drain Style: Push Touch
Fittings Hole Diameter: 1 3/8"
Handle Spread Maximum: 12"
Handle Spread Minimum: 8"
Handle Turn Angle: Quarter Turn
Inlet Connection Size: 1/2"
Inlet Connection Type: Male with Supply Nut
Number Of Holes: Three Hole
Primary Material: Brass
Restricted Maximum Flow Rate: 1.2 gpm
Spout Swivel: N
Valve Material: Ceramic
Water Pressure Maximum: 85.0 psi
Water Pressure Minimum: 20.0 psi
Water Pressure Recommended: 45.0 psi

INSPIRATION

Modern designs infused with rare soul and artistry. Explore our wide range of Bond bath and kitchen elements, from fittings to fixtures to hardware.

CODES & STANDARDS

NSF/ANSI/CAN 61:Q < 1, ASME A112.18.1/CSA B125.1, CEC, State of MA

PRODUCT FEATURES

Lever Handles

Includes Universal Push-Touch Drain (UNLD23) which fits 1-1/2" through 1-3/4" drain hole openings

Stocked in Chrome, Nickel, Brass and Dark Nickel

Available in 1.2gpm (4.5L/min) flow rate

CERTIFICATIONS



PRODUCT (NOTES)

PRODUCT SUPPORT
800.927.2120 OPT 2 | WATERWORKS.COM

PAGE 1 OF 2
UPDATED ON 07.21.23

P-502

CHAMPALIMAUD

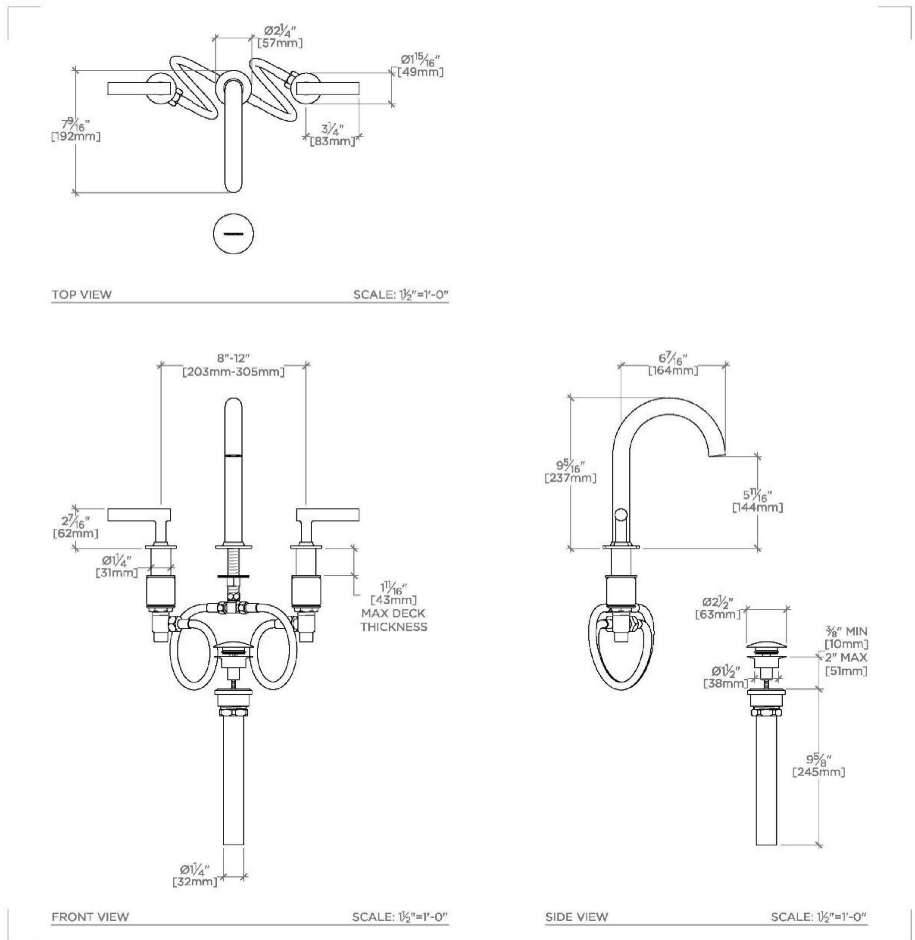
PROJECT NAME :	Atlantic Fields Golf Programming Project Manual		
Project #:	21028.05	Item Number:	P-502
Issue Date:	09/29/2023	Item Description:	RESTROOM FAUCET PERFORMANCE
Revision(s):		Item Quantity:	0 Each

WATERWORKS

BOND

BLS220

Bond Solo Series Gooseneck Lavatory Faucet with Straight Lever Handles



PRODUCT SUPPORT
800.927.2120 OPT 2 | WATERWORKS.COM

PAGE 2 OF 2
UPDATED ON 07.21.23

CHAMPALIMAUD

PROJECT NAME :	Atlantic Fields Golf Programming Project Manual		
Project #:	21028.05	Item Number:	P-503
Issue Date:	09/29/2023	Item Description:	TOILET PERFORMANCE
Revision(s):	10/18/2023 (1)	Item Quantity:	0 Each
		Item Quantity Locations:	
Manufacturer:	Kohler	Source:	Kohler
Address:	United States	Address:	United States
Phone:		Phone:	347-387-3761
Contact:	Lara Garahan	Contact:	Lara Garahan
E-mail:	lara.garahan@kohler.com	E-mail:	lara.garahan@kohler.com
Web:	kohler.com	Web:	kohler.com



Product: REACH ONE-PIECE COMPACT ELONGATED TOILET WITH SKIRTED TRAPWAY
Model # K-78080
Color / Finish: 0 - WHITE
Size / Dimensions: 13 5/8" W x 28 5/8" D x 29" H
Notes: REFER TO SPEC SHEET FOR ADDITIONAL INFORMATION

Required Item(s) for Designer Approval Prior to Fabrication :

Cut Sheet

Instructions:

1. -PROVIDE ALL CUT SHEETS FOR APPROVAL
2. -MANUFACTURER TO PROVIDE FLOW RESTRICTORS OR AERATOR AS NECESSARY TO MEET CODES
3. -GC TO CONFIRM AND PROVIDE ALL NECESSARY COMPONENTS
4. -ALL EXPOSED PLUMBING FITTINGS & CONNECTIONS TO MATCH TRIM FINISH

P-503

CHAMPALIMAUD

PROJECT NAME :	Atlantic Fields Golf Programming Project Manual		
Project #:	21028.05	Item Number:	P-503
Issue Date:	09/29/2023	Item Description:	TOILET PERFORMANCE
Revision(s):	10/18/2023 (1)	Item Quantity:	0 Each



Reach®
One-piece compact elongated toilet with skirted trapway, 1.28 gpf
K-78080

Features

- One-piece toilets integrate the tank and bowl into a seamless, easy-to-clean design
- Elongated bowl offers added room and comfort
- Skirted trapway simplifies cleaning
- Comfort Height® feature offers chair-height seating that makes sitting down and standing up easier for most adults
- 1.28 gpf (4.8 lpf)
- Left-hand Polished Chrome trip lever
- 2-1/8" (54 mm) glazed trapway
- AquaPiston® canister optimizes the flow out of the tank, harnessing gravity and the natural powerful reducing cascade of water to increase the power and effectiveness of the flush
- Easy-to-flush canister design requires less force to actuate than a 3" (76 mm) flapper, and has 90% less exposed seal material which resists conditions that cause wear, tear, shrinkage and swelling
- Patented ReadyLock® installation system, a simple solution for skirted toilets, saves time, hassle, and eliminates the need to drill into the floor for standard 12" (305 mm) rough-in



ADA **CSA B651** **OBC**

Codes/Standards

ASME A112.19.2/CSA B45.1
DOE - Energy Policy Act 1992
EPA WaterSense®
California Energy Commission (CEC)
ADA
ICC/ANSI A117.1
CSA B651
OBC

Installation

- Standard 12" (305 mm) rough-in
- 10" and 14" (254 mm and 356 mm) rough-in kits also available
- Supply line sold separately

Recommended Products/Accessories

K-4108 C®-230 Elongated bidet toilet seat with remote control
K-5381 14" Rough-in Full Skirt Trap and Attachment System
K-5383 10" Rough-in Full Skirt Trap and Attachment System
K-21710-L left-hand trip lever
1023457 Wax Ring/Hardware Kit
K-23726 Drain treatment

Included Components

K-4008 Reveal® Quiet-Close™ elongated toilet seat

KOHLER® Toilets and Seats Limited Warranty

See website for detailed warranty information.

Available Colors/Finishes

Color tiles intended for reference only.

Color	Code	Description
	0	White
	96	Biscuit
	NY	Dune
	95	Ice™ Grey
	7	Black Black™

1-800-4KOHLER (1-800-456-4537)
Kohler Co. reserves the right to make revisions without notice to product specifications.
For the most current Specification Sheet, go to www.kohler.com.
9-19-2023 23:52 - US/CA/LM/MX

THE BOLD LOOK
OF **KOHLER**®

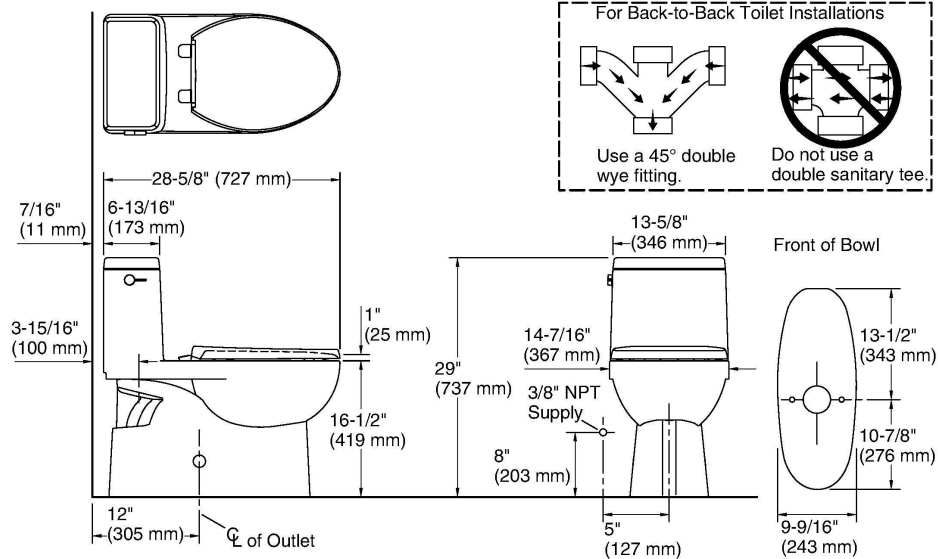
P-503

CHAMPALIMAUD

PROJECT NAME :	Atlantic Fields Golf Programming Project Manual		
Project #:	21028.05	Item Number:	P-503
Issue Date:	09/29/2023	Item Description:	TOILET PERFORMANCE
Revision(s):	10/18/2023 (1)	Item Quantity:	0 Each

KOHLER

Reach®
One-piece compact elongated toilet with skirted trapway, 1.28 gpf
K-78080



Technical Information

All product dimensions are nominal.

Toilet type:	Floor-mount
Waste Outlet:	Floor
Bowl shape:	Elongated
Flush type:	AquaPiston
Trap passageway:	2-1/8" (54 mm)
Water surface size:	9-1/8" x 8-1/2" (232 mm x 216 mm)
Rim to water surface:	6-3/8" (162 mm)
Rough-in:	12" (305 mm)

Fixture Supply Requirements

Min static pressure:	20 psi (137.9 kPa)
Max static pressure:	80 psi (551.6 kPa)
Min flowing pressure:	25 psi (172.4 kPa)
Min flow rate:	0.43 gpm (1.6 lpm)

Notes

Install this product according to the installation instructions.

For back-to-back toilet installations: Use only a 45° double wye fitting.

ADA, OBC, CSA B651 compliant when installed to the specific requirements of these regulations.

Plumbing codes may require elongated toilets and elongated, open-front seats in public bathrooms.

Accessibility standards may require controls to be located on the open side of the toilet.

1-800-4KOHLER (1-800-456-4537)

Kohler Co. reserves the right to make revisions without notice to product specifications.

For the most current Specification Sheet, go to www.kohler.com.

9-19-2023 23:52 - US/CA/LM/MX

THE BOLD LOOK
OF **KOHLER**

P-503

CHAMPALIMAUD

PROJECT NAME :	Atlantic Fields Golf Programming Project Manual		
Project #:	21028.05	Item Number:	P-504
Issue Date:	09/29/2023	Item Description:	SHOWERHEAD PERFORMANCE
Revision(s):		Item Quantity:	0 Each
		Item Quantity Locations:	
Manufacturer:	Waterworks	Source:	Waterworks
Address:	215 E 58th St Suite 4C New York, NY 10022 United States	Address:	215 E 58th St Suite 4C New York, NY 10022 United States
Phone:		Phone:	2122546025
Contact:	Allie Purcell	Contact:	Allie Purcell
E-mail:	apurcell@waterworks.com	E-mail:	apurcell@waterworks.com
Web:	https://www.waterworks.com/	Web:	https://www.waterworks.com/



Product: BOND 12" RAIN SHOWERHEAD WITH 22" WALL MOUNTED 90 DEGREE SHOWER ARM
Model #: 05-41600-81739
Color / Finish: NICKEL
Size / Dimensions: PER SPEC SHEET
Notes: REFER TO SPEC SHEET FOR ADDITIONAL INFORMATION

Required Item(s) for Designer Approval Prior to Fabrication :

Cut Sheet

Instructions:

1. -PROVIDE ALL CUT SHEETS FOR APPROVAL
2. -MANUFACTURER TO PROVIDE FLOW RESTRICTORS OR AERATOR AS NECESSARY TO MEET CODES
3. -GC TO CONFIRM AND PROVIDE ALL NECESSARY COMPONENTS
4. -ALL EXPOSED PLUMBING FITTINGS & CONNECTIONS TO MATCH TRIM FINISH

CHAMPALIMAUD


PROJECT NAME :	Atlantic Fields Golf Programming Project Manual		
Project #:	21028.05	Item Number:	P-504
Issue Date:	09/29/2023	Item Description:	SHOWERHEAD PERFORMANCE
Revision(s):		Item Quantity:	0 Each

WATERWORKS

BOND

BNS229

Bond 12" Rain Showerhead with 22" Wall Mounted 90 Degree Shower Arm



SHOWN IN BOND 12" RAIN SHOWERHEAD WITH 22" WALL MOUNTED 90 DEGREE SHOWER ARM | BNS229

TECHNICAL DETAILS

Adjustable Versus Fixed Spray: Fixed
Fittings Hole Diameter: 1 1/4"
Inlet Connection Size: 1/2"
Inlet Connection Type: Female Straight Threads with Rubber Washer
Pivot: Y
Primary Material: Brass
Restricted Maximum Flow Rate: 1.75 gpm
Water Pressure Maximum: 85.0 psi
Water Pressure Minimum: 20.0 psi
Water Pressure Recommended: 45.0 psi

INSPIRATION

Modern designs infused with rare soul and artistry. Explore our wide range of Bond bath and kitchen elements, from fittings to fixtures to hardware.

CODES & STANDARDS

CEC(1.5GPM & 1.75GPM Only)

PRODUCT FEATURES

Made of Brass

Features a swivel 12" rain showerhead with easy clean rubber nozzles

Includes a 22" wall mounted 90 degree shower arm

Stocked in Brass, Chrome and Nickel

Rain showerhead available in 1.75gpm (6.6L/min) flow rate

CERTIFICATIONS

PRODUCT (NOTES)

PRODUCT SUPPORT
800.927.2120 OPT 2 | WATERWORKS.COM

PAGE 1 OF 2
UPDATED ON 08.12.23

P-504

CHAMPALIMAUD

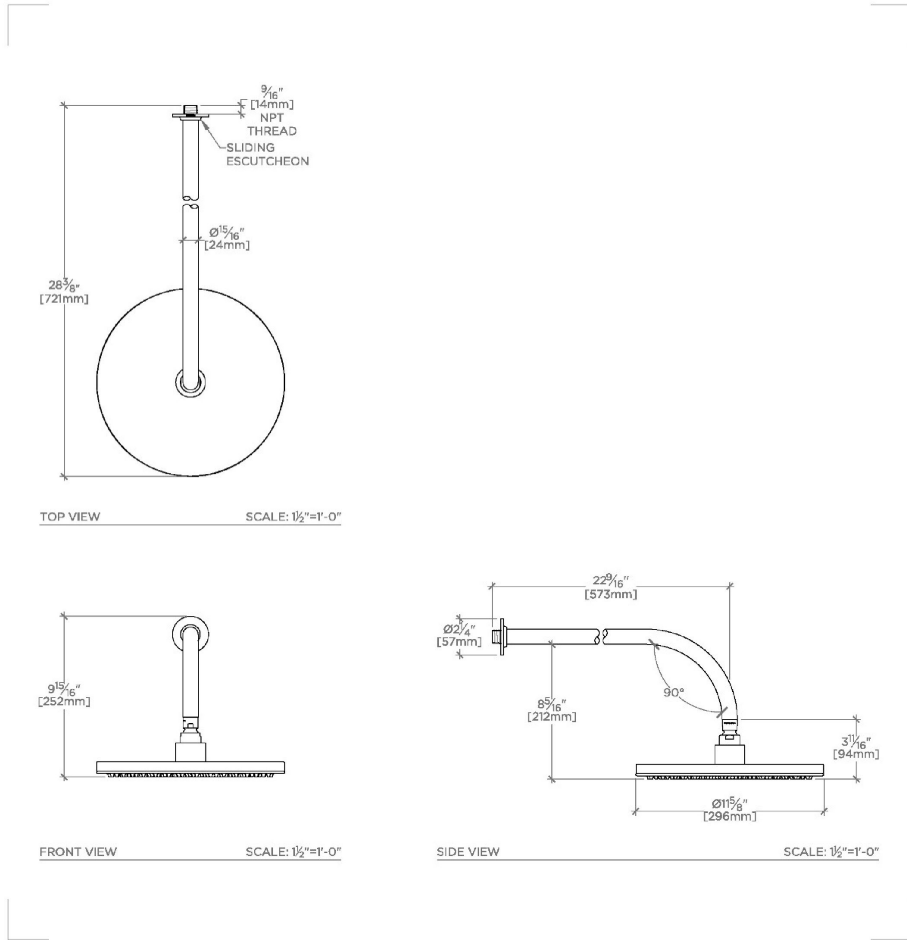
PROJECT NAME :	Atlantic Fields Golf Programming Project Manual		
Project #:	21028.05	Item Number:	P-504
Issue Date:	09/29/2023	Item Description:	SHOWERHEAD PERFORMANCE
Revision(s):		Item Quantity:	0 Each

WATERWORKS

BOND

BNS229

Bond 12" Rain Showerhead with 22" Wall Mounted 90 Degree Shower Arm



PRODUCT SUPPORT
800.927.2120 OPT 2 | WATERWORKS.COM

PAGE 2 OF 2
UPDATED ON 08.12.23

P-504

CHAMPALIMAUD

PROJECT NAME :	Atlantic Fields Golf Programming Project Manual		
Project #:	21028.05	Item Number:	P-505
Issue Date:	09/29/2023	Item Description:	HANDSHOWER PERFORMANCE
Revision(s):		Item Quantity:	0 Each
		Item Quantity Locations:	
Manufacturer:	Waterworks	Source:	Waterworks
Address:	215 E 58th St Suite 4C New York, NY 10022 United States	Address:	215 E 58th St Suite 4C New York, NY 10022 United States
Phone:		Phone:	2122546025
Contact:	Allie Purcell	Contact:	Allie Purcell
E-mail:	apurcell@waterworks.com	E-mail:	apurcell@waterworks.com
Web:	https://www.waterworks.com/	Web:	https://www.waterworks.com/



Product: BOND HANDSHOWER ON BAR
Model #: 05-19696-22493
Color / Finish: NICKEL
Size / Dimensions: PER SPEC SHEET (59" HOSE LENGTH)
Notes: REFER TO SPEC SHEET FOR ADDITIONAL INFORMATION

Required Item(s) for Designer Approval Prior to Fabrication :

<input checked="" type="checkbox"/> Cut Sheet

Instructions:

1. -PROVIDE ALL CUT SHEETS FOR APPROVAL
2. -MANUFACTURER TO PROVIDE FLOW RESTRICTORS OR AERATOR AS NECESSARY TO MEET CODES
3. -GC TO CONFIRM AND PROVIDE ALL NECESSARY COMPONENTS
4. -ALL EXPOSED PLUMBING FITTINGS & CONNECTIONS TO MATCH TRIM FINISH

CHAMPALIMAUD

PROJECT NAME :	Atlantic Fields Golf Programming Project Manual		
Project #:	21028.05	Item Number:	P-505
Issue Date:	09/29/2023	Item Description:	HANDSHOWER PERFORMANCE
Revision(s):		Item Quantity:	0 Each

WATERWORKS

BOND

Bond Handshower on Bar

BHS010



SHOWN IN BOND HANDSHOWER ON BAR | BHS010

TECHNICAL DETAILS

Adjustable Versus Fixed Spray: Fixed
Fittings Hole Diameter: 1"
Handshower Spray Hose Length: 59"
Inlet Connection Size: 1/2"
Inlet Connection Type: Female NPT
Integrated Diverter: N
Pivot: Y
Primary Material: Brass
Restricted Maximum Flow Rate: 1.75 gpm
Water Pressure Maximum: 85.0 psi
Water Pressure Minimum: 20.0 psi
Water Pressure Recommended: 45.0 psi

INSPIRATION

Modern designs infused with rare soul and artistry. Explore our wide range of Bond bath and kitchen elements, from fittings to fixtures to hardware.

CODES & STANDARDS

PRODUCT FEATURES

2 1/8" head with rubber nozzles

Stocked in Chrome, Nickel, Brass and Dark Nickel

Available in 1.75gpm (6.6L/min) flow rate

CERTIFICATIONS

PRODUCT (NOTES)

PRODUCT SUPPORT
800.927.2120 OPT 2 | WATERWORKS.COM

PAGE 1 OF 2
UPDATED ON 05.17.23

P-505

CHAMPALIMAUD

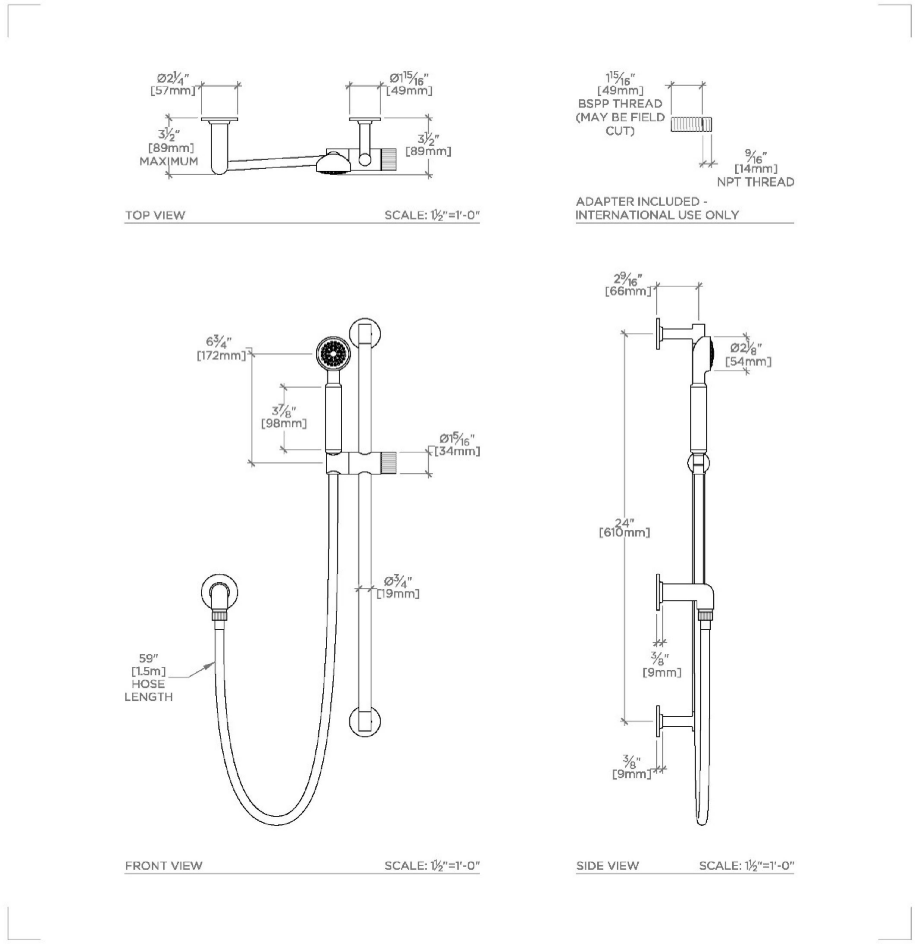
PROJECT NAME :	Atlantic Fields Golf Programming Project Manual		
Project #:	21028.05	Item Number:	P-505
Issue Date:	09/29/2023	Item Description:	HANDSHOWER PERFORMANCE
Revision(s):		Item Quantity:	0 Each

WATERWORKS

BOND

Bond Handshower on Bar

BHS010



CHAMPALIMAUD

PROJECT NAME :	Atlantic Fields Golf Programming Project Manual		
Project #:	21028.05	Item Number:	P-506
Issue Date:	09/29/2023	Item Description:	SHOWER CONTROLS PERFORMANCE
Revision(s):		Item Quantity:	0 Each
		Item Quantity Locations:	
Manufacturer:	Waterworks	Source:	Waterworks
Address:	215 E 58th St Suite 4C New York, NY 10022 United States	Address:	215 E 58th St Suite 4C New York, NY 10022 United States
Phone:		Phone:	2122546025
Contact:	Allie Purcell	Contact:	Allie Purcell
E-mail:	apurcell@waterworks.com	E-mail:	apurcell@waterworks.com
Web:	https://www.waterworks.com/	Web:	https://www.waterworks.com/



Product: BOND SOLO SERIES INTEGRATED THERMOSTATIC AND VOLUME CONTROL TRIM WITH KNOB AND STRAIGHT LEVER HANDLES
Model #: 05-52519-74014
Color / Finish: NICKEL
Size / Dimensions: PER SPEC SHEET
Notes: REFER TO SPEC SHEET FOR ADDITIONAL INFORMATION

Required Item(s) for Designer Approval Prior to Fabrication :

<input checked="" type="checkbox"/> Cut Sheet

Instructions:

1. -PROVIDE ALL CUT SHEETS FOR APPROVAL
2. -MANUFACTURER TO PROVIDE FLOW RESTRICTORS OR AERATOR AS NECESSARY TO MEET CODES
3. -GC TO CONFIRM AND PROVIDE ALL NECESSARY COMPONENTS
4. -ALL EXPOSED PLUMBING FITTINGS & CONNECTIONS TO MATCH TRIM FINISH

CHAMPALIMAUD

PROJECT NAME :	Atlantic Fields Golf Programming Project Manual		
Project #:	21028.05	Item Number:	P-506
Issue Date:	09/29/2023	Item Description:	SHOWER CONTROLS PERFORMANCE
Revision(s):		Item Quantity:	0 Each

WATERWORKS

BOND

BTH320

Bond Solo Series Integrated Thermostatic and Volume Control Trim with Knob and Straight Lever Handles



SHOWN IN BOND SOLO SERIES INTEGRATED THERMOSTATIC AND VOLUME CONTROL TRIM WITH KNOB AND STRAIGHT LEVER HANDLES | BTH320

TECHNICAL DETAILS

ADA Compliance: Yes
Integrated Diverter: Y
Number Of Holes: Two Hole
Primary Material: Brass

INSPIRATION

Modern designs infused with rare soul and artistry. Explore our wide range of Bond bath and kitchen elements, from fittings to fixtures to hardware.

CODES & STANDARDS

ASME A112.18.1/CSA B125.1, State of MA

PRODUCT FEATURES

Knob and Lever Handles

Allows bather to adjust temperature of all waterway outlets with a hot limit safety stop providing anti-scald protection

Stocked in Chrome, Nickel, Brass and Dark Nickel

Requires rough valve, sold separately: GUTH71 (USA) or GU71TH (UK/International)

CERTIFICATIONS



PRODUCT (NOTES)

PRODUCT SUPPORT
800.927.2120 OPT 2 | WATERWORKS.COM

PAGE 1 OF 2
UPDATED ON 07.22.23

P-506

CHAMPALIMAUD

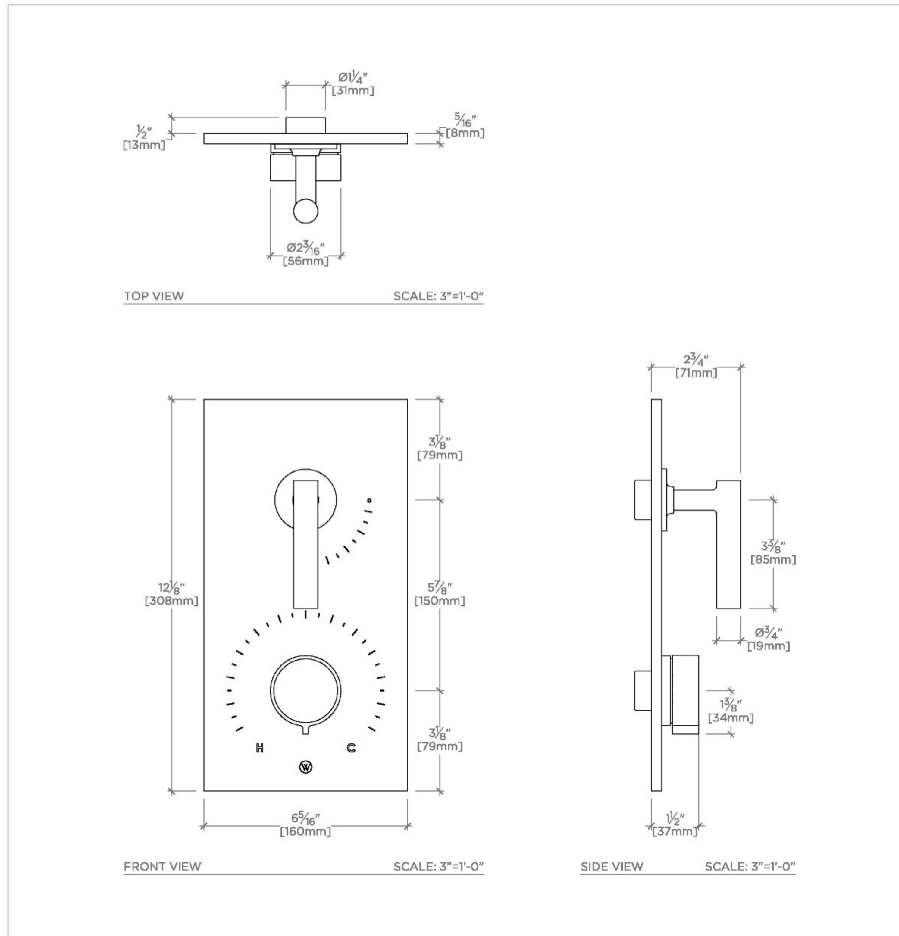
PROJECT NAME :	Atlantic Fields Golf Programming Project Manual		
Project #:	21028.05	Item Number:	P-506
Issue Date:	09/29/2023	Item Description:	SHOWER CONTROLS PERFORMANCE
Revision(s):		Item Quantity:	0 Each

WATERWORKS

BOND

BTH320

Bond Solo Series Integrated Thermostatic and Volume Control Trim with Knob and Straight Lever Handles



CHAMPALIMAUD

PROJECT NAME :	Atlantic Fields Golf Programming Project Manual		
Project #:	21028.05	Item Number:	P-507
Issue Date:	09/29/2023	Item Description:	SHOWER DRAIN PERFORMANCE
Revision(s):		Item Quantity:	0 Each
		Item Quantity Locations:	
Manufacturer:	Infinity Drain	Source:	Infinity Drain
Address:		Address:	
Phone:		Phone:	
Contact:		Contact:	
E-mail:		E-mail:	
Web:	www.infinitydrain.com	Web:	www.infinitydrain.com



Product: S-TIFAS 99 - SITE SIZEABLE
Model #: S-TIFAS 99
Color / Finish: POLISHED STAINLESS
Size / Dimensions: PER SITE CONDITIONS
Notes: REFER TO SPEC SHEET FOR ADDITIONAL INFORMATION

Required Item(s) for Designer Approval Prior to Fabrication :

<input checked="" type="checkbox"/> Cut Sheet

Instructions:

1. -PROVIDE ALL CUT SHEETS FOR APPROVAL
2. -MANUFACTURER TO PROVIDE FLOW RESTRICTORS OR AERATOR AS NECESSARY TO MEET CODES
3. -GC TO CONFIRM AND PROVIDE ALL NECESSARY COMPONENTS
4. -ALL EXPOSED PLUMBING FITTINGS & CONNECTIONS TO MATCH TRIM FINISH

CHAMPALIMAUD

PROJECT NAME :	Atlantic Fields Golf Programming Project Manual		
Project #:	21028.05	Item Number:	P-507
Issue Date:	09/29/2023	Item Description:	SHOWER DRAIN PERFORMANCE
Revision(s):		Item Quantity:	0 Each

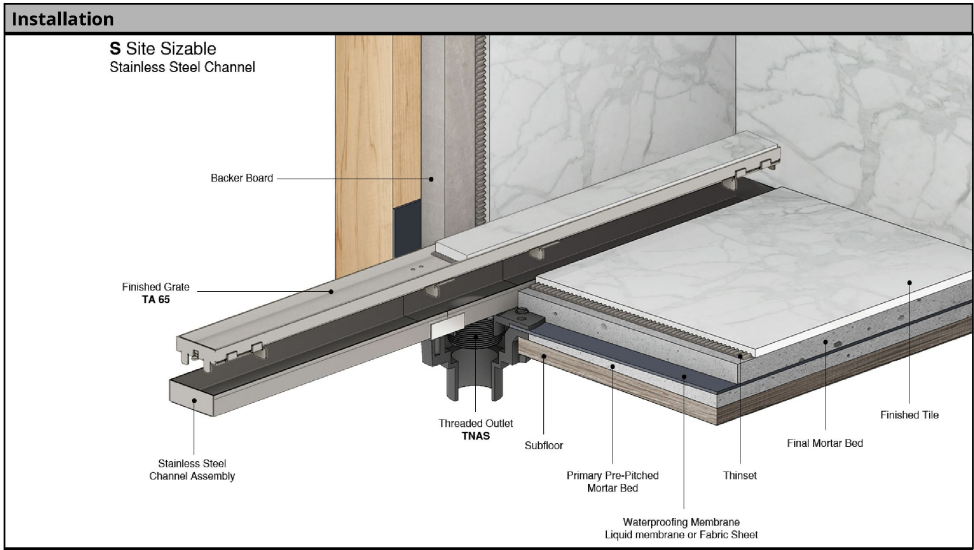
ID Infinity Drain



S-TIFAS 99 Series SITE SIZABLE STAINLESS STEEL CHANNEL

- S-TIFAS 9940 - 40" Complete Kit
- S-TIFAS 9948 - 48" Complete Kit
- S-TIFAS 9960 - 60" Complete Kit
- S-TIFAS 9980 - 80" Complete Kit
- S-TIFAS 9996 - 96" Complete Kit

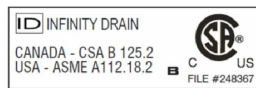
Features	
<ul style="list-style-type: none"> ▪ 16 gauge, 304L Stainless steel channel ▪ 12 gauge, 304L Stainless steel Tile Insert Frame ▪ Modify length and outlet location on site ▪ Indoor or outdoor use ▪ Works with 3" clamp down floor with 4" throat/strainer size <i>(included)</i> 	<ul style="list-style-type: none"> ▪ NOT INTENDED for installation across a barrier-free threshold ▪ Compatible with: PVC Liner, Rubber Liner (Chloraloy®), Hot Mop, Lead Pan, Copper Pan, or Fiberglass ▪ Flow rate - 21 gpm per outlet <ul style="list-style-type: none"> ▫ Flow rate measured at outlet only. Measurement does not account for water in channel or sheeting on shower floor. ▫ Additional outlets can be added and combined into a larger waste line to increase flow rates



Care & Maintenance

S-TIFAS 99 stainless steel linear drain top grates are made of 304L stainless steel. This material is non-porous, hygienic, rust-free and extremely durable. Bar Keepers Friend® and Soft Scrub® are commonly available products that can be used to protect and clean your Satin Stainless drain cover. For stains that have been left for an excessive amount of time, stronger cleaning agents such as Compound 302® may be needed. For all finishes we recommend using mild soap and a soft cloth for cleaning. DO NOT use any abrasive cleaners, scrub pads or allow household cleaning agents, such as bleach, to sit on the drain cover for a long period of time. Stainless steel does not rust. External factors, such as contamination from other highly ferrous metals, built up road salt, sea salt, or chlorine may have caused "surface" rust which can be removed using Barkeepers Friend®, Soft Scrub®, or Steel Brite Cleaner. Always follow the directions on the bottle. Follow proper maintenance procedures to prevent excessive surface rust. In areas of frequent exposure to salt, chlorine, and other chemical compounds, maintenance of the stainless grates should be performed at least 2-3 times per year.

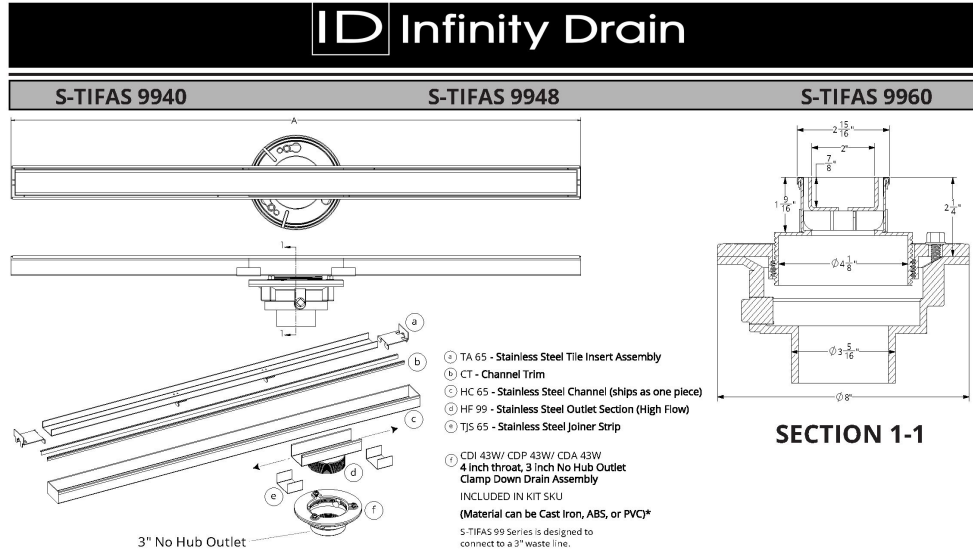
Infinity Drain
145 Dixon Avenue
Amityville, NY 11701
Phone: 516.767.6786
Fax: 516.740.3066
www.InfinityDrain.com



NOTE: Installer must verify all rough-in dimensions prior to installation and consult local and national codes. Conformity and compliance to local and national codes are the responsibility of the installer.

CHAMPALIMAUD

PROJECT NAME :	Atlantic Fields Golf Programming Project Manual		
Project #:	21028.05	Item Number:	P-507
Issue Date:	09/29/2023	Item Description:	SHOWER DRAIN PERFORMANCE
Revision(s):		Item Quantity:	0 Each

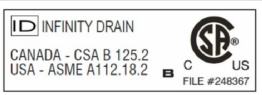


Model Number	Complete Kit Contents	A Maximum Overall Length	B Maximum Grate Length	C (Minimum Height Above Waterproofing) * All heights can be adjusted upwards an additional 1-1/4"
<input type="checkbox"/> S-TIFAS 9940-I <input type="checkbox"/> S-TIFAS 9940-A <input type="checkbox"/> S-TIFAS 9940-P	1 - TA 6540 Tile Insert Frame 1 - HC 6532 Stainless Steel Channel 1 - HF 99 8" Stainless Steel Outlet Section 2 - TJS 65 Stainless Steel Joiner Strips 1 - ZSIKA M-1 Sealant 2 - CT 40 Channel Trims 1 - HMK-A: 1 - AKEY Lift Out Key 1 - 4" Throat, 3" No Hub Outlet, Drain Body (CDI 43 W/CDA 43 W/CDP 43 W)	40"	39 7/8"	With CDI 43 W: 2 1/4" With CDA 43 W: 2 1/4" With CDP 43 W: 2 1/4"
<input type="checkbox"/> S-TIFAS 9948-I <input type="checkbox"/> S-TIFAS 9948-A <input type="checkbox"/> S-TIFAS 9948-P	1 - TA 6548 Tile Insert Frame 1 - HC 6540 Stainless Steel Channel 1 - HF 99 8" Stainless Steel Outlet Section 2 - TJS 65 Stainless Steel Joiner Strips 1 - ZSIKA M-1 Sealant 2 - CT 48 Channel Trims 1 - HMK-A: 1 - AKEY Lift Out Key 1 - 4" Throat, 3" No Hub Outlet, Drain Body (CDI 43 W/CDA 43 W/CDP 43 W)	48"	47 7/8"	With CDI 43 W: 2 1/4" With CDA 43 W: 2 1/4" With CDP 43 W: 2 1/4"
<input type="checkbox"/> S-TIFAS 9960-I <input type="checkbox"/> S-TIFAS 9960-A <input type="checkbox"/> S-TIFAS 9960-P	1 - TA 6560 Tile Insert Frame 1 - HC 6552 Stainless Steel Channel 1 - HF 99 8" Stainless Steel Outlet Section 2 - TJS 65 Stainless Steel Joiner Strips 1 - ZSIKA M-1 Sealant 1 - HMK-A: 2 - CT 60 Channel Trims 1 - AKEY Lift Out Key 1 - 4" Throat, 3" No Hub Outlet, Drain Body (CDI 43 W/CDA 43 W/CDP 43 W)	60"	59 7/8"	With CDI 43 W: 2 1/4" With CDA 43 W: 2 1/4" With CDP 43 W: 2 1/4"

Finishes

Satin Stainless (SS)
 Polished Stainless (PS)
 Oil Rubbed Bronze (ORB)
 Satin Bronze (SB)
 Matte Black (BK)

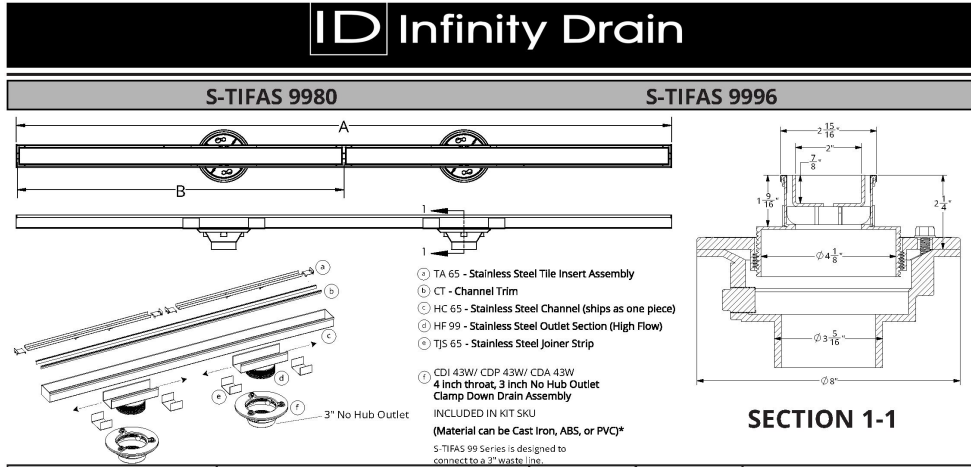
Infinity Drain
 145 Dixon Avenue
 Amityville, NY 11701
 Phone: 516.767.6786
 Fax: 516.740.3066
 www.InfinityDrain.com



NOTE: installer must verify all rough-in dimensions prior to installation and consult local and national codes. Conformity and compliance to local and national codes are the responsibility of the installer.

CHAMPALIMAUD

PROJECT NAME :	Atlantic Fields Golf Programming Project Manual		
Project #:	21028.05	Item Number:	P-507
Issue Date:	09/29/2023	Item Description:	SHOWER DRAIN PERFORMANCE
Revision(s):		Item Quantity:	0 Each

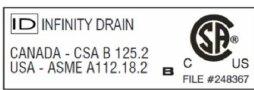


Model Number	Complete Kit Contents	A Maximum Overall Length	B Maximum Grate Length	C (Minimum Height Above Waterproofing) * All heights can be adjusted upwards an additional 1-1/4"
□ S-TIFAS 9980-I S-TIFAS 9980-A S-TIFAS 9980-P	2 - TA 6540 Tile Insert Frame 1 - HC 6572 Stainless Steel Channel 2 - HF 99 8" Stainless Steel Outlet Sections 4 - TJS 65 Stainless Steel Joiner Strips 1 - ZSIKA M-1 Sealant 2 - CT 80 Channel Trims 1 - HMK-A: 1 - AKEY Lift Out Key 2 - 4" Throat, 3" No Hub Outlet, Drain Body (CDI 43 W/CDA 43 W/CDP 43 W)	80"	39 7/8" (x 2)	With CDI 43 W: 2 1/4" With CDA 43 W: 2 1/4" With CDP 43 W: 2 1/4"
□ S-TIFAS 9996-I S-TIFAS 9996-A S-TIFAS 9996-P	2 - TA 6548 Tile Insert Frame 1 - HC 6588 Stainless Steel Channel 2 - HF 99 8" Stainless Steel Outlet Sections 4 - TJS 65 Stainless Steel Joiner Strip 1 - ZSIKA M-1 Sealant 2 - CT 96 Channel Trims 1 - HMK-A: 1 - AKEY Lift Out Key 2 - 4" Throat, 3" No Hub Outlet, Drain Body (CDI 43 W/CDA 43 W/CDP 43 W)	96"	47 7/8" (x 2)	With CDI 43 W: 2 1/4" With CDA 43 W: 2 1/4" With CDP 43 W: 2 1/4"

Optional Components	
UCP 4	Universal 4" Clamping Plate
TNRN-4	4" Cast Iron Extension Nipple
Add Clamp Down Drain	
CDA 42	Clamp Down Drain ABS
CDI 42	Clamp Down Drain Cast Iron
CDP 42	Clamp Down Drain PVC
CDA 43 W	Clamp Down Drain ABS
CDI 43 W	Clamp Down Drain Cast Iron
CDP 43 W	Clamp Down Drain PVC

Available components for longer lengths	
TA 6540	40" Tile Insert Frame
TA 6548	48" Tile Insert Frame
TA 6560	60" Tile Insert Frame
TC 6548	48" Stainless Open Ended Channel
TC 6596	96" Stainless Open Ended Channel
HC 6532	32" Stainless Closed Channel
HC 6540	40" Stainless Closed Channel
HC 6552	52" Stainless Closed Channel
HC 6572	72" Stainless Closed Channel
HC 6588	88" Stainless Closed Channel
TE 65	2" Stainless Steel End Section
TJS 65	Stainless Steel Joiner Strip
SHA 65	Stainless Steel 90° Angle Joiner
HF 99	8" Stainless Steel Outlet Section
CT 40	40" Channel Trim
CT 48	48" Channel Trim
CT 60	60" Channel Trim
CT 80	80" Channel Trim
CT 96	96" Channel Trim

Infinity Drain
 145 Dixon Avenue
 Amityville, NY 11701
 Phone: 516.767.6786
 Fax: 516.740.3066
 www.InfinityDrain.com



NOTE: installer must verify all rough-in dimensions prior to installation and consult local and national codes. Conformity and compliance to local and national codes are the responsibility of the installer.

Plumbing Accessories

CHAMPALIMAUD

PROJECT NAME :	Atlantic Fields Golf Programming Project Manual		
Project #:	21028.05	Item Number:	B-101
Issue Date:	09/29/2023	Item Description:	36" GRAB BARS GOLF HOUSE
Revision(s):		Item Quantity:	0 Each
		Item Quantity Locations:	
Manufacturer:	Kohler	Source:	Kohler
Address:	United States	Address:	United States
Phone:		Phone:	347-387-3761
Contact:	Lara Garahan	Contact:	Lara Garahan
E-mail:	lara.garahan@kohler.com	E-mail:	lara.garahan@kohler.com
Web:	kohler.com	Web:	kohler.com



Product: KUMIN 36" GRAB BAR
Model #: K-24551-BL
Color / Finish: MATTE BLACK
Size / Dimensions: 36"L x 2 3/4"D
Notes: REFER TO SPEC SHEET FOR ADDITIONAL INFORMATION

Required Item(s) for Designer Approval Prior to Fabrication :

Cut Sheet

Instructions:

B-101

CHAMPALIMAUD

PROJECT NAME :	Atlantic Fields Golf Programming Project Manual		
Project #:	21028.05	Item Number:	B-101
Issue Date:	09/29/2023	Item Description:	36" GRAB BARS GOLF HOUSE
Revision(s):		Item Quantity:	0 Each

KOHLER

Kumin™
36" grab bar
K-24551

Features

- Coordinates with other products in the Kumin® collection

Material

- Premium metal construction for durability and reliability
- KOHLER® finishes resist corrosion and tarnishing

Installation

- Mounting hardware and installation template included

Recommended Products/Accessories

K-23729 Stainless steel cleaner



ADA

Codes/Standards

ADA
ICC/ANSI A117.1

KOHLER® Faucet Lifetime Limited Warranty

See website for detailed warranty information.

Available Colors/Finishes

Color tiles intended for reference only.

Color	Code	Description
	CP	Polished Chrome
	BN	Vibrant® Brushed Nickel
	BL	Matte Black

1-800-4KOHLER (1-800-456-4537)
Kohler Co. reserves the right to make revisions without notice to product specifications.
For the most current Specification Sheet, go to www.kohler.com.
8-22-2023 22:37 - US/CA/CN/IN/MX

THE BOLD LOOK
OF **KOHLER**

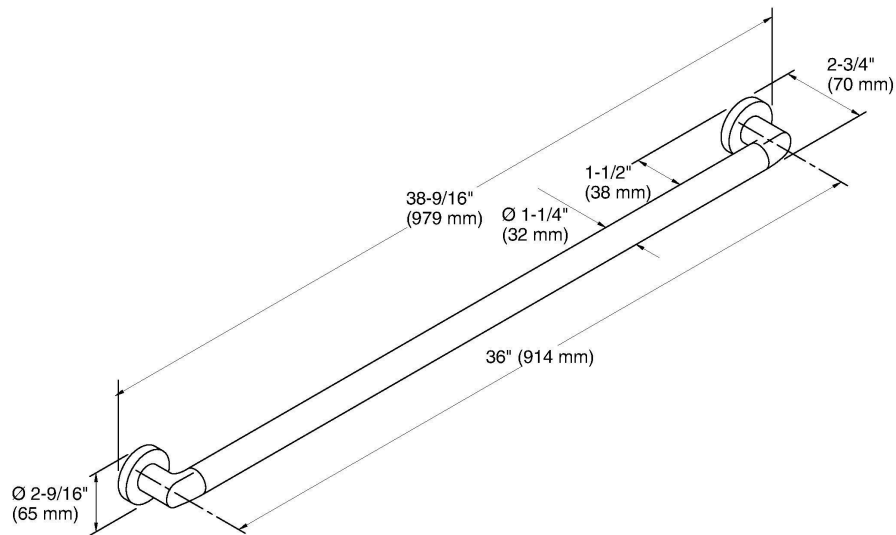
B-101

CHAMPALIMAUD

PROJECT NAME :	Atlantic Fields Golf Programming Project Manual		
Project #:	21028.05	Item Number:	B-101
Issue Date:	09/29/2023	Item Description:	36" GRAB BARS GOLF HOUSE
Revision(s):		Item Quantity:	0 Each

KOHLER

Kumin™
36" grab bar
K-24551



Technical Information

All product dimensions are nominal.

Material: Zinc, Stainless Steel

Notes

Install this product according to the installation instructions.

WARNING: Risk of personal injury. The wall plates on the grab bar must be mounted to a brace between the wall studs. This will ensure that the weight of the user is adequately supported.

ADA compliant when installed to the specific requirements of these regulations.

1-800-4KOHLER (1-800-456-4537)

Kohler Co. reserves the right to make revisions without notice to product specifications.

For the most current Specification Sheet, go to www.kohler.com.


8-22-2023 22:37 - US/CA/CN/IN/MX

THE BOLD LOOK
OF **KOHLER**

B-101

CHAMPALIMAUD

PROJECT NAME :	Atlantic Fields Golf Programming Project Manual		
Project #:	21028.05	Item Number:	B-102
Issue Date:	09/29/2023	Item Description:	42" GRAB BARS GOLF HOUSE
Revision(s):		Item Quantity:	0 Each
		Item Quantity Locations:	
Manufacturer:	Kohler	Source:	Kohler
Address:	United States	Address:	United States
Phone:		Phone:	347-387-3761
Contact:	Lara Garahan	Contact:	Lara Garahan
E-mail:	lara.garahan@kohler.com	E-mail:	lara.garahan@kohler.com
Web:	kohler.com	Web:	kohler.com



Product: KUMIN 42" GRAB BAR
Model #: K-22824-BL
Color / Finish: MATTE BLACK
Size / Dimensions: 42"L x 2 3/4"D
Notes: REFER TO SPEC SHEET FOR ADDITIONAL INFORMATION

Required Item(s) for Designer Approval Prior to Fabrication :

Cut Sheet

Instructions:

CHAMPALIMAUD

PROJECT NAME :	Atlantic Fields Golf Programming Project Manual		
Project #:	21028.05	Item Number:	B-102
Issue Date:	09/29/2023	Item Description:	42" GRAB BARS GOLF HOUSE
Revision(s):		Item Quantity:	0 Each

KOHLER®

Kumin™
42" grab bar
K-22824

Features

- Coordinates with other products in the Kumin® collection

Material

- Premium metal construction for durability and reliability
- KOHLER® finishes resist corrosion and tarnishing

Recommended Products/Accessories

K-23729 Stainless steel cleaner



ADA

Codes/Standards

ADA
ICC/ANSI A117.1

KOHLER® Faucet Lifetime Limited Warranty

See website for detailed warranty information.

Available Colors/Finishes

Color tiles intended for reference only.

Color	Code	Description
	CP	Polished Chrome
	BN	Vibrant® Brushed Nickel
	BL	Matte Black

1-800-4KOHLER (1-800-456-4537)
Kohler Co. reserves the right to make revisions without notice to product specifications.
For the most current Specification Sheet, go to www.kohler.com.
8-22-2023 22:21 - US/CA/CN/IN/MX

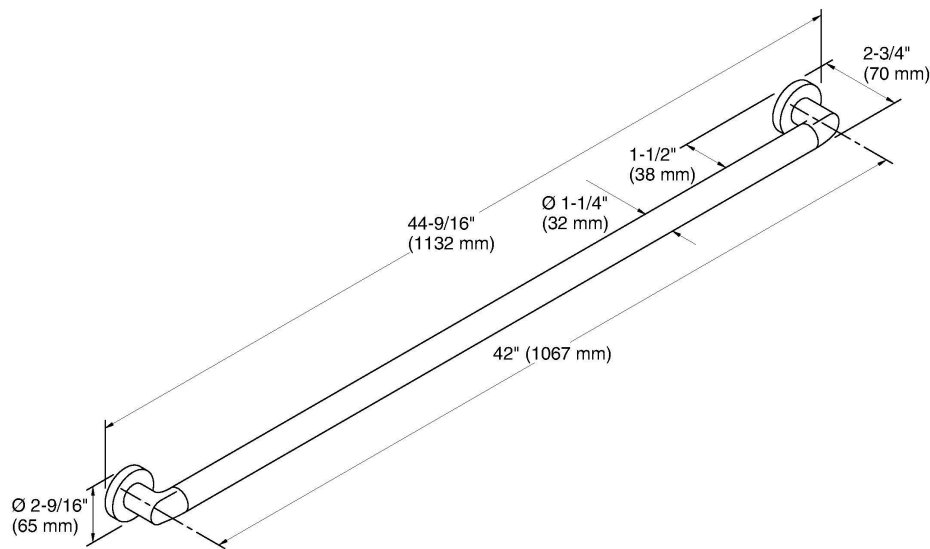
THE BOLD LOOK
OF **KOHLER**®

CHAMPALIMAUD

PROJECT NAME :	Atlantic Fields Golf Programming Project Manual		
Project #:	21028.05	Item Number:	B-102
Issue Date:	09/29/2023	Item Description:	42" GRAB BARS GOLF HOUSE
Revision(s):		Item Quantity:	0 Each

KOHLER

Kumin™
42" grab bar
K-22824



Technical Information

All product dimensions are nominal.

Material: Stainless Steel, Zinc

Notes

Install this product according to the installation instructions.

WARNING: Risk of personal injury. The wall plates on the grab bar must be mounted to a brace between the wall studs. This will ensure that the weight of the user is adequately supported.

ADA compliant when installed to the specific requirements of these regulations.

1-800-4KOHLER (1-800-456-4537)

Kohler Co. reserves the right to make revisions without notice to product specifications.

For the most current Specification Sheet, go to www.kohler.com.

8-22-2023 22:21 - US/CA/CN/IN/MX

THE BOLD LOOK
OF **KOHLER**

CHAMPALIMAUD

PROJECT NAME :	Atlantic Fields Golf Programming Project Manual		
Project #:	21028.05	Item Number:	B-103
Issue Date:	09/29/2023	Item Description:	PAPER HOLDER GOLF HOUSE
Revision(s):		Item Quantity:	0 Each
		Item Quantity Locations:	
Manufacturer:	Kohler	Source:	Kohler
Address:	United States	Address:	United States
Phone:		Phone:	347-387-3761
Contact:	Lara Garahan	Contact:	Lara Garahan
E-mail:	lara.garahan@kohler.com	E-mail:	lara.garahan@kohler.com
Web:	kohler.com	Web:	kohler.com



Product: KUMIN TOILET PAPER HOLDER
Model #: K-24546-BL
Color / Finish: MATTE BLACK
Size / Dimensions: 6 1/2"L x 2 7/8"D
Notes: REFER TO SPEC SHEET FOR ADDITIONAL INFORMATION

Required Item(s) for Designer Approval Prior to Fabrication :

<input checked="" type="checkbox"/> Cut Sheet

Instructions:

CHAMPALIMAUD

PROJECT NAME :	Atlantic Fields Golf Programming Project Manual		
Project #:	21028.05	Item Number:	B-103
Issue Date:	09/29/2023	Item Description:	PAPER HOLDER GOLF HOUSE
Revision(s):		Item Quantity:	0 Each



Kumin™
Toilet paper holder
K-24546

Features

- Coordinates with other products in the Kumin® collection
- Pivoting holder makes changing toilet paper quick and simple

Material

- Premium metal construction for durability and reliability
- KOHLER® finishes resist corrosion and tarnishing

Installation

- Mounting hardware and installation template included

Recommended Products/Accessories

K-23723 Faucet cleaner



Codes/Standards

None Applicable

KOHLER® Faucet Lifetime Limited Warranty

See website for detailed warranty information.

Available Colors/Finishes

Color tiles intended for reference only.

Color	Code	Description
	CP	Polished Chrome
	BN	Vibrant® Brushed Nickel
	BL	Matte Black

1-800-4KOHLER (1-800-456-4537)
Kohler Co. reserves the right to make revisions without notice to product specifications.
For the most current Specification Sheet, go to www.kohler.com.
8-5-2023 21:55 - US/CA/CN/IN/MX

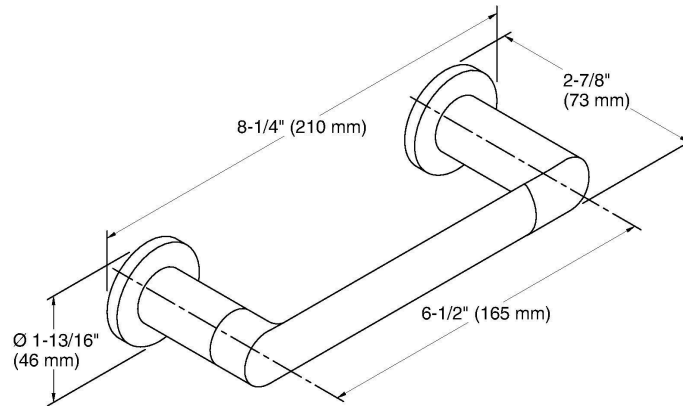
THE BOLD LOOK
OF **KOHLER®**

CHAMPALIMAUD

PROJECT NAME :	Atlantic Fields Golf Programming Project Manual		
Project #:	21028.05	Item Number:	B-103
Issue Date:	09/29/2023	Item Description:	PAPER HOLDER GOLF HOUSE
Revision(s):		Item Quantity:	0 Each

KOHLER[®]

Kumin™
Toilet paper holder
K-24546



Technical Information
All product dimensions are nominal.
Material: Zinc

Notes
Install this product according to the installation instructions.
CAUTION: Risk of personal injury. Do not install these products in any area where they are likely to be used inadvertently as a grab bar or support bar. These products are not designed or intended for use as a grab bar or support bar.

1-800-4KOHLER (1-800-456-4537)
Kohler Co. reserves the right to make revisions without notice to product specifications.
For the most current Specification Sheet, go to www.kohler.com.
8-5-2023 21:55 - US/CA/CN/IN/MX

THE BOLD LOOK
OF **KOHLER**[®]

B-103

CHAMPALIMAUD

PROJECT NAME :	Atlantic Fields Golf Programming Project Manual		
Project #:	21028.05	Item Number:	B-104
Issue Date:	09/29/2023	Item Description:	HOOK GOLF HOUSE
Revision(s):		Item Quantity:	0 Each
		Item Quantity Locations:	
Manufacturer:	Kohler	Source:	Kohler
Address:	United States	Address:	United States
Phone:		Phone:	347-387-3761
Contact:	Lara Garahan	Contact:	Lara Garahan
E-mail:	lara.garahan@kohler.com	E-mail:	lara.garahan@kohler.com
Web:	kohler.com	Web:	kohler.com



Product: KUMIN ROBE HOOK
Model #: K-97897-BL
Color / Finish: MATTE BLACK
Size / Dimensions: 2 9/16"H x 3 5/16"D
Notes: REFER TO SPEC SHEET FOR ADDITIONAL INFORMATION

Required Item(s) for Designer Approval Prior to Fabrication :

Cut Sheet

Instructions:

CHAMPALIMAUD

PROJECT NAME :	Atlantic Fields Golf Programming Project Manual		
Project #:	21028.05	Item Number:	B-104
Issue Date:	09/29/2023	Item Description:	HOOK GOLF HOUSE
Revision(s):		Item Quantity:	0 Each

KOHLER

Kumin™
robe hook
K-97897

Features

- Coordinates with other products in the Kumin® collection

Material

- Premium metal construction for durability and reliability
- KOHLER® finishes resist corrosion and tarnishing

Installation

- Mounting hardware included

Recommended Products/Accessories

K-23723 Faucet cleaner



Codes/Standards

None Applicable

KOHLER® Faucet Lifetime Limited Warranty

See website for detailed warranty information.

Available Colors/Finishes

Color tiles intended for reference only.

Color	Code	Description
	CP	Polished Chrome
	BN	Vibrant® Brushed Nickel
	BL	Matte Black

1-800-4KOHLER (1-800-456-4537)
Kohler Co. reserves the right to make revisions without notice to product specifications.
For the most current Specification Sheet, go to www.kohler.com.
8-5-2023 03:31 - US/CA/CN/IN/MX

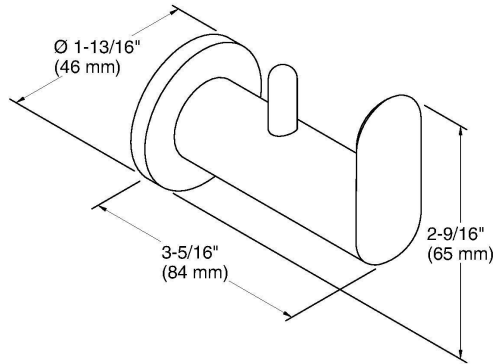
THE BOLD LOOK
OF **KOHLER**

CHAMPALIMAUD

PROJECT NAME :	Atlantic Fields Golf Programming Project Manual		
Project #:	21028.05	Item Number:	B-104
Issue Date:	09/29/2023	Item Description:	HOOK GOLF HOUSE
Revision(s):		Item Quantity:	0 Each

KOHLER[®]

Kumin™
robe hook
K-97897



Technical Information
All product dimensions are nominal.
Material: Zinc

Notes
Install this product according to the installation instructions.
CAUTION: Risk of personal injury. Do not install these products in any area where they are likely to be used inadvertently as a grab bar or support bar. These products are not designed or intended for use as a grab bar or support bar.

1-800-4KOHLER (1-800-456-4537)
Kohler Co. reserves the right to make revisions without notice to product specifications.
For the most current Specification Sheet, go to www.kohler.com.
8-5-2023 03:31 - US/CA/CN/IN/MX

THE BOLD LOOK
OF **KOHLER**[®]

B-104

CHAMPALIMAUD

PROJECT NAME :	Atlantic Fields Golf Programming Project Manual		
Project #:	21028.05	Item Number:	B-105
Issue Date:	09/29/2023	Item Description:	SANITARY DISPOSAL GOLF HOUSE
Revision(s):		Item Quantity:	0 Each
		Item Quantity Locations:	
Manufacturer:	Bobrick	Source:	Bobrick
Address:	United States	Address:	United States
Phone:		Phone:	
Contact:		Contact:	
E-mail:		E-mail:	
Web:	https://www.bobrick.com/	Web:	https://www.bobrick.com/



Product: RECESSED SANITRY NAPKIN DISPOSAL
Model #: B-35303
Color / Finish: STAINLESS STEEL
Size / Dimensions: 13" W x 18-15/16" H x 4-3/16" D
Notes: REFER TO SPEC SHEET FOR ADDITIONAL INFORMATION

Required Item(s) for Designer Approval Prior to Fabrication :

<input checked="" type="checkbox"/> Cut Sheet

Instructions:

CHAMPALIMAUD

PROJECT NAME :		Atlantic Fields Golf Programming Project Manual	
Project #:	21028.05	Item Number:	B-106
Issue Date:	09/29/2023	Item Description:	BABY CHANGING STATION GOLF HOUSE
Revision(s):		Item Quantity:	0 Each
		Item Quantity Locations:	
Manufacturer:	KOALA KARE	Source:	KOALA KARE UAE
Address:	United States	Address:	GRG Business Centre Oud Metha Building Office No. 2, Dubai healthcare city Dubai, United Arab Emirates
Phone:		Phone:	971.4.2245818
Contact:		Contact:	Fred Sylvester
E-mail:		E-mail:	Fred@sylvester-assoc.com
Web:		Web:	



Product:	BABY CHANGING STATION - ADA
Model #	KB310-SSRE
Color / Finish:	STAINLESS STEEL
Size / Dimensions:	4" D X 37 1/16" W X 21 5/8" H
Notes:	REFER TO SPEC SHEET FOR ADDITIONAL INFORMATION

Required Item(s) for Designer Approval Prior to Fabrication :

Cut Sheet

Instructions:

CHAMPALIMAUD

PROJECT NAME :	Atlantic Fields Golf Programming Project Manual		
Project #:	21028.05	Item Number:	B-107
Issue Date:	09/29/2023	Item Description:	18" GRAB BARS GOLF HOUSE
Revision(s):		Item Quantity:	0 Each
		Item Quantity Locations:	
Manufacturer:	Kohler	Source:	Kohler
Address:	United States	Address:	United States
Phone:		Phone:	347-387-3761
Contact:	Lara Garahan	Contact:	Lara Garahan
E-mail:	lara.garahan@kohler.com	E-mail:	lara.garahan@kohler.com
Web:	kohler.com	Web:	kohler.com



Product: KUMIN 18" GRAB BAR
Model #: K-24549-BL
Color / Finish: MATTE BLACK
Size / Dimensions: 18"L x 2 3/4"D
Notes: REFER TO SPEC SHEET FOR ADDITIONAL INFORMATION

Required Item(s) for Designer Approval Prior to Fabrication :

Cut Sheet

Instructions:

CHAMPALIMAUD

PROJECT NAME :	Atlantic Fields Golf Programming Project Manual		
Project #:	21028.05	Item Number:	B-107
Issue Date:	09/29/2023	Item Description:	18" GRAB BARS GOLF HOUSE
Revision(s):		Item Quantity:	0 Each

KOHLER®

Kumin™
18" grab bar
K-24549

Features

- Coordinates with other products in the Kumin® collection

Material

- Premium metal construction for durability and reliability
- KOHLER® finishes resist corrosion and tarnishing

Installation

- Mounting hardware and installation template included

Recommended Products/Accessories

K-23729 Stainless steel cleaner



ADA

Codes/Standards

ADA
ICC/ANSI A117.1

KOHLER® Faucet Lifetime Limited Warranty

See website for detailed warranty information.

Available Colors/Finishes

Color tiles intended for reference only.

Color	Code	Description
	CP	Polished Chrome
	BN	Vibrant® Brushed Nickel
	BL	Matte Black

1-800-4KOHLER (1-800-456-4537)
Kohler Co. reserves the right to make revisions without notice to product specifications.
For the most current Specification Sheet, go to www.kohler.com.
8-23-2023 22:24 - US/CA/CN/IN/MX

THE BOLD LOOK
OF **KOHLER**®

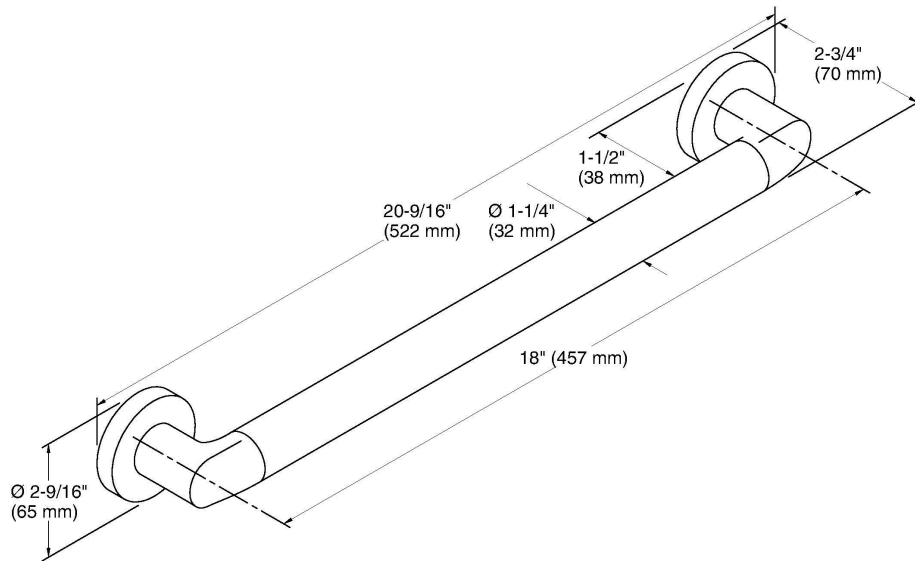
B-107

CHAMPALIMAUD

PROJECT NAME :	Atlantic Fields Golf Programming Project Manual		
Project #:	21028.05	Item Number:	B-107
Issue Date:	09/29/2023	Item Description:	18" GRAB BARS GOLF HOUSE
Revision(s):		Item Quantity:	0 Each

KOHLER

Kumin™
18" grab bar
K-24549



Technical Information

All product dimensions are nominal.

Material: Zinc, Stainless Steel

Notes

Install this product according to the installation instructions.

WARNING: Risk of personal injury. The wall plates on the grab bar must be mounted to a brace between the wall studs. This will ensure that the weight of the user is adequately supported.

ADA compliant when installed to the specific requirements of these regulations.

1-800-4KOHLER (1-800-456-4537)

Kohler Co. reserves the right to make revisions without notice to product specifications.

For the most current Specification Sheet, go to www.kohler.com.

8-23-2023 22:24 - US/CA/CN/IN/MX

THE BOLD LOOK
OF **KOHLER**

B-107

CHAMPALIMAUD

PROJECT NAME :		Atlantic Fields Golf Programming Project Manual	
Project #:	21028.05	Item Number:	B-201
Issue Date:	09/29/2023	Item Description:	36" GRAB BARS COMFORT STATION 1
Revision(s):		Item Quantity:	0 Each
		Item Quantity Locations:	
Manufacturer:	Kohler	Source:	Kohler
Address:	United States	Address:	United States
Phone:		Phone:	347-387-3761
Contact:	Lara Garahan	Contact:	Lara Garahan
E-mail:	lara.garahan@kohler.com	E-mail:	lara.garahan@kohler.com
Web:	kohler.com	Web:	kohler.com



Product: KUMIN 36" GRAB BAR
Model #: K-24551-BL
Color / Finish: MATTE BLACK
Size / Dimensions: 36"L x 2 3/4"D
Notes: REFER TO SPEC SHEET FOR ADDITIONAL INFORMATION

Required Item(s) for Designer Approval Prior to Fabrication :

Cut Sheet

Instructions:

B-201

CHAMPALIMAUD

PROJECT NAME :	Atlantic Fields Golf Programming Project Manual		
Project #:	21028.05	Item Number:	B-201
Issue Date:	09/29/2023	Item Description:	36" GRAB BARS COMFORT STATION 1
Revision(s):		Item Quantity:	0 Each



Kumin™
36" grab bar
K-24551

Features

- Coordinates with other products in the Kumin® collection

Material

- Premium metal construction for durability and reliability
- KOHLER® finishes resist corrosion and tarnishing

Installation

- Mounting hardware and installation template included

Recommended Products/Accessories

K-23729 Stainless steel cleaner



ADA

Codes/Standards

ADA
ICC/ANSI A117.1

KOHLER® Faucet Lifetime Limited Warranty

See website for detailed warranty information.

Available Colors/Finishes

Color tiles intended for reference only.

Color	Code	Description
	CP	Polished Chrome
	BN	Vibrant® Brushed Nickel
	BL	Matte Black

1-800-4KOHLER (1-800-456-4537)
Kohler Co. reserves the right to make revisions without notice to product specifications.
For the most current Specification Sheet, go to www.kohler.com.
8-22-2023 22:37 - US/CA/CN/IN/MX

THE BOLD LOOK
OF **KOHLER**®

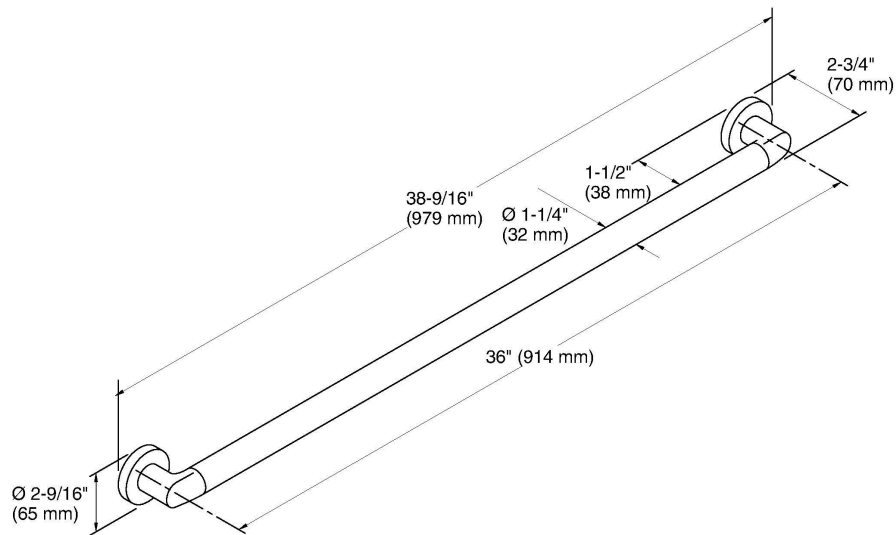
B-201

CHAMPALIMAUD

PROJECT NAME :	Atlantic Fields Golf Programming Project Manual		
Project #:	21028.05	Item Number:	B-201
Issue Date:	09/29/2023	Item Description:	36" GRAB BARS COMFORT STATION 1
Revision(s):		Item Quantity:	0 Each

KOHLER

Kumin™
36" grab bar
K-24551



Technical Information

All product dimensions are nominal.

Material: Zinc, Stainless Steel

Notes

Install this product according to the installation instructions.

WARNING: Risk of personal injury. The wall plates on the grab bar must be mounted to a brace between the wall studs. This will ensure that the weight of the user is adequately supported.

ADA compliant when installed to the specific requirements of these regulations.

1-800-4KOHLER (1-800-456-4537)
Kohler Co. reserves the right to make revisions without notice to product specifications.
For the most current Specification Sheet, go to www.kohler.com.
8-22-2023 22:37 - US/CA/CN/IN/MX

THE BOLD LOOK
OF **KOHLER**

CHAMPALIMAUD

PROJECT NAME :		Atlantic Fields Golf Programming Project Manual	
Project #:	21028.05	Item Number:	B-202
Issue Date:	09/29/2023	Item Description:	42" GRAB BARS COMFORT STATION 1
Revision(s):		Item Quantity:	0 Each
		Item Quantity Locations:	
Manufacturer:	Kohler	Source:	Kohler
Address:	United States	Address:	United States
Phone:		Phone:	347-387-3761
Contact:	Lara Garahan	Contact:	Lara Garahan
E-mail:	lara.garahan@kohler.com	E-mail:	lara.garahan@kohler.com
Web:	kohler.com	Web:	kohler.com



Product: KUMIN 42" GRAB BAR
Model #: K-22824-BL
Color / Finish: MATTE BLACK
Size / Dimensions: 42"L x 2 3/4"D
Notes: REFER TO SPEC SHEET FOR ADDITIONAL INFORMATION

Required Item(s) for Designer Approval Prior to Fabrication :

<input checked="" type="checkbox"/> Cut Sheet

Instructions:

CHAMPALIMAUD

PROJECT NAME :	Atlantic Fields Golf Programming Project Manual		
Project #:	21028.05	Item Number:	B-202
Issue Date:	09/29/2023	Item Description:	42" GRAB BARS COMFORT STATION 1
Revision(s):		Item Quantity:	0 Each



Kumin™
42" grab bar
K-22824

Features

- Coordinates with other products in the Kumin® collection

Material

- Premium metal construction for durability and reliability
- KOHLER® finishes resist corrosion and tarnishing

Recommended Products/Accessories

K-23729 Stainless steel cleaner



ADA

Codes/Standards

ADA
ICC/ANSI A117.1

KOHLER® Faucet Lifetime Limited Warranty

See website for detailed warranty information.

Available Colors/Finishes

Color tiles intended for reference only.

Color	Code	Description
	CP	Polished Chrome
	BN	Vibrant® Brushed Nickel
	BL	Matte Black

1-800-4KOHLER (1-800-456-4537)
Kohler Co. reserves the right to make revisions without notice to product specifications.
For the most current Specification Sheet, go to www.kohler.com.
8-22-2023 22:21 - US/CA/CN/IN/MX

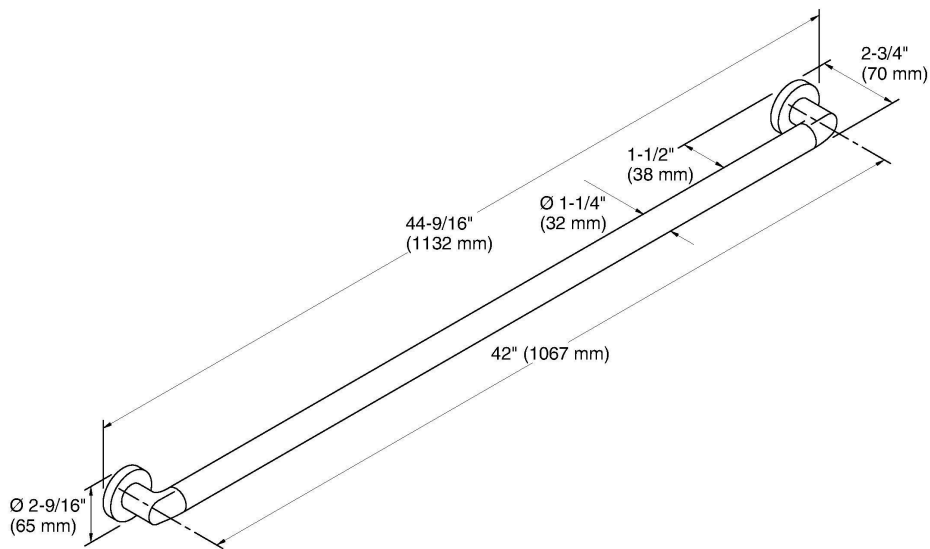
THE BOLD LOOK
OF **KOHLER®**

CHAMPALIMAUD

PROJECT NAME :	Atlantic Fields Golf Programming Project Manual		
Project #:	21028.05	Item Number:	B-202
Issue Date:	09/29/2023	Item Description:	42" GRAB BARS COMFORT STATION 1
Revision(s):		Item Quantity:	0 Each

KOHLER

Kumin™
42" grab bar
K-22824



Technical Information

All product dimensions are nominal.

Material: Stainless Steel, Zinc

Notes

Install this product according to the installation instructions.

WARNING: Risk of personal injury. The wall plates on the grab bar must be mounted to a brace between the wall studs. This will ensure that the weight of the user is adequately supported.

ADA compliant when installed to the specific requirements of these regulations.

1-800-4KOHLER (1-800-456-4537)

Kohler Co. reserves the right to make revisions without notice to product specifications.

For the most current Specification Sheet, go to www.kohler.com.

8-22-2023 22:21 - US/CA/CN/IN/MX

THE BOLD LOOK
OF **KOHLER**

CHAMPALIMAUD

PROJECT NAME :	Atlantic Fields Golf Programming Project Manual		
Project #:	21028.05	Item Number:	B-203
Issue Date:	09/29/2023	Item Description:	PAPER HOLDER COMFORT STATION 1
Revision(s):		Item Quantity:	0 Each
		Item Quantity Locations:	
Manufacturer:	Kohler	Source:	Kohler
Address:	United States	Address:	United States
Phone:		Phone:	347-387-3761
Contact:	Lara Garahan	Contact:	Lara Garahan
E-mail:	lara.garahan@kohler.com	E-mail:	lara.garahan@kohler.com
Web:	kohler.com	Web:	kohler.com



Product: KUMIN TOILET PAPER HOLDER
Model #: K-24546-BL
Color / Finish: MATTE BLACK
Size / Dimensions: 6 1/2"L x 2 7/8"D
Notes: REFER TO SPEC SHEET FOR ADDITIONAL INFORMATION

Required Item(s) for Designer Approval Prior to Fabrication :

Cut Sheet

Instructions:

B-203

CHAMPALIMAUD

PROJECT NAME :	Atlantic Fields Golf Programming Project Manual		
Project #:	21028.05	Item Number:	B-203
Issue Date:	09/29/2023	Item Description:	PAPER HOLDER COMFORT STATION 1
Revision(s):		Item Quantity:	0 Each



Kumin™
Toilet paper holder
K-24546

Features

- Coordinates with other products in the Kumin® collection
- Pivoting holder makes changing toilet paper quick and simple

Material

- Premium metal construction for durability and reliability
- KOHLER® finishes resist corrosion and tarnishing

Installation

- Mounting hardware and installation template included

Recommended Products/Accessories

K-23723 Faucet cleaner



Codes/Standards

None Applicable

KOHLER® Faucet Lifetime Limited Warranty

See website for detailed warranty information.

Available Colors/Finishes

Color tiles intended for reference only.

Color	Code	Description
	CP	Polished Chrome
	BN	Vibrant® Brushed Nickel
	BL	Matte Black

1-800-4KOHLER (1-800-456-4537)
Kohler Co. reserves the right to make revisions without notice to product specifications.
For the most current Specification Sheet, go to www.kohler.com.
8-5-2023 21:55 - US/CA/CN/IN/MX

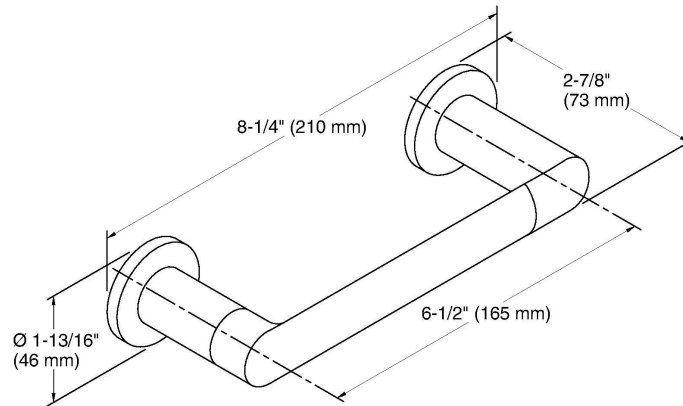
THE BOLD LOOK
OF **KOHLER®**

CHAMPALIMAUD

PROJECT NAME :	Atlantic Fields Golf Programming Project Manual		
Project #:	21028.05	Item Number:	B-203
Issue Date:	09/29/2023	Item Description:	PAPER HOLDER COMFORT STATION 1
Revision(s):		Item Quantity:	0 Each

KOHLER[®]

Kumin™
Toilet paper holder
K-24546



Technical Information
All product dimensions are nominal.
Material: Zinc

Notes
Install this product according to the installation instructions.
CAUTION: Risk of personal injury. Do not install these products in any area where they are likely to be used inadvertently as a grab bar or support bar. These products are not designed or intended for use as a grab bar or support bar.

1-800-4KOHLER (1-800-456-4537)
Kohler Co. reserves the right to make revisions without notice to product specifications.
For the most current Specification Sheet, go to www.kohler.com.
8-5-2023 21:55 - US/CA/CN/IN/MX

THE BOLD LOOK
OF **KOHLER**[®]

B-203

CHAMPALIMAUD

PROJECT NAME :	Atlantic Fields Golf Programming Project Manual		
Project #:	21028.05	Item Number:	B-204
Issue Date:	09/29/2023	Item Description:	HOOK COMFORT STATION 1
Revision(s):		Item Quantity:	0 Each
		Item Quantity Locations:	
Manufacturer:	Kohler	Source:	Kohler
Address:	United States	Address:	United States
Phone:		Phone:	347-387-3761
Contact:	Lara Garahan	Contact:	Lara Garahan
E-mail:	lara.garahan@kohler.com	E-mail:	lara.garahan@kohler.com
Web:	kohler.com	Web:	kohler.com



Product: KUMIN ROBE HOOK
Model #: K-97897-BL
Color / Finish: MATTE BLACK
Size / Dimensions: 2 9/16"H x 3 5/16"D
Notes: REFER TO SPEC SHEET FOR ADDITIONAL INFORMATION

Required Item(s) for Designer Approval Prior to Fabrication :

Cut Sheet

Instructions:

CHAMPALIMAUD

PROJECT NAME :	Atlantic Fields Golf Programming Project Manual		
Project #:	21028.05	Item Number:	B-204
Issue Date:	09/29/2023	Item Description:	HOOK COMFORT STATION 1
Revision(s):		Item Quantity:	0 Each

KOHLER

Kumin™
robe hook
K-97897

Features

- Coordinates with other products in the Kumin® collection

Material

- Premium metal construction for durability and reliability
- KOHLER® finishes resist corrosion and tarnishing

Installation

- Mounting hardware included

Recommended Products/Accessories

K-23723 Faucet cleaner



Codes/Standards

None Applicable

KOHLER® Faucet Lifetime Limited Warranty

See website for detailed warranty information.

Available Colors/Finishes

Color tiles intended for reference only.

Color	Code	Description
	CP	Polished Chrome
	BN	Vibrant® Brushed Nickel
	BL	Matte Black

1-800-4KOHLER (1-800-456-4537)
Kohler Co. reserves the right to make revisions without notice to product specifications.
For the most current Specification Sheet, go to www.kohler.com.
8-5-2023 03:31 - US/CA/CN/IN/MX

THE BOLD LOOK
OF **KOHLER**

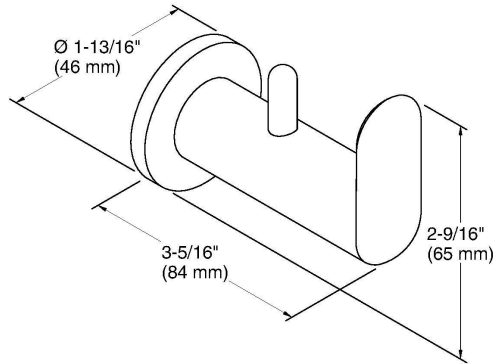
B-204

CHAMPALIMAUD

PROJECT NAME :	Atlantic Fields Golf Programming Project Manual		
Project #:	21028.05	Item Number:	B-204
Issue Date:	09/29/2023	Item Description:	HOOK COMFORT STATION 1
Revision(s):		Item Quantity:	0 Each

KOHLER[®]

Kumin™
robe hook
K-97897



Technical Information

All product dimensions are nominal.
Material: Zinc

Notes

Install this product according to the installation instructions.

CAUTION: Risk of personal injury. Do not install these products in any area where they are likely to be used inadvertently as a grab bar or support bar. These products are not designed or intended for use as a grab bar or support bar.

1-800-4KOHLER (1-800-456-4537)
Kohler Co. reserves the right to make revisions without notice to product specifications.
For the most current Specification Sheet, go to www.kohler.com.
8-5-2023 03:31 - US/CA/CN/IN/MX

THE BOLD LOOK
OF **KOHLER**[®]

B-204

CHAMPALIMAUD

PROJECT NAME :	Atlantic Fields Golf Programming Project Manual		
Project #:	21028.05	Item Number:	B-205
Issue Date:	09/29/2023	Item Description:	SANITARY DISPOSAL COMFORT STATION 1
Revision(s):		Item Quantity:	0 Each
		Item Quantity Locations:	
Manufacturer:	Bobrick	Source:	Bobrick
Address:	United States	Address:	United States
Phone:		Phone:	
Contact:		Contact:	
E-mail:		E-mail:	
Web:	https://www.bobrick.com/	Web:	https://www.bobrick.com/



Product: RECESSED SANITRY NAPKIN DISPOSAL
Model #: B-35303
Color / Finish: STAINLESS STEEL
Size / Dimensions: 13" W x 18-15/16" H x 4-3/16" D
Notes: REFER TO SPEC SHEET FOR ADDITIONAL INFORMATION

Required Item(s) for Designer Approval Prior to Fabrication :

<input checked="" type="checkbox"/> Cut Sheet

Instructions:

CHAMPALIMAUD

PROJECT NAME :	Atlantic Fields Golf Programming Project Manual		
Project #:	21028.05	Item Number:	B-206
Issue Date:	09/29/2023	Item Description:	BABY CHANGING STATION COMFORT STATION 1
Revision(s):		Item Quantity:	0 Each
		Item Quantity Locations:	
Manufacturer:	KOALA KARE	Source:	KOALA KARE UAE
Address:	United States	Address:	GRG Business Centre Oud Metha Building Office No. 2, Dubai healthcare city Dubai, United Arab Emirates
Phone:		Phone:	971.4.2245818
Contact:		Contact:	Fred Sylvester
E-mail:		E-mail:	Fred@sylvester-assoc.com
Web:		Web:	



Product: BABY CHANGING STATION - ADA
Model #: KB310-SSRE
Color / Finish: STAINLESS STEEL
Size / Dimensions: 4" D X 37 1/16" W X 21 5/8" H
Notes: REFER TO SPEC SHEET FOR ADDITIONAL INFORMATION

Required Item(s) for Designer Approval Prior to Fabrication :

Cut Sheet

Instructions:

CHAMPALIMAUD

PROJECT NAME :	Atlantic Fields Golf Programming Project Manual		
Project #:	21028.05	Item Number:	B-207
Issue Date:	09/29/2023	Item Description:	18" GRAB BARS COMFORT STATION 1
Revision(s):		Item Quantity:	0 Each
		Item Quantity Locations:	
Manufacturer:	Kohler	Source:	Kohler
Address:	United States	Address:	United States
Phone:		Phone:	347-387-3761
Contact:	Lara Garahan	Contact:	Lara Garahan
E-mail:	lara.garahan@kohler.com	E-mail:	lara.garahan@kohler.com
Web:	kohler.com	Web:	kohler.com



Product: KUMIN 18" GRAB BAR
Model #: K-24549-BL
Color / Finish: MATTE BLACK
Size / Dimensions: 18"L x 2 3/4"D
Notes: REFER TO SPEC SHEET FOR ADDITIONAL INFORMATION

Required Item(s) for Designer Approval Prior to Fabrication :

Cut Sheet

Instructions:

B-207

CHAMPALIMAUD

PROJECT NAME :	Atlantic Fields Golf Programming Project Manual		
Project #:	21028.05	Item Number:	B-207
Issue Date:	09/29/2023	Item Description:	18" GRAB BARS COMFORT STATION 1
Revision(s):		Item Quantity:	0 Each



Kumin™
18" grab bar
K-24549

Features

- Coordinates with other products in the Kumin® collection

Material

- Premium metal construction for durability and reliability
- KOHLER® finishes resist corrosion and tarnishing

Installation

- Mounting hardware and installation template included

Recommended Products/Accessories

K-23729 Stainless steel cleaner



ADA

Codes/Standards

ADA
ICC/ANSI A117.1

KOHLER® Faucet Lifetime Limited Warranty

See website for detailed warranty information.

Available Colors/Finishes

Color tiles intended for reference only.

Color	Code	Description
	CP	Polished Chrome
	BN	Vibrant® Brushed Nickel
	BL	Matte Black

1-800-4KOHLER (1-800-456-4537)
Kohler Co. reserves the right to make revisions without notice to product specifications.
For the most current Specification Sheet, go to www.kohler.com.
8-23-2023 22:24 - US/CA/CN/IN/MX

THE BOLD LOOK
OF **KOHLER**®

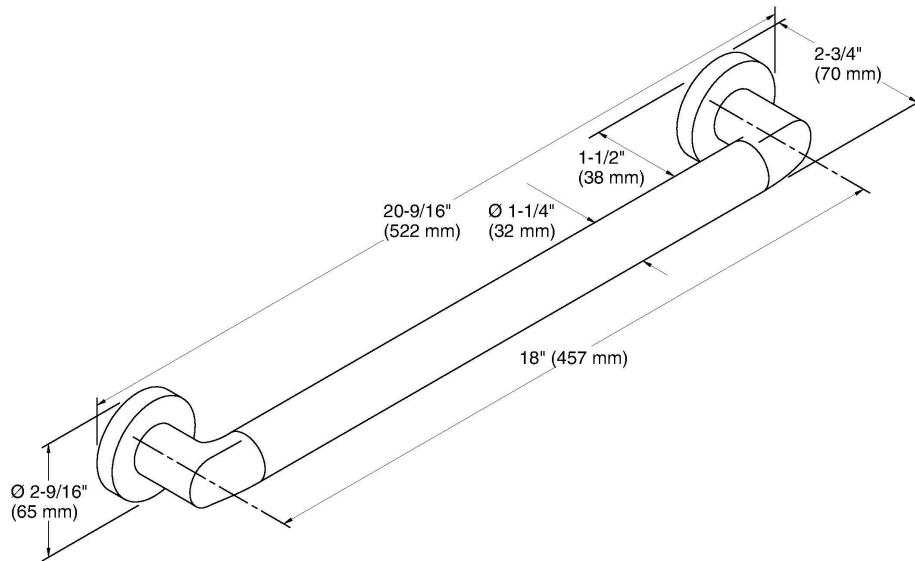
B-207

CHAMPALIMAUD

PROJECT NAME :	Atlantic Fields Golf Programming Project Manual		
Project #:	21028.05	Item Number:	B-207
Issue Date:	09/29/2023	Item Description:	18" GRAB BARS COMFORT STATION 1
Revision(s):		Item Quantity:	0 Each

KOHLER

Kumin™
18" grab bar
K-24549



Technical Information

All product dimensions are nominal.

Material: Zinc, Stainless Steel

Notes

Install this product according to the installation instructions.

WARNING: Risk of personal injury. The wall plates on the grab bar must be mounted to a brace between the wall studs. This will ensure that the weight of the user is adequately supported.

ADA compliant when installed to the specific requirements of these regulations.

1-800-4KOHLER (1-800-456-4537)

Kohler Co. reserves the right to make revisions without notice to product specifications.

For the most current Specification Sheet, go to www.kohler.com.

8-23-2023 22:24 - US/CA/CN/IN/MX

THE BOLD LOOK
OF **KOHLER**

B-207

CHAMPALIMAUD

PROJECT NAME :	Atlantic Fields Golf Programming Project Manual		
Project #:	21028.05	Item Number:	B-301
Issue Date:	09/29/2023	Item Description:	36" GRAB BARS COMFORT STATION 2
Revision(s):		Item Quantity:	0 Each
		Item Quantity Locations:	
Manufacturer:	Kohler	Source:	Kohler
Address:	United States	Address:	United States
Phone:		Phone:	347-387-3761
Contact:	Lara Garahan	Contact:	Lara Garahan
E-mail:	lara.garahan@kohler.com	E-mail:	lara.garahan@kohler.com
Web:	kohler.com	Web:	kohler.com



Product: KUMIN 36" GRAB BAR
Model #: K-24551-BL
Color / Finish: MATTE BLACK
Size / Dimensions: 36"L x 2 3/4"D
Notes: REFER TO SPEC SHEET FOR ADDITIONAL INFORMATION

Required Item(s) for Designer Approval Prior to Fabrication :

<input checked="" type="checkbox"/> Cut Sheet

Instructions:

CHAMPALIMAUD

PROJECT NAME :	Atlantic Fields Golf Programming Project Manual		
Project #:	21028.05	Item Number:	B-301
Issue Date:	09/29/2023	Item Description:	36" GRAB BARS COMFORT STATION 2
Revision(s):		Item Quantity:	0 Each



Kumin™
36" grab bar
K-24551

Features

- Coordinates with other products in the Kumin® collection

Material

- Premium metal construction for durability and reliability
- KOHLER® finishes resist corrosion and tarnishing

Installation

- Mounting hardware and installation template included

Recommended Products/Accessories

K-23729 Stainless steel cleaner



ADA

Codes/Standards

ADA
ICC/ANSI A117.1

KOHLER® Faucet Lifetime Limited Warranty

See website for detailed warranty information.

Available Colors/Finishes

Color tiles intended for reference only.

Color	Code	Description
	CP	Polished Chrome
	BN	Vibrant® Brushed Nickel
	BL	Matte Black

1-800-4KOHLER (1-800-456-4537)
Kohler Co. reserves the right to make revisions without notice to product specifications.
For the most current Specification Sheet, go to www.kohler.com.
8-22-2023 22:37 - US/CA/CN/IN/MX

THE BOLD LOOK
OF **KOHLER**®

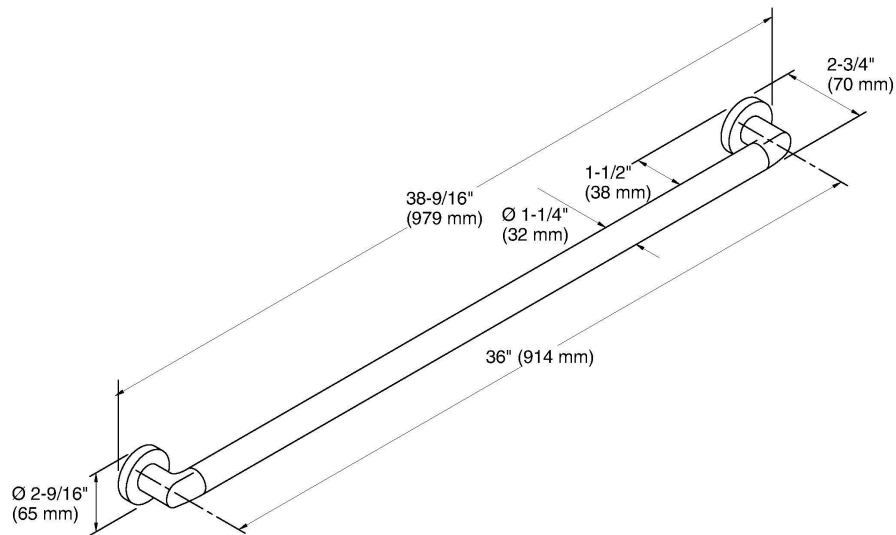
B-301

CHAMPALIMAUD

PROJECT NAME :	Atlantic Fields Golf Programming Project Manual		
Project #:	21028.05	Item Number:	B-301
Issue Date:	09/29/2023	Item Description:	36" GRAB BARS COMFORT STATION 2
Revision(s):		Item Quantity:	0 Each

KOHLER

Kumin™
36" grab bar
K-24551



Technical Information

All product dimensions are nominal.

Material: Zinc, Stainless Steel

Notes

Install this product according to the installation instructions.

WARNING: Risk of personal injury. The wall plates on the grab bar must be mounted to a brace between the wall studs. This will ensure that the weight of the user is adequately supported.

ADA compliant when installed to the specific requirements of these regulations.

1-800-4KOHLER (1-800-456-4537)

Kohler Co. reserves the right to make revisions without notice to product specifications.

For the most current Specification Sheet, go to www.kohler.com.

8-22-2023 22:37 - US/CA/CN/IN/MX

THE BOLD LOOK
OF **KOHLER**

B-301

CHAMPALIMAUD

PROJECT NAME :	Atlantic Fields Golf Programming Project Manual		
Project #:	21028.05	Item Number:	B-302
Issue Date:	09/29/2023	Item Description:	42" GRAB BARS COMFORT STATION 2
Revision(s):		Item Quantity:	0 Each
		Item Quantity Locations:	
Manufacturer:	Kohler	Source:	Kohler
Address:	United States	Address:	United States
Phone:		Phone:	347-387-3761
Contact:	Lara Garahan	Contact:	Lara Garahan
E-mail:	lara.garahan@kohler.com	E-mail:	lara.garahan@kohler.com
Web:	kohler.com	Web:	kohler.com



Product: KUMIN 42" GRAB BAR
Model #: K-22824-BL
Color / Finish: MATTE BLACK
Size / Dimensions: 42"L x 2 3/4"D
Notes: REFER TO SPEC SHEET FOR ADDITIONAL INFORMATION

Required Item(s) for Designer Approval Prior to Fabrication :

Cut Sheet

Instructions:

B-302

CHAMPALIMAUD

PROJECT NAME :	Atlantic Fields Golf Programming Project Manual		
Project #:	21028.05	Item Number:	B-302
Issue Date:	09/29/2023	Item Description:	42" GRAB BARS COMFORT STATION 2
Revision(s):		Item Quantity:	0 Each



Kumin™
42" grab bar
K-22824

Features

- Coordinates with other products in the Kumin® collection

Material

- Premium metal construction for durability and reliability
- KOHLER® finishes resist corrosion and tarnishing

Recommended Products/Accessories

K-23729 Stainless steel cleaner



ADA

Codes/Standards

ADA
ICC/ANSI A117.1

KOHLER® Faucet Lifetime Limited Warranty

See website for detailed warranty information.

Available Colors/Finishes

Color tiles intended for reference only.

Color	Code	Description
	CP	Polished Chrome
	BN	Vibrant® Brushed Nickel
	BL	Matte Black

1-800-4KOHLER (1-800-456-4537)
Kohler Co. reserves the right to make revisions without notice to product specifications.
For the most current Specification Sheet, go to www.kohler.com.
8-22-2023 22:21 - US/CA/CN/IN/MX

THE BOLD LOOK
OF **KOHLER**®

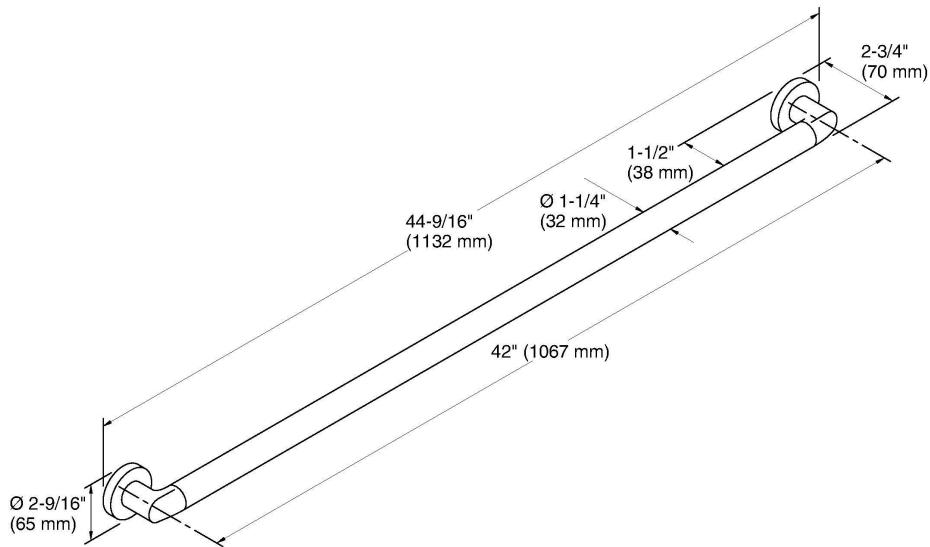
B-302

CHAMPALIMAUD

PROJECT NAME :	Atlantic Fields Golf Programming Project Manual		
Project #:	21028.05	Item Number:	B-302
Issue Date:	09/29/2023	Item Description:	42" GRAB BARS COMFORT STATION 2
Revision(s):		Item Quantity:	0 Each

KOHLER

Kumin™
42" grab bar
K-22824



Technical Information

All product dimensions are nominal.

Material: Stainless Steel, Zinc

Notes

Install this product according to the installation instructions.

WARNING: Risk of personal injury. The wall plates on the grab bar must be mounted to a brace between the wall studs. This will ensure that the weight of the user is adequately supported.

ADA compliant when installed to the specific requirements of these regulations.

1-800-4KOHLER (1-800-456-4537)
Kohler Co. reserves the right to make revisions without notice to product specifications.
For the most current Specification Sheet, go to www.kohler.com.
8-22-2023 22:21 - US/CA/CN/IN/MX

THE BOLD LOOK
OF **KOHLER**

CHAMPALIMAUD

PROJECT NAME :	Atlantic Fields Golf Programming Project Manual		
Project #:	21028.05	Item Number:	B-303
Issue Date:	09/29/2023	Item Description:	PAPER HOLDER COMFORT STATION 2
Revision(s):		Item Quantity:	0 Each
		Item Quantity Locations:	
Manufacturer:	Kohler	Source:	Kohler
Address:	United States	Address:	United States
Phone:		Phone:	347-387-3761
Contact:	Lara Garahan	Contact:	Lara Garahan
E-mail:	lara.garahan@kohler.com	E-mail:	lara.garahan@kohler.com
Web:	kohler.com	Web:	kohler.com



Product: KUMIN TOILET PAPER HOLDER
Model #: K-24546-BL
Color / Finish: MATTE BLACK
Size / Dimensions: 6 1/2"L x 2 7/8"D
Notes: REFER TO SPEC SHEET FOR ADDITIONAL INFORMATION

Required Item(s) for Designer Approval Prior to Fabrication :

Cut Sheet

Instructions:

B-303

CHAMPALIMAUD

PROJECT NAME :	Atlantic Fields Golf Programming Project Manual		
Project #:	21028.05	Item Number:	B-303
Issue Date:	09/29/2023	Item Description:	PAPER HOLDER COMFORT STATION 2
Revision(s):		Item Quantity:	0 Each



Kumin™
Toilet paper holder
K-24546

Features

- Coordinates with other products in the Kumin® collection
- Pivoting holder makes changing toilet paper quick and simple

Material

- Premium metal construction for durability and reliability
- KOHLER® finishes resist corrosion and tarnishing

Installation

- Mounting hardware and installation template included

Recommended Products/Accessories

K-23723 Faucet cleaner



Codes/Standards

None Applicable

KOHLER® Faucet Lifetime Limited Warranty

See website for detailed warranty information.

Available Colors/Finishes

Color tiles intended for reference only.

Color	Code	Description
	CP	Polished Chrome
	BN	Vibrant® Brushed Nickel
	BL	Matte Black

1-800-4KOHLER (1-800-456-4537)
Kohler Co. reserves the right to make revisions without notice to product specifications.
For the most current Specification Sheet, go to www.kohler.com.
8-5-2023 21:55 - US/CA/CN/IN/MX

THE BOLD LOOK
OF **KOHLER**®

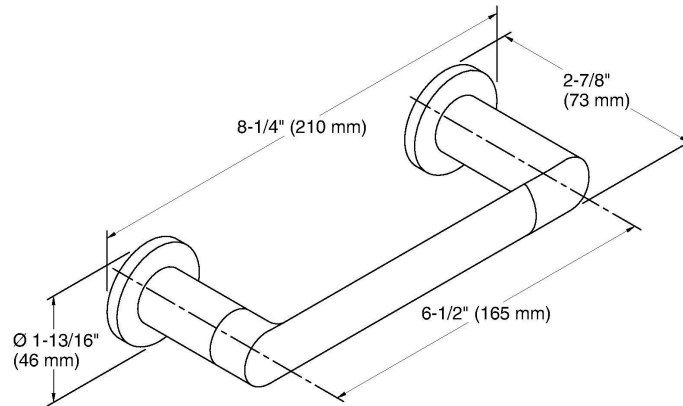
B-303

CHAMPALIMAUD

PROJECT NAME :	Atlantic Fields Golf Programming Project Manual		
Project #:	21028.05	Item Number:	B-303
Issue Date:	09/29/2023	Item Description:	PAPER HOLDER COMFORT STATION 2
Revision(s):		Item Quantity:	0 Each

KOHLER[®]

Kumin™
Toilet paper holder
K-24546



Technical Information
All product dimensions are nominal.
Material: Zinc

Notes
Install this product according to the installation instructions.
CAUTION: Risk of personal injury. Do not install these products in any area where they are likely to be used inadvertently as a grab bar or support bar. These products are not designed or intended for use as a grab bar or support bar.

1-800-4KOHLER (1-800-456-4537)
Kohler Co. reserves the right to make revisions without notice to product specifications.
For the most current Specification Sheet, go to www.kohler.com.
8-5-2023 21:55 - US/CA/CN/IN/MX

THE BOLD LOOK
OF **KOHLER**[®]

B-303

CHAMPALIMAUD

PROJECT NAME :	Atlantic Fields Golf Programming Project Manual		
Project #:	21028.05	Item Number:	B-304
Issue Date:	09/29/2023	Item Description:	HOOK COMFORT STATION 2
Revision(s):		Item Quantity:	0 Each
		Item Quantity Locations:	
Manufacturer:	Kohler	Source:	Kohler
Address:	United States	Address:	United States
Phone:		Phone:	347-387-3761
Contact:	Lara Garahan	Contact:	Lara Garahan
E-mail:	lara.garahan@kohler.com	E-mail:	lara.garahan@kohler.com
Web:	kohler.com	Web:	kohler.com



Product: KUMIN ROBE HOOK
Model #: K-97897-BL
Color / Finish: MATTE BLACK
Size / Dimensions: 2 9/16"H x 3 5/16"D
Notes: REFER TO SPEC SHEET FOR ADDITIONAL INFORMATION

Required Item(s) for Designer Approval Prior to Fabrication :

Cut Sheet

Instructions:

B-304

CHAMPALIMAUD

PROJECT NAME :	Atlantic Fields Golf Programming Project Manual		
Project #:	21028.05	Item Number:	B-304
Issue Date:	09/29/2023	Item Description:	HOOK COMFORT STATION 2
Revision(s):		Item Quantity:	0 Each

KOHLER

Kumin™
robe hook
K-97897

Features

- Coordinates with other products in the Kumin® collection

Material

- Premium metal construction for durability and reliability
- KOHLER® finishes resist corrosion and tarnishing

Installation

- Mounting hardware included

Recommended Products/Accessories

K-23723 Faucet cleaner



Codes/Standards

None Applicable

KOHLER® Faucet Lifetime Limited Warranty

See website for detailed warranty information.

Available Colors/Finishes

Color tiles intended for reference only.

Color	Code	Description
	CP	Polished Chrome
	BN	Vibrant® Brushed Nickel
	BL	Matte Black

1-800-4KOHLER (1-800-456-4537)
Kohler Co. reserves the right to make revisions without notice to product specifications.
For the most current Specification Sheet, go to www.kohler.com.
8-5-2023 03:31 - US/CA/CN/IN/MX

THE BOLD LOOK
OF **KOHLER**

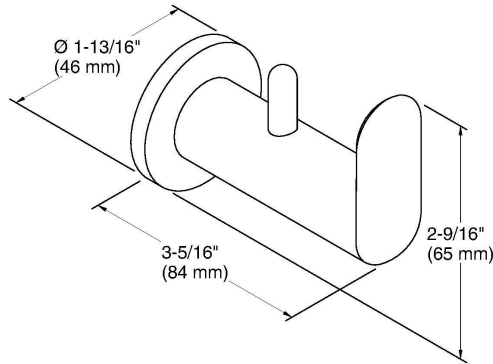
B-304

CHAMPALIMAUD

PROJECT NAME :	Atlantic Fields Golf Programming Project Manual		
Project #:	21028.05	Item Number:	B-304
Issue Date:	09/29/2023	Item Description:	HOOK COMFORT STATION 2
Revision(s):		Item Quantity:	0 Each

KOHLER[®]

Kumin™
robe hook
K-97897



Technical Information
All product dimensions are nominal.
Material: Zinc

Notes
Install this product according to the installation instructions.
CAUTION: Risk of personal injury. Do not install these products in any area where they are likely to be used inadvertently as a grab bar or support bar. These products are not designed or intended for use as a grab bar or support bar.

1-800-4KOHLER (1-800-456-4537)
Kohler Co. reserves the right to make revisions without notice to product specifications.
For the most current Specification Sheet, go to www.kohler.com.
8-5-2023 03:31 - US/CA/CN/IN/MX

THE BOLD LOOK
OF **KOHLER**[®]

B-304

CHAMPALIMAUD

PROJECT NAME :	Atlantic Fields Golf Programming Project Manual		
Project #:	21028.05	Item Number:	B-305
Issue Date:	09/29/2023	Item Description:	SANITARY DISPOSAL COMFORT STATION 2
Revision(s):		Item Quantity:	0 Each
		Item Quantity Locations:	
Manufacturer:	Bobrick	Source:	Bobrick
Address:	United States	Address:	United States
Phone:		Phone:	
Contact:		Contact:	
E-mail:		E-mail:	
Web:	https://www.bobrick.com/	Web:	https://www.bobrick.com/



Product: RECESSED SANITRY NAPKIN DISPOSAL
Model #: B-35303
Color / Finish: STAINLESS STEEL
Size / Dimensions: 13" W x 18-15/16" H x 4-3/16" D
Notes: REFER TO SPEC SHEET FOR ADDITIONAL INFORMATION

Required Item(s) for Designer Approval Prior to Fabrication :

<input checked="" type="checkbox"/> Cut Sheet

Instructions:

CHAMPALIMAUD

PROJECT NAME :		Atlantic Fields Golf Programming Project Manual	
Project #:	21028.05	Item Number:	B-306
Issue Date:	09/29/2023	Item Description:	BABY CHANGING STATION COMFORT STATION 2
Revision(s):		Item Quantity:	0 Each
		Item Quantity Locations:	
Manufacturer:	KOALA KARE	Source:	KOALA KARE UAE
Address:	United States	Address:	GRG Business Centre Oud Metha Building Office No. 2, Dubai healthcare city Dubai, United Arab Emirates
Phone:		Phone:	971.4.2245818
Contact:		Contact:	Fred Sylvester
E-mail:		E-mail:	Fred@sylvester-assoc.com
Web:		Web:	



Product:	BABY CHANGING STATION - ADA
Model #	KB310-SSRE
Color / Finish:	STAINLESS STEEL
Size / Dimensions:	4" D X 37 1/16" W X 21 5/8" H
Notes:	REFER TO SPEC SHEET FOR ADDITIONAL INFORMATION

Required Item(s) for Designer Approval Prior to Fabrication :

Cut Sheet

Instructions:

CHAMPALIMAUD

PROJECT NAME :	Atlantic Fields Golf Programming Project Manual		
Project #:	21028.05	Item Number:	B-307
Issue Date:	09/29/2023	Item Description:	18" GRAB BARS COMFORT STATION 2
Revision(s):		Item Quantity:	0 Each
		Item Quantity Locations:	
Manufacturer:	Kohler	Source:	Kohler
Address:	United States	Address:	United States
Phone:		Phone:	347-387-3761
Contact:	Lara Garahan	Contact:	Lara Garahan
E-mail:	lara.garahan@kohler.com	E-mail:	lara.garahan@kohler.com
Web:	kohler.com	Web:	kohler.com



Product: KUMIN 18" GRAB BAR
Model #: K-24549-BL
Color / Finish: MATTE BLACK
Size / Dimensions: 18"L x 2 3/4"D
Notes: REFER TO SPEC SHEET FOR ADDITIONAL INFORMATION

Required Item(s) for Designer Approval Prior to Fabrication :

Cut Sheet

Instructions:

B-307

CHAMPALIMAUD

PROJECT NAME :	Atlantic Fields Golf Programming Project Manual		
Project #:	21028.05	Item Number:	B-307
Issue Date:	09/29/2023	Item Description:	18" GRAB BARS COMFORT STATION 2
Revision(s):		Item Quantity:	0 Each



Kumin™
18" grab bar
K-24549

Features

- Coordinates with other products in the Kumin® collection

Material

- Premium metal construction for durability and reliability
- KOHLER® finishes resist corrosion and tarnishing

Installation

- Mounting hardware and installation template included

Recommended Products/Accessories

K-23729 Stainless steel cleaner



ADA

Codes/Standards

ADA
ICC/ANSI A117.1

KOHLER® Faucet Lifetime Limited Warranty

See website for detailed warranty information.

Available Colors/Finishes

Color tiles intended for reference only.

Color	Code	Description
	CP	Polished Chrome
	BN	Vibrant® Brushed Nickel
	BL	Matte Black

1-800-4KOHLER (1-800-456-4537)
Kohler Co. reserves the right to make revisions without notice to product specifications.
For the most current Specification Sheet, go to www.kohler.com.
8-23-2023 22:24 - US/CA/CN/IN/MX

THE BOLD LOOK
OF **KOHLER**®

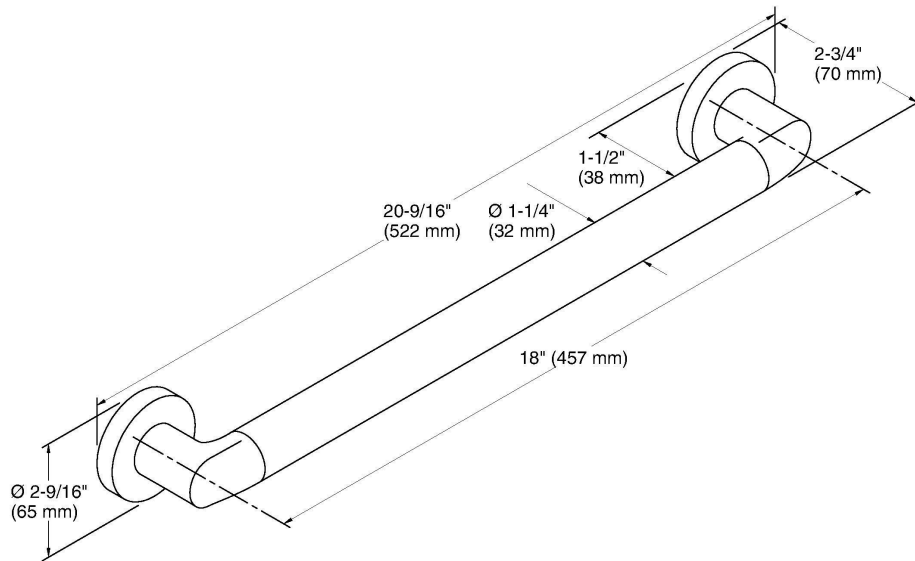
B-307

CHAMPALIMAUD

PROJECT NAME :	Atlantic Fields Golf Programming Project Manual		
Project #:	21028.05	Item Number:	B-307
Issue Date:	09/29/2023	Item Description:	18" GRAB BARS COMFORT STATION 2
Revision(s):		Item Quantity:	0 Each

KOHLER

Kumin™
18" grab bar
K-24549



Technical Information

All product dimensions are nominal.

Material: Zinc, Stainless Steel

Notes

Install this product according to the installation instructions.

WARNING: Risk of personal injury. The wall plates on the grab bar must be mounted to a brace between the wall studs. This will ensure that the weight of the user is adequately supported.

ADA compliant when installed to the specific requirements of these regulations.

1-800-4KOHLER (1-800-456-4537)
Kohler Co. reserves the right to make revisions without notice to product specifications.
For the most current Specification Sheet, go to www.kohler.com.
8-23-2023 22:24 - US/CA/CN/IN/MX

THE BOLD LOOK
OF **KOHLER**

B-307

CHAMPALIMAUD

PROJECT NAME :	Atlantic Fields Golf Programming Project Manual		
Project #:	21028.05	Item Number:	B-501
Issue Date:	09/29/2023	Item Description:	36" GRAB BARS PERFORMANCE
Revision(s):		Item Quantity:	0 Each
		Item Quantity Locations:	
Manufacturer:	Kohler	Source:	Kohler
Address:	United States	Address:	United States
Phone:		Phone:	347-387-3761
Contact:	Lara Garahan	Contact:	Lara Garahan
E-mail:	lara.garahan@kohler.com	E-mail:	lara.garahan@kohler.com
Web:	kohler.com	Web:	kohler.com



Product: KUMIN 36" GRAB BAR
Model #: K-24551-BN
Color / Finish: VIBRANT BRUSHED NICKEL
Size / Dimensions: 36"L x 2 3/4"D
Notes: REFER TO SPEC SHEET FOR ADDITIONAL INFORMATION

Required Item(s) for Designer Approval Prior to Fabrication :

<input checked="" type="checkbox"/> Cut Sheet

Instructions:

CHAMPALIMAUD

PROJECT NAME :	Atlantic Fields Golf Programming Project Manual		
Project #:	21028.05	Item Number:	B-501
Issue Date:	09/29/2023	Item Description:	36" GRAB BARS PERFORMANCE
Revision(s):		Item Quantity:	0 Each

KOHLER

Kumin™
36" grab bar
K-24551

Features

- Coordinates with other products in the Kumin® collection

Material

- Premium metal construction for durability and reliability
- KOHLER® finishes resist corrosion and tarnishing

Installation

- Mounting hardware and installation template included

Recommended Products/Accessories

K-23729 Stainless steel cleaner



ADA

Codes/Standards

ADA
ICC/ANSI A117.1

KOHLER® Faucet Lifetime Limited Warranty

See website for detailed warranty information.

Available Colors/Finishes

Color tiles intended for reference only.

Color	Code	Description
	CP	Polished Chrome
	BN	Vibrant® Brushed Nickel
	BL	Matte Black

1-800-4KOHLER (1-800-456-4537)
Kohler Co. reserves the right to make revisions without notice to product specifications.
For the most current Specification Sheet, go to www.kohler.com.
8-22-2023 22:37 - US/CA/CN/IN/MX

THE BOLD LOOK
OF **KOHLER**

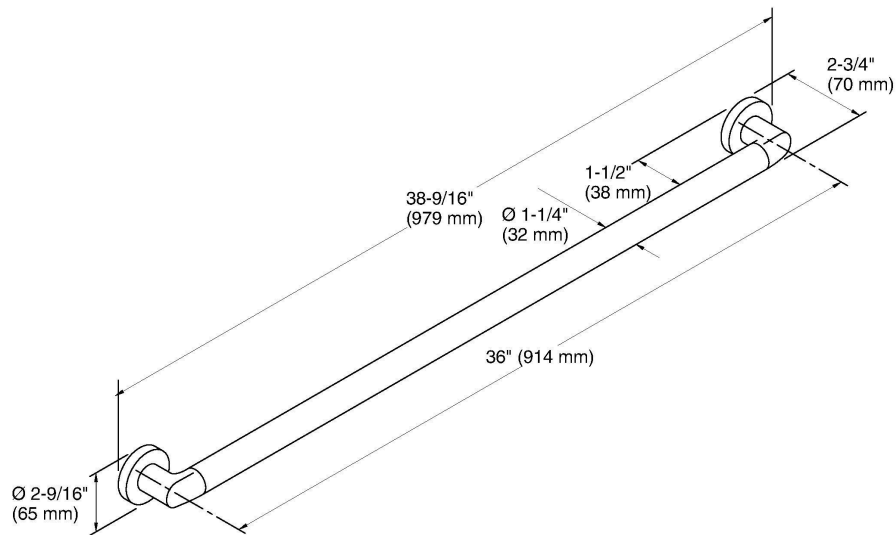
B-501

CHAMPALIMAUD

PROJECT NAME :	Atlantic Fields Golf Programming Project Manual		
Project #:	21028.05	Item Number:	B-501
Issue Date:	09/29/2023	Item Description:	36" GRAB BARS PERFORMANCE
Revision(s):		Item Quantity:	0 Each

KOHLER

Kumin™
36" grab bar
K-24551



Technical Information

All product dimensions are nominal.

Material: Zinc, Stainless Steel

Notes

Install this product according to the installation instructions.

WARNING: Risk of personal injury. The wall plates on the grab bar must be mounted to a brace between the wall studs. This will ensure that the weight of the user is adequately supported.

ADA compliant when installed to the specific requirements of these regulations.

1-800-4KOHLER (1-800-456-4537)

Kohler Co. reserves the right to make revisions without notice to product specifications.

For the most current Specification Sheet, go to www.kohler.com.

8-22-2023 22:37 - US/CA/CN/IN/MX

THE BOLD LOOK
OF **KOHLER**

B-501

CHAMPALIMAUD

PROJECT NAME :	Atlantic Fields Golf Programming Project Manual		
Project #:	21028.05	Item Number:	B-502
Issue Date:	09/29/2023	Item Description:	42" GRAB BARS PERFORMANCE
Revision(s):		Item Quantity:	0 Each
		Item Quantity Locations:	
Manufacturer:	Kohler	Source:	Kohler
Address:	United States	Address:	United States
Phone:		Phone:	347-387-3761
Contact:	Lara Garahan	Contact:	Lara Garahan
E-mail:	lara.garahan@kohler.com	E-mail:	lara.garahan@kohler.com
Web:	kohler.com	Web:	kohler.com



Product: KUMIN 42" GRAB BAR
Model #: K-22824-BN
Color / Finish: VIBRANT BRUSHED NICKEL
Size / Dimensions: 42"L x 2 3/4"D
Notes: REFER TO SPEC SHEET FOR ADDITIONAL INFORMATION

Required Item(s) for Designer Approval Prior to Fabrication :

Cut Sheet

Instructions:

CHAMPALIMAUD

PROJECT NAME :	Atlantic Fields Golf Programming Project Manual		
Project #:	21028.05	Item Number:	B-502
Issue Date:	09/29/2023	Item Description:	42" GRAB BARS PERFORMANCE
Revision(s):		Item Quantity:	0 Each

KOHLER®

Kumin™
42" grab bar
K-22824

Features

- Coordinates with other products in the Kumin® collection

Material

- Premium metal construction for durability and reliability
- KOHLER® finishes resist corrosion and tarnishing

Recommended Products/Accessories

K-23729 Stainless steel cleaner



ADA

Codes/Standards

ADA
ICC/ANSI A117.1

KOHLER® Faucet Lifetime Limited Warranty

See website for detailed warranty information.

Available Colors/Finishes

Color tiles intended for reference only.

Color	Code	Description
	CP	Polished Chrome
	BN	Vibrant® Brushed Nickel
	BL	Matte Black

1-800-4KOHLER (1-800-456-4537)
Kohler Co. reserves the right to make revisions without notice to product specifications.
For the most current Specification Sheet, go to www.kohler.com.
8-22-2023 22:21 - US/CA/CN/IN/MX

THE BOLD LOOK
OF **KOHLER**®

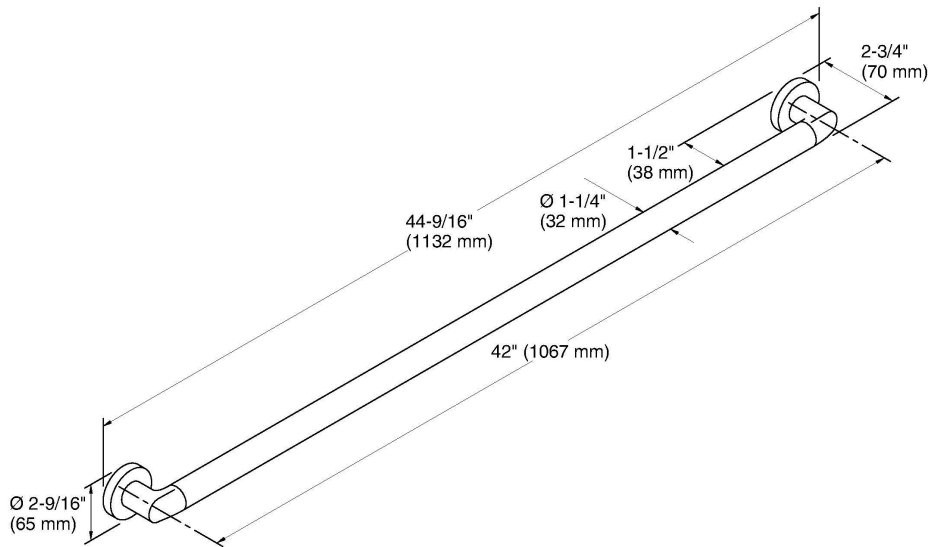
B-502

CHAMPALIMAUD

PROJECT NAME :	Atlantic Fields Golf Programming Project Manual		
Project #:	21028.05	Item Number:	B-502
Issue Date:	09/29/2023	Item Description:	42" GRAB BARS PERFORMANCE
Revision(s):		Item Quantity:	0 Each

KOHLER

Kumin™
42" grab bar
K-22824



Technical Information

All product dimensions are nominal.

Material: Stainless Steel, Zinc

Notes

Install this product according to the installation instructions.

WARNING: Risk of personal injury. The wall plates on the grab bar must be mounted to a brace between the wall studs. This will ensure that the weight of the user is adequately supported.

ADA compliant when installed to the specific requirements of these regulations.

1-800-4KOHLER (1-800-456-4537)

Kohler Co. reserves the right to make revisions without notice to product specifications.

For the most current Specification Sheet, go to www.kohler.com.

8-22-2023 22:21 - US/CA/CN/IN/MX

THE BOLD LOOK
OF **KOHLER**

B-502

CHAMPALIMAUD

PROJECT NAME :	Atlantic Fields Golf Programming Project Manual		
Project #:	21028.05	Item Number:	B-503
Issue Date:	09/29/2023	Item Description:	PAPER HOLDER PERFORMANCE
Revision(s):		Item Quantity:	0 Each
		Item Quantity Locations:	
Manufacturer:	Kohler	Source:	Kohler
Address:	United States	Address:	United States
Phone:		Phone:	347-387-3761
Contact:	Lara Garahan	Contact:	Lara Garahan
E-mail:	lara.garahan@kohler.com	E-mail:	lara.garahan@kohler.com
Web:	kohler.com	Web:	kohler.com



Product: KUMIN TOILET PAPER HOLDER
Model #: K-24546-BN
Color / Finish: VIBRANT BRUSHED NICKEL
Size / Dimensions: 6 1/2"L x 2 7/8"D
Notes: REFER TO SPEC SHEET FOR ADDITIONAL INFORMATION

Required Item(s) for Designer Approval Prior to Fabrication :

Cut Sheet

Instructions:

B-503

CHAMPALIMAUD

PROJECT NAME :	Atlantic Fields Golf Programming Project Manual		
Project #:	21028.05	Item Number:	B-503
Issue Date:	09/29/2023	Item Description:	PAPER HOLDER PERFORMANCE
Revision(s):		Item Quantity:	0 Each

KOHLER

Kumin™
Toilet paper holder
K-24546

Features

- Coordinates with other products in the Kumin® collection
- Pivoting holder makes changing toilet paper quick and simple

Material

- Premium metal construction for durability and reliability
- KOHLER® finishes resist corrosion and tarnishing

Installation

- Mounting hardware and installation template included

Recommended Products/Accessories

K-23723 Faucet cleaner



Codes/Standards

None Applicable

KOHLER® Faucet Lifetime Limited Warranty

See website for detailed warranty information.

Available Colors/Finishes

Color tiles intended for reference only.

Color	Code	Description
	CP	Polished Chrome
	BN	Vibrant® Brushed Nickel
	BL	Matte Black

1-800-4KOHLER (1-800-456-4537)

Kohler Co. reserves the right to make revisions without notice to product specifications.

For the most current Specification Sheet, go to www.kohler.com.

8-5-2023 21:55 - US/CA/CN/IN/MX

THE BOLD LOOK
OF **KOHLER**

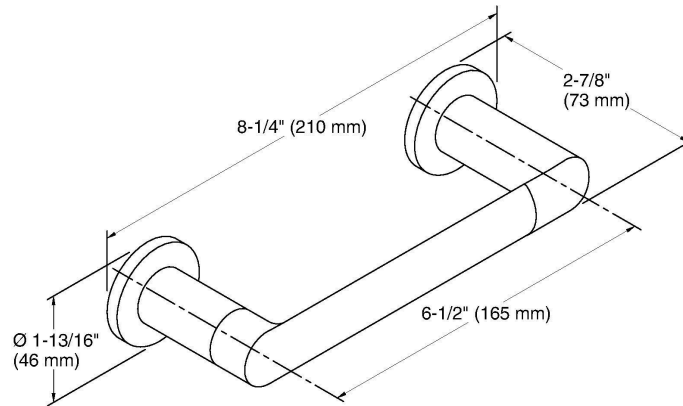
B-503

CHAMPALIMAUD

PROJECT NAME :	Atlantic Fields Golf Programming Project Manual		
Project #:	21028.05	Item Number:	B-503
Issue Date:	09/29/2023	Item Description:	PAPER HOLDER PERFORMANCE
Revision(s):		Item Quantity:	0 Each

KOHLER[®]

Kumin™
Toilet paper holder
K-24546



Technical Information
All product dimensions are nominal.
Material: Zinc

Notes
Install this product according to the installation instructions.
CAUTION: Risk of personal injury. Do not install these products in any area where they are likely to be used inadvertently as a grab bar or support bar. These products are not designed or intended for use as a grab bar or support bar.

1-800-4KOHLER (1-800-456-4537)
Kohler Co. reserves the right to make revisions without notice to product specifications.
For the most current Specification Sheet, go to www.kohler.com.
8-5-2023 21:55 - US/CA/CN/IN/MX

THE BOLD LOOK
OF **KOHLER**[®]

B-503

CHAMPALIMAUD

PROJECT NAME :	Atlantic Fields Golf Programming Project Manual		
Project #:	21028.05	Item Number:	B-504
Issue Date:	09/29/2023	Item Description:	HOOK PERFORMANCE
Revision(s):		Item Quantity:	0 Each
		Item Quantity Locations:	
Manufacturer:	Kohler	Source:	Kohler
Address:	United States	Address:	United States
Phone:		Phone:	347-387-3761
Contact:	Lara Garahan	Contact:	Lara Garahan
E-mail:	lara.garahan@kohler.com	E-mail:	lara.garahan@kohler.com
Web:	kohler.com	Web:	kohler.com



Product: KUMIN ROBE HOOK
Model #: K-97897-BN
Color / Finish: VIBRANT BRUSHED NICKEL
Size / Dimensions: 2 9/16"H x 3 5/16"D
Notes: REFER TO SPEC SHEET FOR ADDITIONAL INFORMATION

Required Item(s) for Designer Approval Prior to Fabrication :

Cut Sheet

Instructions:

B-504

CHAMPALIMAUD

PROJECT NAME :	Atlantic Fields Golf Programming Project Manual		
Project #:	21028.05	Item Number:	B-504
Issue Date:	09/29/2023	Item Description:	HOOK PERFORMANCE
Revision(s):		Item Quantity:	0 Each

KOHLER

Kumin™
robe hook
K-97897

Features

- Coordinates with other products in the Kumin® collection

Material

- Premium metal construction for durability and reliability
- KOHLER® finishes resist corrosion and tarnishing

Installation

- Mounting hardware included

Recommended Products/Accessories

K-23723 Faucet cleaner



Codes/Standards

None Applicable

KOHLER® Faucet Lifetime Limited Warranty

See website for detailed warranty information.

Available Colors/Finishes

Color tiles intended for reference only.

Color	Code	Description
	CP	Polished Chrome
	BN	Vibrant® Brushed Nickel
	BL	Matte Black

1-800-4KOHLER (1-800-456-4537)
Kohler Co. reserves the right to make revisions without notice to product specifications.
For the most current Specification Sheet, go to www.kohler.com.
8-5-2023 03:31 - US/CA/CN/IN/MX

THE BOLD LOOK
OF **KOHLER**

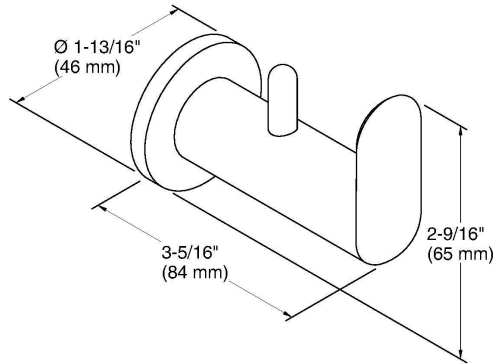
B-504

CHAMPALIMAUD

PROJECT NAME :	Atlantic Fields Golf Programming Project Manual		
Project #:	21028.05	Item Number:	B-504
Issue Date:	09/29/2023	Item Description:	HOOK PERFORMANCE
Revision(s):		Item Quantity:	0 Each

KOHLER[®]

Kumin™
robe hook
K-97897



Technical Information
All product dimensions are nominal.
Material: Zinc

Notes
Install this product according to the installation instructions.
CAUTION: Risk of personal injury. Do not install these products in any area where they are likely to be used inadvertently as a grab bar or support bar. These products are not designed or intended for use as a grab bar or support bar.

1-800-4KOHLER (1-800-456-4537)
Kohler Co. reserves the right to make revisions without notice to product specifications.
For the most current Specification Sheet, go to www.kohler.com.
8-5-2023 03:31 - US/CA/CN/IN/MX

THE BOLD LOOK
OF **KOHLER**[®]

B-504

CHAMPALIMAUD

PROJECT NAME :	Atlantic Fields Golf Programming Project Manual		
Project #:	21028.05	Item Number:	B-505
Issue Date:	09/29/2023	Item Description:	SANITARY DISPOSAL PERFORMANCE
Revision(s):		Item Quantity:	0 Each
		Item Quantity Locations:	
Manufacturer:	Bobrick	Source:	Bobrick
Address:	United States	Address:	United States
Phone:		Phone:	
Contact:		Contact:	
E-mail:		E-mail:	
Web:	https://www.bobrick.com/	Web:	https://www.bobrick.com/



Product: RECESSED SANITRY NAPKIN DISPOSAL
Model #: B-35303
Color / Finish: STAINLESS STEEL
Size / Dimensions: 13" W x 18-15/16" H x 4-3/16" D
Notes: REFER TO SPEC SHEET FOR ADDITIONAL INFORMATION

Required Item(s) for Designer Approval Prior to Fabrication :

<input checked="" type="checkbox"/> Cut Sheet

Instructions:

CHAMPALIMAUD

PROJECT NAME :	Atlantic Fields Golf Programming Project Manual		
Project #:	21028.05	Item Number:	B-506
Issue Date:	09/29/2023	Item Description:	BABY CHANGING STATION PERFORMANCE
Revision(s):		Item Quantity:	0 Each
		Item Quantity Locations:	
Manufacturer:	KOALA KARE	Source:	KOALA KARE UAE
Address:	United States	Address:	GRG Business Centre Oud Metha Building Office No. 2, Dubai healthcare city Dubai, United Arab Emirates
Phone:		Phone:	971.4.2245818
Contact:		Contact:	Fred Sylvester
E-mail:		E-mail:	Fred@sylvester-assoc.com
Web:		Web:	



Product:	BABY CHANGING STATION - ADA
Model #	KB310-SSRE
Color / Finish:	STAINLESS STEEL
Size / Dimensions:	4" D X 37 1/16" W X 21 5/8" H
Notes:	REFER TO SPEC SHEET FOR ADDITIONAL INFORMATION

Required Item(s) for Designer Approval Prior to Fabrication :

Cut Sheet

Instructions:

CHAMPALIMAUD

PROJECT NAME :	Atlantic Fields Golf Programming Project Manual		
Project #:	21028.05	Item Number:	B-507
Issue Date:	09/29/2023	Item Description:	18" GRAB BARS PERFORMANCE
Revision(s):		Item Quantity:	0 Each
		Item Quantity Locations:	
Manufacturer:	Kohler	Source:	Kohler
Address:	United States	Address:	United States
Phone:		Phone:	347-387-3761
Contact:	Lara Garahan	Contact:	Lara Garahan
E-mail:	lara.garahan@kohler.com	E-mail:	lara.garahan@kohler.com
Web:	kohler.com	Web:	kohler.com



Product: KUMIN 18" GRAB BAR
Model #: K-24549-BN
Color / Finish: VIBRANT BRUSHED NICKEL
Size / Dimensions: 18"L x 2 3/4"D
Notes: REFER TO SPEC SHEET FOR ADDITIONAL INFORMATION

Required Item(s) for Designer Approval Prior to Fabrication :

Cut Sheet

Instructions:

B-507

CHAMPALIMAUD

PROJECT NAME :	Atlantic Fields Golf Programming Project Manual		
Project #:	21028.05	Item Number:	B-507
Issue Date:	09/29/2023	Item Description:	18" GRAB BARS PERFORMANCE
Revision(s):		Item Quantity:	0 Each

KOHLER®

Kumin™
18" grab bar
K-24549

Features

- Coordinates with other products in the Kumin® collection

Material

- Premium metal construction for durability and reliability
- KOHLER® finishes resist corrosion and tarnishing

Installation

- Mounting hardware and installation template included

Recommended Products/Accessories

K-23729 Stainless steel cleaner



ADA

Codes/Standards

ADA
ICC/ANSI A117.1

KOHLER® Faucet Lifetime Limited Warranty

See website for detailed warranty information.

Available Colors/Finishes

Color tiles intended for reference only.

Color	Code	Description
	CP	Polished Chrome
	BN	Vibrant® Brushed Nickel
	BL	Matte Black

1-800-4KOHLER (1-800-456-4537)
Kohler Co. reserves the right to make revisions without notice to product specifications.
For the most current Specification Sheet, go to www.kohler.com.
8-23-2023 22:24 - US/CA/CN/IN/MX

THE BOLD LOOK
OF **KOHLER**®

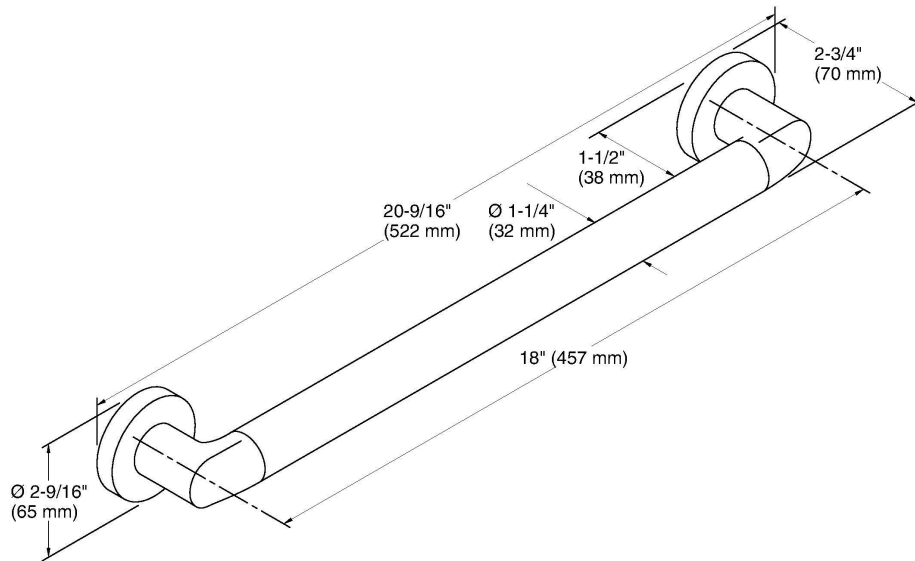
B-507

CHAMPALIMAUD

PROJECT NAME :	Atlantic Fields Golf Programming Project Manual		
Project #:	21028.05	Item Number:	B-507
Issue Date:	09/29/2023	Item Description:	18" GRAB BARS PERFORMANCE
Revision(s):		Item Quantity:	0 Each

KOHLER

Kumin™
18" grab bar
K-24549



Technical Information

All product dimensions are nominal.

Material: Zinc, Stainless Steel

Notes

Install this product according to the installation instructions.

WARNING: Risk of personal injury. The wall plates on the grab bar must be mounted to a brace between the wall studs. This will ensure that the weight of the user is adequately supported.

ADA compliant when installed to the specific requirements of these regulations.

1-800-4KOHLER (1-800-456-4537)

Kohler Co. reserves the right to make revisions without notice to product specifications.

For the most current Specification Sheet, go to www.kohler.com.

8-23-2023 22:24 - US/CA/CN/IN/MX

THE BOLD LOOK
OF **KOHLER**

B-507

CHAMPALIMAUD

PROJECT NAME :	Atlantic Fields Golf Programming Project Manual		
Project #:	21028.05	Item Number:	B-508
Issue Date:	09/29/2023	Item Description:	SHOWER PULL PERFORMANCE
Revision(s):	10/18/2023 (1)	Item Quantity:	0 Each
		Item Quantity Locations:	
Manufacturer:	CRL - USA	Source:	CRL - USA
Address:	2503 E VERNON AVENUE LOS ANGELES, CA 90058-1826 United States	Address:	2503 E VERNON AVENUE LOS ANGELES, CA 90058-1826 United States
Phone:	800-421-6144	Phone:	800-421-6144
Contact:		Contact:	
E-mail:		E-mail:	
Web:		Web:	



Product: 24" BM SERIES BACK TO BACK TOWEL BAR WITHOUT METAL WASHERS
Model # BM24X24PN
Color / Finish: POLISHED NICKEL
Size / Dimensions: 24"L X 2-1/2" D
Notes: REFER TO SPEC SHEET FOR ADDITIONAL INFORMATION

Required Item(s) for Designer Approval Prior to Fabrication :

Cut Sheet

Instructions:

B-508

CHAMPALIMAUD

PROJECT NAME :	Atlantic Fields Golf Programming Project Manual		
Project #:	21028.05	Item Number:	B-509
Issue Date:	09/29/2023	Item Description:	SHOWER HINGE PERFORMANCE
Revision(s):		Item Quantity:	0 Each
		Item Quantity Locations:	
Manufacturer:	CRL - USA	Source:	CRL - USA
Address:	2503 E VERNON AVENUE LOS ANGELES, CA 90058-1826 United States	Address:	2503 E VERNON AVENUE LOS ANGELES, CA 90058-1826 United States
Phone:	800-421-6144	Phone:	800-421-6144
Contact:		Contact:	
E-mail:		E-mail:	
Web:		Web:	



Product:	WALL MOUNT FULL BACK PLATE HINGE
Model #	V1E037CH
Color / Finish:	POLISHED NICKEL
Size / Dimensions:	2-1/4"W X 3-15/16"H - PER CUTSHEET
Notes:	REFER TO SPEC SHEET FOR ADDITIONAL INFORMATION

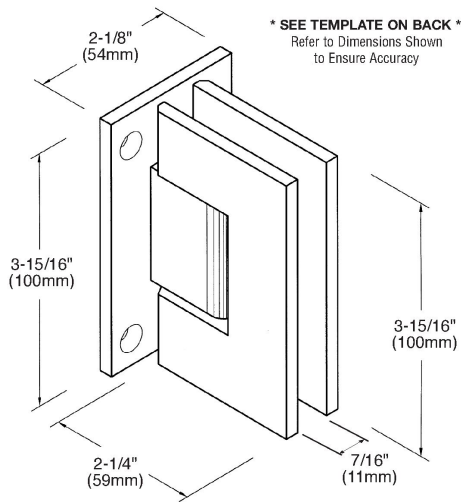
Required Item(s) for Designer Approval Prior to Fabrication :

Cut Sheet

Instructions:

CHAMPALIMAUD

PROJECT NAME :	Atlantic Fields Golf Programming Project Manual		
Project #:	21028.05	Item Number:	B-509
Issue Date:	09/29/2023	Item Description:	SHOWER HINGE PERFORMANCE
Revision(s):		Item Quantity:	0 Each



VIENNA
Wall Mount Hinge
CAT. NO. VIE037

***NOTE:** Do not exceed either maximum weight or width when choosing proper quantity of hinges.

For Technical Assistance in the United States and Canada 1.800.421.6144. Press 2, then option 1
C.R. Laurence Co., Inc. • 2503 E. Vernon Ave., Los Angeles, CA 90058 • 1.800.421.6144 • crlaurence.com

Important Information:

- 1) This Hinge contains a dual degree pivot pin. The pivot pin is set for normal door closing position. You have the option of altering the closing position of the door 5 degrees inward by utilizing the opposite side of the pivot pin, which has been pre-machined. Special order custom pivot pins are available (Cat.No. VIEPIN) that can be machined at any angle up to 45 degrees.
- 2) The Vienna Hinge is designed to accommodate two types of cut-outs in the glass. If the two steel pins in the body of the Hinge are left in place, the "mouse ear" cut-out option should be used. This application is recommended to prevent slippage. If the two steel pins are removed, the rectangular cut-out option can be utilized. at any angle up to 45 degrees.

Specifications:

Glass Sizes:	3/8" (10mm) to 1/2" (12mm) thick tempered safety glass
Construction:	Solid brass
Closing Type:	Self-centering when within 15° of closed position
Cutout Required	
Includes:	Gaskets, screws and template

Maximum Door Capacities for Two Hinges or Three Hinges

Maximum Door Weight:	110 lbs.(50 kg)	140 lbs.(64 kg)
Maximum Door Width:	36"(914mm)	36"(914mm)

Use of Gaskets:

- For 3/8" (10mm) Glass: Use one thick gasket on each side
- For 1/2" (12mm) Glass: Use one thin gasket on each side

Recommendations:

For public safety, we recommend the use of only tempered safety glass. Do not use power tools when installing these hinges.

Maintenance Guidelines:

- Our hinges are greased at the factory for quiet and trouble-free operation. If there is any squeaking that occurs after installation, put a drop of "3 in 1 Oil" (also known as "household oil") on the white nylon washer that the hinge body pivots on. This washer is the component that acts as a buffer, so the body of the hinge doesn't pivot directly on the brass center block. This solution doesn't require the disassembly of the hinge. **Note: Do not use spray lubricant on these hinges.** If the hinge has been disassembled, upon re-assembly, use white lithium grease to lubricate the interior mechanism.
- Never use an abrasive cleaner on the hardware. Many of the components are coated with a clear lacquer that will be irreparably damaged if subjected to harsh, abrasive chemicals. Advise your customer that drying the hardware with a clean, soft towel on a daily basis is the best way to maintain the hardware. If mineral deposits build-up, mix a couple of drops of a mild liquid soap (such as Ivory or a similar product) into a cup of warm water. Using a soft, non-abrasive cloth, clean the hardware. Rinse thoroughly with clean, warm water and dry.

4E-5

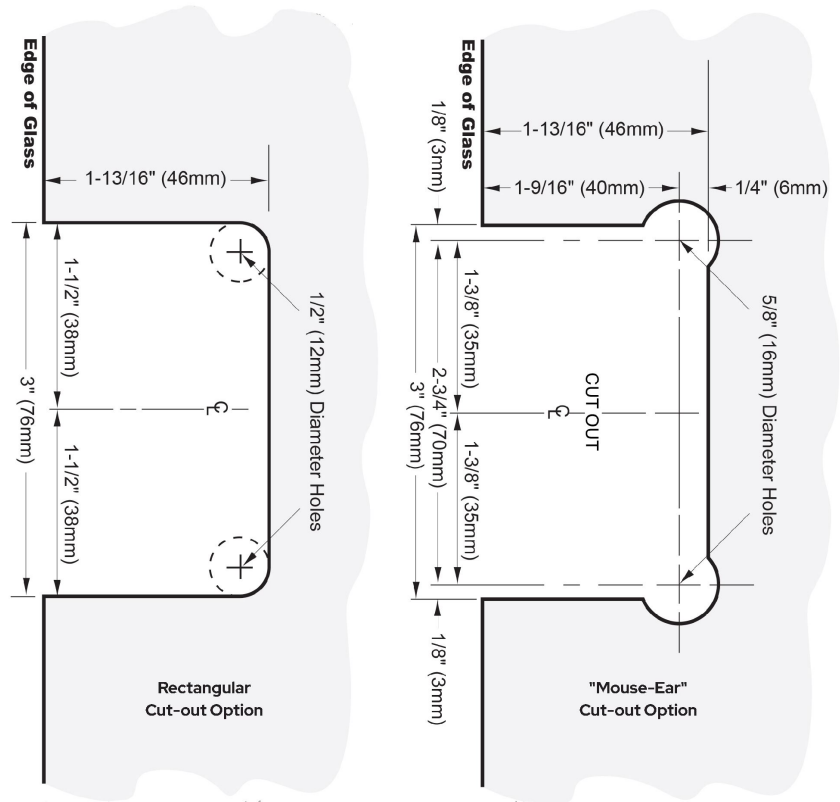
© Copyright 2022, C.R. Laurence Co., Inc.,SDT22_22

CHAMPALIMAUD

PROJECT NAME :	Atlantic Fields Golf Programming Project Manual		
Project #:	21028.05	Item Number:	B-509
Issue Date:	09/29/2023	Item Description:	SHOWER HINGE PERFORMANCE
Revision(s):		Item Quantity:	0 Each



IMPORTANT: Project measurements from the edge of the glass.



 ALWAYS USE DIMENSIONS TO ENSURE ACCURACY

VIENNA
Wall Mount Hinge
CAT. NO. VIE037

For Technical Assistance in the United States and Canada 1.800.421.6144. Press 2, then option 1
C.R. Laurence Co., Inc. • 2503 E. Vernon Ave., Los Angeles, CA 90058 • 1.800.421.6144 • crlaurence.com

4E-6

© Copyright 2022, C.R. Laurence Co., Inc., SDT22_22

CHAMPALIMAUD

PROJECT NAME : Atlantic Fields Golf Programming Project Manual

Project #:	21028.05	Item Number:	B-510
Issue Date:	10/18/2023	Item Description:	U-CLAMP PERFORMANCE
Revision(s):	10/18/2023 (1)	Item Quantity:	0 Each
		Item Quantity Locations:	

Manufacturer:	CRL - USA	Source:	CRL - USA
Address:	2503 E VERNON AVENUE LOS ANGELES, CA 90058-1826 United States	Address:	2503 E VERNON AVENUE LOS ANGELES, CA 90058-1826 United States
Phone:	800-421-6144	Phone:	800-421-6144
Contact:		Contact:	
E-mail:		E-mail:	
Web:		Web:	



Product:	QUARE STYLE NOTCH IN GLASS FIXED PANEL U-CLAMP
Model #	SGCU1PN
Color / Finish:	POLISHED NICKEL
Size / Dimensions:	3/4"L X 2"W X 2"H - PER CUTSHEET
Notes:	REFER TO SPEC SHEET FOR ADDITIONAL INFORMATION

Required Item(s) for Designer Approval Prior to Fabrication :

Cut Sheet

Instructions:

B-510

CHAMPALIMAUD

PROJECT NAME :	Atlantic Fields Golf Programming Project Manual		
Project #:	21028.05	Item Number:	B-510
Issue Date:	10/18/2023	Item Description:	U-CLAMP PERFORMANCE
Revision(s):	10/18/2023 (1)	Item Quantity:	0 Each



B-510

Special Finish

CHAMPALIMAUD

PROJECT NAME :	Atlantic Fields Golf Programming Project Manual		
Project #:	21028.05	Item Number:	SF-101
Issue Date:	09/29/2023	Item Description:	RED CONCRETE FLOORING GOLF HOUSE
Revision(s):	10/18/2023 (1)	Item Quantity:	0 Sq. Ft.
		Item Quantity Locations:	
Manufacturer:	TO BID	Source:	TO BID
Address:		Address:	
Phone:		Phone:	
Contact:		Contact:	
E-mail:		E-mail:	
Web:		Web:	



Product:	HAND TROWELED TINTED RED CONCRETE
Color / Finish:	COLOR TO MATCH - BENJAMIN MOORE 1309 MOROCCAN RED
Size / Dimensions:	PER ARCH DRAWINGS
Floor Finishing:	- IN ACCORDANCE WITH ACI 301, ACI 302.1R AND ACI 117 - STEEL TROWEL SURFACES THAT ARE SCHEDULED TO BE LEFT EXPOSED - APPLY SLIP RESISTANT FINISH TO SCHEDULED FLOOR SURFACES IN ACCORDANCE WITH MFG INSTRUCTIONS -APPLY SEALER TO FLOOR SURFACES IN ACCORDANCE WITH MANUFACTURER'S INSTRUCTIONS
Notes:	- MULTIPLE COATS TO ENSURE FULL COVERAGE AND CONSISTANT SHEEN - CONTRACTOR TO SUBMIT THREE SAMPLES TO INTERIOR DESIGNER WITH DIFFERENT SHEEN LEVEL FOR REVIEW AND APPROVAL - MUST BE SUITABLE FOR CONTRACT USE - MUST BE SUITABLE FOR WET LOCATIONS - FINISH SHOULD BE HEAT, STAIN & SCRATCH RESISTANT.
Location:	FLOORING AT GOLF HOUSE

Required Item(s) for Designer Approval Prior to Fabrication :

<input checked="" type="checkbox"/> Finish Sample

Instructions:

1. -MANUFACTURER MUST CHECK FOR FLAWS AND NOTIFY PRIOR TO FABRICATION.
2. -MUST BE CONTRACT QUALITY & SUITABLE FOR COMMERCIAL INSTALLATION.
3. -FINISHED MILLWORK AND VENEER PRODUCTS TO BE PREMIUM GRADE.
4. -CONTRACTOR TO REFER TO MANUFACTURER'S INSTRUCTIONS FOR INSTALLATION.
5. -CONTRACTOR TO SUBMIT SAMPLES FOR ID APPROVAL
6. -LEVEL 5 SUBSTRATE REQUIRED
7. -FINISH TO MATCH ID CONTROL SAMPLE

SF-101

CHAMPALIMAUD

PROJECT NAME :	Atlantic Fields Golf Programming Project Manual		
Project #:	21028.05	Item Number:	SF-101
Issue Date:	09/29/2023	Item Description:	RED CONCRETE FLOORING GOLF HOUSE
Revision(s):	10/18/2023 (1)	Item Quantity:	0 Sq. Ft.
		Item Quantity Locations:	

- 8. ALL MATERIALS TO BE SUITABLE FOR THE LOCAL CLIMATE AND FIT FOR INTENDED PURPOSE.
- 9. ALL MATERIALS TO BE RESIST UV COLOR CHANGE
- 10. ALL MATERIALS TO BE TREATED AGAINST ROT, INSECT INFESTATION ETC.
- 11. ALL MATERIAL TO COMPLY WITH LOCAL FLS CODES FOR COMBUSTIBILITY, SPREAD OF FLAME, ETC.
- 12. ALL MATERIALS TO COMPLY WITH OPERATOR BRAND STANDARDS AND DESIGN GUIDELINES.

CHAMPALIMAUD

PROJECT NAME :	Atlantic Fields Golf Programming Project Manual		
Project #:	21028.05	Item Number:	SF-102
Issue Date:	09/29/2023	Item Description:	PLASTER FIREPLACE GOLF HOUSE
Revision(s):	10/18/2023 (1)	Item Quantity:	0 Sq. Ft.
		Item Quantity Locations:	
Manufacturer:	TBD	Source:	TBD
Address:		Address:	
Phone:		Phone:	
Contact:		Contact:	
E-mail:		E-mail:	
Web:		Web:	



Product: SMOOTH TEXTURED HAND TROWELED PLASTER
Color / Finish: WHITE TO MATCH ID SAMPLE
Finish: SMOOTH
Size / Dimensions: PER ID DRAWING
Location: PLASTER ON FIREPLACE AT GOLF HOUSE

Required Item(s) for Designer Approval Prior to Fabrication :

<input checked="" type="checkbox"/> Finish Sample

Instructions:

1. -MANUFACTURER MUST CHECK FOR FLAWS AND NOTIFY PRIOR TO FABRICATION.
2. -MUST BE CONTRACT QUALITY & SUITABLE FOR COMMERCIAL INSTALLATION.
3. -FINISHED MILLWORK AND VENEER PRODUCTS TO BE PREMIUM GRADE.
4. -CONTRACTOR TO REFER TO MANUFACTURER'S INSTRUCTIONS FOR INSTALLATION.
5. -CONTRACTOR TO SUBMIT SAMPLES FOR ID APPROVAL
6. -LEVEL 5 SUBSTRATE REQUIRED
7. -FINISH TO MATCH ID CONTROL SAMPLE
8. ALL MATERIALS TO BE SUITABLE FOR THE LOCAL CLIMATE AND FIT FOR INTENDED PURPOSE.

SF-102

CHAMPALIMAUD

PROJECT NAME :	Atlantic Fields Golf Programming Project Manual		
Project #:	21028.05	Item Number:	SF-102
Issue Date:	09/29/2023	Item Description:	PLASTER FIREPLACE GOLF HOUSE
Revision(s):	10/18/2023 (1)	Item Quantity:	0 Sq. Ft.
		Item Quantity Locations:	

- 9. ALL MATERIALS TO BE RESIST UV COLOR CHANGE
- 10. ALL MATERIALS TO BE TREATED AGAINST ROT, INSECT INFESTATION ETC.
- 11. ALL MATERIAL TO COMPLY WITH LOCAL FLS CODES FOR COMBUSTIBILITY, SPREAD OF FLAME, ETC.
- 12. ALL MATERIALS TO COMPLY WITH OPERATOR BRAND STANDARDS AND DESIGN GUIDELINES.

CHAMPALIMAUD

PROJECT NAME :	Atlantic Fields Golf Programming Project Manual		
Project #:	21028.05	Item Number:	SF-103
Issue Date:	10/18/2023	Item Description:	PLASTER WALLS RETAIL AT GOLF HOUSE
Revision(s):	10/18/2023 (1)	Item Quantity:	0 Sq. Ft.
		Item Quantity Locations:	
Manufacturer:	TBD	Source:	TBD
Address:		Address:	
Phone:		Phone:	
Contact:		Contact:	
E-mail:		E-mail:	
Web:		Web:	



Product: TEXTURED HAND TROWELED PLASTER
Color / Finish: WHITE TO MATCH ID SAMPLE
Finish: SMOOTH
Size / Dimensions: PER ID DRAWING
Location: PLASTER ON WALL IN RETAIL AT GOLF HOUSE

Required Item(s) for Designer Approval Prior to Fabrication :

Finish Sample

Instructions:

1. -MANUFACTURER MUST CHECK FOR FLAWS AND NOTIFY PRIOR TO FABRICATION.
2. -MUST BE CONTRACT QUALITY & SUITABLE FOR COMMERCIAL INSTALLATION.
3. -FINISHED MILLWORK AND VENEER PRODUCTS TO BE PREMIUM GRADE.
4. -CONTRACTOR TO REFER TO MANUFACTURER'S INSTRUCTIONS FOR INSTALLATION.
5. -CONTRACTOR TO SUBMIT SAMPLES FOR ID APPROVAL
6. -LEVEL 5 SUBSTRATE REQUIRED
7. -FINISH TO MATCH ID CONTROL SAMPLE
8. ALL MATERIALS TO BE SUITABLE FOR THE LOCAL CLIMATE AND FIT FOR INTENDED PURPOSE.

SF-103

CHAMPALIMAUD

PROJECT NAME :	Atlantic Fields Golf Programming Project Manual		
Project #:	21028.05	Item Number:	SF-103
Issue Date:	10/18/2023	Item Description:	PLASTER WALLS RETAIL AT GOLF HOUSE
Revision(s):	10/18/2023 (1)	Item Quantity:	0 Sq. Ft.
		Item Quantity Locations:	

- 9. ALL MATERIALS TO BE RESIST UV COLOR CHANGE
- 10. ALL MATERIALS TO BE TREATED AGAINST ROT, INSECT INFESTATION ETC.
- 11. ALL MATERIAL TO COMPLY WITH LOCAL FLS CODES FOR COMBUSTIBILITY, SPREAD OF FLAME, ETC.
- 12. ALL MATERIALS TO COMPLY WITH OPERATOR BRAND STANDARDS AND DESIGN GUIDELINES.

CHAMPALIMAUD

PROJECT NAME :	Atlantic Fields Golf Programming Project Manual		
Project #:	21028.05	Item Number:	SF-201
Issue Date:	09/29/2023	Item Description:	GREEN PLASTER WALLS COMFORT STATION 1
Revision(s):		Item Quantity:	0 Sq. Ft.
		Item Quantity Locations:	
Manufacturer:	TO BID	Source:	TO BID
Address:		Address:	
Phone:		Phone:	
Contact:		Contact:	
E-mail:		E-mail:	
Web:		Web:	



Product:	TEXTURED HAND TROWELED PLASTER
Color / Finish:	COLOR TO MATCH - BENJAMIN MOORE FRASER FIR 503
Finish:	SMOOTH
Size / Dimensions:	PER ID DRAWING
Location:	PLASTER WALLS AT COMFORT STATION 1

Required Item(s) for Designer Approval Prior to Fabrication :

Finish Sample

Instructions:

1. -MANUFACTURER MUST CHECK FOR FLAWS AND NOTIFY PRIOR TO FABRICATION.
2. -MUST BE CONTRACT QUALITY & SUITABLE FOR COMMERCIAL INSTALLATION.
3. -FINISHED MILLWORK AND VENEER PRODUCTS TO BE PREMIUM GRADE.
4. -CONTRACTOR TO REFER TO MANUFACTURER'S INSTRUCTIONS FOR INSTALLATION.
5. -CONTRACTOR TO SUBMIT SAMPLES FOR ID APPROVAL
6. -LEVEL 5 SUBSTRATE REQUIRED
7. -FINISH TO MATCH ID CONTROL SAMPLE
8. ALL MATERIALS TO BE SUITABLE FOR THE LOCAL CLIMATE AND FIT FOR INTENDED PURPOSE.

SF-201


CHAMPALIMAUD

PROJECT NAME :	Atlantic Fields Golf Programming Project Manual		
Project #:	21028.05	Item Number:	SF-201
Issue Date:	09/29/2023	Item Description:	GREEN PLASTER WALLS COMFORT STATION 1
Revision(s):		Item Quantity:	0 Sq. Ft.
		Item Quantity Locations:	

- 9. ALL MATERIALS TO BE RESIST UV COLOR CHANGE
- 10. ALL MATERIALS TO BE TREATED AGAINST ROT, INSECT INFESTATION ETC.
- 11. ALL MATERIAL TO COMPLY WITH LOCAL FLS CODES FOR COMBUSTIBILITY, SPREAD OF FLAME, ETC.
- 12. ALL MATERIALS TO COMPLY WITH OPERATOR BRAND STANDARDS AND DESIGN GUIDELINES.

CHAMPALIMAUD

PROJECT NAME :	Atlantic Fields Golf Programming Project Manual		
Project #:	21028.05	Item Number:	SF-301
Issue Date:	09/29/2023	Item Description:	PLASTER WALLS RESTROOM AT COMFORT STATION 2
Revision(s):		Item Quantity:	0 Sq. Ft.
		Item Quantity Locations:	
Manufacturer:	Clayworks	Source:	Clayworks USA
Address:	Cury Cross Lanes Unit 5, Higher Bochym Rural Workshops Helston, Cornwall TR12 7AZ United Kingdom	Address:	United States
Phone:	+44 (0)1326 341339	Phone:	323 336 3602
Contact:	Ger McManus	Contact:	Ger McManus
E-mail:	ger@clay-works.com	E-mail:	ger@clay-works.com
Web:		Web:	clay-works.com



Product:	TEXTURED HAND TROWELED PLASTER
Color / Finish:	WHI-08
Finish:	SMOOTH
Size / Dimensions:	PER ID DRAWING
Location:	PLASTER WALLS IN RESTROOM AT COMFORT STATION 2

Required Item(s) for Designer Approval Prior to Fabrication :

Finish Sample

Instructions:

1. -MANUFACTURER MUST CHECK FOR FLAWS AND NOTIFY PRIOR TO FABRICATION.
2. -MUST BE CONTRACT QUALITY & SUITABLE FOR COMMERCIAL INSTALLATION.
3. -FINISHED MILLWORK AND VENEER PRODUCTS TO BE PREMIUM GRADE.
4. -CONTRACTOR TO REFER TO MANUFACTURER'S INSTRUCTIONS FOR INSTALLATION.
5. -CONTRACTOR TO SUBMIT SAMPLES FOR ID APPROVAL
6. -LEVEL 5 SUBSTRATE REQUIRED
7. -FINISH TO MATCH ID CONTROL SAMPLE

SF-301

CHAMPALIMAUD

PROJECT NAME :	Atlantic Fields Golf Programming Project Manual		
Project #:	21028.05	Item Number:	SF-301
Issue Date:	09/29/2023	Item Description:	PLASTER WALLS RESTROOM AT COMFORT STATION 2
Revision(s):		Item Quantity:	0 Sq. Ft.
		Item Quantity Locations:	

- 8. ALL MATERIALS TO BE SUITABLE FOR THE LOCAL CLIMATE AND FIT FOR INTENDED PURPOSE.
- 9. ALL MATERIALS TO BE RESIST UV COLOR CHANGE
- 10. ALL MATERIALS TO BE TREATED AGAINST ROT, INSECT INFESTATION ETC.
- 11. ALL MATERIAL TO COMPLY WITH LOCAL FLS CODES FOR COMBUSTIBILITY, SPREAD OF FLAME, ETC.
- 12. ALL MATERIALS TO COMPLY WITH OPERATOR BRAND STANDARDS AND DESIGN GUIDELINES.


CHAMPALIMAUD

PROJECT NAME : Atlantic Fields Golf Programming Project Manual

Project #: 21028.05 Item Number: SF-302
Issue Date: 09/29/2023 Item Description: CONCRETE | COMFORT STATION 2
Revision(s): Item Quantity: 0 Sq. Ft.
Item Quantity Locations:

Manufacturer: TO BID Source: TO BID
Address: Address:

Phone: Phone:
Contact: Contact:
E-mail: E-mail:
Web: Web:



Product: CONCRETE COUNTERTOP
Color / Finish: COLOR TO MATCH - BENJAMIN MOORE APPARITION 860
Size / Dimensions: PER ID DRAWINGS
Floor Finishing: - IN ACCORDANCE WITH ACI 301, ACI 302.1R AND ACI 117
- STEEL TROWEL SURFACES THAT ARE SCHEDULED TO BE LEFT EXPOSED
- APPLY SLIP RESISTANT FINISH TO SCHEDULED FLOOR SURFACES IN ACCORDANCE WITH MFG INSTRUCTIONS
-APPLY SEALER TO FLOOR SURFACES IN ACCORDANCE WITH MANUFACTURER'S INSTRUCTIONS

Notes: - MULTIPLE COATS TO ENSURE FULL COVERAGE AND CONSISTANT SHEEN
- CONTRACTOR TO SUBMIT THREE SAMPLES TO INTERIOR DESIGNER WITH DIFFERENT SHEEN LEVEL FOR REVIEW AND APPROVAL
- MUST BE SUITABLE FOR CONTRACT USE
- MUST BE SUITABLE FOR WET LOCATIONS
- FINISH SHOULD BE HEAT, STAIN & SCRATCH RESISTANT.

Location: COUNTERTOP AT COMFORT STATION 2

Required Item(s) for Designer Approval Prior to Fabrication :

Finish Sample

Instructions:

1. -MANUFACTURER MUST CHECK FOR FLAWS AND NOTIFY PRIOR TO FABRICATION.
2. -MUST BE CONTRACT QUALITY & SUITABLE FOR COMMERCIAL INSTALLATION.
3. -FINISHED MILLWORK AND VENEER PRODUCTS TO BE PREMIUM GRADE.
4. -CONTRACTOR TO REFER TO MANUFACTURER'S INSTRUCTIONS FOR INSTALLATION.
5. -CONTRACTOR TO SUBMIT SAMPLES FOR ID APPROVAL
6. -LEVEL 5 SUBSTRATE REQUIRED
7. -FINISH TO MATCH ID CONTROL SAMPLE

SF-302

CHAMPALIMAUD


PROJECT NAME : Atlantic Fields Golf Programming Project Manual

Project #:	21028.05	Item Number:	SF-302
Issue Date:	09/29/2023	Item Description:	CONCRETE COMFORT STATION 2
Revision(s):		Item Quantity:	0 Sq. Ft.
		Item Quantity Locations:	

- 8. ALL MATERIALS TO BE SUITABLE FOR THE LOCAL CLIMATE AND FIT FOR INTENDED PURPOSE.
- 9. ALL MATERIALS TO BE RESIST UV COLOR CHANGE
- 10. ALL MATERIALS TO BE TREATED AGAINST ROT, INSECT INFESTATION ETC.
- 11. ALL MATERIAL TO COMPLY WITH LOCAL FLS CODES FOR COMBUSTIBILITY, SPREAD OF FLAME, ETC.
- 12. ALL MATERIALS TO COMPLY WITH OPERATOR BRAND STANDARDS AND DESIGN GUIDELINES.

CHAMPALIMAUD

PROJECT NAME :	Atlantic Fields Golf Programming Project Manual		
Project #:	21028.05	Item Number:	SF-501
Issue Date:	09/29/2023	Item Description:	PLASTER WALLS PERFORMANCE
Revision(s):		Item Quantity:	0 Sq. Ft.
		Item Quantity Locations:	
Manufacturer:	Clayworks	Source:	Clayworks USA
Address:	Cury Cross Lanes Unit 5, Higher Bochym Rural Workshops Helston, Cornwall TR12 7AZ United Kingdom	Address:	United States
Phone:	+44 (0)1326 341339	Phone:	323 336 3602
Contact:	Ger McManus	Contact:	Ger McManus
E-mail:	ger@clay-works.com	E-mail:	ger@clay-works.com
Web:		Web:	clay-works.com



Product:	TEXTURED HAND TROWELED PLASTER
Color / Finish:	WHI-08
Finish:	SMOOTH
Size / Dimensions:	PER ID DRAWING
Location:	PLASTER WALLS AT PERFORMANCE

Required Item(s) for Designer Approval Prior to Fabrication :

<input checked="" type="checkbox"/> Finish Sample

Instructions:

1. -MANUFACTURER MUST CHECK FOR FLAWS AND NOTIFY PRIOR TO FABRICATION.
2. -MUST BE CONTRACT QUALITY & SUITABLE FOR COMMERCIAL INSTALLATION.
3. -FINISHED MILLWORK AND VENEER PRODUCTS TO BE PREMIUM GRADE.
4. -CONTRACTOR TO REFER TO MANUFACTURER'S INSTRUCTIONS FOR INSTALLATION.
5. -CONTRACTOR TO SUBMIT SAMPLES FOR ID APPROVAL
6. -LEVEL 5 SUBSTRATE REQUIRED
7. -FINISH TO MATCH ID CONTROL SAMPLE

SF-501

CHAMPALIMAUD

PROJECT NAME : Atlantic Fields Golf Programming Project Manual

Project #:	21028.05	Item Number:	SF-501
Issue Date:	09/29/2023	Item Description:	PLASTER WALLS PERFORMANCE
Revision(s):		Item Quantity:	0 Sq. Ft.
		Item Quantity Locations:	

- 8. ALL MATERIALS TO BE SUITABLE FOR THE LOCAL CLIMATE AND FIT FOR INTENDED PURPOSE.
- 9. ALL MATERIALS TO BE RESIST UV COLOR CHANGE
- 10. ALL MATERIALS TO BE TREATED AGAINST ROT, INSECT INFESTATION ETC.
- 11. ALL MATERIAL TO COMPLY WITH LOCAL FLS CODES FOR COMBUSTIBILITY, SPREAD OF FLAME, ETC.
- 12. ALL MATERIALS TO COMPLY WITH OPERATOR BRAND STANDARDS AND DESIGN GUIDELINES.

Stone

CHAMPALIMAUD

PROJECT NAME :	Atlantic Fields Golf Programming Project Manual		
Project #:	21028.05	Item Number:	ST-101
Issue Date:	09/29/2023	Item Description:	CALACATTA GOLD GOLF HOUSE
Revision(s):		Item Quantity:	0 Sq. Ft.
		Item Quantity Locations:	
Manufacturer:	Classic Stone	Source:	Classic Stone
Address:	111 John Street, Suite 2650 New York, NY 10038 United States	Address:	111 John Street, Suite 2650 New York, NY 10038 United States
Phone:	1.212.962.1082	Phone:	1.212.962.1082
Contact:	Cengiz Ilhan	Contact:	Cengiz Ilhan
E-mail:	cengiz@classicstoneadb.com	E-mail:	cengiz@classicstoneadb.com
Web:	https://classicstoneadb.com/	Web:	https://classicstoneadb.com/



Product:	CALACATTA GOLD STONE
Color / Finish:	LEATHERED - TO MATCH ID SAMPLE
Thickness:	PER ID DRAWINGS
Size / Dimensions:	PER ID DRAWINGS
Grout:	LATICRETE - #44 BRIGHT WHITE
Grout Size:	1/16" MAX
Edge Detail:	PER ID DRAWINGS
Location:	THROUGHOUT GOLF HOUSE

Required Item(s) for Designer Approval Prior to Fabrication :

Finish Sample Slab Photos

Instructions:

1. SLAB TO BE 3/4" MIN. THICK
TILE TO BE 3/8" MIN. THICK
MOSAIC TILE TO BE 3/8" MIN. THICK
UNLESS OTHERWISE NOTED.
2. -ALL STONE TO BE SEALED AS REQUIRED.
3. -ACCEPTABLE RANGE OF COLOR/VEINING AND SLAB SELECTION TO BE APPROVED AND/OR SELECTED BY DESIGNER.
4. -STONE TO BE SEALED AND MAINTAINED AS PER VENDOR RECOMMENDATION.
5. -GROUT COLOR TO BE APPROVED BY DESIGNER PRIOR TO INSTALLATION.

ST-101

CHAMPALIMAUD

PROJECT NAME :	Atlantic Fields Golf Programming Project Manual		
Project #:	21028.05	Item Number:	ST-101
Issue Date:	09/29/2023	Item Description:	CALACATTA GOLD GOLF HOUSE
Revision(s):		Item Quantity:	0 Sq. Ft.
		Item Quantity Locations:	

6. -MUST MEET ALL LOCAL SLIP COEFFICIENT CODES.
7. -SEE DRAWINGS FOR LOCATIONS AND DETAILS.
8. -ALL MATERIALS TO BE SUITABLE FOR THE LOCAL CLIMATE AND FIT FOR INTENDED PURPOSE.
9. -ALL MATERIALS TO BE RESIST UV COLOR CHANGE
10. -ALL MATERIALS TO COMPLY WITH OPERATOR BRAND STANDARDS AND DESIGN GUIDELINES.

CHAMPALIMAUD

PROJECT NAME :	Atlantic Fields Golf Programming Project Manual		
Project #:	21028.05	Item Number:	ST-102
Issue Date:	09/29/2023	Item Description:	RED LAVASTONE GOLF HOUSE
Revision(s):	10/18/2023 (1)	Item Quantity:	0 Sq. Ft.
		Item Quantity Locations:	
Manufacturer:	Pyrolave Architecture	Source:	Pyrolave Architecture
Address:	The Barn at Windfallwood Cottage, Windfallwood Common Haslemere, Surrey GU27 3BX United Kingdom	Address:	The Barn at Windfallwood Cottage Windfallwood Common Haslemere, Surrey GU27 3BX United Kingdom
Phone:	01428-707154	Phone:	01428-707154
Contact:	Geoff Leach	Contact:	Geoff Leach
E-mail:	Geoff@pyrolave-architecture.com	E-mail:	Geoff@pyrolave-architecture.com
Web:		Web:	



Product:	LAVA STONE
Color / Finish:	CUSTOM COLOR TO MATCH ID SAMPLE
Thickness:	TBC WITH MANUFACTURER
Size / Dimensions:	PER ID DRAWINGS
Grout:	LATICRETE - #46 QUARRY RED
Grout Size:	1/16" MAX.
Edge Detail:	PER ID DRAWINGS
Location:	BAR DIE AT GOLF HOUSE

Required Item(s) for Designer Approval Prior to Fabrication :

<input checked="" type="checkbox"/> Finish Sample	<input checked="" type="checkbox"/> Slab Photos
---	---

Instructions:

1. SLAB TO BE 3/4" MIN. THICK
TILE TO BE 3/8" MIN. THICK
MOSAIC TILE TO BE 3/8" MIN. THICK
UNLESS OTHERWISE NOTED.
2. -ALL STONE TO BE SEALED AS REQUIRED.
3. -ACCEPTABLE RANGE OF COLOR/VEINING AND SLAB SELECTION TO BE APPROVED AND/OR SELECTED BY DESIGNER.
4. -STONE TO BE SEALED AND MAINTAINED AS PER VENDOR RECOMMENDATION.

ST-102

CHAMPALIMAUD


PROJECT NAME :	Atlantic Fields Golf Programming Project Manual		
Project #:	21028.05	Item Number:	ST-102
Issue Date:	09/29/2023	Item Description:	RED LAVASTONE GOLF HOUSE
Revision(s):	10/18/2023 (1)	Item Quantity:	0 Sq. Ft.
		Item Quantity Locations:	

5. -GROUT COLOR TO BE APPROVED BY DESIGNER PRIOR TO INSTALLATION.
6. -MUST MEET ALL LOCAL SLIP COEFFICIENT CODES.
7. -SEE DRAWINGS FOR LOCATIONS AND DETAILS.
8. -ALL MATERIALS TO BE SUITABLE FOR THE LOCAL CLIMATE AND FIT FOR INTENDED PURPOSE.
9. -ALL MATERIALS TO BE RESIST UV COLOR CHANGE
10. -ALL MATERIALS TO COMPLY WITH OPERATOR BRAND STANDARDS AND DESIGN GUIDELINES.

ST-102

CHAMPALIMAUD

PROJECT NAME :	Atlantic Fields Golf Programming Project Manual		
Project #:	21028.05	Item Number:	ST-103
Issue Date:	09/29/2023	Item Description:	NEUTRAL TERRAZZO RESTROOM AT GOLF HOUSE
Revision(s):		Item Quantity:	0 Sq. Ft.
		Item Quantity Locations:	
Manufacturer:	Terrazzo & Marble Supply	Source:	Terrazzo & Marble Supply
Address:	464 Northgate Parkway Wheeling, IL 60990 United States	Address:	464 Northgate Parkway Wheeling, IL 60990 United States
Phone:		Phone:	
Contact:	Cameo Morningstar	Contact:	Cameo Morningstar
E-mail:	cmorningstar@tmsupply.com	E-mail:	cmorningstar@tmsupply.com
Web:	www.tmsupply.com	Web:	www.tmsupply.com



Product:	TERRAZZO POURED IN SITU
Color:	TM#23-1730
Finish:	HONED - TO MATCH ID SAMPLE
Thickness:	3/4"
Transition Strip:	1/4" SCHULTER STRIP, BRUSHED NICKEL
Size / Dimensions:	PER ID DRAWINGS
Location:	FLOORING IN RESTROOM AT GOLF HOUSE

Required Item(s) for Designer Approval Prior to Fabrication :

<input checked="" type="checkbox"/> Finish Sample	<input checked="" type="checkbox"/> Slab Photos
---	---

Instructions:

1. SLAB TO BE 3/4" MIN. THICK
TILE TO BE 3/8" MIN. THICK
MOSAIC TILE TO BE 3/8" MIN. THICK
UNLESS OTHERWISE NOTED.
2. -ALL STONE TO BE SEALED AS REQUIRED.
3. -ACCEPTABLE RANGE OF COLOR/VEINING AND SLAB SELECTION TO BE APPROVED AND/OR SELECTED BY DESIGNER.
4. -STONE TO BE SEALED AND MAINTAINED AS PER VENDOR RECOMMENDATION.
5. -GROUT COLOR TO BE APPROVED BY DESIGNER PRIOR TO INSTALLATION.

ST-103

CHAMPALIMAUD

PROJECT NAME :	Atlantic Fields Golf Programming Project Manual		
Project #:	21028.05	Item Number:	ST-103
Issue Date:	09/29/2023	Item Description:	NEUTRAL TERRAZZO RESTROOM AT GOLF HOUSE
Revision(s):		Item Quantity:	0 Sq. Ft.
		Item Quantity Locations:	

6. -MUST MEET ALL LOCAL SLIP COEFFICIENT CODES.
7. -SEE DRAWINGS FOR LOCATIONS AND DETAILS.
8. -ALL MATERIALS TO BE SUITABLE FOR THE LOCAL CLIMATE AND FIT FOR INTENDED PURPOSE.
9. -ALL MATERIALS TO BE RESIST UV COLOR CHANGE
10. -ALL MATERIALS TO COMPLY WITH OPERATOR BRAND STANDARDS AND DESIGN GUIDELINES.

CHAMPALIMAUD

PROJECT NAME :	Atlantic Fields Golf Programming Project Manual		
Project #:	21028.05	Item Number:	ST-104
Issue Date:	09/29/2023	Item Description:	TRAVERTINE GOLF HOUSE
Revision(s):		Item Quantity:	0 Sq. Ft.
		Item Quantity Locations:	
Manufacturer:	TBD	Source:	TBD
Address:		Address:	
Phone:		Phone:	
Contact:		Contact:	
E-mail:		E-mail:	
Web:		Web:	



Product: LEVANT VEIN CUT LVC TRAVERTINE - TO MATCH EXTERIOR CLADDING STONE PER OKA
Color / Finish: HONED - TO MATCH ID SAMPLE
Thickness: THICKNESS VARRIES FROM 3/8" TO 1/2"
Size / Dimensions: PER ID DRAWINGS
Grout: LATICRETE - #44 BRIGHT WHITE
Grout Size: 1/16" MAX
Edge Detail: PER ID DRAWINGS
Location: INTERIOR WALLS THROUGHOUT GOLF HOUSE

Required Item(s) for Designer Approval Prior to Fabrication :

Finish Sample Slab Photos

Instructions:

1. SLAB TO BE 3/4" MIN. THICK
TILE TO BE 3/8" MIN. THICK
MOSAIC TILE TO BE 3/8" MIN. THICK
UNLESS OTHERWISE NOTED.
2. -ALL STONE TO BE SEALED AS REQUIRED.
3. -ACCEPTABLE RANGE OF COLOR/VEINING AND SLAB SELECTION TO BE APPROVED AND/OR SELECTED BY DESIGNER.
4. -STONE TO BE SEALED AND MAINTAINED AS PER VENDOR RECOMMENDATION.
5. -GROUT COLOR TO BE APPROVED BY DESIGNER PRIOR TO INSTALLATION.

ST-104

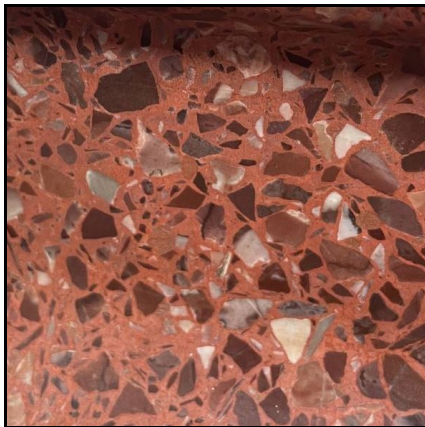
CHAMPALIMAUD

PROJECT NAME :	Atlantic Fields Golf Programming Project Manual		
Project #:	21028.05	Item Number:	ST-104
Issue Date:	09/29/2023	Item Description:	TRAVERTINE GOLF HOUSE
Revision(s):		Item Quantity:	0 Sq. Ft.
		Item Quantity Locations:	

- 6. -MUST MEET ALL LOCAL SLIP COEFFICIENT CODES.
- 7. -SEE DRAWINGS FOR LOCATIONS AND DETAILS.
- 8. -ALL MATERIALS TO BE SUITABLE FOR THE LOCAL CLIMATE AND FIT FOR INTENDED PURPOSE.
- 9. -ALL MATERIALS TO BE RESIST UV COLOR CHANGE
- 10. -ALL MATERIALS TO COMPLY WITH OPERATOR BRAND STANDARDS AND DESIGN GUIDELINES.

CHAMPALIMAUD

PROJECT NAME :	Atlantic Fields Golf Programming Project Manual		
Project #:	21028.05	Item Number:	ST-105
Issue Date:	09/29/2023	Item Description:	RED TERRAZZO GOLF HOUSE
Revision(s):	10/18/2023 (1)	Item Quantity:	0 Sq. Ft.
		Item Quantity Locations:	
Manufacturer:	Terrazzo & Marble Supply	Source:	Terrazzo & Marble Supply
Address:	464 Northgate Parkway Wheeling, IL 60990 United States	Address:	464 Northgate Parkway Wheeling, IL 60990 United States
Phone:		Phone:	
Contact:	Cameo Morningstar	Contact:	Cameo Morningstar
E-mail:	cmorningstar@tmsupply.com	E-mail:	cmorningstar@tmsupply.com
Web:	www.tmsupply.com	Web:	www.tmsupply.com



Product:	TERRAZZO POURED IN SITU
Color:	RED EPOXY BACKGROUND TO MATCH CONCRETE FLOOR (SF-101) WITH WHITE AGREGATE OF VARIOUS SIZES
Finish:	TO MATCH ID SAMPLE
Thickness:	3/4"
Transition Strip:	1/4" SCHULTER STRIP, BRUSHED NICKEL
Size / Dimensions:	PER ID DRAWINGS
Location:	FLOORING DETAILS AT GOLF HOUSE

Required Item(s) for Designer Approval Prior to Fabrication :



Finish Sample



Slab Photos

Instructions:

1. SLAB TO BE 3/4" MIN. THICK
TILE TO BE 3/8" MIN. THICK
MOSAIC TILE TO BE 3/8" MIN. THICK
UNLESS OTHERWISE NOTED.
2. -ALL STONE TO BE SEALED AS REQUIRED.
3. -ACCEPTABLE RANGE OF COLOR/VEINING AND SLAB SELECTION TO BE APPROVED AND/OR SELECTED BY DESIGNER.
4. -STONE TO BE SEALED AND MAINTAINED AS PER VENDOR RECOMMENDATION.
5. -GROUT COLOR TO BE APPROVED BY DESIGNER PRIOR TO INSTALLATION.

ST-105

CHAMPALIMAUD

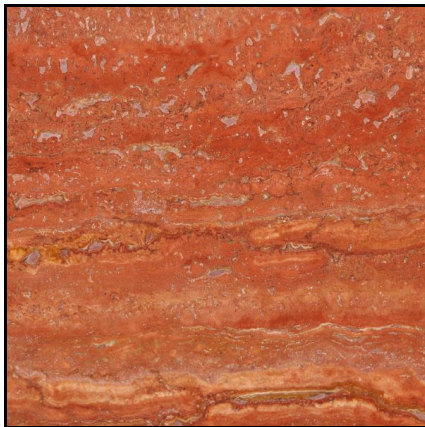
PROJECT NAME :	Atlantic Fields Golf Programming Project Manual		
Project #:	21028.05	Item Number:	ST-105
Issue Date:	09/29/2023	Item Description:	RED TERRAZZO GOLF HOUSE
Revision(s):	10/18/2023 (1)	Item Quantity:	0 Sq. Ft.
		Item Quantity Locations:	

6. -MUST MEET ALL LOCAL SLIP COEFFICIENT CODES.
7. -SEE DRAWINGS FOR LOCATIONS AND DETAILS.
8. -ALL MATERIALS TO BE SUITABLE FOR THE LOCAL CLIMATE AND FIT FOR INTENDED PURPOSE.
9. -ALL MATERIALS TO BE RESIST UV COLOR CHANGE
10. -ALL MATERIALS TO COMPLY WITH OPERATOR BRAND STANDARDS AND DESIGN GUIDELINES.

ST-105

CHAMPALIMAUD

PROJECT NAME :	Atlantic Fields Golf Programming Project Manual		
Project #:	21028.05	Item Number:	ST-106
Issue Date:	10/18/2023	Item Description:	RED TRAVERTINE GOLF HOUSE
Revision(s):	10/18/2023 (1)	Item Quantity:	0 Sq. Ft.
		Item Quantity Locations:	
Manufacturer:	Classic Stone	Source:	Classic Stone
Address:	111 John Street, Suite 2650 New York, NY 10038 United States	Address:	111 John Street, Suite 2650 New York, NY 10038 United States
Phone:	1.212.962.1082	Phone:	1.212.962.1082
Contact:	Cengiz Ilhan	Contact:	Cengiz Ilhan
E-mail:	cengiz@classicstoneadb.com	E-mail:	cengiz@classicstoneadb.com
Web:	https://classicstoneadb.com/	Web:	https://classicstoneadb.com/



Product:	RED TRAVERTINE
Color / Finish:	HONED / FILLED
Thickness:	3/4"
Size / Dimensions:	PER ID DRAWINGS
Grout:	LATICRETE - #58
Grout Size:	1/16" MAX
Location:	COUNTERTOP IN RESTROOM AT SHORT COURSE

Required Item(s) for Designer Approval Prior to Fabrication :

<input checked="" type="checkbox"/> Finish Sample	<input checked="" type="checkbox"/> Slab Photos
---	---

Instructions:

1. SLAB TO BE 3/4" MIN. THICK
TILE TO BE 3/8" MIN. THICK
MOSAIC TILE TO BE 3/8" MIN. THICK
UNLESS OTHERWISE NOTED.
2. -ALL STONE TO BE SEALED AS REQUIRED.
3. -ACCEPTABLE RANGE OF COLOR/VEINING AND SLAB SELECTION TO BE APPROVED AND/OR SELECTED BY DESIGNER.
4. -STONE TO BE SEALED AND MAINTAINED AS PER VENDOR RECOMMENDATION.
5. -GROUT COLOR TO BE APPROVED BY DESIGNER PRIOR TO INSTALLATION.

ST-106

CHAMPALIMAUD

PROJECT NAME :	Atlantic Fields Golf Programming Project Manual		
Project #:	21028.05	Item Number:	ST-106
Issue Date:	10/18/2023	Item Description:	RED TRAVERTINE GOLF HOUSE
Revision(s):	10/18/2023 (1)	Item Quantity:	0 Sq. Ft.
		Item Quantity Locations:	

6. -MUST MEET ALL LOCAL SLIP COEFFICIENT CODES.
7. -SEE DRAWINGS FOR LOCATIONS AND DETAILS.
8. -ALL MATERIALS TO BE SUITABLE FOR THE LOCAL CLIMATE AND FIT FOR INTENDED PURPOSE.
9. -ALL MATERIALS TO BE RESIST UV COLOR CHANGE
10. -ALL MATERIALS TO COMPLY WITH OPERATOR BRAND STANDARDS AND DESIGN GUIDELINES.

CHAMPALIMAUD

PROJECT NAME :	Atlantic Fields Golf Programming Project Manual		
Project #:	21028.05	Item Number:	ST-201
Issue Date:	09/29/2023	Item Description:	BASALT COMFORT STATION 1
Revision(s):		Item Quantity:	0 Sq. Ft.
		Item Quantity Locations:	
Manufacturer:	Classic Stone	Source:	Classic Stone
Address:	111 John Street, Suite 2650 New York, NY 10038 United States	Address:	111 John Street, Suite 2650 New York, NY 10038 United States
Phone:	1.212.962.1082	Phone:	1.212.962.1082
Contact:	Cengiz Ilhan	Contact:	Cengiz Ilhan
E-mail:	cengiz@classicstoneadb.com	E-mail:	cengiz@classicstoneadb.com
Web:	https://classicstoneadb.com/	Web:	https://classicstoneadb.com/



Product:	BASALT STONE
Color / Finish:	LEATHERED - TO MATCH ID SAMPLE
Thickness:	7/8" THICK
Size / Dimensions:	PER ID DRAWINGS
Grout:	LATICRETE - #22 MIDNIGHT BLACK
Grout Size:	1/16" MAX
Edge Detail:	PER ID DRAWINGS
Location:	THROUGHOUT COMFORT STATION 1

Required Item(s) for Designer Approval Prior to Fabrication :

<input checked="" type="checkbox"/> Finish Sample	<input checked="" type="checkbox"/> Slab Photos
---	---

Instructions:

1. SLAB TO BE 3/4" MIN. THICK
TILE TO BE 3/8" MIN. THICK
MOSAIC TILE TO BE 3/8" MIN. THICK
UNLESS OTHERWISE NOTED.
2. -ALL STONE TO BE SEALED AS REQUIRED.
3. -ACCEPTABLE RANGE OF COLOR/VEINING AND SLAB SELECTION TO BE APPROVED AND/OR SELECTED BY DESIGNER.
4. -STONE TO BE SEALED AND MAINTAINED AS PER VENDOR RECOMMENDATION.
5. -GROUT COLOR TO BE APPROVED BY DESIGNER PRIOR TO INSTALLATION.

ST-201

CHAMPALIMAUD

PROJECT NAME :	Atlantic Fields Golf Programming Project Manual		
Project #:	21028.05	Item Number:	ST-201
Issue Date:	09/29/2023	Item Description:	BASALT COMFORT STATION 1
Revision(s):		Item Quantity:	0 Sq. Ft.
		Item Quantity Locations:	

6. -MUST MEET ALL LOCAL SLIP COEFFICIENT CODES.
7. -SEE DRAWINGS FOR LOCATIONS AND DETAILS.
8. -ALL MATERIALS TO BE SUITABLE FOR THE LOCAL CLIMATE AND FIT FOR INTENDED PURPOSE.
9. -ALL MATERIALS TO BE RESIST UV COLOR CHANGE
10. -ALL MATERIALS TO COMPLY WITH OPERATOR BRAND STANDARDS AND DESIGN GUIDELINES.

CHAMPALIMAUD

PROJECT NAME :	Atlantic Fields Golf Programming Project Manual		
Project #:	21028.05	Item Number:	ST-301
Issue Date:	09/29/2023	Item Description:	TERRAZZO COMFORT STATION 2
Revision(s):		Item Quantity:	0 Sq. Ft.
		Item Quantity Locations:	
Manufacturer:	Terrazzo & Marble Supply	Source:	Terrazzo & Marble Supply
Address:	464 Northgate Parkway Wheeling, IL 60990 United States	Address:	464 Northgate Parkway Wheeling, IL 60990 United States
Phone:		Phone:	
Contact:	Cameo Morningstar	Contact:	Cameo Morningstar
E-mail:	cmorningstar@tmsupply.com	E-mail:	cmorningstar@tmsupply.com
Web:	www.tmsupply.com	Web:	www.tmsupply.com



Product:	TERRAZZO POURED IN SITU
Color / Finish:	HONED - TO MATCH ID SAMPLE
Thickness:	3/4"
Transition Strip:	1/4" SCHULTER STRIP, BRUSHED NICKEL
Size / Dimensions:	PER ID DRAWINGS
Location:	FLOORING AT GOLF HOUSE

Required Item(s) for Designer Approval Prior to Fabrication :

<input checked="" type="checkbox"/> Finish Sample	<input checked="" type="checkbox"/> Slab Photos
---	---

Instructions:

1. SLAB TO BE 3/4" MIN. THICK
TILE TO BE 3/8" MIN. THICK
MOSAIC TILE TO BE 3/8" MIN. THICK
UNLESS OTHERWISE NOTED.
2. -ALL STONE TO BE SEALED AS REQUIRED.
3. -ACCEPTABLE RANGE OF COLOR/VEINING AND SLAB SELECTION TO BE APPROVED AND/OR SELECTED BY DESIGNER.
4. -STONE TO BE SEALED AND MAINTAINED AS PER VENDOR RECOMMENDATION.
5. -GROUT COLOR TO BE APPROVED BY DESIGNER PRIOR TO INSTALLATION.

ST-301

CHAMPALIMAUD

PROJECT NAME :	Atlantic Fields Golf Programming Project Manual		
Project #:	21028.05	Item Number:	ST-301
Issue Date:	09/29/2023	Item Description:	TERRAZZO COMFORT STATION 2
Revision(s):		Item Quantity:	0 Sq. Ft.
		Item Quantity Locations:	

6. -MUST MEET ALL LOCAL SLIP COEFFICIENT CODES.
7. -SEE DRAWINGS FOR LOCATIONS AND DETAILS.
8. -ALL MATERIALS TO BE SUITABLE FOR THE LOCAL CLIMATE AND FIT FOR INTENDED PURPOSE.
9. -ALL MATERIALS TO BE RESIST UV COLOR CHANGE
10. -ALL MATERIALS TO COMPLY WITH OPERATOR BRAND STANDARDS AND DESIGN GUIDELINES.

CHAMPALIMAUD

PROJECT NAME :	Atlantic Fields Golf Programming Project Manual		
Project #:	21028.05	Item Number:	ST-302
Issue Date:	09/29/2023	Item Description:	CALACATTA GOLD RESTROOM AT COMFORT STATION 2
Revision(s):		Item Quantity:	0 Sq. Ft.
		Item Quantity Locations:	
Manufacturer:	Classic Stone	Source:	Classic Stone
Address:	111 John Street, Suite 2650 New York, NY 10038 United States	Address:	111 John Street, Suite 2650 New York, NY 10038 United States
Phone:	1.212.962.1082	Phone:	1.212.962.1082
Contact:	Cengiz Ilhan	Contact:	Cengiz Ilhan
E-mail:	cengiz@classicstoneadb.com	E-mail:	cengiz@classicstoneadb.com
Web:	https://classicstoneadb.com/	Web:	https://classicstoneadb.com/



Product:	CALACATTA GOLD STONE
Color / Finish:	POLISHED - TO MATCH ID SAMPLE
Thickness:	PER ID DRAWINGS
Size / Dimensions:	PER ID DRAWINGS
Grout:	LATICRETE - #44 BRIGHT WHITE
Grout Size:	1/16" MAX
Edge Detail:	PER ID DRAWINGS
Location:	COUNTER TOP IN RESTROOM AT COMFORT STATION 2

Required Item(s) for Designer Approval Prior to Fabrication :

<input checked="" type="checkbox"/> Finish Sample	<input checked="" type="checkbox"/> Slab Photos
---	---

Instructions:

1. SLAB TO BE 3/4" MIN. THICK
TILE TO BE 3/8" MIN. THICK
MOSAIC TILE TO BE 3/8" MIN. THICK
UNLESS OTHERWISE NOTED.
2. -ALL STONE TO BE SEALED AS REQUIRED.
3. -ACCEPTABLE RANGE OF COLOR/VEINING AND SLAB SELECTION TO BE APPROVED AND/OR SELECTED BY DESIGNER.
4. -STONE TO BE SEALED AND MAINTAINED AS PER VENDOR RECOMMENDATION.

ST-302


CHAMPALIMAUD

PROJECT NAME :	Atlantic Fields Golf Programming Project Manual		
Project #:	21028.05	Item Number:	ST-302
Issue Date:	09/29/2023	Item Description:	CALACATTA GOLD RESTROOM AT COMFORT STATION 2
Revision(s):		Item Quantity:	0 Sq. Ft.
		Item Quantity Locations:	

5. -GROUT COLOR TO BE APPROVED BY DESIGNER PRIOR TO INSTALLATION.
6. -MUST MEET ALL LOCAL SLIP COEFFICIENT CODES.
7. -SEE DRAWINGS FOR LOCATIONS AND DETAILS.
8. -ALL MATERIALS TO BE SUITABLE FOR THE LOCAL CLIMATE AND FIT FOR INTENDED PURPOSE.
9. -ALL MATERIALS TO BE RESIST UV COLOR CHANGE
10. -ALL MATERIALS TO COMPLY WITH OPERATOR BRAND STANDARDS AND DESIGN GUIDELINES.

CHAMPALIMAUD

PROJECT NAME :	Atlantic Fields Golf Programming Project Manual		
Project #:	21028.05	Item Number:	ST-501
Issue Date:	09/29/2023	Item Description:	CALACATTA TURQUOISE PERFORMANCE
Revision(s):		Item Quantity:	0 Sq. Ft.
		Item Quantity Locations:	
Manufacturer:	Classic Stone	Source:	Classic Stone
Address:	111 John Street, Suite 2650 New York, NY 10038 United States	Address:	111 John Street, Suite 2650 New York, NY 10038 United States
Phone:	1.212.962.1082	Phone:	1.212.962.1082
Contact:	Cengiz Ilhan	Contact:	Cengiz Ilhan
E-mail:	cengiz@classicstoneadb.com	E-mail:	cengiz@classicstoneadb.com
Web:	https://classicstoneadb.com/	Web:	https://classicstoneadb.com/



Product:	CALACATTA TURQUOISE
Color / Finish:	POLISHED - TO MATCH ID SAMPLE
Thickness:	PER ID DRAWINGS
Size / Dimensions:	PER ID DRAWINGS
Grout:	LATICRETE - #44 BRIGHT WHITE
Grout Size:	1/16" MAX
Edge Detail:	PER ID DRAWINGS
Location:	SERVICE STATIONS AT PERFORMANCE

Required Item(s) for Designer Approval Prior to Fabrication :

<input checked="" type="checkbox"/> Finish Sample	<input checked="" type="checkbox"/> Slab Photos
---	---

Instructions:

1. SLAB TO BE 3/4" MIN. THICK
TILE TO BE 3/8" MIN. THICK
MOSAIC TILE TO BE 3/8" MIN. THICK
UNLESS OTHERWISE NOTED.
2. -ALL STONE TO BE SEALED AS REQUIRED.
3. -ACCEPTABLE RANGE OF COLOR/VEINING AND SLAB SELECTION TO BE APPROVED AND/OR SELECTED BY DESIGNER.
4. -STONE TO BE SEALED AND MAINTAINED AS PER VENDOR RECOMMENDATION.
5. -GROUT COLOR TO BE APPROVED BY DESIGNER PRIOR TO INSTALLATION.

ST-501

CHAMPALIMAUD

PROJECT NAME :	Atlantic Fields Golf Programming Project Manual		
Project #:	21028.05	Item Number:	ST-501
Issue Date:	09/29/2023	Item Description:	CALACATTA TURQUOISE PERFORMANCE
Revision(s):		Item Quantity:	0 Sq. Ft.
		Item Quantity Locations:	

6. -MUST MEET ALL LOCAL SLIP COEFFICIENT CODES.
7. -SEE DRAWINGS FOR LOCATIONS AND DETAILS.
8. -ALL MATERIALS TO BE SUITABLE FOR THE LOCAL CLIMATE AND FIT FOR INTENDED PURPOSE.
9. -ALL MATERIALS TO BE RESIST UV COLOR CHANGE
10. -ALL MATERIALS TO COMPLY WITH OPERATOR BRAND STANDARDS AND DESIGN GUIDELINES.

CHAMPALIMAUD

PROJECT NAME :	Atlantic Fields Golf Programming Project Manual		
Project #:	21028.05	Item Number:	ST-502
Issue Date:	09/29/2023	Item Description:	BIANCO DOLOMITI PERFORMANCE
Revision(s):		Item Quantity:	0 Sq. Ft.
		Item Quantity Locations:	
Manufacturer:	Classic Stone	Source:	Classic Stone
Address:	111 John Street, Suite 2650 New York, NY 10038 United States	Address:	111 John Street, Suite 2650 New York, NY 10038 United States
Phone:	1.212.962.1082	Phone:	1.212.962.1082
Contact:	Cengiz Ilhan	Contact:	Cengiz Ilhan
E-mail:	cengiz@classicstoneadb.com	E-mail:	cengiz@classicstoneadb.com
Web:	https://classicstoneadb.com/	Web:	https://classicstoneadb.com/



Product:	BIANCO DOLOMITI
Color / Finish:	HONED - TO MATCH ID SAMPLE
Thickness:	PER ID DRAWINGS
Size / Dimensions:	PER ID DRAWINGS
Grout:	LATICRETE - #44 BRIGHT WHITE
Grout Size:	1/16" MAX
Edge Detail:	PER ID DRAWINGS
Location:	COUNTER TOPS AND SHOWER WALLS IN RESTROOM AT PERFORMANCE

Required Item(s) for Designer Approval Prior to Fabrication :

<input checked="" type="checkbox"/> Finish Sample	<input checked="" type="checkbox"/> Slab Photos
---	---

Instructions:

1. SLAB TO BE 3/4" MIN. THICK
TILE TO BE 3/8" MIN. THICK
MOSAIC TILE TO BE 3/8" MIN. THICK
UNLESS OTHERWISE NOTED.
2. -ALL STONE TO BE SEALED AS REQUIRED.
3. -ACCEPTABLE RANGE OF COLOR/VEINING AND SLAB SELECTION TO BE APPROVED AND/OR SELECTED BY DESIGNER.
4. -STONE TO BE SEALED AND MAINTAINED AS PER VENDOR RECOMMENDATION.
5. -GROUT COLOR TO BE APPROVED BY DESIGNER PRIOR TO INSTALLATION.

ST-502

CHAMPALIMAUD

PROJECT NAME : Atlantic Fields Golf Programming Project Manual

Project #:	21028.05	Item Number:	ST-502
Issue Date:	09/29/2023	Item Description:	BIANCO DOLOMITI PERFORMANCE
Revision(s):		Item Quantity:	0 Sq. Ft.
		Item Quantity Locations:	

6. -MUST MEET ALL LOCAL SLIP COEFFICIENT CODES.
7. -SEE DRAWINGS FOR LOCATIONS AND DETAILS.
8. -ALL MATERIALS TO BE SUITABLE FOR THE LOCAL CLIMATE AND FIT FOR INTENDED PURPOSE.
9. -ALL MATERIALS TO BE RESIST UV COLOR CHANGE
10. -ALL MATERIALS TO COMPLY WITH OPERATOR BRAND STANDARDS AND DESIGN GUIDELINES.

ST-502

CHAMPALIMAUD

PROJECT NAME :	Atlantic Fields Golf Programming Project Manual		
Project #:	21028.05	Item Number:	ST-503
Issue Date:	09/29/2023	Item Description:	BLUE LAVA STONE PERFORMANCE
Revision(s):		Item Quantity:	0 Sq. Ft.
		Item Quantity Locations:	
Manufacturer:	Pyrolave Architecture	Source:	Pyrolave Architecture
Address:	The Barn at Windfallwood Cottage, Windfallwood Common Haslemere, Surrey GU27 3BX United Kingdom	Address:	The Barn at Windfallwood Cottage Windfallwood Common Haslemere, Surrey GU27 3BX United Kingdom
Phone:	01428-707154	Phone:	01428-707154
Contact:	Geoff Leach	Contact:	Geoff Leach
E-mail:	Geoff@pyrolave-architecture.com	E-mail:	Geoff@pyrolave-architecture.com
Web:		Web:	



Product:	LAVA STONE
Color / Finish:	AIGUE MARINE
Thickness:	TBC WITH MANUFACTURER
Size / Dimensions:	PER ID DRAWINGS
Grout:	LATICRETE - #44 BRIGHT WHITE
Grout Size:	1/16" MAX.
Edge Detail:	PER ID DRAWINGS
Location:	COUNTERTOP AND BACKSPLASH AT GOLF HOUSE

Required Item(s) for Designer Approval Prior to Fabrication :



Finish Sample



Slab Photos

Instructions:

1. SLAB TO BE 3/4" MIN. THICK
TILE TO BE 3/8" MIN. THICK
MOSAIC TILE TO BE 3/8" MIN. THICK
UNLESS OTHERWISE NOTED.
2. -ALL STONE TO BE SEALED AS REQUIRED.
3. -ACCEPTABLE RANGE OF COLOR/VEINING AND SLAB SELECTION TO BE APPROVED AND/OR SELECTED BY DESIGNER.
4. -STONE TO BE SEALED AND MAINTAINED AS PER VENDOR RECOMMENDATION.

ST-503

CHAMPALIMAUD

PROJECT NAME : Atlantic Fields Golf Programming Project Manual

Project #:	21028.05	Item Number:	ST-503
Issue Date:	09/29/2023	Item Description:	BLUE LAVA STONE PERFORMANCE
Revision(s):		Item Quantity:	0 Sq. Ft.
		Item Quantity Locations:	


5. -GROUT COLOR TO BE APPROVED BY DESIGNER PRIOR TO INSTALLATION.
6. -MUST MEET ALL LOCAL SLIP COEFFICIENT CODES.
7. -SEE DRAWINGS FOR LOCATIONS AND DETAILS.
8. -ALL MATERIALS TO BE SUITABLE FOR THE LOCAL CLIMATE AND FIT FOR INTENDED PURPOSE.
9. -ALL MATERIALS TO BE RESIST UV COLOR CHANGE
10. -ALL MATERIALS TO COMPLY WITH OPERATOR BRAND STANDARDS AND DESIGN GUIDELINES.

ST-503

Tile

CHAMPALIMAUD

PROJECT NAME :	Atlantic Fields Golf Programming Project Manual		
Project #:	21028.05	Item Number:	T-101
Issue Date:	09/29/2023	Item Description:	BLUE TILE RESTROOM AT GOLF HOUSE
Revision(s):		Item Quantity:	0 Sq. Ft.
		Item Quantity Locations:	
Manufacturer:	Ann Sacks	Source:	Ann Sacks
Address:	37 East 18 Street New York, NY 10003 United States	Address:	37 East 18th Street New York, NY 10003 United States
Phone:	(212) 529-2800	Phone:	(212) 529-2800
Contact:	Denise Keller	Contact:	Debra Adase
E-mail:	denise.keller@annsacks.com	E-mail:	Debra.Adase@annsacks.com
Web:	www.annsacks.com	Web:	



Product:	ELEMENTS FIELD TILE
Color / Finish:	G2073 LAPIS IN STONEWARE
Thickness:	3/8"
Size / Dimensions:	8 X 8 - VERTICAL
Grout:	LATICRETE - #53 TWILIGHT BLUE
Grout Size:	1/16" MAX
Notes:	SEE ID DRAWINGS FOR LAYOUT
Location:	WALL TILE IN RESTROOM AT GOLF HOUSE

Required Item(s) for Designer Approval Prior to Fabrication :

<input checked="" type="checkbox"/> Finish Sample

Instructions:

1. -SEE DRAWINGS FOR PATTERN
2. -SEE DRAWINGS FOR LOCATIONS AND DETAILS
3. -ACCEPTABLE RANGE OF COLOR TO BE APPROVED BY DESIGNER
4. -TILE TO BE MAINTAINED AS PER VENDOR RECOMMENDATION.
5. -GROUT COLOR TO BE APPROVED BY DESIGNER PRIOR TO INSTALLATION.
6. -SEE DRAWING FOR CUT SIZES.
7. MUST MEET ALL LOCAL SLIP COEFFICIENT CODES.
8. -ALL MATERIALS TO BE SUITABLE FOR THE LOCAL CLIMATE AND FIT FOR INTENDED PURPOSE.

T-101

CHAMPALIMAUD


PROJECT NAME :	Atlantic Fields Golf Programming Project Manual		
Project #:	21028.05	Item Number:	T-101
Issue Date:	09/29/2023	Item Description:	BLUE TILE RESTROOM AT GOLF HOUSE
Revision(s):		Item Quantity:	0 Sq. Ft.
		Item Quantity Locations:	

9. -ALL MATERIALS TO BE RESIST UV COLOR CHANGE

10. -ALL MATERIALS TO COMPLY WITH OPERATOR BRAND STANDARDS AND DESIGN GUIDELINES.

CHAMPALIMAUD

PROJECT NAME :	Atlantic Fields Golf Programming Project Manual		
Project #:	21028.05	Item Number:	T-102
Issue Date:	09/29/2023	Item Description:	ACCENT PEAK TILE RESTROOM AT GOLF HOUSE
Revision(s):		Item Quantity:	0 Sq. Ft.
		Item Quantity Locations:	
Manufacturer:	Ann Sacks	Source:	Ann Sacks
Address:	37 East 18 Street New York, NY 10003 United States	Address:	37 East 18th Street New York, NY 10003 United States
Phone:	(212) 529-2800	Phone:	(212) 529-2800
Contact:	Denise Keller	Contact:	Debra Adase
E-mail:	denise.keller@annsacks.com	E-mail:	Debra.Adase@annsacks.com
Web:	www.annsacks.com	Web:	



Product:	PEAK FIELD TILE
Color / Finish:	LAPIS
Thickness:	3/8"
Size / Dimensions:	8 X 8 - VERTICAL
Grout:	LATICRETE - #53 TWILIGHT BLUE
Grout Size:	1/16" MAX
Notes:	SEE ID DRAWINGS FOR LAYOUT
Location:	ACCENT TILE IN RESTROOM AT GOLF HOUSE

Required Item(s) for Designer Approval Prior to Fabrication :

Finish Sample

Instructions:

1. -SEE DRAWINGS FOR PATTERN
2. -SEE DRAWINGS FOR LOCATIONS AND DETAILS
3. -ACCEPTABLE RANGE OF COLOR TO BE APPROVED BY DESIGNER
4. -TILE TO BE MAINTAINED AS PER VENDOR RECOMMENDATION.
5. -GROUT COLOR TO BE APPROVED BY DESIGNER PRIOR TO INSTALLATION.
6. -SEE DRAWING FOR CUT SIZES.
7. MUST MEET ALL LOCAL SLIP COEFFICIENT CODES.
8. -ALL MATERIALS TO BE SUITABLE FOR THE LOCAL CLIMATE AND FIT FOR INTENDED PURPOSE.

T-102

CHAMPALIMAUD


PROJECT NAME :	Atlantic Fields Golf Programming Project Manual		
Project #:	21028.05	Item Number:	T-102
Issue Date:	09/29/2023	Item Description:	ACCENT PEAK TILE RESTROOM AT GOLF HOUSE
Revision(s):		Item Quantity:	0 Sq. Ft.
		Item Quantity Locations:	

9. -ALL MATERIALS TO BE RESIST UV COLOR CHANGE

10. -ALL MATERIALS TO COMPLY WITH OPERATOR BRAND STANDARDS AND DESIGN GUIDELINES.

CHAMPALIMAUD

PROJECT NAME :	Atlantic Fields Golf Programming Project Manual		
Project #:	21028.05	Item Number:	T-103
Issue Date:	09/29/2023	Item Description:	ACCENT VALLEY TILE RESTROOM AT GOLF HOUSE
Revision(s):		Item Quantity:	0 Sq. Ft.
		Item Quantity Locations:	
Manufacturer:	Ann Sacks	Source:	Ann Sacks
Address:	37 East 18 Street New York, NY 10003 United States	Address:	37 East 18th Street New York, NY 10003 United States
Phone:	(212) 529-2800	Phone:	(212) 529-2800
Contact:	Denise Keller	Contact:	Debra Adase
E-mail:	denise.keller@annsacks.com	E-mail:	Debra.Adase@annsacks.com
Web:	www.annsacks.com	Web:	



Product:	VALLEY FIELD TILE
Color / Finish:	LAPIS
Thickness:	3/8"
Size / Dimensions:	8 X 8 - VERTICAL
Grout:	LATICRETE - #53 TWILIGHT BLUE
Grout Size:	1/16" MAX
Notes:	SEE ID DRAWINGS FOR LAYOUT
Location:	ACCENT TILE IN RESTROOM AT GOLF HOUSE

Required Item(s) for Designer Approval Prior to Fabrication :

<input checked="" type="checkbox"/> Finish Sample

Instructions:

1. -SEE DRAWINGS FOR PATTERN
2. -SEE DRAWINGS FOR LOCATIONS AND DETAILS
3. -ACCEPTABLE RANGE OF COLOR TO BE APPROVED BY DESIGNER
4. -TILE TO BE MAINTAINED AS PER VENDOR RECOMMENDATION.
5. -GROUT COLOR TO BE APPROVED BY DESIGNER PRIOR TO INSTALLATION.
6. -SEE DRAWING FOR CUT SIZES.
7. MUST MEET ALL LOCAL SLIP COEFFICIENT CODES.
8. -ALL MATERIALS TO BE SUITABLE FOR THE LOCAL CLIMATE AND FIT FOR INTENDED PURPOSE.

T-103

CHAMPALIMAUD

PROJECT NAME :	Atlantic Fields Golf Programming Project Manual		
Project #:	21028.05	Item Number:	T-103
Issue Date:	09/29/2023	Item Description:	ACCENT VALLEY TILE RESTROOM AT GOLF HOUSE
Revision(s):		Item Quantity:	0 Sq. Ft.
		Item Quantity Locations:	

9. -ALL MATERIALS TO BE RESIST UV COLOR CHANGE

10. -ALL MATERIALS TO COMPLY WITH OPERATOR BRAND STANDARDS AND DESIGN GUIDELINES.


CHAMPALIMAUD

PROJECT NAME : Atlantic Fields Golf Programming Project Manual

Project #:	21028.05	Item Number:	T-104
Issue Date:	09/29/2023	Item Description:	OPEN ITEM - NOT IN USE
Revision(s):	10/18/2023 (1)	Item Quantity:	0 Sq. Ft.
		Item Quantity Locations:	

Manufacturer:	Source:
Address:	Address:

Phone:	Phone:
Contact:	Contact:
E-mail:	E-mail:
Web:	Web:



Required Item(s) for Designer Approval Prior to Fabrication :

<input checked="" type="checkbox"/> Finish Sample

Instructions:

1. -SEE DRAWINGS FOR PATTERN
2. -SEE DRAWINGS FOR LOCATIONS AND DETAILS
3. -ACCEPTABLE RANGE OF COLOR TO BE APPROVED BY DESIGNER
4. -TILE TO BE MAINTAINED AS PER VENDOR RECOMMENDATION.
5. -GROUT COLOR TO BE APPROVED BY DESIGNER PRIOR TO INSTALLATION.
6. -SEE DRAWING FOR CUT SIZES.
7. MUST MEET ALL LOCAL SLIP COEFFICIENT CODES.
8. -ALL MATERIALS TO BE SUITABLE FOR THE LOCAL CLIMATE AND FIT FOR INTENDED PURPOSE.

T-104

CHAMPALIMAUD

PROJECT NAME :	Atlantic Fields Golf Programming Project Manual		
Project #:	21028.05	Item Number:	T-104
Issue Date:	09/29/2023	Item Description:	OPEN ITEM - NOT IN USE
Revision(s):	10/18/2023 (1)	Item Quantity:	0 Sq. Ft.
		Item Quantity Locations:	

9. -ALL MATERIALS TO BE RESIST UV COLOR CHANGE

10. -ALL MATERIALS TO COMPLY WITH OPERATOR BRAND STANDARDS AND DESIGN GUIDELINES.

CHAMPALIMAUD

PROJECT NAME :	Atlantic Fields Golf Programming Project Manual		
Project #:	21028.05	Item Number:	T-105
Issue Date:	09/29/2023	Item Description:	QUARRY TILE BAR AT GOLF HOUSE
Revision(s):		Item Quantity:	0 Sq. Ft.
		Item Quantity Locations:	
Manufacturer:	Daltile	Source:	Daltile
Address:	49 E 21st New York , NY 10010 United States	Address:	49 E 21st New York , NY 10010 United States
Phone:	(212) 471-0256	Phone:	(212) 471-0256
Contact:	John Roberts	Contact:	Francisco Bautista
E-mail:	john.roberts@daltile.com	E-mail:	Francisco.bautista@daltile.com
Web:		Web:	



Product:	QUARRY TILE
Color / Finish:	OQ48 ARID FLASH
Thickness:	1/2" THICK
Size / Dimensions:	6"x6"
Grout:	LATICRETE, #34 SANDSTONE
Grout Size:	1/16" MAX.
Notes:	SEE ID DRAWINGS FOR LAYOUT
Location:	BACK BAR FLOORING AT GOLF HOUSE

Required Item(s) for Designer Approval Prior to Fabrication :

Finish Sample

Instructions:

1. -SEE DRAWINGS FOR PATTERN
2. -SEE DRAWINGS FOR LOCATIONS AND DETAILS
3. -ACCEPTABLE RANGE OF COLOR TO BE APPROVED BY DESIGNER
4. -TILE TO BE MAINTAINED AS PER VENDOR RECOMMENDATION.
5. -GROUT COLOR TO BE APPROVED BY DESIGNER PRIOR TO INSTALLATION.
6. -SEE DRAWING FOR CUT SIZES.
7. MUST MEET ALL LOCAL SLIP COEFFICIENT CODES.
8. -ALL MATERIALS TO BE SUITABLE FOR THE LOCAL CLIMATE AND FIT FOR INTENDED PURPOSE.

T-105

CHAMPALIMAUD

PROJECT NAME :	Atlantic Fields Golf Programming Project Manual		
Project #:	21028.05	Item Number:	T-105
Issue Date:	09/29/2023	Item Description:	QUARRY TILE BAR AT GOLF HOUSE
Revision(s):		Item Quantity:	0 Sq. Ft.
		Item Quantity Locations:	

9. -ALL MATERIALS TO BE RESIST UV COLOR CHANGE

10. -ALL MATERIALS TO COMPLY WITH OPERATOR BRAND STANDARDS AND DESIGN GUIDELINES.

CHAMPALIMAUD

PROJECT NAME :	Atlantic Fields Golf Programming Project Manual		
Project #:	21028.05	Item Number:	T-105
Issue Date:	09/29/2023	Item Description:	QUARRY TILE BAR AT GOLF HOUSE
Revision(s):		Item Quantity:	0 Sq. Ft.



AVAILABLE SHAPES AND SIZES



Arid Flash Square

Color Code: OQ48
Thickness: 1/2
Size: 6X6
Finish: Abrasive
Shade Variation: V3: High
Country of Origin: United States

☞ SAMPLE COMING SOON

APPLICATION +


TECHNICAL SPECIFICATIONS -

	TEST METHOD	RESULT
Water Absorption	ASTM C373	< 3.0
Breaking Strength	ASTM C648	> 350 lbs
Scratch Hardness	ASTM MOHS	7
Chemical Resistance	ASTM C650	Resistant



CHAMPALIMAUD

PROJECT NAME :	Atlantic Fields Golf Programming Project Manual		
Project #:	21028.05	Item Number:	T-201
Issue Date:	09/29/2023	Item Description:	GREEN TILE COMFORT STATION 1
Revision(s):		Item Quantity:	0 Sq. Ft.
		Item Quantity Locations:	
Manufacturer:	Zia Tile	Source:	Zia Tile
Address:	United States	Address:	United States
Phone:		Phone:	
Contact:		Contact:	
E-mail:	orders@ziatile.com	E-mail:	
Web:		Web:	



Product:	SUBWAY TILE
Color / Finish:	KELP FOREST - GLOSSY
Thickness:	3/8"
Size / Dimensions:	2 X 8 - VERTICAL
Grout:	LATICRETE - #35 MOCHA
Grout Size:	1/16" MAX
Notes:	SEE ID DRAWINGS FOR LAYOUT
Location:	WALL TILE AT COMFORT STATION 1

Required Item(s) for Designer Approval Prior to Fabrication :

<input checked="" type="checkbox"/> Finish Sample

Instructions:

1. -SEE DRAWINGS FOR PATTERN
2. -SEE DRAWINGS FOR LOCATIONS AND DETAILS
3. -ACCEPTABLE RANGE OF COLOR TO BE APPROVED BY DESIGNER
4. -TILE TO BE MAINTAINED AS PER VENDOR RECOMMENDATION.
5. -GROUT COLOR TO BE APPROVED BY DESIGNER PRIOR TO INSTALLATION.
6. -SEE DRAWING FOR CUT SIZES.
7. MUST MEET ALL LOCAL SLIP COEFFICIENT CODES.
8. -ALL MATERIALS TO BE SUITABLE FOR THE LOCAL CLIMATE AND FIT FOR INTENDED PURPOSE.

T-201

CHAMPALIMAUD

PROJECT NAME : Atlantic Fields Golf Programming Project Manual

Project #:	21028.05	Item Number:	T-201
Issue Date:	09/29/2023	Item Description:	GREEN TILE COMFORT STATION 1
Revision(s):		Item Quantity:	0 Sq. Ft.
		Item Quantity Locations:	

9. -ALL MATERIALS TO BE RESIST UV COLOR CHANGE

10. -ALL MATERIALS TO COMPLY WITH OPERATOR BRAND STANDARDS AND DESIGN GUIDELINES.

CHAMPALIMAUD

PROJECT NAME :	Atlantic Fields Golf Programming Project Manual		
Project #:	21028.05	Item Number:	T-202
Issue Date:	09/29/2023	Item Description:	TERRACOTTA TILE RESTROOM AT COMFORT STATION 1
Revision(s):		Item Quantity:	0 Sq. Ft.
		Item Quantity Locations:	
Manufacturer:	Country Floors	Source:	Country Floors
Address:	United States	Address:	15 East 16th Street New York, NY 10003 United States
Phone:		Phone:	212-627-8300
Contact:		Contact:	Arda
E-mail:		E-mail:	arda@countryfloors.com
Web:	www.countryfloors.com	Web:	www.countryfloors.com



Product:	HANDPRESSED COTTO DARK NATURAL TERRACOTTA TILE
Product #:	TL80660
Color / Finish:	DARK NATURAL TERRACOTTA
Thickness:	3/8"
Size / Dimensions:	6 X 6
Grout:	LATICRETE - #58
Grout Size:	1/16" MAX
Notes:	SEE ID DRAWINGS FOR LAYOUT
Location:	FLOORING TILE IN RESTROOM AT COMFORT STATION

Required Item(s) for Designer Approval Prior to Fabrication :

Finish Sample

Instructions:

1. -SEE DRAWINGS FOR PATTERN
2. -SEE DRAWINGS FOR LOCATIONS AND DETAILS
3. -ACCEPTABLE RANGE OF COLOR TO BE APPROVED BY DESIGNER
4. -TILE TO BE MAINTAINED AS PER VENDOR RECOMMENDATION.
5. -GROUT COLOR TO BE APPROVED BY DESIGNER PRIOR TO INSTALLATION.
6. -SEE DRAWING FOR CUT SIZES.
7. MUST MEET ALL LOCAL SLIP COEFFICIENT CODES.

T-202

CHAMPALIMAUD

PROJECT NAME :	Atlantic Fields Golf Programming Project Manual		
Project #:	21028.05	Item Number:	T-202
Issue Date:	09/29/2023	Item Description:	TERRACOTTA TILE RESTROOM AT COMFORT STATION 1
Revision(s):		Item Quantity:	0 Sq. Ft.
		Item Quantity Locations:	

- 8. -ALL MATERIALS TO BE SUITABLE FOR THE LOCAL CLIMATE AND FIT FOR INTENDED PURPOSE.
- 9. -ALL MATERIALS TO BE RESIST UV COLOR CHANGE
- 10. -ALL MATERIALS TO COMPLY WITH OPERATOR BRAND STANDARDS AND DESIGN GUIDELINES.

CHAMPALIMAUD

PROJECT NAME :	Atlantic Fields Golf Programming Project Manual		
Project #:	21028.05	Item Number:	T-203
Issue Date:	09/29/2023	Item Description:	WHITE TEXTURE TILE RESTROOM AT COMFORT STATION 1
Revision(s):		Item Quantity:	0 Sq. Ft.
		Item Quantity Locations:	
Manufacturer:	Town and Country Surfaces	Source:	Town and Country Surfaces
Address:	230 Fifth Ave Suite 1714 New York, New York 10001 United States	Address:	230 Fifth Ave Suite 1714 New York, New York 10001 United States
Phone:	212 679 0312	Phone:	212 679 0312
Contact:		Contact:	Ronni Lieberman
E-mail:		E-mail:	ronni@tncsurfaces.com
Web:		Web:	



Product:	SQUARE TILE - SIGNS COLLECTION
Product #:	T-854
Color / Finish:	BIANCO LACCATO
Thickness:	3/8"
Size / Dimensions:	6 X 6
Grout:	LATICRETE - #44 BRIGHT WHITE
Grout Size:	1/16" MAX
Notes:	SEE ID DRAWINGS FOR LAYOUT
Location:	WALL TILE IN RESTROOM AT COMFORT STATION 1

Required Item(s) for Designer Approval Prior to Fabrication :

Finish Sample

Instructions:

1. -SEE DRAWINGS FOR PATTERN
2. -SEE DRAWINGS FOR LOCATIONS AND DETAILS
3. -ACCEPTABLE RANGE OF COLOR TO BE APPROVED BY DESIGNER
4. -TILE TO BE MAINTAINED AS PER VENDOR RECOMMENDATION.
5. -GROUT COLOR TO BE APPROVED BY DESIGNER PRIOR TO INSTALLATION.
6. -SEE DRAWING FOR CUT SIZES.
7. MUST MEET ALL LOCAL SLIP COEFFICIENT CODES.

T-203


CHAMPALIMAUD

PROJECT NAME :	Atlantic Fields Golf Programming Project Manual		
Project #:	21028.05	Item Number:	T-203
Issue Date:	09/29/2023	Item Description:	WHITE TEXTURE TILE RESTROOM AT COMFORT STATION 1
Revision(s):		Item Quantity:	0 Sq. Ft.
		Item Quantity Locations:	

- 8. -ALL MATERIALS TO BE SUITABLE FOR THE LOCAL CLIMATE AND FIT FOR INTENDED PURPOSE.
- 9. -ALL MATERIALS TO BE RESIST UV COLOR CHANGE
- 10. -ALL MATERIALS TO COMPLY WITH OPERATOR BRAND STANDARDS AND DESIGN GUIDELINES.

CHAMPALIMAUD

PROJECT NAME :	Atlantic Fields Golf Programming Project Manual		
Project #:	21028.05	Item Number:	T-204
Issue Date:	09/29/2023	Item Description:	WHITE BASE TILE RESTROOM AT COMFORT STATION 1
Revision(s):		Item Quantity:	0 Sq. Ft.
		Item Quantity Locations:	
Manufacturer:	Fireclay Tile	Source:	Fireclay Tile
Address:	United States	Address:	United States
Phone:		Phone:	
Contact:	Unha Kim	Contact:	Unha Kim
E-mail:	unha@fireclaytile.com	E-mail:	unha@fireclaytile.com
Web:	https://www.fireclaytile.com/	Web:	https://www.fireclaytile.com/



Product: CERAMIC TILE
Color / Finish: DAISY - MATTE
Thickness: 3/8"
Size / Dimensions: 2 X 8 - HORIZONTAL
Grout: LATICRETE - #44 BRIGHT WHITE
Grout Size: 1/16" MAX
Notes: SEE ID DRAWINGS FOR LAYOUT
Location: WALL BASE TILE IN RESTROOM AT COMFORT STATION 1

Required Item(s) for Designer Approval Prior to Fabrication :

Finish Sample

Instructions:

1. -SEE DRAWINGS FOR PATTERN
2. -SEE DRAWINGS FOR LOCATIONS AND DETAILS
3. -ACCEPTABLE RANGE OF COLOR TO BE APPROVED BY DESIGNER
4. -TILE TO BE MAINTAINED AS PER VENDOR RECOMMENDATION.
5. -GROUT COLOR TO BE APPROVED BY DESIGNER PRIOR TO INSTALLATION.
6. -SEE DRAWING FOR CUT SIZES.
7. MUST MEET ALL LOCAL SLIP COEFFICIENT CODES.

T-204

CHAMPALIMAUD

PROJECT NAME :	Atlantic Fields Golf Programming Project Manual		
Project #:	21028.05	Item Number:	T-204
Issue Date:	09/29/2023	Item Description:	WHITE BASE TILE RESTROOM AT COMFORT STATION 1
Revision(s):		Item Quantity:	0 Sq. Ft.
		Item Quantity Locations:	

- 8. -ALL MATERIALS TO BE SUITABLE FOR THE LOCAL CLIMATE AND FIT FOR INTENDED PURPOSE.
- 9. -ALL MATERIALS TO BE RESIST UV COLOR CHANGE
- 10. -ALL MATERIALS TO COMPLY WITH OPERATOR BRAND STANDARDS AND DESIGN GUIDELINES.

CHAMPALIMAUD

PROJECT NAME :	Atlantic Fields Golf Programming Project Manual		
Project #:	21028.05	Item Number:	T-205
Issue Date:	09/29/2023	Item Description:	WHITE TILE RESTROOM AT COMFORT STATION 1
Revision(s):		Item Quantity:	0 Sq. Ft.
		Item Quantity Locations:	
Manufacturer:	Town and Country Surfaces	Source:	Town and Country Surfaces
Address:	230 Fifth Ave Suite 1714 New York, New York 10001 United States	Address:	230 Fifth Ave Suite 1714 New York, New York 10001 United States
Phone:	212 679 0312	Phone:	212 679 0312
Contact:		Contact:	Ronni Lieberman
E-mail:		E-mail:	ronni@tncsurfaces.com
Web:		Web:	



Product:	SQUARE TILE - SIGNS COLLECTION
Product #:	T-854
Color / Finish:	BIANCO LACCATO PLAIN
Thickness:	3/8"
Size / Dimensions:	6 X 6
Grout:	LATICRETE - #44 BRIGHT WHITE
Grout Size:	1/16" MAX
Notes:	SEE ID DRAWINGS FOR LAYOUT
Location:	WALL TILE IN RESTROOM AT COMFORT STATION 1

Required Item(s) for Designer Approval Prior to Fabrication :

Finish Sample

Instructions:

1. -SEE DRAWINGS FOR PATTERN
2. -SEE DRAWINGS FOR LOCATIONS AND DETAILS
3. -ACCEPTABLE RANGE OF COLOR TO BE APPROVED BY DESIGNER
4. -TILE TO BE MAINTAINED AS PER VENDOR RECOMMENDATION.
5. -GROUT COLOR TO BE APPROVED BY DESIGNER PRIOR TO INSTALLATION.
6. -SEE DRAWING FOR CUT SIZES.
7. MUST MEET ALL LOCAL SLIP COEFFICIENT CODES.
8. -ALL MATERIALS TO BE SUITABLE FOR THE LOCAL CLIMATE AND FIT FOR INTENDED PURPOSE.

T-205

CHAMPALIMAUD


PROJECT NAME :	Atlantic Fields Golf Programming Project Manual		
Project #:	21028.05	Item Number:	T-205
Issue Date:	09/29/2023	Item Description:	WHITE TILE RESTROOM AT COMFORT STATION 1
Revision(s):		Item Quantity:	0 Sq. Ft.
		Item Quantity Locations:	

9. -ALL MATERIALS TO BE RESIST UV COLOR CHANGE

10. -ALL MATERIALS TO COMPLY WITH OPERATOR BRAND STANDARDS AND DESIGN GUIDELINES.

CHAMPALIMAUD

PROJECT NAME :	Atlantic Fields Golf Programming Project Manual		
Project #:	21028.05	Item Number:	T-301
Issue Date:	09/29/2023	Item Description:	BLUE TILE COMFORT STATION 2
Revision(s):		Item Quantity:	0 Sq. Ft.
		Item Quantity Locations:	
Manufacturer:	Zia Tile	Source:	Zia Tile
Address:	United States	Address:	United States
Phone:		Phone:	
Contact:		Contact:	
E-mail:	orders@ziatile.com	E-mail:	
Web:		Web:	



Product:	SUBWAY TILE
Color / Finish:	BLUE ETHERIAL - GLOSSY
Thickness:	3/8"
Size / Dimensions:	2 X 8 - VERTICAL
Grout:	LATICRETE - #53 TWILIGHT BLUE
Grout Size:	1/16" MAX
Notes:	SEE ID DRAWINGS FOR LAYOUT
Location:	WALL TILE AT COMFORT STATION 2

Required Item(s) for Designer Approval Prior to Fabrication :

<input checked="" type="checkbox"/> Finish Sample

Instructions:

1. -SEE DRAWINGS FOR PATTERN
2. -SEE DRAWINGS FOR LOCATIONS AND DETAILS
3. -ACCEPTABLE RANGE OF COLOR TO BE APPROVED BY DESIGNER
4. -TILE TO BE MAINTAINED AS PER VENDOR RECOMMENDATION.
5. -GROUT COLOR TO BE APPROVED BY DESIGNER PRIOR TO INSTALLATION.
6. -SEE DRAWING FOR CUT SIZES.
7. MUST MEET ALL LOCAL SLIP COEFFICIENT CODES.
8. -ALL MATERIALS TO BE SUITABLE FOR THE LOCAL CLIMATE AND FIT FOR INTENDED PURPOSE.

T-301

CHAMPALIMAUD

PROJECT NAME : Atlantic Fields Golf Programming Project Manual

Project #:	21028.05	Item Number:	T-301
Issue Date:	09/29/2023	Item Description:	BLUE TILE COMFORT STATION 2
Revision(s):		Item Quantity:	0 Sq. Ft.
		Item Quantity Locations:	

9. -ALL MATERIALS TO BE RESIST UV COLOR CHANGE

10. -ALL MATERIALS TO COMPLY WITH OPERATOR BRAND STANDARDS AND DESIGN GUIDELINES.

CHAMPALIMAUD

PROJECT NAME :	Atlantic Fields Golf Programming Project Manual		
Project #:	21028.05	Item Number:	T-501
Issue Date:	09/29/2023	Item Description:	FLOORING TILE RESTROOM AT PERFORMANCE
Revision(s):		Item Quantity:	0 Sq. Ft.
		Item Quantity Locations:	
Manufacturer:	Atlas Concorde	Source:	Atlas Concorde
Address:	117 Seaboard Ln f170 Franklin, TN 37067 United States	Address:	117 Seaboard Ln f170 Franklin, TN 37067 United States
Phone:	(615) 661-7200	Phone:	(615) 661-7200
Contact:		Contact:	
E-mail:		E-mail:	
Web:		Web:	



Product:	PORCELAIN FLOOR TILE
Color / Finish:	COVE BREEZE
Thickness:	3/8"
Size / Dimensions:	12 X 24
Grout:	LATICRETE - #44 BRIGHT WHITE
Grout Size:	1/16" MAX
Location:	FLOORING IN RESTROOM AT PERFORMANCE

Required Item(s) for Designer Approval Prior to Fabrication :

Finish Sample

Instructions:

1. -SEE DRAWINGS FOR PATTERN
2. -SEE DRAWINGS FOR LOCATIONS AND DETAILS
3. -ACCEPTABLE RANGE OF COLOR TO BE APPROVED BY DESIGNER
4. -TILE TO BE MAINTAINED AS PER VENDOR RECOMMENDATION.
5. -GROUT COLOR TO BE APPROVED BY DESIGNER PRIOR TO INSTALLATION.
6. -SEE DRAWING FOR CUT SIZES.
7. MUST MEET ALL LOCAL SLIP COEFFICIENT CODES.
8. -ALL MATERIALS TO BE SUITABLE FOR THE LOCAL CLIMATE AND FIT FOR INTENDED PURPOSE.

T-501

CHAMPALIMAUD


PROJECT NAME :	Atlantic Fields Golf Programming Project Manual		
Project #:	21028.05	Item Number:	T-501
Issue Date:	09/29/2023	Item Description:	FLOORING TILE RESTROOM AT PERFORMANCE
Revision(s):		Item Quantity:	0 Sq. Ft.
		Item Quantity Locations:	

9. -ALL MATERIALS TO BE RESIST UV COLOR CHANGE

10. -ALL MATERIALS TO COMPLY WITH OPERATOR BRAND STANDARDS AND DESIGN GUIDELINES.

CHAMPALIMAUD

PROJECT NAME :	Atlantic Fields Golf Programming Project Manual		
Project #:	21028.05	Item Number:	T-502
Issue Date:	09/29/2023	Item Description:	WALL TILE RESTROOM AT PERFORMANCE
Revision(s):		Item Quantity:	0 Sq. Ft.
		Item Quantity Locations:	
Manufacturer:	Country Floors	Source:	Country Floors
Address:	United States	Address:	15 East 16th Street New York, NY 10003 United States
Phone:		Phone:	212-627-8300
Contact:		Contact:	Arda
E-mail:		E-mail:	arda@countryfloors.com
Web:	www.countryfloors.com	Web:	www.countryfloors.com



Product:	FORTE BRICK COLLECTION
Color / Finish:	BROOKLYN GLOSSY
Thickness:	3/8"
Size / Dimensions:	2 1/4" W x 7 7/8"L
Grout:	LATICRETE - #44 BRIGHT WHITE
Grout Size:	1/8" MAX
Notes:	SEE ID DRAWINGS FOR LAYOUT
Location:	RESTROOM WALL TILES AT PERFORMANCE

Required Item(s) for Designer Approval Prior to Fabrication :

<input checked="" type="checkbox"/> Finish Sample

Instructions:

1. -SEE DRAWINGS FOR PATTERN
2. -SEE DRAWINGS FOR LOCATIONS AND DETAILS
3. -ACCEPTABLE RANGE OF COLOR TO BE APPROVED BY DESIGNER
4. -TILE TO BE MAINTAINED AS PER VENDOR RECOMMENDATION.
5. -GROUT COLOR TO BE APPROVED BY DESIGNER PRIOR TO INSTALLATION.
6. -SEE DRAWING FOR CUT SIZES.
7. MUST MEET ALL LOCAL SLIP COEFFICIENT CODES.
8. -ALL MATERIALS TO BE SUITABLE FOR THE LOCAL CLIMATE AND FIT FOR INTENDED PURPOSE.

T-502

CHAMPALIMAUD

PROJECT NAME :	Atlantic Fields Golf Programming Project Manual		
Project #:	21028.05	Item Number:	T-502
Issue Date:	09/29/2023	Item Description:	WALL TILE RESTROOM AT PERFORMANCE
Revision(s):		Item Quantity:	0 Sq. Ft.
		Item Quantity Locations:	

9. -ALL MATERIALS TO BE RESIST UV COLOR CHANGE

10. -ALL MATERIALS TO COMPLY WITH OPERATOR BRAND STANDARDS AND DESIGN GUIDELINES.

Vinyl Flooring

CHAMPALIMAUD

PROJECT NAME :	Atlantic Fields Golf Programming Project Manual		
Project #:	21028.05	Item Number:	VF-501
Issue Date:	09/29/2023	Item Description:	LVT FLOORING PERFORMANCE
Revision(s):		Item Quantity:	0 Sq. Ft.
		Item Quantity Locations:	
Manufacturer:	Shaw Hospitality	Source:	Shaw Hospitality
Address:	United States	Address:	United States
Phone:	2129537429	Phone:	2129537429
Contact:	Jonathan Goodelman	Contact:	Jonathan Goodelman
E-mail:		E-mail:	
Web:	https://www.shawcontract.com/	Web:	https://www.shawcontract.com/



Product:	LVT - BRANCHING OUT 5MM ACOUSTIC - 4256V
Color / Finish:	PRAIRIE OAK - 56240
Size / Dimensions:	6"W x 48"L
Thickness:	3/16"
Location:	FLOORING THROUGHOUT PERFORMANCE

Required Item(s) for Designer Approval Prior to Fabrication :

Finish Sample

Instructions:

1. -REFER TO PREAMBLE FOR ADDITIONAL SPECIFICATION INSTRUCTIONS.
2. -CONTRACTOR IS REPOSNSIBLE FOR CREATING SMOOTH CLEAN SUBFLOOR.
3. -FLOOR ING MUST BE CLEANED AND MAINTAINED ACCORDING TO MANUFACTURER'S INSTRUCTIONS.
4. -FLOORING MUST BE INSTALLED ACCORDING TO MANUFACUTURER'S RECOMMENDED METHODS.
5. -CONTRACTOR TO SUBMIT SAMPLES TO ID FOR APPROVAL.
6. ALL MATERIALS TO COMPLY WITH OPERATOR BRAND STANDARDS AND DESIGN GUIDELINES.
7. ALL MATERIAL TO COMPLY WITH LOCAL FLS CODES FOR COMBUSTIBILITY, SPREAD OF FLAME, ETC.
8. ALL MATERIALS TO BE RESIST UV COLOR CHANGE

VF-501

CHAMPALIMAUD

PROJECT NAME : Atlantic Fields Golf Programming Project Manual

Project #:	21028.05	Item Number:	VF-501
Issue Date:	09/29/2023	Item Description:	LVT FLOORING PERFORMANCE
Revision(s):		Item Quantity:	0 Sq. Ft.
		Item Quantity Locations:	

9. ALL MATERIALS TO BE SUITABLE FOR THE LOCAL CLIMATE AND FIT FOR INTENDED PURPOSE.

Wood

CHAMPALIMAUD

PROJECT NAME :	Atlantic Fields Golf Programming Project Manual		
Project #:	21028.05	Item Number:	WD-101
Issue Date:	09/29/2023	Item Description:	CEILING WOOD GOLF HOUSE
Revision(s):		Item Quantity:	0 Sq. Ft.
		Item Quantity Locations:	
Manufacturer:	TBD	Source:	TBD
Address:		Address:	
Phone:		Phone:	
Contact:		Contact:	
E-mail:		E-mail:	
Web:		Web:	



FOR COLOR INTENT

Product:	HEMLOCK WOOD
Color / Finish:	NATURAL - CID TO REVIEW AND APPROVE SAMPLES
Cut:	VERTICAL GRAIN - TONGUE IN GROOVE
Installation:	CONCEALED FASTENERS
Wood Species:	HEMLOCK
Thickness:	3/4"
Plank Width:	6"
Plank Length:	RANDOM LENGTHS
Performance Criteria:	- CLASS A MATTE FINISH IN ACCORDANCE WITH ASTM E84 - CLASS A VARNISH SYSTEM BY FLAM CONTROL FIRE RETARDANT - LOW GLOSS
Location:	CEILING THROUGHOUT GOLF HOUSE

Required Item(s) for Designer Approval Prior to Fabrication :

Finish Sample

Instructions:

1. -FINISHED MILLWORK AND VENEER PRODUCTS TO BE PREMIUM GRADE.
2. -FABRICATOR TO SUBMIT MILLWORK SHOP DRAWINGS FOR DESIGN APPROVAL PRIOR TO PRODUCTION.
3. -REFER TO PREAMBLE FOR ADDITIONAL WOOD SPECIFICATION INSTRUCTIONS.
4. -3/4" MIN. THICK SOLID WOOD PLANKS WITH SUBFLOORING AND ACOUSTIC/INSULATING UNDERLAYMENT AS REQUIRED, UNLESS OTHERWISE NOTED.
5. -TO HAVE MICRO BEVEL AT EDGES, UNLESS OTHERWISE NOTED.
6. -VENEERS TO BE AA GRADE VENEERS.
7. -CONTRACTOR TO SUBMIT SAMPLES TO ID FOR APPROVAL.
8. -MUST BE CLEANED AND MAINTAINED ACCORDING TO MANUFACTURER'S INSTRUCTIONS.

WD-101

CHAMPALIMAUD

PROJECT NAME :	Atlantic Fields Golf Programming Project Manual		
Project #:	21028.05	Item Number:	WD-101
Issue Date:	09/29/2023	Item Description:	CEILING WOOD GOLF HOUSE
Revision(s):		Item Quantity:	0 Sq. Ft.
		Item Quantity Locations:	

9. -ALL FINISHES MUST BE FINISHED FOR MAXIMUM DURABILITY AND CONSISTENT THROUGHOUT.
10. -ALL EXPOSED AND VULNERABLE EDGES SHALL BE SOLID WOOD, NO VENEERS.
11. -ALL MATERIALS TO BE SUITABLE FOR THE LOCAL CLIMATE AND FIT FOR INTENDED PURPOSE.
12. -ALL MATERIALS TO BE RESIST UV COLOR CHANGE
13. -ALL MATERIALS TO BE TREATED AGAINST ROT, INSECT INFESTATION ETC.
14. -ALL MATERIAL TO COMPLY WITH LOCAL FLS CODES FOR COMBUSTIBILITY, SPREAD OF FLAME, ETC.
15. -ALL MATERIALS TO COMPLY WITH OPERATOR BRAND STANDARDS AND DESIGN GUIDELINES.
16. -ALL STAINS & SEALANTS MUST BE LOW TO ZERO-VOC

CHAMPALIMAUD

PROJECT NAME :	Atlantic Fields Golf Programming Project Manual		
Project #:	21028.05	Item Number:	WD-102
Issue Date:	09/29/2023	Item Description:	MILLWORK WOOD GOLF HOUSE
Revision(s):		Item Quantity:	0 Sq. Ft.
		Item Quantity Locations:	
Manufacturer:	TO BID	Source:	TO BID
Address:		Address:	
Phone:		Phone:	
Contact:		Contact:	
E-mail:		E-mail:	
Web:		Web:	



Product:	RIFT CUT LIGHT WHITE OAK - TO MATCH ID SAMPLE
Color / Finish:	STAIN: NATURAL NON-YELLOWING POLYURETHANE SHEEN: DULL RUBBED CONVERSION VARNISH 10-15% PORES: SEMI OPEN MFG TO PROVIDE SAMPLE FOR ID APPROVAL
Size / Dimensions:	PER ID DRAWINGS
Wood Species:	WHITE OAK
Location:	MILLWORK WOOD AT GOLF HOUSE SERVICE STATIONS

Required Item(s) for Designer Approval Prior to Fabrication :

<input checked="" type="checkbox"/> Finish Sample

Instructions:

1. -FINISHED MILLWORK AND VENEER PRODUCTS TO BE PREMIUM GRADE.
2. -FABRICATOR TO SUBMIT MILLWORK SHOP DRAWINGS FOR DESIGN APPROVAL PRIOR TO PRODUCTION.
3. -REFER TO PREAMBLE FOR ADDITIONAL WOOD SPECIFICATION INSTRUCTIONS.
4. -3/4" MIN. THICK SOLID WOOD PLANKS WITH SUBFLOORING AND ACOUSTIC/INSULATING UNDERLAYMENT AS REQUIRED, UNLESS OTHERWISE NOTED.
5. -TO HAVE MICRO BEVEL AT EDGES, UNLESS OTHERWISE NOTED.
6. -VENEERS TO BE AA GRADE VENEERS.
7. -CONTRACTOR TO SUBMIT SAMPLES TO ID FOR APPROVAL.

WD-102

CHAMPALIMAUD

PROJECT NAME :	Atlantic Fields Golf Programming Project Manual		
Project #:	21028.05	Item Number:	WD-102
Issue Date:	09/29/2023	Item Description:	MILLWORK WOOD GOLF HOUSE
Revision(s):		Item Quantity:	0 Sq. Ft.
		Item Quantity Locations:	

8. -MUST BE CLEANED AND MAINTAINED ACCORDING TO MANUFACTURER'S INSTRUCTIONS.
9. -ALL FINISHES MUST BE FINISHED FOR MAXIMUM DURABILITY AND CONSISTENT THROUGHOUT.
10. -ALL EXPOSED AND VULNERABLE EDGES SHALL BE SOLID WOOD, NO VENEERS.
11. -ALL MATERIALS TO BE SUITABLE FOR THE LOCAL CLIMATE AND FIT FOR INTENDED PURPOSE.
12. -ALL MATERIALS TO BE RESIST UV COLOR CHANGE
13. -ALL MATERIALS TO BE TREATED AGAINST ROT, INSECT INFESTATION ETC.
14. -ALL MATERIAL TO COMPLY WITH LOCAL FLS CODES FOR COMBUSTIBILITY, SPREAD OF FLAME, ETC.
15. -ALL MATERIALS TO COMPLY WITH OPERATOR BRAND STANDARDS AND DESIGN GUIDELINES.
16. -ALL STAINS & SEALANTS MUST BE LOW TO ZERO-VOC

CHAMPALIMAUD

PROJECT NAME :	Atlantic Fields Golf Programming Project Manual		
Project #:	21028.05	Item Number:	WD-103
Issue Date:	09/29/2023	Item Description:	MILLWORK WOOD RESTROOM AT GOLF HOUSE
Revision(s):		Item Quantity:	0 Sq. Ft.
		Item Quantity Locations:	
Manufacturer:	TO BID	Source:	TO BID
Address:		Address:	
Phone:		Phone:	
Contact:		Contact:	
E-mail:		E-mail:	
Web:		Web:	



Product:	RIFT CUT WHITE OAK - TO MATCH ID SAMPLE
Color / Finish:	STAIN: NATURAL NON-YELLOWING POLYURETHANE SHEEN: DULL RUBBED CONVERSION VARNISH 10-15% PORES: SEMI OPEN MFG TO PROVIDE SAMPLE FOR ID APPROVAL
Size / Dimensions:	PER ID DRAWINGS
Wood Species:	WHITE OAK
Location:	MILLWORK WOOD IN RESTROOMS AT GOLF HOUSE

Required Item(s) for Designer Approval Prior to Fabrication :

<input checked="" type="checkbox"/> Finish Sample

Instructions:

1. -FINISHED MILLWORK AND VENEER PRODUCTS TO BE PREMIUM GRADE.
2. -FABRICATOR TO SUBMIT MILLWORK SHOP DRAWINGS FOR DESIGN APPROVAL PRIOR TO PRODUCTION.
3. -REFER TO PREAMBLE FOR ADDITIONAL WOOD SPECIFICATION INSTRUCTIONS.
4. -3/4" MIN. THICK SOLID WOOD PLANKS WITH SUBFLOORING AND ACOUSTIC/INSULATING UNDERLAYMENT AS REQUIRED, UNLESS OTHERWISE NOTED.
5. -TO HAVE MICRO BEVEL AT EDGES, UNLESS OTHERWISE NOTED.
6. -VENEERS TO BE AA GRADE VENEERS.
7. -CONTRACTOR TO SUBMIT SAMPLES TO ID FOR APPROVAL.

WD-103

CHAMPALIMAUD

PROJECT NAME :	Atlantic Fields Golf Programming Project Manual		
Project #:	21028.05	Item Number:	WD-103
Issue Date:	09/29/2023	Item Description:	MILLWORK WOOD RESTROOM AT GOLF HOUSE
Revision(s):		Item Quantity:	0 Sq. Ft.
		Item Quantity Locations:	

8. -MUST BE CLEANED AND MAINTAINED ACCORDING TO MANUFACTURER'S INSTRUCTIONS.
9. -ALL FINISHES MUST BE FINISHED FOR MAXIMUM DURABILITY AND CONSISTENT THROUGHOUT.
10. -ALL EXPOSED AND VULNERABLE EDGES SHALL BE SOLID WOOD, NO VENEERS.
11. -ALL MATERIALS TO BE SUITABLE FOR THE LOCAL CLIMATE AND FIT FOR INTENDED PURPOSE.
12. -ALL MATERIALS TO BE RESIST UV COLOR CHANGE
13. -ALL MATERIALS TO BE TREATED AGAINST ROT, INSECT INFESTATION ETC.
14. -ALL MATERIAL TO COMPLY WITH LOCAL FLS CODES FOR COMBUSTIBILITY, SPREAD OF FLAME, ETC.
15. -ALL MATERIALS TO COMPLY WITH OPERATOR BRAND STANDARDS AND DESIGN GUIDELINES.
16. -ALL STAINS & SEALANTS MUST BE LOW TO ZERO-VOC

CHAMPALIMAUD

PROJECT NAME :	Atlantic Fields Golf Programming Project Manual		
Project #:	21028.05	Item Number:	WD-104
Issue Date:	09/29/2023	Item Description:	BLUE MILLWORK WOOD RESTROOM AT GOLF HOUSE
Revision(s):		Item Quantity:	0 Sq. Ft.
		Item Quantity Locations:	
Manufacturer:		Source:	
Address:		Address:	
Phone:		Phone:	
Contact:		Contact:	
E-mail:		E-mail:	
Web:		Web:	



Product:	TABU NATURAL & DYED ASH
Color / Finish:	BLUE - 26.038
Size / Dimensions:	PER ID DRAWINGS
Wood Species:	ASH
Finish:	PROTECTION COAT OF NON-YELLOWING POLYURETHANE
Location:	MILLWORK IN RESTROOM AT GOLF HOUSE

Required Item(s) for Designer Approval Prior to Fabrication :

<input checked="" type="checkbox"/> Finish Sample

Instructions:

1. -FINISHED MILLWORK AND VENEER PRODUCTS TO BE PREMIUM GRADE.
2. -FABRICATOR TO SUBMIT MILLWORK SHOP DRAWINGS FOR DESIGN APPROVAL PRIOR TO PRODUCTION.
3. -REFER TO PREAMBLE FOR ADDITIONAL WOOD SPECIFICATION INSTRUCTIONS.
4. -3/4" MIN. THICK SOLID WOOD PLANKS WITH SUBFLOORING AND ACOUSTIC/INSULATING UNDERLAYMENT AS REQUIRED, UNLESS OTHERWISE NOTED.
5. -TO HAVE MICRO BEVEL AT EDGES, UNLESS OTHERWISE NOTED.
6. -VENEERS TO BE AA GRADE VENEERS.
7. -CONTRACTOR TO SUBMIT SAMPLES TO ID FOR APPROVAL.

WD-104

CHAMPALIMAUD

PROJECT NAME :	Atlantic Fields Golf Programming Project Manual		
Project #:	21028.05	Item Number:	WD-104
Issue Date:	09/29/2023	Item Description:	BLUE MILWORK WOOD RESTROOM AT GOLF HOUSE
Revision(s):		Item Quantity:	0 Sq. Ft.
		Item Quantity Locations:	

8. -MUST BE CLEANED AND MAINTAINED ACCORDING TO MANUFACTURER'S INSTRUCTIONS.
9. -ALL FINISHES MUST BE FINISHED FOR MAXIMUM DURABILITY AND CONSISTENT THROUGHOUT.
10. -ALL EXPOSED AND VULNERABLE EDGES SHALL BE SOLID WOOD, NO VENEERS.
11. -ALL MATERIALS TO BE SUITABLE FOR THE LOCAL CLIMATE AND FIT FOR INTENDED PURPOSE.
12. -ALL MATERIALS TO BE RESIST UV COLOR CHANGE
13. -ALL MATERIALS TO BE TREATED AGAINST ROT, INSECT INFESTATION ETC.
14. -ALL MATERIAL TO COMPLY WITH LOCAL FLS CODES FOR COMBUSTIBILITY, SPREAD OF FLAME, ETC.
15. -ALL MATERIALS TO COMPLY WITH OPERATOR BRAND STANDARDS AND DESIGN GUIDELINES.
16. -ALL STAINS & SEALANTS MUST BE LOW TO ZERO-VOC

CHAMPALIMAUD

PROJECT NAME :	Atlantic Fields Golf Programming Project Manual		
Project #:	21028.05	Item Number:	WD-105
Issue Date:	10/18/2023	Item Description:	WOOD CEILING RETAIL AT GOLF HOUSE
Revision(s):	10/18/2023 (1)	Item Quantity:	0 Sq. Ft.
		Item Quantity Locations:	
Manufacturer:	TO BID	Source:	TO BID
Address:		Address:	
Phone:		Phone:	
Contact:		Contact:	
E-mail:		E-mail:	
Web:		Web:	



Product:	WHITE OAK - TO MATCH ID SAMPLE
Color / Finish:	STAIN: NATURAL NON-YELLOWING POLYURETHANE SHEEN: DULL RUBBED CONVERSION VARNISH 10-15% PORES: SEMI OPEN MFG TO PROVIDE SAMPLE FOR ID APPROVAL
Size / Dimensions:	PER ID DRAWINGS
Wood Species:	WHITE OAK
Location:	CEILING IN RETAIL AT GOLF HOUSE

Required Item(s) for Designer Approval Prior to Fabrication :

<input checked="" type="checkbox"/> Finish Sample

Instructions:

1. -FINISHED MILLWORK AND VENEER PRODUCTS TO BE PREMIUM GRADE.
2. -FABRICATOR TO SUBMIT MILLWORK SHOP DRAWINGS FOR DESIGN APPROVAL PRIOR TO PRODUCTION.
3. -REFER TO PREAMBLE FOR ADDITIONAL WOOD SPECIFICATION INSTRUCTIONS.
4. -3/4" MIN. THICK SOLID WOOD PLANKS WITH SUBFLOORING AND ACOUSTIC/INSULATING UNDERLAYMENT AS REQUIRED, UNLESS OTHERWISE NOTED.
5. -TO HAVE MICRO BEVEL AT EDGES, UNLESS OTHERWISE NOTED.
6. -VENEERS TO BE AA GRADE VENEERS.
7. -CONTRACTOR TO SUBMIT SAMPLES TO ID FOR APPROVAL.

WD-105

CHAMPALIMAUD

PROJECT NAME :	Atlantic Fields Golf Programming Project Manual		
Project #:	21028.05	Item Number:	WD-105
Issue Date:	10/18/2023	Item Description:	WOOD CEILING RETAIL AT GOLF HOUSE
Revision(s):	10/18/2023 (1)	Item Quantity:	0 Sq. Ft.
		Item Quantity Locations:	

8. -MUST BE CLEANED AND MAINTAINED ACCORDING TO MANUFACTURER'S INSTRUCTIONS.
9. -ALL FINISHES MUST BE FINISHED FOR MAXIMUM DURABILITY AND CONSISTENT THROUGHOUT.
10. -ALL EXPOSED AND VULNERABLE EDGES SHALL BE SOLID WOOD, NO VENEERS.
11. -ALL MATERIALS TO BE SUITABLE FOR THE LOCAL CLIMATE AND FIT FOR INTENDED PURPOSE.
12. -ALL MATERIALS TO BE RESIST UV COLOR CHANGE
13. -ALL MATERIALS TO BE TREATED AGAINST ROT, INSECT INFESTATION ETC.
14. -ALL MATERIAL TO COMPLY WITH LOCAL FLS CODES FOR COMBUSTIBILITY, SPREAD OF FLAME, ETC.
15. -ALL MATERIALS TO COMPLY WITH OPERATOR BRAND STANDARDS AND DESIGN GUIDELINES.
16. -ALL STAINS & SEALANTS MUST BE LOW TO ZERO-VOC

CHAMPALIMAUD

PROJECT NAME :	Atlantic Fields Golf Programming Project Manual		
Project #:	21028.05	Item Number:	WD-201
Issue Date:	09/29/2023	Item Description:	FLOORING WOOD COMFORT STATION 1
Revision(s):		Item Quantity:	0 Sq. Ft.
		Item Quantity Locations:	
Manufacturer:	Grato	Source:	Grato
Address:	104 Reade St New York, NY 10013 United States	Address:	104 Reade St New York, NY 10013 United States
Phone:	(800) 753-2731	Phone:	(800) 753-2731
Contact:	Nicholas Soranno	Contact:	Nicholas Soranno
E-mail:	Nicholas@afny.com	E-mail:	nicholas@afny.com
Web:	www.gratoparquet.com	Web:	www.gratoparquet.com



Product:	ENGINEERED OAK WOOD PLANKS
Color / Finish:	COGNAC - GTE009U
Grade:	ELEGANT
Size / Dimensions:	9 3/4" W x VARYING LENGTHS FROM 4'-10'
Wood Species:	OAK
Location:	WOOD FLOORING AT COMFORT STATION 1

Required Item(s) for Designer Approval Prior to Fabrication :

<input checked="" type="checkbox"/> Finish Sample

Instructions:

1. -FINISHED MILLWORK AND VENEER PRODUCTS TO BE PREMIUM GRADE.
2. -FABRICATOR TO SUBMIT MILLWORK SHOP DRAWINGS FOR DESIGN APPROVAL PRIOR TO PRODUCTION.
3. -REFER TO PREAMBLE FOR ADDITIONAL WOOD SPECIFICATION INSTRUCTIONS.
4. -3/4" MIN. THICK SOLID WOOD PLANKS WITH SUBFLOORING AND ACOUSTIC/INSULATING UNDERLAYMENT AS REQUIRED, UNLESS OTHERWISE NOTED.
5. -TO HAVE MICRO BEVEL AT EDGES, UNLESS OTHERWISE NOTED.
6. -VENEERS TO BE AA GRADE VENEERS.
7. -CONTRACTOR TO SUBMIT SAMPLES TO ID FOR APPROVAL.

WD-201

CHAMPALIMAUD

PROJECT NAME :	Atlantic Fields Golf Programming Project Manual		
Project #:	21028.05	Item Number:	WD-201
Issue Date:	09/29/2023	Item Description:	FLOORING WOOD COMFORT STATION 1
Revision(s):		Item Quantity:	0 Sq. Ft.
		Item Quantity Locations:	

8. -MUST BE CLEANED AND MAINTAINED ACCORDING TO MANUFACTURER'S INSTRUCTIONS.
9. -ALL FINISHES MUST BE FINISHED FOR MAXIMUM DURABILITY AND CONSISTENT THROUGHOUT.
10. -ALL EXPOSED AND VULNERABLE EDGES SHALL BE SOLID WOOD, NO VENEERS.
11. -ALL MATERIALS TO BE SUITABLE FOR THE LOCAL CLIMATE AND FIT FOR INTENDED PURPOSE.
12. -ALL MATERIALS TO BE RESIST UV COLOR CHANGE
13. -ALL MATERIALS TO BE TREATED AGAINST ROT, INSECT INFESTATION ETC.
14. -ALL MATERIAL TO COMPLY WITH LOCAL FLS CODES FOR COMBUSTIBILITY, SPREAD OF FLAME, ETC.
15. -ALL MATERIALS TO COMPLY WITH OPERATOR BRAND STANDARDS AND DESIGN GUIDELINES.
16. -ALL STAINS & SEALANTS MUST BE LOW TO ZERO-VOC

CHAMPALIMAUD

PROJECT NAME :	Atlantic Fields Golf Programming Project Manual		
Project #:	21028.05	Item Number:	WD-202
Issue Date:	09/29/2023	Item Description:	WOOD MILLWORK COMFORT STATION 1
Revision(s):		Item Quantity:	0 Sq. Ft.
		Item Quantity Locations:	
Manufacturer:	TO BID	Source:	TO BID
Address:		Address:	
Phone:		Phone:	
Contact:		Contact:	
E-mail:		E-mail:	
Web:		Web:	



Product:	RIFT CUT WHITE OAK - TO MATCH ID SAMPLE
Color / Finish:	STAIN: NATURAL NON-YELLOWING POLYURETHANE SHEEN: DULL RUBBED CONVERSION VARNISH 10-15% PORES: SEMI OPEN MFG TO PROVIDE SAMPLE FOR ID APPROVAL
Size / Dimensions:	PER ID DRAWINGS
Wood Species:	WHITE OAK
Location:	MILLWORK WOOD THROUGHOUT COMFORT STATION 1

Required Item(s) for Designer Approval Prior to Fabrication :

<input checked="" type="checkbox"/> Finish Sample

Instructions:

1. -FINISHED MILLWORK AND VENEER PRODUCTS TO BE PREMIUM GRADE.
2. -FABRICATOR TO SUBMIT MILLWORK SHOP DRAWINGS FOR DESIGN APPROVAL PRIOR TO PRODUCTION.
3. -REFER TO PREAMBLE FOR ADDITIONAL WOOD SPECIFICATION INSTRUCTIONS.
4. -3/4" MIN. THICK SOLID WOOD PLANKS WITH SUBFLOORING AND ACOUSTIC/INSULATING UNDERLAYMENT AS REQUIRED, UNLESS OTHERWISE NOTED.
5. -TO HAVE MICRO BEVEL AT EDGES, UNLESS OTHERWISE NOTED.
6. -VENEERS TO BE AA GRADE VENEERS.
7. -CONTRACTOR TO SUBMIT SAMPLES TO ID FOR APPROVAL.

WD-202

CHAMPALIMAUD

PROJECT NAME :	Atlantic Fields Golf Programming Project Manual		
Project #:	21028.05	Item Number:	WD-202
Issue Date:	09/29/2023	Item Description:	WOOD MILWORK COMFORT STATION 1
Revision(s):		Item Quantity:	0 Sq. Ft.
		Item Quantity Locations:	

8. -MUST BE CLEANED AND MAINTAINED ACCORDING TO MANUFACTURER'S INSTRUCTIONS.
9. -ALL FINISHES MUST BE FINISHED FOR MAXIMUM DURABILITY AND CONSISTENT THROUGHOUT.
10. -ALL EXPOSED AND VULNERABLE EDGES SHALL BE SOLID WOOD, NO VENEERS.
11. -ALL MATERIALS TO BE SUITABLE FOR THE LOCAL CLIMATE AND FIT FOR INTENDED PURPOSE.
12. -ALL MATERIALS TO BE RESIST UV COLOR CHANGE
13. -ALL MATERIALS TO BE TREATED AGAINST ROT, INSECT INFESTATION ETC.
14. -ALL MATERIAL TO COMPLY WITH LOCAL FLS CODES FOR COMBUSTIBILITY, SPREAD OF FLAME, ETC.
15. -ALL MATERIALS TO COMPLY WITH OPERATOR BRAND STANDARDS AND DESIGN GUIDELINES.
16. -ALL STAINS & SEALANTS MUST BE LOW TO ZERO-VOC

CHAMPALIMAUD

PROJECT NAME :	Atlantic Fields Golf Programming Project Manual		
Project #:	21028.05	Item Number:	WD-301
Issue Date:	09/29/2023	Item Description:	CEILING WOOD COMFORT STATION 2
Revision(s):		Item Quantity:	0 Sq. Ft.
		Item Quantity Locations:	
Manufacturer:	TO BID	Source:	TO BID
Address:		Address:	
Phone:		Phone:	
Contact:		Contact:	
E-mail:		E-mail:	
Web:		Web:	



Product:	HEMLOCK WOOD - BY OKA
Color / Finish:	NATURAL - CID TO REVIEW AND APPROVE SAMPLES
Cut:	VERTICAL GRAIN - TONGUE IN GROOVE
Installation:	CONCEALED FASTENERS
Wood Species:	HEMLOCK
Thickness:	3/4"
Plank Width:	6"
Performance Criteria:	- CLASS A MATTE FINISH IN ACCORDANCE WITH ASTM E84 - CLASS A VARNISH SYSTEM BY FLAM CONTROL FIRE RETARDANT - LOW GLOSS
Plank Length:	RANDOM LENGTHS
Location:	CEILING THROUGHOUT COMFORT STATION 2

Required Item(s) for Designer Approval Prior to Fabrication :

Finish Sample

Instructions:

1. -FINISHED MILLWORK AND VENEER PRODUCTS TO BE PREMIUM GRADE.
2. -FABRICATOR TO SUBMIT MILLWORK SHOP DRAWINGS FOR DESIGN APPROVAL PRIOR TO PRODUCTION.
3. -REFER TO PREAMBLE FOR ADDITIONAL WOOD SPECIFICATION INSTRUCTIONS.
4. -3/4" MIN. THICK SOLID WOOD PLANKS WITH SUBFLOORING AND ACOUSTIC/INSULATING UNDERLAYMENT AS REQUIRED, UNLESS OTHERWISE NOTED.
5. -TO HAVE MICRO BEVEL AT EDGES, UNLESS OTHERWISE NOTED.
6. -VENEERS TO BE AA GRADE VENEERS.
7. -CONTRACTOR TO SUBMIT SAMPLES TO ID FOR APPROVAL.

WD-301

CHAMPALIMAUD

PROJECT NAME :	Atlantic Fields Golf Programming Project Manual		
Project #:	21028.05	Item Number:	WD-301
Issue Date:	09/29/2023	Item Description:	CEILING WOOD COMFORT STATION 2
Revision(s):		Item Quantity:	0 Sq. Ft.
		Item Quantity Locations:	

8. -MUST BE CLEANED AND MAINTAINED ACCORDING TO MANUFACTURER'S INSTRUCTIONS.
9. -ALL FINISHES MUST BE FINISHED FOR MAXIMUM DURABILITY AND CONSISTENT THROUGHOUT.
10. -ALL EXPOSED AND VULNERABLE EDGES SHALL BE SOLID WOOD, NO VENEERS.
11. -ALL MATERIALS TO BE SUITABLE FOR THE LOCAL CLIMATE AND FIT FOR INTENDED PURPOSE.
12. -ALL MATERIALS TO BE RESIST UV COLOR CHANGE
13. -ALL MATERIALS TO BE TREATED AGAINST ROT, INSECT INFESTATION ETC.
14. -ALL MATERIAL TO COMPLY WITH LOCAL FLS CODES FOR COMBUSTIBILITY, SPREAD OF FLAME, ETC.
15. -ALL MATERIALS TO COMPLY WITH OPERATOR BRAND STANDARDS AND DESIGN GUIDELINES.
16. -ALL STAINS & SEALANTS MUST BE LOW TO ZERO-VOC

CHAMPALIMAUD

PROJECT NAME :	Atlantic Fields Golf Programming Project Manual		
Project #:	21028.05	Item Number:	WD-302
Issue Date:	09/29/2023	Item Description:	WOOD MILLWORK COMFORT STATION 2
Revision(s):		Item Quantity:	0 Sq. Ft.
		Item Quantity Locations:	
Manufacturer:	TO BID	Source:	TO BID
Address:		Address:	
Phone:		Phone:	
Contact:		Contact:	
E-mail:		E-mail:	
Web:		Web:	



Product:	RIFT CUT MEDIUM NATURAL OAK - TO MATCH ID SAMPLE
Color / Finish:	STAIN: NATURAL NON-YELLOWING POLYURETHANE SHEEN: DULL RUBBED CONVERSION VARNISH 10-15% PORES: SEMI-OPEN MFG TO PROVIDE SAMPLE FOR ID APPROVAL
Size / Dimensions:	PER ID DRAWINGS
Wood Species:	OAK
Location:	MILLWORK WOOD AT COMFORT STATION 2

Required Item(s) for Designer Approval Prior to Fabrication :

<input checked="" type="checkbox"/> Finish Sample

Instructions:

1. -FINISHED MILLWORK AND VENEER PRODUCTS TO BE PREMIUM GRADE.
2. -FABRICATOR TO SUBMIT MILLWORK SHOP DRAWINGS FOR DESIGN APPROVAL PRIOR TO PRODUCTION.
3. -REFER TO PREAMBLE FOR ADDITIONAL WOOD SPECIFICATION INSTRUCTIONS.
4. -3/4" MIN. THICK SOLID WOOD PLANKS WITH SUBFLOORING AND ACOUSTIC/INSULATING UNDERLAYMENT AS REQUIRED, UNLESS OTHERWISE NOTED.
5. -TO HAVE MICRO BEVEL AT EDGES, UNLESS OTHERWISE NOTED.
6. -VENEERS TO BE AA GRADE VENEERS.
7. -CONTRACTOR TO SUBMIT SAMPLES TO ID FOR APPROVAL.

WD-302


CHAMPALIMAUD

PROJECT NAME :	Atlantic Fields Golf Programming Project Manual		
Project #:	21028.05	Item Number:	WD-302
Issue Date:	09/29/2023	Item Description:	WOOD MILWORK COMFORT STATION 2
Revision(s):		Item Quantity:	0 Sq. Ft.
		Item Quantity Locations:	

8. -MUST BE CLEANED AND MAINTAINED ACCORDING TO MANUFACTURER'S INSTRUCTIONS.
9. -ALL FINISHES MUST BE FINISHED FOR MAXIMUM DURABILITY AND CONSISTENT THROUGHOUT.
10. -ALL EXPOSED AND VULNERABLE EDGES SHALL BE SOLID WOOD, NO VENEERS.
11. -ALL MATERIALS TO BE SUITABLE FOR THE LOCAL CLIMATE AND FIT FOR INTENDED PURPOSE.
12. -ALL MATERIALS TO BE RESIST UV COLOR CHANGE
13. -ALL MATERIALS TO BE TREATED AGAINST ROT, INSECT INFESTATION ETC.
14. -ALL MATERIAL TO COMPLY WITH LOCAL FLS CODES FOR COMBUSTIBILITY, SPREAD OF FLAME, ETC.
15. -ALL MATERIALS TO COMPLY WITH OPERATOR BRAND STANDARDS AND DESIGN GUIDELINES.
16. -ALL STAINS & SEALANTS MUST BE LOW TO ZERO-VOC

CHAMPALIMAUD

PROJECT NAME :	Atlantic Fields Golf Programming Project Manual		
Project #:	21028.05	Item Number:	WD-501
Issue Date:	09/29/2023	Item Description:	CEILING WOOD PERFORMANCE
Revision(s):		Item Quantity:	0 Sq. Ft.
		Item Quantity Locations:	
Manufacturer:	Sound Ply	Source:	Sound Ply
Address:	275 Marie Ave. East St. Paul, MN United States	Address:	275 Marie Ave. East St. Paul, MN United States
Phone:		Phone:	651-451-4454 ext. 239
Contact:	Sophia Stewart	Contact:	Sophia Stewart
E-mail:	sophia.stewart@navyisland.com	E-mail:	sophia.stewart@navyisland.com
Web:		Web:	



Product:	ACOUSTIC WOOD CEILING
Color / Finish:	PLAIN SLICED OAK - WITH FULL RANGE OF NATURAL COLOR VARIATION
Installation:	DIRECT MOUNT
Thickness:	1"
Size / Dimensions:	VARIOUS RANDOM LENGTHS
Plank Width:	8"W
Location:	CEILING THROUGHOUT PERFORMANCE

Required Item(s) for Designer Approval Prior to Fabrication :

Finish Sample

Instructions:

1. -FINISHED MILLWORK AND VENEER PRODUCTS TO BE PREMIUM GRADE.
2. -FABRICATOR TO SUBMIT MILLWORK SHOP DRAWINGS FOR DESIGN APPROVAL PRIOR TO PRODUCTION.
3. -REFER TO PREAMBLE FOR ADDITIONAL WOOD SPECIFICATION INSTRUCTIONS.
4. -3/4" MIN. THICK SOLID WOOD PLANKS WITH SUBFLOORING AND ACOUSTIC/INSULATING UNDERLAYMENT AS REQUIRED, UNLESS OTHERWISE NOTED.
5. -TO HAVE MICRO BEVEL AT EDGES, UNLESS OTHERWISE NOTED.
6. -VENEERS TO BE AA GRADE VENEERS.
7. -CONTRACTOR TO SUBMIT SAMPLES TO ID FOR APPROVAL.

WD-501

CHAMPALIMAUD


PROJECT NAME : Atlantic Fields Golf Programming Project Manual

Project #:	21028.05	Item Number:	WD-501
Issue Date:	09/29/2023	Item Description:	CEILING WOOD PERFORMANCE
Revision(s):		Item Quantity:	0 Sq. Ft.
		Item Quantity Locations:	

8. -MUST BE CLEANED AND MAINTAINED ACCORDING TO MANUFACTURER'S INSTRUCTIONS.
9. -ALL FINISHES MUST BE FINISHED FOR MAXIMUM DURABILITY AND CONSISTENT THROUGHOUT.
10. -ALL EXPOSED AND VULNERABLE EDGES SHALL BE SOLID WOOD, NO VENEERS.
11. -ALL MATERIALS TO BE SUITABLE FOR THE LOCAL CLIMATE AND FIT FOR INTENDED PURPOSE.
12. -ALL MATERIALS TO BE RESIST UV COLOR CHANGE
13. -ALL MATERIALS TO BE TREATED AGAINST ROT, INSECT INFESTATION ETC.
14. -ALL MATERIAL TO COMPLY WITH LOCAL FLS CODES FOR COMBUSTIBILITY, SPREAD OF FLAME, ETC.
15. -ALL MATERIALS TO COMPLY WITH OPERATOR BRAND STANDARDS AND DESIGN GUIDELINES.
16. -ALL STAINS & SEALANTS MUST BE LOW TO ZERO-VOC

CHAMPALIMAUD

PROJECT NAME :	Atlantic Fields Golf Programming Project Manual		
Project #:	21028.05	Item Number:	WD-502
Issue Date:	09/29/2023	Item Description:	WALL PANELS & MILLWORK PERFORMANCE
Revision(s):		Item Quantity:	0 Sq. Ft.
		Item Quantity Locations:	
Manufacturer:	ARCHITECTURAL VENEERS	Source:	ARCHITECTURAL VENEERS
Address:	10800 N. Stemmons FWY DALLAS, TEXAS 75220 United States	Address:	10800 N. Stemmons FWY Dallas, TEXAS 75220 United States
Phone:	469-248-0017	Phone:	469-248-0017
Contact:	Kristin Webster	Contact:	Kristin Webster
E-mail:	kwebster@archveneers.com	E-mail:	kwebster@archveneers.com
Web:	https://archveneers.com/	Web:	https://archveneers.com/



Product:	EUCALYPTUS WOOD VENEER
Color / Finish:	FLITCH #5364-3638
Cut:	QUARTERED VERTICAL GRAIN
Wood Species:	EUCALYPTUS
Size / Dimensions:	PER ID DRAWINGS
Plank Width:	PER ID DRAWINGS
Location:	WALL PANELS AND MILLWORK THROUGHOUT PERFORMANCE

Required Item(s) for Designer Approval Prior to Fabrication :

<input checked="" type="checkbox"/> Finish Sample

Instructions:

1. -FINISHED MILLWORK AND VENEER PRODUCTS TO BE PREMIUM GRADE.
2. -FABRICATOR TO SUBMIT MILLWORK SHOP DRAWINGS FOR DESIGN APPROVAL PRIOR TO PRODUCTION.
3. -REFER TO PREAMBLE FOR ADDITIONAL WOOD SPECIFICATION INSTRUCTIONS.
4. -3/4" MIN. THICK SOLID WOOD PLANKS WITH SUBFLOORING AND ACOUSTIC/INSULATING UNDERLAYMENT AS REQUIRED, UNLESS OTHERWISE NOTED.
5. -TO HAVE MICRO BEVEL AT EDGES, UNLESS OTHERWISE NOTED.
6. -VENEERS TO BE AA GRADE VENEERS.
7. -CONTRACTOR TO SUBMIT SAMPLES TO ID FOR APPROVAL.

WD-502

CHAMPALIMAUD

PROJECT NAME :	Atlantic Fields Golf Programming Project Manual		
Project #:	21028.05	Item Number:	WD-502
Issue Date:	09/29/2023	Item Description:	WALL PANELS & MILLWORK PERFORMANCE
Revision(s):		Item Quantity:	0 Sq. Ft.
		Item Quantity Locations:	

8. -MUST BE CLEANED AND MAINTAINED ACCORDING TO MANUFACTURER'S INSTRUCTIONS.
9. -ALL FINISHES MUST BE FINISHED FOR MAXIMUM DURABILITY AND CONSISTENT THROUGHOUT.
10. -ALL EXPOSED AND VULNERABLE EDGES SHALL BE SOLID WOOD, NO VENEERS.
11. -ALL MATERIALS TO BE SUITABLE FOR THE LOCAL CLIMATE AND FIT FOR INTENDED PURPOSE.
12. -ALL MATERIALS TO BE RESIST UV COLOR CHANGE
13. -ALL MATERIALS TO BE TREATED AGAINST ROT, INSECT INFESTATION ETC.
14. -ALL MATERIAL TO COMPLY WITH LOCAL FLS CODES FOR COMBUSTIBILITY, SPREAD OF FLAME, ETC.
15. -ALL MATERIALS TO COMPLY WITH OPERATOR BRAND STANDARDS AND DESIGN GUIDELINES.
16. -ALL STAINS & SEALANTS MUST BE LOW TO ZERO-VOC

CHAMPALIMAUD

PROJECT NAME :	Atlantic Fields Golf Programming Project Manual		
Project #:	21028.05	Item Number:	WD-503
Issue Date:	09/29/2023	Item Description:	MILLWORK WOOD RESTROOMS AT PERFORMANCE
Revision(s):		Item Quantity:	0 Sq. Ft.
		Item Quantity Locations:	
Manufacturer:	TO BID	Source:	TO BID
Address:		Address:	
Phone:		Phone:	
Contact:		Contact:	
E-mail:		E-mail:	
Web:		Web:	



Product:	RIFT CUT EUROPEAN WHITE OAK - TO MATCH ID SAMPLE
Color / Finish:	STAIN: NATURAL NON-YELLOWING POLYURETHANE SHEEN: DULL RUBBED CONVERSION VARNISH 10-15% PORES: SEMI OPEN MFG TO PROVIDE SAMPLE FOR ID APPROVAL
Size / Dimensions:	PER ID DRAWINGS
Wood Species:	EUROPEAN OAK
Location:	MILLWORK WOOD IN RESTROOMS AT PERFORMANCE

Required Item(s) for Designer Approval Prior to Fabrication :

<input checked="" type="checkbox"/> Finish Sample

Instructions:

1. -FINISHED MILLWORK AND VENEER PRODUCTS TO BE PREMIUM GRADE.
2. -FABRICATOR TO SUBMIT MILLWORK SHOP DRAWINGS FOR DESIGN APPROVAL PRIOR TO PRODUCTION.
3. -REFER TO PREAMBLE FOR ADDITIONAL WOOD SPECIFICATION INSTRUCTIONS.
4. -3/4" MIN. THICK SOLID WOOD PLANKS WITH SUBFLOORING AND ACOUSTIC/INSULATING UNDERLAYMENT AS REQUIRED, UNLESS OTHERWISE NOTED.
5. -TO HAVE MICRO BEVEL AT EDGES, UNLESS OTHERWISE NOTED.
6. -VENEERS TO BE AA GRADE VENEERS.
7. -CONTRACTOR TO SUBMIT SAMPLES TO ID FOR APPROVAL.

WD-503

CHAMPALIMAUD

PROJECT NAME : Atlantic Fields Golf Programming Project Manual


Project #:	21028.05	Item Number:	WD-503
Issue Date:	09/29/2023	Item Description:	MILLWORK WOOD RESTROOMS AT PERFORMANCE
Revision(s):		Item Quantity:	0 Sq. Ft.
		Item Quantity Locations:	

8. -MUST BE CLEANED AND MAINTAINED ACCORDING TO MANUFACTURER'S INSTRUCTIONS.
9. -ALL FINISHES MUST BE FINISHED FOR MAXIMUM DURABILITY AND CONSISTENT THROUGHOUT.
10. -ALL EXPOSED AND VULNERABLE EDGES SHALL BE SOLID WOOD, NO VENEERS.
11. -ALL MATERIALS TO BE SUITABLE FOR THE LOCAL CLIMATE AND FIT FOR INTENDED PURPOSE.
12. -ALL MATERIALS TO BE RESIST UV COLOR CHANGE
13. -ALL MATERIALS TO BE TREATED AGAINST ROT, INSECT INFESTATION ETC.
14. -ALL MATERIAL TO COMPLY WITH LOCAL FLS CODES FOR COMBUSTIBILITY, SPREAD OF FLAME, ETC.
15. -ALL MATERIALS TO COMPLY WITH OPERATOR BRAND STANDARDS AND DESIGN GUIDELINES.
16. -ALL STAINS & SEALANTS MUST BE LOW TO ZERO-VOC

OFCI Upholstery

CHAMPALIMAUD

PROJECT NAME :	Atlantic Fields Golf Programming Project Manual		
Project #:	21028.05	Item Number:	UPH-101
Issue Date:	10/18/2023	Item Description:	LUTRON SHADE GOLF HOUSE
Revision(s):	10/18/2023 (1)	Item Quantity:	0
		Item Quantity Locations:	
Manufacturer:	Lutron	Source:	Lutron
Address:	7200 Suter Road Coopersburg, PA 18036 United States	Address:	7200 Suter Road Coopersburg, PA 18036 United States
Phone:	610-282-3800	Phone:	610-282-3800
Contact:		Contact:	Carson Alsop
E-mail:		E-mail:	calsop@lutron.com
Web:	LUTRON.COM	Web:	LUTRON.COM



Description:	LUTRON SHADE - MOUNTING HARDWARE BY AOR
Pattern #:	S0220ET-B
Openness:	5%
Color:	WHITE / LINEN
Width:	V.I.F
Fire Rating:	MUST MEET ALL LOCAL FIRE CODES
Location:	WINDOWS AT GOLF HOUSE

Total Qty: 0

Area Qty: 0

Instructions:

1. SEE PREAMBLE FOR ADDITIONAL FURNISHINGS AND UPHOLSTERY INSTRUCTIONS.
2. FABRIC PER SPECIFIED MANUFACTURER OR APPROVED EQUAL- MUST BE REVIEWDE & APPROVED BY ID.
3. FABRICATOR MUST VERIFY ALL FABRIC AND TRIM QUANTITIES TO BE COORDINATED WITH PURCHASING AGENT.
4. MANUFACTURER MUST CHECK FOR FLAWS AND NOTIFY PRIOR TO FABRICATION.

UPH-101

CHAMPALIMAUD

PROJECT NAME :	Atlantic Fields Golf Programming Project Manual		
Project #:	21028.05	Item Number:	UPH-101
Issue Date:	10/18/2023	Item Description:	LUTRON SHADE GOLF HOUSE
Revision(s):	10/18/2023 (1)	Item Quantity:	0
		Item Quantity Locations:	

- 5. MUST BE CONTRACT QUALITY & SUITABLE FOR COMMERCIAL INSTALLATION.
- 6. IMAGE IS FOR REFERENCE ONLY.
- 7. LEATHER, INHERENT IN ITS NATURE, WILL HAVE DISTINCTIVE MARKINGS, RANGE OF TEXTURE AND COLOR ,WILL FADE WHEN EXPOSED TO SUNLIGHT, AND WILL STRETCH OR SETTLE TO A CERTAIN DEGREE WHEN APPLIED TO UPHOLSTERED GOODS .
- 8. PURCHASE AGENT TO CONFIRM QUANTITIES WITH MANUFACTURER.

UPH-101

CHAMPALIMAUD

PROJECT NAME :	Atlantic Fields Golf Programming Project Manual		
Project #:	21028.05	Item Number:	UPH-201
Issue Date:	09/29/2023	Item Description:	URINAL HEADREST UPHOLSTERY COMFORT STATION 1
Revision(s):	10/18/2023 (1)	Item Quantity:	0
		Item Quantity Locations:	
Manufacturer:	Innovations	Source:	Innovations
Address:	150 Varick St 9th Floor New York, NY 10013 United States	Address:	
Phone:	(212) 807-6300	Phone:	
Contact:	Samantha Berezow	Contact:	Samantha Berezow
E-mail:	sberezow@innovationsusa.com	E-mail:	sberezow@innovations.com
Web:		Web:	



Description:	VINYL UPHOLSTERY AT URINAL HEADREST
Pattern #:	SAT-020
Pattern Name:	SANTA CRUZ
Color:	ARECA
Width:	54"
Content:	100% POLYVINYL CHLORIDE FACE
Durability:	250,000 DOUBLE RUBS
Fire Rating:	CAL 117
Backing:	POLYESTER
Soil / Stain Treatment:	PRE FINISHED
Location:	RESTROOM IN COMFORT STATION 1

Required Item(s) for Designer Approval Prior to Fabrication :

 Cutting	 Flame Certification
---	---

Total Qty: 0

Area Qty: 0

Instructions:

1. SEE PREAMBLE FOR ADDITIONAL FURNISHINGS AND UPHOLSTERY INSTRUCTIONS.
2. FABRIC PER SPECIFIED MANUFACTURER OR APPROVED EQUAL- MUST BE REVIEWDE & APPROVED BY ID.
3. FABRICATOR MUST VERIFY ALL FABRIC AND TRIM QUANTITIES TO BE COORDINATED WITH PURCHASING AGENT.
4. MANUFACTURER MUST CHECK FOR FLAWS AND NOTIFY PRIOR TO FABRICATION.

UPH-201

CHAMPALIMAUD


PROJECT NAME :	Atlantic Fields Golf Programming Project Manual		
Project #:	21028.05	Item Number:	UPH-201
Issue Date:	09/29/2023	Item Description:	URINAL HEADREST UPHOLSTERY COMFORT STATION 1
Revision(s):	10/18/2023 (1)	Item Quantity:	0
		Item Quantity Locations:	

- 5. MUST BE CONTRACT QUALITY & SUITABLE FOR COMMERCIAL INSTALLATION.
- 6. IMAGE IS FOR REFERENCE ONLY.
- 7. LEATHER, INHERENT IN ITS NATURE, WILL HAVE DISTINCTIVE MARKINGS, RANGE OF TEXTURE AND COLOR ,WILL FADE WHEN EXPOSED TO SUNLIGHT, AND WILL STRETCH OR SETTLE TO A CERTAIN DEGREE WHEN APPLIED TO UPHOLSTERED GOODS .
- 8. PURCHASE AGENT TO CONFIRM QUANTITIES WITH MANUFACTURER.

UPH-201

CHAMPALIMAUD

PROJECT NAME :	Atlantic Fields Golf Programming Project Manual		
Project #:	21028.05	Item Number:	UPH-202
Issue Date:	10/18/2023	Item Description:	LUTRON SHADE COMFORT STATION 1
Revision(s):	10/18/2023 (1)	Item Quantity:	0
		Item Quantity Locations:	
Manufacturer:	Lutron	Source:	Lutron
Address:	7200 Suter Road Coopersburg, PA 18036 United States	Address:	7200 Suter Road Coopersburg, PA 18036 United States
Phone:	610-282-3800	Phone:	610-282-3800
Contact:		Contact:	Carson Alsop
E-mail:		E-mail:	calsop@lutron.com
Web:	LUTRON.COM	Web:	LUTRON.COM



Description:	LUTRON SHADE - MOUNTING HARDWARE BY AOR
Pattern #:	S3001ET-B
Openness:	5%
Color:	CHARCOAL / GREY
Width:	V.I.F
Fire Rating:	MUST MEET ALL LOCAL FIRE CODES
Location:	WINDOWS AT COMFORT STATION 1

Total Qty: 0

Area Qty: 0

Instructions:

1. SEE PREAMBLE FOR ADDITIONAL FURNISHINGS AND UPHOLSTERY INSTRUCTIONS.
2. FABRIC PER SPECIFIED MANUFACTURER OR APPROVED EQUAL- MUST BE REVIEWDE & APPROVED BY ID.
3. FABRICATOR MUST VERIFY ALL FABRIC AND TRIM QUANTITIES TO BE COORDINATED WITH PURCHASING AGENT.
4. MANUFACTURER MUST CHECK FOR FLAWS AND NOTIFY PRIOR TO FABRICATION.

UPH-202

CHAMPALIMAUD

PROJECT NAME :	Atlantic Fields Golf Programming Project Manual		
Project #:	21028.05	Item Number:	UPH-202
Issue Date:	10/18/2023	Item Description:	LUTRON SHADE COMFORT STATION 1
Revision(s):	10/18/2023 (1)	Item Quantity:	0
		Item Quantity Locations:	

5. MUST BE CONTRACT QUALITY & SUITABLE FOR COMMERCIAL INSTALLATION.
6. IMAGE IS FOR REFERENCE ONLY.
7. LEATHER, INHERENT IN ITS NATURE, WILL HAVE DISTINCTIVE MARKINGS, RANGE OF TEXTURE AND COLOR ,WILL FADE WHEN EXPOSED TO SUNLIGHT, AND WILL STRETCH OR SETTLE TO A CERTAIN DEGREE WHEN APPLIED TO UPHOLSTERED GOODS .
8. PURCHASE AGENT TO CONFIRM QUANTITIES WITH MANUFACTURER.

UPH-202

CHAMPALIMAUD

PROJECT NAME :	Atlantic Fields Golf Programming Project Manual		
Project #:	21028.05	Item Number:	UPH-301
Issue Date:	09/29/2023	Item Description:	URINAL HEADREST UPHOLSTERY COMFORT STATION 2
Revision(s):	10/18/2023 (1)	Item Quantity:	0
		Item Quantity Locations:	
Manufacturer:	Innovations	Source:	Innovations
Address:	150 Varick St 9th Floor New York, NY 10013 United States	Address:	
Phone:	(212) 807-6300	Phone:	
Contact:	Samantha Berezow	Contact:	Samantha Berezow
E-mail:	sberezow@innovationsusa.com	E-mail:	sberezow@innovations.com
Web:		Web:	



Description:	VINYL UPHOLSTERY AT URINAL HEADREST
Pattern #:	SAT-020
Pattern Name:	SANTA CRUZ
Color:	ARECA
Width:	54"
Content:	100% POLYVINYL CHLORIDE FACE
Durability:	250,000 DOUBLE RUBS
Fire Rating:	CAL 117
Backing:	POLYESTER
Soil / Stain Treatment:	PRE FINISHED
Location:	RESTROOM IN COMFORT STATION 2

Required Item(s) for Designer Approval Prior to Fabrication :

 Cutting	 Flame Certification
---	---

Total Qty: 0 Area Qty: 0

Instructions:

1. SEE PREAMBLE FOR ADDITIONAL FURNISHINGS AND UPHOLSTERY INSTRUCTIONS.
2. FABRIC PER SPECIFIED MANUFACTURER OR APPROVED EQUAL- MUST BE REVIEWDE & APPROVED BY ID.
3. FABRICATOR MUST VERIFY ALL FABRIC AND TRIM QUANTITIES TO BE COORDINATED WITH PURCHASING AGENT.
4. MANUFACTURER MUST CHECK FOR FLAWS AND NOTIFY PRIOR TO FABRICATION.

UPH-301

CHAMPALIMAUD


PROJECT NAME :	Atlantic Fields Golf Programming Project Manual		
Project #:	21028.05	Item Number:	UPH-301
Issue Date:	09/29/2023	Item Description:	URINAL HEADREST UPHOLSTERY COMFORT STATION 2
Revision(s):	10/18/2023 (1)	Item Quantity:	0
		Item Quantity Locations:	

- 5. MUST BE CONTRACT QUALITY & SUITABLE FOR COMMERCIAL INSTALLATION.
- 6. IMAGE IS FOR REFERENCE ONLY.
- 7. LEATHER, INHERENT IN ITS NATURE, WILL HAVE DISTINCTIVE MARKINGS, RANGE OF TEXTURE AND COLOR ,WILL FADE WHEN EXPOSED TO SUNLIGHT, AND WILL STRETCH OR SETTLE TO A CERTAIN DEGREE WHEN APPLIED TO UPHOLSTERED GOODS .
- 8. PURCHASE AGENT TO CONFIRM QUANTITIES WITH MANUFACTURER.

UPH-301

CHAMPALIMAUD

PROJECT NAME :	Atlantic Fields Golf Programming Project Manual		
Project #:	21028.05	Item Number:	UPH-302
Issue Date:	10/18/2023	Item Description:	LUTRON SHADE COMFORT STATION 2
Revision(s):	10/18/2023 (1)	Item Quantity:	0
		Item Quantity Locations:	
Manufacturer:	Lutron	Source:	Lutron
Address:	7200 Suter Road Coopersburg, PA 18036 United States	Address:	7200 Suter Road Coopersburg, PA 18036 United States
Phone:	610-282-3800	Phone:	610-282-3800
Contact:		Contact:	Carson Alsop
E-mail:		E-mail:	calsop@lutron.com
Web:	LUTRON.COM	Web:	LUTRON.COM



Description:	LUTRON SHADE - MOUNTING HARDWARE BY AOR
Pattern #:	S3001ET-B
Openness:	5%
Color:	CHARCOAL / GREY
Width:	V.I.F
Fire Rating:	MUST MEET ALL LOCAL FIRE CODES
Location:	WINDOWS AT COMFORT STATION 2

Total Qty: 0

Area Qty: 0

Instructions:

1. SEE PREAMBLE FOR ADDITIONAL FURNISHINGS AND UPHOLSTERY INSTRUCTIONS.
2. FABRIC PER SPECIFIED MANUFACTURER OR APPROVED EQUAL- MUST BE REVIEWDE & APPROVED BY ID.
3. FABRICATOR MUST VERIFY ALL FABRIC AND TRIM QUANTITIES TO BE COORDINATED WITH PURCHASING AGENT.
4. MANUFACTURER MUST CHECK FOR FLAWS AND NOTIFY PRIOR TO FABRICATION.

UPH-302

CHAMPALIMAUD


PROJECT NAME :	Atlantic Fields Golf Programming Project Manual		
Project #:	21028.05	Item Number:	UPH-302
Issue Date:	10/18/2023	Item Description:	LUTRON SHADE COMFORT STATION 2
Revision(s):	10/18/2023 (1)	Item Quantity:	0
		Item Quantity Locations:	

5. MUST BE CONTRACT QUALITY & SUITABLE FOR COMMERCIAL INSTALLATION.
6. IMAGE IS FOR REFERENCE ONLY.
7. LEATHER, INHERENT IN ITS NATURE, WILL HAVE DISTINCTIVE MARKINGS, RANGE OF TEXTURE AND COLOR ,WILL FADE WHEN EXPOSED TO SUNLIGHT, AND WILL STRETCH OR SETTLE TO A CERTAIN DEGREE WHEN APPLIED TO UPHOLSTERED GOODS .
8. PURCHASE AGENT TO CONFIRM QUANTITIES WITH MANUFACTURER.

UPH-302

CHAMPALIMAUD

PROJECT NAME :	Atlantic Fields Golf Programming Project Manual		
Project #:	21028.05	Item Number:	UPH-501
Issue Date:	09/29/2023	Item Description:	BUILT IN BENCH UPHOLSTERY PERFORMANCE
Revision(s):		Item Quantity:	0
		Item Quantity Locations:	
Manufacturer:	Edelman	Source:	Edelman
Address:	New Milford, CT 06776 United States	Address:	United States
Phone:		Phone:	9176787943
Contact:		Contact:	Jessica Mckeever
E-mail:		E-mail:	jmckeeve@edelmanleather.com
Web:	www.edelmanleather.com	Web:	www.https://www.edelmanleather.com



Description:	LEATHER BUILT-IN BENCH UPHOLSTERY
Pattern #:	WL55
Pattern Name:	WAGON LIT
Color:	ICE ICE BABY
Usable Area:	28" x 65"
Content:	EUROPEAN FULL GRAIN VEGETABLE-TANNED ANILINE -DYED COWHIDE
Durability:	ASTM 2208
Fire Rating:	MUST BE TREATED FOR ALL LOCAL FR CODES
Location:	BUILT-IN BENCH IN TREATMENT ROOM AT PERFORMANCE

Total Qty: 0

Area Qty: 0

Instructions:

1. SEE PREAMBLE FOR ADDITIONAL FURNISHINGS AND UPHOLSTERY INSTRUCTIONS.
2. FABRIC PER SPECIFIED MANUFACTURER OR APPROVED EQUAL- MUST BE REVIEWDE & APPROVED BY ID.
3. FABRICATOR MUST VERIFY ALL FABRIC AND TRIM QUANTITIES TO BE COORDINATED WITH PURCHASING AGENT.
4. MANUFACTURER MUST CHECK FOR FLAWS AND NOTIFY PRIOR TO FABRICATION.

UPH-501

CHAMPALIMAUD

PROJECT NAME :	Atlantic Fields Golf Programming Project Manual		
Project #:	21028.05	Item Number:	UPH-501
Issue Date:	09/29/2023	Item Description:	BUILT IN BENCH UPHOLSTERY PERFORMANCE
Revision(s):		Item Quantity:	0
		Item Quantity Locations:	

5. MUST BE CONTRACT QUALITY & SUITABLE FOR COMMERCIAL INSTALLATION.
6. IMAGE IS FOR REFERENCE ONLY.
7. LEATHER, INHERENT IN ITS NATURE, WILL HAVE DISTINCTIVE MARKINGS, RANGE OF TEXTURE AND COLOR ,WILL FADE WHEN EXPOSED TO SUNLIGHT, AND WILL STRETCH OR SETTLE TO A CERTAIN DEGREE WHEN APPLIED TO UPHOLSTERED GOODS .
8. PURCHASE AGENT TO CONFIRM QUANTITIES WITH MANUFACTURER.